

**SANDY VALLEY LOCAL  
SCHOOL DISTRICT  
STARK COUNTY, OHIO**

**SINGLE AUDIT REPORT**

**FOR THE FISCAL YEAR  
ENDED JUNE 30, 2023**

***Zupka & Associates***  
Certified Public Accountants



OHIO AUDITOR OF STATE  
KEITH FABER



88 East Broad Street  
Columbus, Ohio 43215  
IPARepor@ohioauditor.gov  
(800) 282-0370

Board of Education  
Sandy Valley Local School District  
5362 State Route 183 Northeast  
Magnolia, Ohio 44643

We have reviewed the *Independent Auditor's Report* of the Sandy Valley Local School District, Stark County, prepared by Zupka & Associates, for the audit period July 1, 2022 through June 30, 2023. Based upon this review, we have accepted these reports in lieu of the audit required by Section 117.11, Revised Code. The Auditor of State did not audit the accompanying financial statements and, accordingly, we are unable to express, and do not express an opinion on them.

Our review was made in reference to the applicable sections of legislative criteria, as reflected by the Ohio Constitution, and the Revised Code, policies, procedures and guidelines of the Auditor of State, regulations and grant requirements. The Sandy Valley Local School District is responsible for compliance with these laws and regulations.

A handwritten signature in cursive script that reads "Keith Faber".

Keith Faber  
Auditor of State  
Columbus, Ohio

March 18, 2024

**This page intentionally left blank.**

**SANDY VALLEY LOCAL SCHOOL DISTRICT  
STARK COUNTY, OHIO  
SINGLE AUDIT REPORT  
FOR THE FISCAL YEAR ENDED JUNE 30, 2023**

---

TABLE OF CONTENTS

	<u>PAGE</u>
Independent Auditor’s Report	1-3
Management Discussion and Analysis	5-15
Statement of Net Position	16
Statement of Activities	17
Balance Sheet - Governmental Funds	18
Reconciliation of Total Governmental Fund Balances to Net Position of Governmental Activities	19
Statement of Revenues, Expenditures and Changes in Fund Balances – Governmental Funds	20
Reconciliation of the Statement of Revenues, Expenditures and Changes in Fund Balances of Governmental Funds to the Statement of Activities	21
Statement of Revenues, Expenditures and Changes in Fund Balance - Budget and Actual (Non-GAAP Budgetary Basis) –	
General Fund	22
Elementary and Secondary School Emergency Relief Fund	23
Notes to the Basic Financial Statements	25-66
Required Supplementary Information:	
Schedule of the District’s Proportionate Share of the Net Pension Liability -	
School Employees Retirement System (SERS) of Ohio - Last Ten Fiscal Years	68-69
State Teachers Retirement System (STRS) of Ohio – Last Ten Fiscal Years	70-71
Schedule of District Pension Contributions -	
School Employees Retirement System (SERS) of Ohio – Last Ten Fiscal Years	72-73
State Teachers Retirement System (STRS) of Ohio – Last Ten Fiscal Years	74-75
Schedule of the District’s Proportionate Share of the Net OPEB Liability -	
School Employees Retirement System (SERS) of Ohio – Last Seven Fiscal Years	76-77
Schedule of the District’s Proportionate Share of the Net OPEB Liability/Asset -	
State Teachers Retirement System (STRS) of Ohio – Last Seven Fiscal Years	78-79
Schedule of District OPEB Contributions –	
School Employees Retirement System (SERS) of Ohio – Last Ten Fiscal Years	80-81
State Teachers Retirement System (STRS) of Ohio – Last Ten Fiscal Years	82-83
Notes to the Required Supplementary Information	84-88
Schedule of Expenditures of Federal Awards	89
Notes to the Schedule of Expenditures of Federal Awards	90
Independent Auditor’s Report on Internal Control Over Financial Reporting and on Compliance and Other Matters Based on an Audit of Financial Statements Performed in Accordance with <i>Government Auditing Standards</i>	91-92
Independent Auditor’s Report on Compliance for Each Major Federal Program and on Internal Control Over Compliance Required by the Uniform Guidance	93-95
Schedule of Findings and Questioned Costs	96
Schedule of Prior Audit Findings and Recommendations	97

**This page intentionally left blank.**

## INDEPENDENT AUDITOR'S REPORT

Sandy Valley Local School District  
Stark County  
5362 State Route 183 NE  
Magnolia, Ohio 44643

To the Members of the Board of Education:

### Report on the Financial Statements

#### *Opinions*

We have audited the accompanying financial statements of the governmental activities, each major fund, and the aggregate remaining fund information of the Sandy Valley Local School District, Stark County, Ohio, (the District) as of and for the year ended June 30, 2023, and the related notes to the financial statements, which collectively comprise the District's basic financial statements as listed in the table of contents.

In our opinion, the financial statements referred to above present fairly, in all material respects, the respective financial position of the governmental activities, each major fund, and the aggregate remaining fund information of the Sandy Valley Local School District as of June 30, 2023, and the respective changes in financial position and the budgetary comparisons for the General Fund and the Elementary and Secondary School Emergency Relief Fund for the year then ended in accordance with accounting principles generally accepted in the United States of America.

#### *Basis for Opinions*

We conducted our audit in accordance with auditing standards generally accepted in the United States of America (GAAS) and the standards applicable to financial audits contained in *Government Auditing Standards (Government Auditing Standards)*, issued by the Comptroller General of the United States. Our responsibilities under those standards are further described in the Auditor's Responsibilities for the Audit of the Financial Statements section of our report. We are required to be independent of the District, and to meet our other ethical responsibilities, in accordance with the relevant ethical requirements relating to our audit. We believe that the audit evidence we have obtained is sufficient and appropriate to provide a basis for our audit opinions.

#### *Responsibilities of Management for the Financial Statements*

Management is responsible for the preparation and fair presentation of the financial statements in accordance with accounting principles generally accepted in the United States of America, and for the design, implementation, and maintenance of internal control relevant to the preparation and fair presentation of financial statements that are free from material misstatement, whether due to fraud or error.

In preparing the financial statements, management is required to evaluate whether there are conditions or events, considered in the aggregate, that raise substantial doubt about the District's ability to continue as a going concern for twelve months beyond the financial statement date, including any currently known information that may raise substantial doubt shortly thereafter.

***Auditor's Responsibilities for the Audit of the Financial Statements***

Our objectives are to obtain reasonable assurance about whether the financial statements as a whole are free from material misstatement, whether due to fraud or error, and to issue an auditor's report that includes our opinions. Reasonable assurance is a high level of assurance but is not absolute assurance and therefore is not a guarantee that an audit conducted in accordance with GAAS and *Government Auditing Standards* will always detect a material misstatement when it exists. The risk of not detecting a material misstatement resulting from fraud is higher than for one resulting from error, as fraud may involve collusion, forgery, intentional omissions, misrepresentations, or the override of internal control. Misstatements are considered material if there is a substantial likelihood that, individually or in the aggregate, they would influence the judgment made by a reasonable user based on the financial statements.

In performing an audit in accordance with GAAS and *Government Auditing Standards*, we

- exercise professional judgment and maintain professional skepticism throughout the audit.
- identify and assess the risks of material misstatement of the financial statements, whether due to fraud or error, and design and perform audit procedures responsive to those risks. Such procedures include examining, on a test basis, evidence regarding the amounts and disclosures in the financial statements.
- obtain an understanding of internal control relevant to the audit in order to design audit procedures that are appropriate in the circumstances, but not for the purpose of expressing an opinion on the effectiveness of the District's internal control. Accordingly, no such opinion is expressed.
- evaluate the appropriateness of accounting policies used and the reasonableness of significant accounting estimates made by management, as well as evaluate the overall presentation of the financial statements.
- conclude whether, in our judgment, there are conditions or events, considered in the aggregate, that raise substantial doubt about the District's ability to continue as a going concern for a reasonable period of time.

We are required to communicate with those charged with governance regarding, among other matters, the planned scope and timing of the audit, significant audit findings, and certain internal control-related matters that we identified during the audit.

***Required Supplementary Information***

Accounting principles generally accepted in the United States of America require that the Management's Discussion and Analysis and Schedules of Net Pension and Postemployment Benefit Liabilities and Pension and Postemployment Benefit Contributions, as listed in the table of contents, be presented to supplement the basic financial statements. Such information is the responsibility of management and, although not a part of the basic financial statements, is required by the Governmental Accounting Standards Board who considers it to be an essential part of financial reporting for placing the basic financial statements in an appropriate operational, economic, or historical context. We have applied certain limited procedures to the required supplementary information in accordance with auditing standards generally accepted in the United States of America, which consisted of inquiries of management about the methods of preparing the information and comparing the information for consistency with management's responses to our inquiries, the basic financial statements, and other knowledge we obtained during our audit of the basic financial statements. We do not express an opinion or provide any assurance on the information because the limited procedures do not provide us with sufficient evidence to express an opinion or provide any assurance.




***Supplementary Information***

Our audit was conducted for the purpose of forming opinions on the financial statements that collectively comprise the District's basic financial statements. The Schedule of Expenditures of Federal Awards is presented for purposes of additional analysis as required by Title 2 U.S. Code of Federal Regulations (CFR) Part 200, Uniform Administrative Requirements, Cost Principles, and Audit Requirements for Federal Awards, and is not a required part of the basic financial statements. Such information is the responsibility of management and was derived from and relates directly to the underlying accounting and other records used to prepare the basic financial statements. The information has been subjected to the auditing procedures applied in the audit of the basic financial statements and certain additional procedures, including comparing and reconciling such information directly to the underlying accounting and other records used to prepare the basic financial statements or to the basic financial statements themselves, and other additional procedures in accordance with auditing standards generally accepted in the United States of America. In our opinion, the Schedule of Expenditures of Federal Awards is fairly stated, in all material respects, in relation to the basic financial statements as a whole.

**Other Reporting Required by *Government Auditing Standards***

In accordance with *Government Auditing Standards*, we have also issued our report dated January 30, 2024, on our consideration of the District's internal control over financial reporting and on our tests of its compliance with certain provisions of laws, regulations, contracts, and grant agreements and other matters. The purpose of that report is solely to describe the scope of our testing of internal control over financial reporting and compliance and the results of that testing, and not to provide an opinion on the effectiveness of the District's internal control over financial reporting or on compliance. That report is an integral part of an audit performed in accordance with *Government Auditing Standards* in considering the District's internal control over financial reporting and compliance.



Zupka & Associates  
Certified Public Accountants

January 30, 2024

*This page intentionally left blank.*

**SANDY VALLEY LOCAL SCHOOL DISTRICT  
STARK COUNTY, OHIO**

**MANAGEMENT'S DISCUSSION AND ANALYSIS  
FOR THE FISCAL YEAR ENDED JUNE 30, 2023**

The management's discussion and analysis of the Sandy Valley Local School District's ("the District") financial performance provides an overall review of the District's financial activities for the fiscal year ended June 30, 2023. The intent of this discussion and analysis is to look at the District's financial performance as a whole; readers should also review the basic financial statements and the notes to the basic financial statements to enhance their understanding of the District's financial performance.

**Financial Highlights**

Key financial highlights for fiscal year 2023 are as follows:

- In total, net position of governmental activities decreased \$328,000 which represents a 1.74% decrease from 2022's net position.
- General revenues accounted for \$17,573,581 in revenue or 76.63% of all revenues. Program specific revenues in the form of charges for services and sales, grants and contributions accounted for \$5,359,075 or 23.37% of total revenues of \$22,932,656.
- The District had \$23,260,656 in expenses related to governmental activities; only \$5,359,075 of these expenses were offset by program specific charges for services, grants or contributions. General revenues supporting governmental activities (primarily taxes and unrestricted grants and entitlements) of \$17,573,581 were not adequate to provide for these programs.
- The District's major governmental funds are the general fund and the Elementary and Secondary School Emergency Relief fund. The general fund had \$17,721,095 in revenues and \$17,704,861 in expenditures. During fiscal year 2023, the general fund's fund balance increased \$16,234 from \$6,193,257 to \$6,209,491.
- The Elementary and Secondary School Emergency Relief fund had \$994,957 in revenues and \$1,416,886 in expenditures. During fiscal year 2023, the Elementary and Secondary School Emergency Relief fund's fund balance decreased \$421,929 from a deficit of \$358,311 to a deficit of \$780,240.

**Using the Basic Financial Statements**

This annual report consists of a series of financial statements and notes to those statements. These statements are organized so the reader can understand the District as a financial whole, an entire operating entity. The statements then proceed to provide an increasingly detailed look at specific financial activities.

The statement of net position and statement of activities provide information about the activities of the whole District, presenting both an aggregate view of the District's finances and a longer-term view of those finances. Fund financial statements provide the next level of detail. For governmental funds, these statements tell how services were financed in the short-term as well as what remains for future spending. The fund financial statements also look at the District's most significant funds with all other nonmajor funds presented in total in one column. In the case of the District, the general fund and the Elementary and Secondary School Emergency Relief fund are the only governmental funds reported as major funds.

**Reporting the District as a Whole**

*Statement of Net Position and the Statement of Activities*

While this document contains the large number of funds used by the District to provide programs and activities, the view of the District as a whole looks at all financial transactions and asks the question, "How did we do financially during 2023?" The statement of net position and the statement of activities answer this question. These statements include all assets, deferred outflows, liabilities, deferred inflows, revenues and expenses using the accrual basis of accounting similar to the accounting used by most private-sector companies. This basis of accounting will take into account all of the current year's revenues and expenses regardless of when cash is received or paid.

**SANDY VALLEY LOCAL SCHOOL DISTRICT  
STARK COUNTY, OHIO**

**MANAGEMENT'S DISCUSSION AND ANALYSIS  
FOR THE FISCAL YEAR ENDED JUNE 30, 2023**

These two statements report the District's net position and changes in that position. This change in net position is important because it tells the reader that, for the District as a whole, the financial position of the District has improved or diminished. The causes of this change may be the result of many factors, some financial, some not. Non-financial factors include the District's property tax base, current property tax laws in Ohio restricting revenue growth, facility conditions, required educational programs and other factors.

In the statement of net position and the statement of activities, the governmental activities include the District's programs and services, including instruction, support services, operation and maintenance of plant, pupil transportation, extracurricular activities, and food service operations.

**Reporting the District's Most Significant Funds**

***Fund Financial Statements***

The analysis of the District's major governmental funds begins on page 10. Fund financial reports provide detailed information about the District's major funds. The District uses many funds to account for a multitude of financial transactions. However, these fund financial statements focus on the District's most significant funds. The District's major governmental funds are the general fund and the Elementary and Secondary School Emergency Relief fund.

***Governmental Funds***

All of the District's activities are reported in governmental funds, which focus on how money flows into and out of those funds and the balances left at year-end available for spending in future periods. These funds are reported using an accounting method called modified accrual accounting, which measures cash and all other financial assets that can readily be converted to cash. The governmental fund financial statements provide a detailed short-term view of the District's general government operations and the basic services it provides. Governmental fund information helps you determine whether there are more or fewer financial resources that can be spent in the near future to finance educational programs. The relationship (or differences) between governmental activities (reported in the statement of net position and the statement of activities) and governmental funds is reconciled in the basic financial statements.

***Notes to the Basic Financial Statements***

The notes provide additional information that is essential to a full understanding of the data provided in the government-wide and fund financial statements.

***Required Supplementary Information***

The required supplementary information provides detailed information regarding the District's proportionate share of the net pension liability and net OPEB liability/asset of the retirement systems and a ten year schedule of District's contributions to the retirement systems to fund pension and OPEB obligations.

**SANDY VALLEY LOCAL SCHOOL DISTRICT  
STARK COUNTY, OHIO**

MANAGEMENT'S DISCUSSION AND ANALYSIS  
FOR THE FISCAL YEAR ENDED JUNE 30, 2023

**The District as a Whole**

The table below provides a summary of the District's net position at June 30, 2023 and June 30, 2022.

	<b>Net Position</b>	
	Governmental Activities <u>2023</u>	Governmental Activities <u>2022</u>
<b><u>Assets</u></b>		
Current and other assets	\$ 21,046,406	\$ 20,390,726
Capital assets, net	<u>33,102,924</u>	<u>34,021,109</u>
Total assets	<u>54,149,330</u>	<u>54,411,835</u>
<b><u>Deferred Outflows of Resources</u></b>		
Pension	4,661,295	4,821,003
OPEB	<u>464,678</u>	<u>590,107</u>
Total deferred outflows of resources	<u>5,125,973</u>	<u>5,411,110</u>
<b><u>Liabilities</u></b>		
Current liabilities	2,800,388	2,745,016
Long-term liabilities:		
Due within one year	853,374	916,234
Due in more than one year:		
Net pension liability	17,339,488	10,322,584
Net OPEB liability	876,115	1,269,737
Other amounts	<u>7,216,081</u>	<u>7,942,598</u>
Total liabilities	<u>29,085,446</u>	<u>23,196,169</u>
<b><u>Deferred Inflows of Resources</u></b>		
Property taxes levied for next year	7,523,740	7,298,675
Deferred gain on refunding	47,834	52,426
Pension	1,610,413	8,172,606
OPEB	<u>2,476,428</u>	<u>2,243,627</u>
Total deferred inflows of resources	<u>11,658,415</u>	<u>17,767,334</u>
<b><u>Net Position</u></b>		
Net investment in capital assets	25,788,482	26,590,166
Restricted	2,581,775	2,515,917
Unrestricted (deficit)	<u>(9,838,815)</u>	<u>(10,246,641)</u>
Total net position	<u>\$ 18,531,442</u>	<u>\$ 18,859,442</u>

The net pension liability is reported pursuant to Governmental Accounting Standards Board (GASB) Statement 68, "Accounting and Financial Reporting for Pensions—an Amendment of GASB Statement 27." The net other postemployment benefits (OPEB) liability/asset is reported pursuant to GASB Statement 75, "Accounting and Financial Reporting for Postemployment Benefits Other Than Pensions." For reasons discussed below, many end users of this financial statement will gain a clearer understanding of the District's actual financial condition by adding deferred inflows related to pension and OPEB, the net pension liability, and the net OPEB liability to the reported net position and subtracting deferred outflows related to pension and OPEB and the net OPEB asset.

**SANDY VALLEY LOCAL SCHOOL DISTRICT  
STARK COUNTY, OHIO**

MANAGEMENT'S DISCUSSION AND ANALYSIS  
FOR THE FISCAL YEAR ENDED JUNE 30, 2023

Governmental Accounting Standards Board standards are national and apply to all government financial reports prepared in accordance with generally accepted accounting principles. Prior accounting for pensions (GASB 27) and postemployment benefits (GASB 45) focused on a funding approach. This approach limited pension and OPEB costs to contributions annually required by law, which may or may not be sufficient to fully fund each plan's *net pension liability* or *net OPEB liability*. GASB 68 and GASB 75 take an earnings approach to pension and OPEB accounting; however, the nature of Ohio's statewide pension/OPEB plans and state law governing those systems requires additional explanation in order to properly understand the information presented in these statements.

GASB 68 and GASB 75 require the net pension liability and the net OPEB liability to equal the District's proportionate share of each plan's collective:

1. Present value of estimated future pension/OPEB benefits attributable to active and inactive employees' past service.
2. Minus plan assets available to pay these benefits.

GASB notes that pension and OPEB obligations, whether funded or unfunded, are part of the "employment exchange" – that is, the employee is trading his or her labor in exchange for wages, benefits, and the promise of a future pension and other postemployment benefits. GASB noted that the unfunded portion of this promise is a present obligation of the government, part of a bargained-for benefit to the employee, and should accordingly be reported by the government as a liability since they received the benefit of the exchange. However, the District is not responsible for certain key factors affecting the balance of these liabilities. In Ohio, the employee shares the obligation of funding pension benefits with the employer. Both employer and employee contribution rates are capped by State statute. A change in these caps requires action of both Houses of the General Assembly and approval of the Governor. Benefit provisions are also determined by State statute. The Ohio Revised Code permits, but does not require, the retirement systems to provide healthcare to eligible benefit recipients. The retirement systems may allocate a portion of the employer contributions to provide for these OPEB benefits.

The employee enters the employment exchange with the knowledge that the employer's promise is limited not by contract but by law. The employer enters the exchange also knowing that there is a specific, legal limit to its contribution to the retirement system. In Ohio, there is no legal means to enforce the unfunded liability of the pension/OPEB plan *as against the public employer*. State law operates to mitigate/lessen the moral obligation of the public employer to the employee, because all parties enter the employment exchange with notice as to the law. The retirement system is responsible for the administration of the pension and OPEB plans.

Most long-term liabilities have set repayment schedules or, in the case of compensated absences (i.e. sick and vacation leave), are satisfied through paid time-off or termination payments. There is no repayment schedule for the net pension liability or the net OPEB liability. As explained above, changes in benefits, contribution rates, and return on investments affect the balance of these liabilities but are outside the control of the local government. In the event that contributions, investment returns, and other changes are insufficient to keep up with required payments, State statute does not assign/identify the responsible party for the unfunded portion. Due to the unique nature of how the net pension liability and the net OPEB liability are satisfied, these liabilities are separately identified within the long-term liability section of the statement of net position.

In accordance with GASB 68 and GASB 75, the District's statements prepared on an accrual basis of accounting include an annual pension expense and an annual OPEB expense for their proportionate share of each plan's *change* in net pension liability and net OPEB liability, respectively, not accounted for as deferred inflows/outflows.

Over time, net position can serve as a useful indicator of a government's financial position. At June 30, 2023, the District's assets and deferred outflows exceeded liabilities and deferred inflows by \$18,531,442.

**SANDY VALLEY LOCAL SCHOOL DISTRICT  
STARK COUNTY, OHIO**

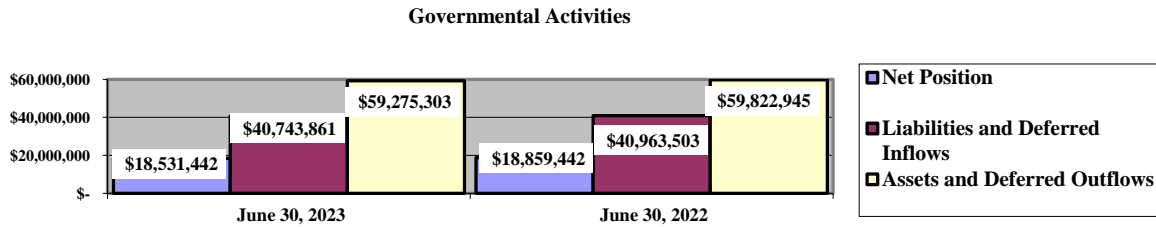
MANAGEMENT’S DISCUSSION AND ANALYSIS  
FOR THE FISCAL YEAR ENDED JUNE 30, 2023

At year-end, capital assets represented 61.13% of total assets. Capital assets include land, land improvements, buildings and improvements, furniture and equipment, vehicles and intangible right to use assets. The District’s net investment in capital assets at June 30, 2023, was \$25,788,482. These capital assets are used to provide services to the students and are not available for future spending. Although the District’s investment in capital assets is reported net of related debt, it should be noted that the resources to repay the debt must be provided from other sources, since capital assets may not be used to liquidate these liabilities.

The net pension liability increased \$7,016,904 or 67.98% and deferred inflows of resources related to pension decreased \$6,562,193 or 80.29%. These changes were the result of changes at the pension system level for the State Teachers Retirement System (STRS) and the School Employees Retirement System (SERS). Primarily, net investment income on investments at both pension systems were negative for the fiscal year 2022 measurement date that are used for the fiscal year 2023 reporting. This caused a large decrease in their respective fiduciary net positions which was a drastic change from the previous fiscal year’s large positive investment returns.

A portion of the District’s net position, \$2,581,775, represents resources that are subject to external restriction on how they may be used. The remaining balance of unrestricted net position is a deficit of \$9,838,815.

The graph below shows the District’s assets and deferred outflows of resources, liabilities and deferred inflows of resources, and net position at June 30, 2023 and 2022.



The table below shows the change in net position for fiscal years 2023 and 2022.

**Change in Net Position**

	Governmental Activities 2023	Governmental Activities 2022
<b>Revenues</b>		
Program revenues:		
Charges for services and sales	\$ 640,093	\$ 862,973
Operating grants and contributions	4,643,999	4,652,696
Capital grants and contributions	74,983	104,876
General revenues:		
Property taxes	7,031,035	6,428,402
Grants and entitlements	10,460,322	9,568,940
Investment earnings and fair value adjustment	27,634	(311,802)
Miscellaneous	54,590	613,995
<b>Total revenues</b>	<b>22,932,656</b>	<b>21,920,080</b>

- Continued

**SANDY VALLEY LOCAL SCHOOL DISTRICT  
STARK COUNTY, OHIO**

MANAGEMENT'S DISCUSSION AND ANALYSIS  
FOR THE FISCAL YEAR ENDED JUNE 30, 2023

	<b>Change in Net Position (Continued)</b>	
	Governmental Activities <u>2023</u>	Governmental Activities <u>2022</u>
<b><u>Expenses</u></b>		
Program expenses:		
Instruction:		
Regular	\$ 8,286,287	\$ 6,827,960
Special	2,992,814	3,064,785
Vocational	1,182,621	842,098
Other	181,242	355,841
Support services:		
Pupil	2,054,725	1,918,185
Instructional staff	309,628	424,702
Board of education	47,687	36,139
Administration	1,787,368	1,867,468
Fiscal	583,873	472,226
Business	13,724	14,311
Operations and maintenance	2,133,303	1,437,495
Pupil transportation	1,533,519	1,394,187
Central	258,829	212,759
Operation of non-instructional services:		
Food service operations	898,712	876,713
Other non-instructional services	124,833	76,039
Extracurricular activities	741,809	1,240,961
Interest and fiscal charges	<u>129,682</u>	<u>539,752</u>
Total expenses	<u>23,260,656</u>	<u>21,601,621</u>
Change in net position	(328,000)	318,459
Net position at beginning of year	<u>18,859,442</u>	<u>18,540,983</u>
Net position at end of year	<u>\$ 18,531,442</u>	<u>\$ 18,859,442</u>

**Governmental Activities**

Net position of the District's governmental activities decreased \$328,000. Total governmental expenses of \$23,260,656 were partially offset by program revenues of \$5,359,075 and general revenues of \$17,573,581. Program revenues supported 23.04% of the total governmental expenses.

The primary sources of revenue for governmental activities are derived from property taxes, and unrestricted grants and entitlements. These revenue sources represent 76.27% of total governmental revenue.

The largest expense of the District is for instruction. Instruction expenses totaled \$12,642,964 or 54.35% of total governmental expenses for fiscal 2023.

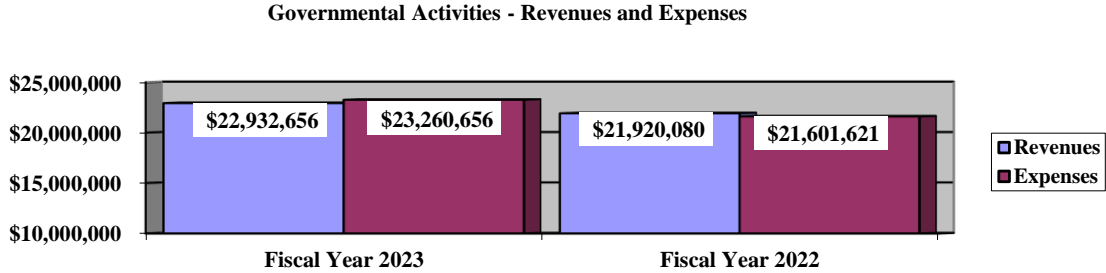
Overall, expenses of the governmental activities increased \$1,659,035 or 7.68%. This increase is primarily the result of an increase in pension expense. Pension expense increase approximately \$1,795,999. This increase was the result of an increase in expenses incurred at the pension system level for the State Teachers Retirement System (STRS) and the School Employees Retirement System (SERS) due to a decrease in net investment income on investments compared to previous years.



**SANDY VALLEY LOCAL SCHOOL DISTRICT  
STARK COUNTY, OHIO**

MANAGEMENT'S DISCUSSION AND ANALYSIS  
FOR THE FISCAL YEAR ENDED JUNE 30, 2023

The graph below presents the District's governmental activities revenue and expenses for fiscal years 2023 and 2022.



The statement of activities shows the cost of program services and the charges for services and grants offsetting those services. The following table shows, for governmental activities, the total cost of services and the net cost of services. That is, it identifies the cost of these services supported by tax revenue and unrestricted State grants and entitlements.

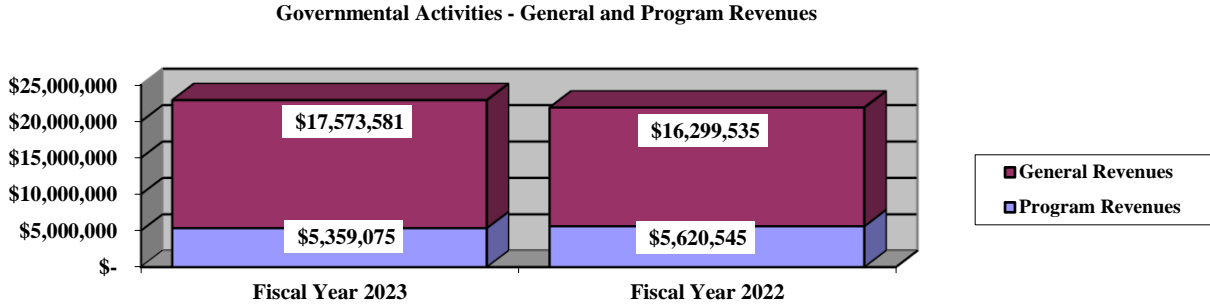
	<b>Governmental Activities</b>			
	Total Cost of Services <u>2023</u>	Net Cost of Services <u>2023</u>	Total Cost of Services <u>2022</u>	Net Cost of Services <u>2022</u>
<b>Program expenses</b>				
Instruction:				
Regular	\$ 8,286,287	\$ 6,684,096	\$ 6,827,960	\$ 5,830,629
Special	2,992,814	1,410,544	3,064,785	1,623,101
Vocational	1,182,621	992,944	842,098	672,827
Other	181,242	112,946	355,841	315,688
Support services:				
Pupil	2,054,725	1,933,119	1,918,185	1,309,908
Instructional staff	309,628	242,844	424,702	275,820
Board of education	47,687	47,687	36,139	36,139
Administration	1,787,368	1,688,955	1,867,468	1,729,649
Fiscal	583,873	466,819	472,226	472,226
Business	13,724	13,724	14,311	14,311
Operations and maintenance	2,133,303	1,971,307	1,437,495	1,329,171
Pupil transportation	1,533,519	1,312,403	1,394,187	924,026
Central	258,829	258,829	212,759	212,759
Operation of non-instructional services:				
Food service operations	898,712	93,305	876,713	(307,008)
Other non-instructional services	124,833	37,108	76,039	(6,601)
Extracurricular activities	741,809	505,269	1,240,961	1,008,679
Interest and fiscal charges	<u>129,682</u>	<u>129,682</u>	<u>539,752</u>	<u>539,752</u>
<b>Total expenses</b>	<u><u>\$ 23,260,656</u></u>	<u><u>\$ 17,901,581</u></u>	<u><u>\$ 21,601,621</u></u>	<u><u>\$ 15,981,076</u></u>

**SANDY VALLEY LOCAL SCHOOL DISTRICT  
STARK COUNTY, OHIO**

MANAGEMENT'S DISCUSSION AND ANALYSIS  
FOR THE FISCAL YEAR ENDED JUNE 30, 2023

The dependence upon tax and other general revenues for governmental activities is apparent as 72.77% of instruction activities are supported through taxes and other general revenues. For all governmental activities, general revenue support is 76.96%. The District's taxpayers and unrestricted grants and entitlements from the State are by far the primary support for District's students.

The graph below presents the District's governmental activities revenue for fiscal years 2023 and 2022.



**The District's Funds**

The District's governmental funds reported a combined fund balance of \$7,235,339 which is less than last year's total of \$8,098,802. The schedule below indicates the fund balance and the total change in fund balance as of June 30, 2023 and 2022.

	Fund Balance (Deficit) <u>June 30, 2023</u>	Fund Balance (Deficit) <u>June 30, 2022</u>	<u>Change</u>
General	\$ 6,209,491	\$ 6,193,257	\$ 16,234
Elementary and Secondary School Emergency Relief	(780,240)	(358,311)	(421,929)
Other governmental	1,806,088	2,263,856	(457,768)
<b>Total</b>	<u>\$ 7,235,339</u>	<u>\$ 8,098,802</u>	<u>\$ (863,463)</u>

**SANDY VALLEY LOCAL SCHOOL DISTRICT  
STARK COUNTY, OHIO**

MANAGEMENT'S DISCUSSION AND ANALYSIS  
FOR THE FISCAL YEAR ENDED JUNE 30, 2023

***General Fund***

The District's general fund's fund balance increased \$16,234.

The table that follows assists in illustrating the financial activities and fund balance of the general fund.

	2023 <u>Amount</u>	2022 <u>Amount</u>	Percentage <u>Change</u>
<b><u>Revenues</u></b>			
Taxes	\$ 5,744,488	\$ 5,435,961	5.68 %
Tuition	150,192	551,413	(72.76) %
Earnings on investments and fair value adjustment	19,288	(314,066)	106.14 %
Intergovernmental	11,698,448	10,857,261	7.75 %
Other revenues	<u>108,679</u>	<u>662,489</u>	(83.60) %
Total	<u>\$ 17,721,095</u>	<u>\$ 17,193,058</u>	3.07 %
<b><u>Expenditures</u></b>			
Instruction	\$ 9,978,338	\$ 10,118,561	(1.39) %
Support services	7,233,774	7,197,708	0.50 %
Extracurricular activities	429,449	1,058,470	(59.43) %
Facilities acquisition and construction	-	69,654	(100.00) %
Debt service	<u>63,300</u>	<u>63,300</u>	-
Total	<u>\$ 17,704,861</u>	<u>\$ 18,507,693</u>	(4.34) %

Overall, revenues of the general fund increased \$528,037 or 3.07%. Tuition receipts decreased due to changes in the state foundation funding model. The District's earnings on investments increased due to increased interest rates during fiscal year 2023 and the fair value adjustment recorded at June 30, 2023.

Overall, general fund expenditures remained stable with a decrease of 4.34% from fiscal year 2022.

***Elementary and Secondary School Emergency Relief Fund***

The Elementary and Secondary School Emergency Relief fund had \$994,957 in revenues and \$1,416,886 in expenditures. During fiscal year 2023, the Elementary and Secondary School Emergency Relief fund's fund balance decreased \$421,929 from a deficit of \$358,311 to a deficit of \$780,240.

***General Fund Budgeting Highlights***

The District's budget is prepared according to Ohio law and is based on accounting for certain transactions on a basis of cash receipts, disbursements and encumbrances. The most significant budgeted fund is the general fund.

For the general fund, original revenues and other financing sources were \$17,952,064 which remained the same in the final budget. Actual revenues and other financing sources for fiscal year 2023 were \$18,268,909, which represents a \$316,845 increase from the final budgeted revenues and other financing sources.

General fund original appropriations of \$21,392,843 remained the same in the final budget. The actual budget basis expenditures and other financing uses for fiscal year 2023 totaled \$19,934,288 which was \$1,458,555 less than the final budget appropriations and other financing uses.

**SANDY VALLEY LOCAL SCHOOL DISTRICT  
STARK COUNTY, OHIO**

MANAGEMENT'S DISCUSSION AND ANALYSIS  
FOR THE FISCAL YEAR ENDED JUNE 30, 2023

**Capital Assets and Debt Administration**

***Capital Assets***

At the end of fiscal year 2023, the District had \$33,102,924 invested in land, land improvements, buildings and improvements, furniture and equipment, vehicles and intangible right to use assets. This entire amount is reported in governmental activities.

The following table shows June 30, 2023 balances compared to June 30, 2022.

**Capital Assets at June 30  
(Net of Depreciation/Amortization)**

	Governmental Activities	
	2023	2022
Land	\$ 1,248,658	\$ 1,248,658
Land improvements	1,360,772	1,466,659
Building and improvements	28,269,953	29,070,528
Furniture and equipment	1,141,647	1,005,908
Intangible right to use assets	164,426	194,021
Vehicles	917,468	1,035,335
Total	\$ 33,102,924	\$ 34,021,109

Total additions to capital assets for 2023 were \$431,455. Depreciation/amortization expense for the fiscal year was \$1,349,640. Overall, capital assets of the District decreased by \$918,185.

See Note 7 to the basic financial statements for additional information on the District's capital assets.

***Debt Administration***

At June 30, 2023, the District had \$7,180,000 in general obligation bonds and \$134,442 in leases outstanding. Of this total, \$652,893 is due within one year and \$6,661,549 is due in greater than one year.

The following table summarizes the bonds and notes outstanding.

**Outstanding Debt, at Year End**

	Governmental Activities	Governmental Activities
	2023	2022
General obligation bonds	\$ 7,180,000	\$ 7,815,000
Lease payable	134,442	189,517
Total	\$ 7,314,442	\$ 8,004,517

See Note 8 to the basic financial statements for additional information on the District's debt administration.

**SANDY VALLEY LOCAL SCHOOL DISTRICT  
STARK COUNTY, OHIO**

**MANAGEMENT'S DISCUSSION AND ANALYSIS  
FOR THE FISCAL YEAR ENDED JUNE 30, 2023**

**Current Financial Related Activities**

Financially, the District is currently projecting positive cash balances through 2026 on the five-year forecast. The District's Management Team will continue to monitor expenditures and balance out staff to student ratio to provide the students of Sandy Valley Local Schools with an excellent academic experience.

In addition, the District Management Team continues to seek grants for various opportunities and has been successful in being awarded numerous grants over the past several years. By doing this, the District is able to have the students at Sandy Valley Local Schools work with current technology and will help us prepare for the next generation of testing.

**Contacting the District's Financial Management**

This financial report is designed to provide our citizens, taxpayers, investors, and creditors with a general overview of the District's finances and to show the District's accountability for the money it receives. If you have questions about this report or need additional financial information contact Mrs. Tricia Schreffler, Treasurer, Sandy Valley Local School District, 5362 State Route 183 NE, Magnolia, Ohio 44643.

**SANDY VALLEY LOCAL SCHOOL DISTRICT  
STARK COUNTY, OHIO**

STATEMENT OF NET POSITION  
JUNE 30, 2023

	<b>Governmental Activities</b>
<b>Assets:</b>	
Equity in pooled cash and cash investments	\$ 9,612,508
Receivables:	
Property taxes	8,514,504
Accounts	17,605
Accrued interest	37,983
Intergovernmental	1,195,675
Prepayments	29,464
Inventory held for resale	2,829
Net OPEB asset	1,635,838
Capital assets:	
Not being depreciated/amortized	1,248,658
Being depreciated/amortized	31,854,266
Capital assets, net	33,102,924
Total assets	54,149,330
<b>Deferred outflows of resources:</b>	
Pension	4,661,295
OPEB	464,678
Total deferred outflows of resources	5,125,973
<b>Liabilities:</b>	
Accounts payable	231,437
Accrued wages and benefits payable	1,998,630
Intergovernmental payable	276,960
Pension obligation payable	282,797
Accrued interest payable	10,564
Long-term liabilities:	
Due within one year	853,374
Due in more than one year:	
Net pension liability	17,339,488
Net OPEB liability	876,115
Other amounts due in more than one year	7,216,081
Total liabilities	29,085,446
<b>Deferred inflows of resources:</b>	
Property taxes levied for the next fiscal year	7,523,740
Deferred gain on refunding	47,834
Pension	1,610,413
OPEB	2,476,428
Total deferred inflows of resources	11,658,415
<b>Net position:</b>	
Net investment in capital assets	25,788,482
Restricted for:	
OPEB	393,232
Capital projects	590,048
Classroom facilities maintenance	164,168
Debt service	558,485
State funded programs	24,217
Federally funded programs	6,375
Food service operations	632,612
Extracurricular activities	142,110
Other purposes	70,528
Unrestricted (deficit)	(9,838,815)
Total net position	\$ 18,531,442

SEE ACCOMPANYING NOTES TO THE BASIC FINANCIAL STATEMENTS

**SANDY VALLEY LOCAL SCHOOL DISTRICT  
STARK COUNTY, OHIO**

STATEMENT OF ACTIVITIES  
FOR THE FISCAL YEAR ENDED JUNE 30, 2023

			Program Revenues			Net (Expense) Revenue and Changes in Net Position
	Expenses	Charges for Services and Sales	Operating Grants and Contributions	Capital Grants and Contributions		Governmental Activities
<b>Governmental activities:</b>						
Instruction:						
Regular	\$ 8,286,287	\$ 113,256	\$ 1,488,935	\$ -		\$ (6,684,096)
Special	2,992,814	44,748	1,537,522	-		(1,410,544)
Vocational	1,182,621	-	189,677	-		(992,944)
Other	181,242	62,896	5,400	-		(112,946)
Support services:						
Pupil	2,054,725	-	121,606	-		(1,933,119)
Instructional staff	309,628	-	66,784	-		(242,844)
Board of education	47,687	-	-	-		(47,687)
Administration	1,787,368	-	98,413	-		(1,688,955)
Fiscal	583,873	-	117,054	-		(466,819)
Business	13,724	-	-	-		(13,724)
Operations and maintenance	2,133,303	3,011	84,002	74,983		(1,971,307)
Pupil transportation	1,533,519	1,056	220,060	-		(1,312,403)
Central	258,829	-	-	-		(258,829)
Operation of non-instructional services:						
Food service operations	898,712	199,168	606,239	-		(93,305)
Other non-instructional services	124,833	-	87,725	-		(37,108)
Extracurricular activities	741,809	215,958	20,582	-		(505,269)
Interest and fiscal charges	129,682	-	-	-		(129,682)
<b>Totals</b>	<b>\$ 23,260,656</b>	<b>\$ 640,093</b>	<b>\$ 4,643,999</b>	<b>\$ 74,983</b>		<b>(17,901,581)</b>
<b>General revenues:</b>						
Property taxes levied for:						
						5,904,649
						815,404
						229,433
						81,549
						10,460,322
						27,634
						54,590
						17,573,581
						(328,000)
						18,859,442
						\$ 18,531,442

SEE ACCOMPANYING NOTES TO THE BASIC FINANCIAL STATEMENTS

**SANDY VALLEY LOCAL SCHOOL DISTRICT  
STARK COUNTY, OHIO**

BALANCE SHEET  
GOVERNMENTAL FUNDS  
JUNE 30, 2023

	General	Elementary and Secondary School Emergency Relief	Nonmajor Governmental Funds	Total Governmental Funds
<b>Assets:</b>				
Equity in pooled cash and investments	\$ 7,387,636	\$ -	\$ 2,224,872	\$ 9,612,508
Receivables:				
Property taxes	7,156,318	-	1,358,186	8,514,504
Accounts	17,605	-	-	17,605
Accrued interest	37,983	-	-	37,983
Intergovernmental	93,659	780,240	321,776	1,195,675
Prepayments	29,089	-	375	29,464
Inventory held for resale	-	-	2,829	2,829
Due from other funds	796,078	-	-	796,078
Total assets	<u>\$ 15,518,368</u>	<u>\$ 780,240</u>	<u>\$ 3,908,038</u>	<u>\$ 20,206,646</u>
<b>Liabilities:</b>				
Accounts payable	\$ 80,795	\$ 29,725	\$ 120,917	\$ 231,437
Accrued wages and benefits payable	1,761,175	138,909	98,546	1,998,630
Compensated absences payable	61,333	-	-	61,333
Early retirement incentive payable	10,000	-	-	10,000
Intergovernmental payable	225,219	38,801	12,940	276,960
Pension obligation payable	246,268	21,702	14,827	282,797
Due to other funds	-	551,103	244,975	796,078
Total liabilities	<u>2,384,790</u>	<u>780,240</u>	<u>492,205</u>	<u>3,657,235</u>
<b>Deferred inflows of resources:</b>				
Property taxes levied for the next fiscal year	6,328,498	-	1,195,242	7,523,740
Delinquent property tax revenue not available	470,207	-	92,727	562,934
Intergovernmental revenue not available	92,908	780,240	321,776	1,194,924
Accrued interest not available	14,869	-	-	14,869
Miscellaneous revenue not available	17,605	-	-	17,605
Total deferred inflows of resources	<u>6,924,087</u>	<u>780,240</u>	<u>1,609,745</u>	<u>9,314,072</u>
<b>Fund balances:</b>				
Nonspendable:				
Prepays	29,089	-	375	29,464
Restricted:				
Debt service	-	-	500,161	500,161
Capital improvements	-	-	572,599	572,599
Classroom facilities maintenance	-	-	157,685	157,685
Food service operations	-	-	652,657	652,657
Non-public schools	-	-	1,157	1,157
State funded programs	-	-	24,217	24,217
Federally funded programs	-	-	6,375	6,375
Extracurricular activities	-	-	142,110	142,110
Other purposes	-	-	70,528	70,528
Assigned:				
Student instruction	699,454	-	-	699,454
Student and staff support	1,102,793	-	-	1,102,793
Extracurricular activities	1,149	-	-	1,149
Subsequent year's appropriations	2,602,352	-	-	2,602,352
Other purposes	10,583	-	-	10,583
Unassigned (deficit)	1,764,071	(780,240)	(321,776)	662,055
Total fund balances (deficit)	<u>6,209,491</u>	<u>(780,240)</u>	<u>1,806,088</u>	<u>7,235,339</u>
Total liabilities, deferred inflows and fund balances	<u>\$ 15,518,368</u>	<u>\$ 780,240</u>	<u>\$ 3,908,038</u>	<u>\$ 20,206,646</u>

SEE ACCOMPANYING NOTES TO THE BASIC FINANCIAL STATEMENTS



**SANDY VALLEY LOCAL SCHOOL DISTRICT  
STARK COUNTY, OHIO**

RECONCILIATION OF TOTAL GOVERNMENTAL FUND BALANCES TO  
NET POSITION OF GOVERNMENTAL ACTIVITIES  
JUNE 30, 2023

<b>Total governmental fund balances</b>		\$ 7,235,339
<i>Amounts reported for governmental activities on the statement of net position are different because:</i>		
Capital assets used in governmental activities are not financial resources and therefore are not reported in the funds.		33,102,924
Other long-term assets are not available to pay for current-period expenditures and therefore are deferred inflows in the funds.		
Property taxes receivable	\$ 562,934	
Accounts receivable	17,605	
Accrued interest receivable	14,869	
Intergovernmental receivable	1,194,924	
Total		1,790,332
Unamortized amounts on refundings are not recognized in the funds.		(47,834)
Accrued interest payable is not due and payable in the current period and therefore is not reported in the funds.		(10,564)
The net pension/OPEB assets & liabilities are not due and payable in the current period; therefore, the assets, liabilities and related deferred inflows/outflows are not reported in governmental funds.		
Deferred outflows - pension	4,661,295	
Deferred inflows - pension	(1,610,413)	
Net pension liability	(17,339,488)	
Deferred outflows - OPEB	464,678	
Deferred inflows - OPEB	(2,476,428)	
Net OPEB asset	1,635,838	
Net OPEB liability	(876,115)	
Total		(15,540,633)
Long-term liabilities, including bonds payable, are not due and payable in the current period and therefore are not reported in the funds.		
General obligation bonds	(7,180,000)	
Lease obligations	(134,442)	
Compensated absences	(683,680)	
Total		(7,998,122)
<b>Net position of governmental activities</b>		<b>\$ 18,531,442</b>

SEE ACCOMPANYING NOTES TO THE BASIC FINANCIAL STATEMENTS

**SANDY VALLEY LOCAL SCHOOL DISTRICT  
STARK COUNTY, OHIO**

STATEMENT OF REVENUES, EXPENDITURES AND CHANGES IN FUND BALANCES  
GOVERNMENTAL FUNDS  
FOR THE FISCAL YEAR ENDED JUNE 30, 2023

	General	Elementary and Secondary School Emergency Relief	Nonmajor Governmental Funds	Total Governmental Funds
<b>Revenues:</b>				
Property taxes	\$ 5,744,488	\$ -	\$ 1,091,905	\$ 6,836,393
Intergovernmental	11,698,448	994,957	1,689,909	14,383,314
Investment earnings and fair value adjustment	19,288	-	100	19,388
Tuition and fees	150,192	-	-	150,192
Extracurricular	62,896	-	224,826	287,722
Rental income	113	-	-	113
Charges for services	-	-	202,066	202,066
Contributions and donations	9,207	-	34,249	43,456
Miscellaneous	36,463	-	3,810	40,273
Total revenues	<u>17,721,095</u>	<u>994,957</u>	<u>3,246,865</u>	<u>21,962,917</u>
<b>Expenditures:</b>				
Current:				
Instruction:				
Regular	6,276,156	1,124,426	260,628	7,661,210
Special	2,384,050	-	557,043	2,941,093
Vocational	1,137,625	-	11,849	1,149,474
Other	180,507	-	5,400	185,907
Support services:				
Pupil	1,886,751	-	139,732	2,026,483
Instructional staff	270,299	10,000	125,341	405,640
Board of education	47,530	-	-	47,530
Administration	1,631,493	8,260	103,034	1,742,787
Fiscal	382,622	166,693	20,527	569,842
Business	13,724	-	-	13,724
Operations and maintenance	1,517,387	68,791	384,941	1,971,119
Pupil transportation	1,248,836	38,716	114,375	1,401,927
Central	235,132	-	-	235,132
Operation of non-instructional services:				
Food service operations	-	-	870,617	870,617
Other non-instructional services	-	-	104,393	104,393
Extracurricular activities	429,449	-	241,048	670,497
Facilities acquisition and construction	-	-	4,530	4,530
Debt service:				
Principal retirement	55,075	-	61,426	116,501
Interest and fiscal charges	8,225	-	126,175	134,400
Accretion on capital appreciation bonds	-	-	573,574	573,574
Total expenditures	<u>17,704,861</u>	<u>1,416,886</u>	<u>3,704,633</u>	<u>22,826,380</u>
Net change in fund balances	16,234	(421,929)	(457,768)	(863,463)
<b>Fund balances (deficit) at beginning of year</b>	<u>6,193,257</u>	<u>(358,311)</u>	<u>2,263,856</u>	<u>8,098,802</u>
<b>Fund balances (deficit) at end of year</b>	<u>\$ 6,209,491</u>	<u>\$ (780,240)</u>	<u>\$ 1,806,088</u>	<u>\$ 7,235,339</u>

SEE ACCOMPANYING NOTES TO THE BASIC FINANCIAL STATEMENTS

**SANDY VALLEY LOCAL SCHOOL DISTRICT  
STARK COUNTY, OHIO**

RECONCILIATION OF THE STATEMENT OF REVENUES, EXPENDITURES  
AND CHANGES IN FUND BALANCES OF GOVERNMENTAL FUNDS  
TO THE STATEMENT OF ACTIVITIES  
FOR THE FISCAL YEAR ENDED JUNE 30, 2023

<b>Net change in fund balances - total governmental funds</b>	\$	(863,463)
<i>Amounts reported for governmental activities in the statement of activities are different because:</i>		
Governmental funds report capital outlays as expenditures. However, in the statement of activities, the cost of those assets is allocated over their estimated useful lives as depreciation/amortization expense.		
Capital asset additions	\$ 431,455	
Current year depreciation/amortization	<u>(1,349,640)</u>	
Total		(918,185)
Revenues in the statement of activities that do not provide current financial resources are not reported as revenues in the funds.		
Property taxes	194,642	
Earnings on investments	8,346	
Intergovernmental	757,831	
Miscellaneous	<u>8,920</u>	
Total		969,739
Repayment of debt principal is an expenditure in the governmental funds, but the repayment reduces long-term liabilities on the statement of net position.		
		116,501
In the statement of activities, interest is accrued on outstanding bonds, whereas in governmental funds, an interest expenditure is reported when due. The following items resulted in additional interest being reported in the statement of activities:		
Decrease in accrued interest payable	126	
Accreted interest on capital appreciation bonds	573,574	
Amortization of deferred charges	<u>4,592</u>	
Total		578,292
Contractually required contributions are reported as expenditures in governmental funds; however, the statement of net position reports these amounts as deferred outflows.		
Pension	1,501,607	
OPEB	<u>43,810</u>	
Total		1,545,417
Except for amounts reported as deferred inflows/outflows, changes in the net pension/OPEB liability/asset are reported as pension/OPEB expense in the statement of activities.		
Pension	(2,116,026)	
OPEB	<u>322,543</u>	
Total		(1,793,483)
Some expenses reported in the statement of activities, such as compensated absences, do not require the use of current financial resources and therefore are not reported as expenditures in governmental funds.		
		<u>37,182</u>
<b>Change in net position of governmental activities</b>	<b>\$</b>	<b><u>(328,000)</u></b>

SEE ACCOMPANYING NOTES TO THE BASIC FINANCIAL STATEMENTS

**SANDY VALLEY LOCAL SCHOOL DISTRICT  
STARK COUNTY, OHIO**

STATEMENT OF REVENUES, EXPENDITURES AND CHANGES IN  
FUND BALANCE - BUDGET AND ACTUAL (NON-GAAP BUDGETARY BASIS)  
GENERAL FUND  
FOR THE FISCAL YEAR ENDED JUNE 30, 2023

	<u>Budgeted Amounts</u>			<b>Variance with Final Budget Positive (Negative)</b>
	<u>Original</u>	<u>Final</u>	<u>Actual</u>	
<b>Revenues:</b>				
Property taxes	\$ 5,609,792	\$ 5,609,792	\$ 5,708,801	\$ 99,009
Intergovernmental	11,497,805	11,497,805	11,700,736	202,931
Investment earnings	117,849	117,849	119,929	2,080
Tuition and fees	147,587	147,587	150,192	2,605
Rental income	111	111	113	2
Contributions and donations	7	7	7	-
Miscellaneous	10,561	10,561	10,747	186
<b>Total revenues</b>	<u>17,383,712</u>	<u>17,383,712</u>	<u>17,690,525</u>	<u>306,813</u>
<b>Expenditures:</b>				
Current:				
Instruction:				
Regular	6,886,762	6,886,762	6,604,019	282,743
Special	3,832,717	3,832,717	3,089,203	743,514
Vocational	860,837	860,837	1,135,895	(275,058)
Other	342,914	342,914	130,991	211,923
Support services:				
Pupil	1,954,100	1,954,100	2,173,727	(219,627)
Instructional staff	344,077	344,077	375,994	(31,917)
Board of education	37,468	37,468	47,530	(10,062)
Administration	1,743,078	1,743,078	1,703,784	39,294
Fiscal	466,090	466,090	408,522	57,568
Business	31,085	31,085	26,862	4,223
Operations and maintenance	1,663,654	1,663,654	2,040,697	(377,043)
Pupil transportation	1,617,459	1,617,459	1,502,768	114,691
Central	384,071	384,071	242,210	141,861
Extracurricular activities	1,157,941	1,157,941	416,663	741,278
Facilities acquisition and construction	70,590	70,590	13,667	56,923
<b>Total expenditures</b>	<u>21,392,843</u>	<u>21,392,843</u>	<u>19,912,532</u>	<u>1,480,311</u>
Excess of expenditures over revenues	<u>(4,009,131)</u>	<u>(4,009,131)</u>	<u>(2,222,007)</u>	<u>1,787,124</u>
<b>Other financing sources (uses):</b>				
Refund of prior year's expenditures	196,191	196,191	199,654	3,463
Advances in	354,055	354,055	360,304	6,249
Advances (out)	-	-	(21,756)	(21,756)
Sale of capital assets	18,106	18,106	18,426	320
<b>Total other financing sources (uses)</b>	<u>568,352</u>	<u>568,352</u>	<u>556,628</u>	<u>(11,724)</u>
Net change in fund balance	(3,440,779)	(3,440,779)	(1,665,379)	1,775,400
<b>Fund balance at beginning of year</b>	6,755,094	6,755,094	6,755,094	-
<b>Prior year encumbrances appropriated</b>	1,392,843	1,392,843	1,392,843	-
<b>Fund balance at end of year</b>	<u>\$ 4,707,158</u>	<u>\$ 4,707,158</u>	<u>\$ 6,482,558</u>	<u>\$ 1,775,400</u>

SEE ACCOMPANYING NOTES TO THE BASIC FINANCIAL STATEMENTS

**SANDY VALLEY LOCAL SCHOOL DISTRICT  
STARK COUNTY, OHIO**

STATEMENT OF REVENUES, EXPENDITURES AND CHANGES IN  
FUND BALANCE - BUDGET AND ACTUAL (NON-GAAP BUDGETARY BASIS)  
ELEMENTARY AND SECONDARY SCHOOL EMERGENCY RELIEF FUND  
FOR THE FISCAL YEAR ENDED JUNE 30, 2023

	<u>Budgeted Amounts</u>		<u>Actual</u>	<u>Variance with Final Budget Positive (Negative)</u>
	<u>Original</u>	<u>Final</u>		
<b>Revenues:</b>				
Intergovernmental	\$ 500,000	\$ 1,618,334	\$ 1,011,193	\$ (607,141)
Total revenue	<u>500,000</u>	<u>1,618,334</u>	<u>1,011,193</u>	<u>(607,141)</u>
<b>Expenditures:</b>				
Current:				
Instruction:				
Regular	374,664	984,239	984,239	-
Support services:				
Instructional staff	3,807	10,000	10,000	-
Administration	3,090	8,117	8,117	-
Fiscal	59,451	156,176	156,176	-
Operations and maintenance	26,186	68,791	68,791	-
Pupil transportation	14,738	38,716	38,716	-
Facilities acquisition and construction	4,420	11,610	11,610	-
Total expenditures	<u>486,356</u>	<u>1,277,649</u>	<u>1,277,649</u>	<u>-</u>
Excess (deficiency) of revenues over (under) expenditures	<u>13,644</u>	<u>340,685</u>	<u>(266,456)</u>	<u>(607,141)</u>
<b>Other financing sources (uses):</b>				
Advances (out)	(125,619)	(330,000)	(330,000)	-
Total other financing sources (uses)	<u>(125,619)</u>	<u>(330,000)</u>	<u>(330,000)</u>	<u>-</u>
Net change in fund balance	(111,975)	10,685	(596,456)	(607,141)
<b>Fund balance at beginning of year</b>	(22,660)	(22,660)	(22,660)	-
<b>Prior year encumbrances appropriated</b>	11,975	11,975	11,975	-
<b>Fund balance (deficit) at end of year</b>	<u>\$ (122,660)</u>	<u>\$ -</u>	<u>\$ (607,141)</u>	<u>\$ (607,141)</u>

SEE ACCOMPANYING NOTES TO THE BASIC FINANCIAL STATEMENTS

THIS PAGE IS INTENTIONALLY LEFT BLANK

**SANDY VALLEY LOCAL SCHOOL DISTRICT  
STARK COUNTY, OHIO**

NOTES TO THE BASIC FINANCIAL STATEMENTS  
FOR THE FISCAL YEAR ENDED JUNE 30, 2023

**NOTE 1 - DESCRIPTION OF THE SCHOOL DISTRICT**

The Sandy Valley Local School District (the “District”) is located in Stark County. The District is a local district as defined by Section 3311.03 of the Ohio Revised Code. The District is governed by a five-member Board of Education (the “Board”) elected by its citizens, which is responsible for the provision of public education to residents of the District.

The District encompasses all or portions of several villages and townships which are almost entirely located in Stark County, Ohio. The District’s facilities are staffed by 68 classified employees, 110 certified employees and 11 administrators who provide services to 1,240 students and other community members. The District operates a middle/high school building, an elementary school, a bus garage, and a warehouse.

**NOTE 2 - SUMMARY OF SIGNIFICANT ACCOUNTING POLICIES**

The basic financial statements of the District have been prepared in conformity with accounting principles generally accepted in the United States of America (GAAP) as applied to governmental units. The Governmental Accounting Standards Board (GASB) is the accepted standard-setting body for establishing governmental accounting and financial reporting principles. The District’s significant accounting policies are described below.

**A. Reporting Entity**

The reporting entity has been defined in accordance with GASB Statement No. 14, “The Financial Reporting Entity” as amended by GASB Statement No. 39, “Determining Whether Certain Organizations Are Component Units” and GASB Statement No. 61, “The Financial Reporting Entity: Omnibus an Amendment of GASB Statements No. 14 and No. 34”. The reporting entity is composed of the primary government and component units. The primary government consists of all funds, departments, boards and agencies that are not legally separate from the District. For the District, this includes general operations, food service, and student related activities of the District.

Component units are legally separate organizations for which the District is financially accountable. The District is financially accountable for an organization if the District appoints a voting majority of the organization’s Governing Board and (1) the District is able to significantly influence the programs or services performed or provided by the organization; or (2) the District is legally entitled to or can otherwise access the organization’s resources; or (3) the District is legally obligated or has otherwise assumed the responsibility to finance the deficits of, or provide financial support to, the organization; or (4) the District is obligated for the debt of the organization. Component units may also include organizations that are fiscally dependent on the District in that the District approves the budget, the issuance of debt or the levying of taxes. Certain organizations are also included as component units if the nature and significance of the relationship between the primary government and the organization is such that exclusion by the primary government would render the primary government’s financial statements incomplete or misleading. Based upon the application of these criteria, the District has no component units. The basic financial statements of the reporting entity include only those of the District (the primary government).

The following organizations are described due to their relationship to the District:

*JOINTLY GOVERNED ORGANIZATIONS*

Stark/Portage Area Computer Consortium

The Stark/Portage Area Computer Consortium (SPARCC) is a jointly governed organization created as a regional council of governments pursuant to State statutes made up of public school districts and educational service centers from Stark, Portage, and Carroll Counties. The primary function of SPARCC is to provide data processing services to its member districts with the major emphasis being placed on accounting, inventory control and payroll services. Other areas of service provided by SPARCC include student scheduling, registration, grade reporting, and test scoring. Each member district pays an annual fee for the services provided by SPARCC.

**SANDY VALLEY LOCAL SCHOOL DISTRICT  
STARK COUNTY, OHIO**

NOTES TO THE BASIC FINANCIAL STATEMENTS  
FOR THE FISCAL YEAR ENDED JUNE 30, 2023

**NOTE 2 - SUMMARY OF SIGNIFICANT ACCOUNTING POLICIES - (Continued)**

SPARCC is governed by a board of directors comprised of each Superintendent with the Consortium. The Stark County Educational Service Center serves as the fiscal agent of SPARCC and receives funding from the State Department of Education. Each district has one vote in all matters and each member district's control over budgeting and financing of SPARCC is limited to its voting authority and any representation it may have on the board of directors. The continued existence of SPARCC is not dependent on the District's continued participation and no equity interest exists. Financial information can be obtained by writing the Stark/Portage Area Computer Consortium, 6057 Strip Avenue NW, North Canton, Ohio 44720.

Stark County Tax Incentive Review Council

Stark County Tax Incentive Review Council (SCTIRC) is a jointly governed organization, created as an advisory council pursuant to State statutes. SCTIRC has 24 members, consisting of three members appointed by the County Commissioners, four members appointed by municipal corporations, ten members appointed by township trustees, one member from the county auditor's office and six members appointed by boards of education located within the enterprise zones of Stark County. The SCTIRC reviews and evaluates the performance of each Enterprise Zone Agreement. This body is advisory in nature and cannot directly impact an existing Enterprise Zone Agreement; however, the council can make written recommendations to the legislative authority that approved the agreement. There is no cost associated with being a member of this Council. The continued existence of the SCTIRC is not dependent upon the District's continued participation and no measurable equity interest exists.

*PUBLIC ENTITY RISK POOLS*

**Shared Risk Pool**

Stark County Schools Council of Governments Health Benefit Plan

The Stark County Schools Council of Governments Health Benefit Plan (Council) is a shared risk pool created pursuant to State statute for the purpose of administering health care benefits. The Council is governed by an assembly which consists of one representative from each participating school district (usually the superintendent or designee). The assembly elects officers for one year terms to serve on the Board of Directors. The assembly exercises control over the operation of the council. All council revenues are generated from charges for services received from the participating school districts, based on the established premiums for the insurance plans. Each school district reserves the right to terminate the plan in whole or in part, at any time. If it is terminated, no further contributions will be made, but the benefits under the insurance contract shall be paid in accordance with the terms of the contract.

**Insurance Purchasing Pool**

Stark County Schools Council of Governments Workers' Compensation Group Rating Plan

The Stark County Schools Council of Governments Workers' Compensation Group Rating Plan has created a group insurance pool for the purpose of creating a group rating plan for workers' compensation. The governing body is comprised of the superintendents and the members who have been appointed by the respective Governing Body of each member.

The intent of the pool is to achieve a reduced rate for the District and the other group members. The injury claim history of all participating members is used to calculate a common rate for the group. An annual fee is paid to Comp Management, Inc. to administer the group and to manage any injury claims. Premium savings created by the group are prorated to each member entity annually based on its payroll percent of the group.



**SANDY VALLEY LOCAL SCHOOL DISTRICT  
STARK COUNTY, OHIO**

NOTES TO THE BASIC FINANCIAL STATEMENTS  
FOR THE FISCAL YEAR ENDED JUNE 30, 2023

**NOTE 2 - SUMMARY OF SIGNIFICANT ACCOUNTING POLICIES - (Continued)**

**B. Fund Accounting**

The District uses funds to maintain its financial records during the year. A fund is defined as a fiscal and accounting entity with a self balancing set of accounts. There are three categories of funds: governmental, proprietary and fiduciary.

*GOVERNMENTAL FUNDS*

Governmental funds are those through which most governmental functions typically are financed. Governmental fund reporting focuses on the sources, uses and balances of current financial resources. Expendable assets are assigned to the various governmental funds according to the purposes for which they may or must be used. Current liabilities are assigned to the fund from which they will be paid. The difference between governmental fund assets and deferred outflows and liabilities and deferred inflows is reported as fund balance. The following are the District's major governmental funds:

General fund - The general fund is used to account for and report all financial resources not accounted for and reported in another fund. The general fund balance is available for any purpose provided it is expended or transferred according to the general laws of Ohio.

Elementary and Secondary School Emergency Relief fund - The Elementary and Secondary School Emergency Relief fund is used to account for emergency relief grants to school districts related to the COVID-19 pandemic.

Other governmental funds of the District are used to account for (a) financial resources that are restricted, committed, or assigned to expenditures for capital outlays including the acquisition or construction of capital facilities and other capital assets, (b) specific revenue sources that are restricted or committed to an expenditure for specified purposes other than debt service or capital projects and (c) financial resources that are restricted, committed, or assigned to expenditure for principal and interest.

*PROPRIETARY FUNDS*

Proprietary funds are used to account for the District's ongoing activities which are similar to those often found in the private sector. The District has no proprietary funds.

*FIDUCIARY FUNDS*

Fiduciary fund reporting focuses on net position and changes in net position. The fiduciary fund category is split into four classifications: private-purpose trust funds, custodial funds, pension trust funds and investment trust funds. Trust funds are used to account for assets held by the District under a trust agreement for individuals, private organizations, or other governments and are therefore not available to support the District's own programs. The District has no trust funds or custodial funds.

**C. Basis of Presentation and Measurement Focus**

Government-Wide Financial Statements - The statement of net position and the statement of activities display information about the District as a whole. These statements include the financial activities of the primary government.

**SANDY VALLEY LOCAL SCHOOL DISTRICT  
STARK COUNTY, OHIO**

NOTES TO THE BASIC FINANCIAL STATEMENTS  
FOR THE FISCAL YEAR ENDED JUNE 30, 2023

**NOTE 2 - SUMMARY OF SIGNIFICANT ACCOUNTING POLICIES - (Continued)**

The government-wide statement of activities presents a comparison between direct expenses and program revenues for each function or program of the governmental activities of the District. Direct expenses are those that are specifically associated with a service, program or department and therefore clearly identifiable to a particular function. Program revenues include amounts paid by the recipient of goods or services offered by the program and grants and contributions that are restricted to meeting the operational or capital requirements of a particular program. Revenues not classified as program revenues are presented as general revenues of the District.

The government-wide financial statements are prepared using the economic resources measurement focus. All assets and deferred outflows and all liabilities and deferred inflows associated with the operation of the District are included on the statement of net position.

Fund Financial Statements - Fund financial statements report detailed information about the District. The focus of governmental fund financial statements is on major funds rather than reporting funds by type. Each major fund is presented in a separate column, and all nonmajor funds are aggregated into one column.

All governmental funds are accounted for using a flow of current financial resources measurement focus. With this measurement focus, only current assets and current deferred outflows and current liabilities and current deferred inflows generally are included on the balance sheet. The statement of revenues, expenditures and changes in fund balances reports on the sources (i.e., revenues and other financing sources) and uses (i.e., expenditures and other financing uses) of current financial resources. This approach differs from the manner in which the governmental activities of the government-wide financial statements are prepared. Governmental fund financial statements therefore include a reconciliation with brief explanations to better identify the relationship between the government-wide statements and the statements for governmental funds.

**D. Basis of Accounting**

Basis of accounting determines when transactions are recorded in the financial records and reported on the financial statements. Government-wide financial statements are prepared using the accrual basis of accounting. Governmental funds use the modified accrual basis of accounting.

Revenues - Exchange and Non-exchange Transactions - Revenue resulting from exchange transactions, in which each party gives and receives essentially equal value, is recorded on the accrual basis when the exchange takes place. On a modified accrual basis, revenue is recorded in the fiscal year in which the resources are measurable and become available. Available means that the resources will be collected within the current fiscal year or are expected to be collected soon enough thereafter to be used to pay liabilities of the current fiscal year. For the District, available means expected to be received within sixty days of fiscal year end.

Nonexchange transactions, in which the District receives value without directly giving equal value in return, include property taxes, grants, entitlements and donations. On an accrual basis, revenue from property taxes is recognized in the fiscal year for which the taxes are levied (See Note 5).

Revenue from grants, entitlements and donations is recognized in the fiscal year in which all eligibility requirements have been satisfied. Eligibility requirements include timing requirements, which specify the year when the resources are required to be used or the fiscal year when use is first permitted, matching requirements, in which the District must provide local resources to be used for a specified purpose, and expenditure requirements, in which the resources are provided to the District on a reimbursement basis. On a modified accrual basis, revenue from nonexchange transactions must also be available before it can be recognized.

Under the modified accrual basis, the following revenue sources are considered to be both measurable and available at fiscal year-end: property taxes available as an advance, interest, tuition, transportation fees, grants, student fees and rentals.

**SANDY VALLEY LOCAL SCHOOL DISTRICT  
STARK COUNTY, OHIO**

NOTES TO THE BASIC FINANCIAL STATEMENTS  
FOR THE FISCAL YEAR ENDED JUNE 30, 2023

**NOTE 2 - SUMMARY OF SIGNIFICANT ACCOUNTING POLICIES - (Continued)**

Deferred Outflows of Resources and Deferred Inflows of Resources - In addition to assets, the government-wide statement of net position will report a separate section for deferred outflows of resources. Deferred outflows of resources represent a consumption of net assets that applies to a future period and will not be recognized as an outflow of resources (expense/expenditure) until then. See Notes 11 and 12 for deferred outflows of resources related to net pension liability and net OPEB liability/asset, respectively.

In addition to liabilities, both the government-wide statement of net position and the governmental fund financial statements report a separate section for deferred inflows of resources. Deferred inflows of resources represent an acquisition of net assets that applies to a future period and will not be recognized as an inflow of resources (revenue) until that time. Deferred inflows of resources include property taxes and unavailable revenue. Property taxes represent amounts for which there is an enforceable legal claim as of June 30, 2023, but which were levied to finance fiscal year 2024 operations. These amounts have been recorded as a deferred inflow of resources on both the government-wide statement of net position and the governmental fund financial statements. Unavailable revenue is reported only on the governmental funds balance sheet, and represents receivables which will not be collected within the available period. Unavailable revenue includes, but is not limited to, delinquent property taxes and intergovernmental grants. These amounts are deferred and recognized as an inflow of resources in the period the amounts become available.

See Notes 11 and 12 for deferred inflows of resources related to net pension liability/asset and net OPEB liability/asset, respectively. These deferred inflows of resources are only reported on the government-wide statement of net position. In addition, deferred outflows of resources include a deferred gain on debt refunding. A deferred gain on refunding results from the difference in the carrying value of refunded debt and its reacquisition price. This amount is deferred and amortized over the shorter of the life of the refunded debt or refunding debt.

Expenses/Expenditures - On the accrual basis of accounting, expenses are recognized at the time they are incurred. The entitlement value of donated commodities received during the year is reported in the statement of revenues, expenditures and changes in fund balances as an expenditure with a like amount reported as intergovernmental revenue. Unused donated commodities are reported as intergovernmental revenue.

The measurement focus of governmental fund accounting is on decreases in net financial resources (expenditures) rather than expenses. Expenditures are generally recognized in the accounting period in which the related fund liability is incurred, if measurable. Allocations of cost, such as depreciation and amortization, are not recognized in governmental funds.

**E. Budgets**

The budgetary process is prescribed by provisions of the Ohio Revised Code and entails the preparation of budgetary documents within an established timetable. The major documents prepared are the tax budget, the certificate of estimated resources, and the appropriation resolution, all of which are prepared on the budgetary basis of accounting. The certificate of estimated resources and the appropriations resolution are subject to amendment throughout the year with the legal restriction that appropriations cannot exceed estimated resources, as certified. All funds are legally required to be budgeted and appropriated. The legal level of budgetary control has been established by the Board of Education at the fund level. Any budgetary modifications at this level may only be made by resolution of the Board of Education. Although the legal level of budgetary control was established at the fund level of expenditures, the District has elected to present budgetary comparisons at the fund and function level of expenditures.

**SANDY VALLEY LOCAL SCHOOL DISTRICT  
STARK COUNTY, OHIO**

NOTES TO THE BASIC FINANCIAL STATEMENTS  
FOR THE FISCAL YEAR ENDED JUNE 30, 2023

**NOTE 2 - SUMMARY OF SIGNIFICANT ACCOUNTING POLICIES - (Continued)**

Tax Budget:

On October 25, 2005, the Stark County Budget Commission voted to waive the requirement that school districts adopt a tax budget as required by Section 5705.28 of the Ohio Revised Code, by January 15<sup>th</sup> and the filing by January 20<sup>th</sup>. The Budget Commission now requires an alternate tax budget be submitted by January 20<sup>th</sup>, which no longer requires specific Board approval.

Estimated Resources:

By April 1, the Board of Education accepts, by formal resolution, the tax rates as determined by the Budget Commission and receives the Commission's certificate of estimated resources, which states the projected revenue of each fund. Prior to July 1, the District must revise its budget so that total contemplated expenditures from any fund during the ensuing year will not exceed the amount stated in the certificate of estimated resources. The revised budget then serves as the basis for the appropriation measure. On or about July 1, the certificate is amended to include any unencumbered cash balances from the preceding year. The certificate may be further amended during the year if projected increases or decreases in revenue are identified by the District Treasurer. The amounts reported as the original budgeted amounts in the budgetary statements reflect the amounts in the certificate of estimated resources when the original appropriations were adopted. The amounts reported as the final budgeted amounts in the budgetary statements reflect the amounts in the final amended certificate of estimated resources in effect when the final appropriations were passed by the Board of Education.

Appropriations:

Upon receipt from the County Auditor of an amended certificate of estimated resources based on final assessed values and tax rates or a certificate saying no new certificate is necessary, the annual appropriation resolution is enacted by the Board of Education. Prior to the passage of the annual appropriation measure, the Board may pass a temporary appropriation measure to meet the ordinary expenses of the District. The appropriation resolution, at the fund level must be within the estimated resources as certified by the County Budget Commission and the total of expenditures may not exceed the appropriation totals at the legal level of control. Any revisions that alter the legal level of budgetary control must be approved by the Board of Education.

The Board may pass supplemental fund appropriations so long as the total appropriations by fund do not exceed the amounts set forth in the most recent certificate of estimated resources. During the year, all supplemental appropriations were legally enacted.

The appropriation resolution is subject to amendment by the Board throughout the year with the restriction that appropriations may not exceed estimated revenues. The amounts reported as the original budgeted amounts reflect the first appropriation for that fund that covered the entire fiscal year, including amounts automatically carried over from prior years. The amounts reported as the final budgeted amounts represent the final appropriation amounts passed by the Board of Education during the fiscal year.

Lapsing of Appropriations:

At the close of each fiscal year, the unencumbered balance of each appropriation reverts to the respective fund from which it was appropriated and becomes subject to future appropriation. Encumbered appropriations are carried forward to the succeeding fiscal year and are not re-appropriated.

**SANDY VALLEY LOCAL SCHOOL DISTRICT  
STARK COUNTY, OHIO**

NOTES TO THE BASIC FINANCIAL STATEMENTS  
FOR THE FISCAL YEAR ENDED JUNE 30, 2023

**NOTE 2 - SUMMARY OF SIGNIFICANT ACCOUNTING POLICIES - (Continued)**

**F. Cash and Investments**

Cash received by the District is pooled. Monies for all funds are maintained in this pool or temporarily used to purchase short-term cash equivalent investments (maturity date within three months of the date acquired by the District) which are stated at cost. State statutes authorize the District to invest in, including, but not limited to, obligations of the U.S. Treasury, commercial paper and repurchase agreements. Under existing Ohio statutes, all investment earnings are credited to the General Fund except those specified according to Board Resolution. Interest earnings are allocated to these funds based on average monthly cash balances. Interest revenue credited to the general fund during fiscal year 2023 amounted to \$19,288 which includes \$3,190 assigned from other District funds.

During fiscal year 2023, investments were limited to negotiable certificates of deposit (CDs), Federal Farm Credit Bank (FFCB) securities, Federal National Mortgage Association (FNMA), Federal Home Loan Bank (FHLB) securities, Federal Home Loan Mortgage Corp (FHLMC) securities, commercial paper, U.S. Treasury Notes, and a U.S. Government money market fund. Except for nonparticipating investment contracts, investments are reported at fair value which is based on quoted market prices. Nonparticipating investment contracts such as repurchase agreements and nonnegotiable certificates of deposit are reported at cost.

For purposes of presentation in the basic financial statements, investments of the cash management pool and investments with original maturities of three months or less at the time of purchase by the District are considered to be cash equivalents. Investments with an initial maturity of more than three months are reported as investments.

An analysis of the District's investment account at year end is provided in Note 4.

**G. Inventory**

On government-wide and fund financial statements, purchased inventories are presented at the lower of cost or market and donated commodities at their entitlement value. Inventories are recorded on a first-in, first-out basis and are expensed/expended when used. Inventories are accounted for using the consumption method.

Inventory consists of expendable supplies held for consumption, donated food and purchased food.

**H. Capital Assets**

General capital assets are those assets specifically related to governmental activities. These assets result from expenditures in the governmental funds. These assets are reported in the governmental activities column of the government-wide statement of net position but are not reported in the fund financial statements.

All capital assets are capitalized at cost (or estimated historical cost) and updated for additions and retirements during the year. Donated capital assets are recorded at their acquisition value. The District maintains its capitalization threshold at \$5,000. The District does not possess any infrastructure. Improvements are capitalized; the costs of normal maintenance and repairs that do not add to the value of the asset or materially extend an asset's life are not.

**SANDY VALLEY LOCAL SCHOOL DISTRICT  
STARK COUNTY, OHIO**

NOTES TO THE BASIC FINANCIAL STATEMENTS  
FOR THE FISCAL YEAR ENDED JUNE 30, 2023

**NOTE 2 - SUMMARY OF SIGNIFICANT ACCOUNTING POLICIES - (Continued)**

All reported capital assets, except land and construction in progress, are depreciated/amortized. Improvements are depreciated/amortized over the remaining useful lives of the related capital assets. Depreciation/amortization is computed using the straight-line method over the following useful lives:

<u>Description</u>	<u>Governmental Activities Estimated Lives</u>
Land improvements	20 years
Buildings and improvements	20 - 50 years
Furniture and equipment	5 - 20 years
Intangible right to use assets	3 - 5 years
Vehicles	6 - 10 years

The District is reporting intangible right to use assets related to leased equipment and Subscription Based Information Technology Arrangements (SBITAs). The intangible assets are being amortized in a systematic and rational manner of the shorter of the lease/subscription term or the useful life of the underlying asset.

**I. Compensated Absences**

Compensated absences of the District consist of vacation leave and sick leave to the extent that payments to the employee for these absences are attributable to services already rendered and are not contingent on a specific event that is outside the control of the District and the employee.

In accordance with the provisions of GASB Statement No. 16, "Accounting for Compensated Absences", a liability for vacation leave is accrued if a) the employees' rights to payment are attributable to services already rendered; and b) it is probable that the employer will compensate the employees for the benefits through paid time off or other means, such as cash payment at termination or retirement. An accrual for earned sick leave is made to the extent that it is probable that the benefits will result in termination (severance) payments. A liability for sick leave is accrued using the vesting method; i.e., the liability is based on the sick leave accumulated at the balance sheet date by those employees who are currently eligible to receive termination (severance) payments, as well as those employees expected to become eligible in the future. For purposes of establishing a liability for sick leave on employees expected to become eligible to retire in the future, all employees age fifty-seven or greater with at least two years of service, all employees age fifty two or greater with at least twenty two years of service, or any employee with twenty seven years of service were considered expected to become eligible to retire in accordance with GASB Statement No. 16.

The total liability for vacation and sick leave payments has been calculated using pay rates in effect at June 30, 2023 and reduced to the maximum payment allowed by labor contract and/or statute, plus any additional salary related payments.

The entire compensated absence liability is reported on the government-wide financial statements.

For governmental fund financial statements, the current portion of unpaid compensated absences is the amount expected to be paid using expendable available resources. These amounts are recorded in the account "compensated absences payable" in the fund from which the employees who have accumulated unpaid leave are paid. The noncurrent portion of the liability is not reported.

**SANDY VALLEY LOCAL SCHOOL DISTRICT  
STARK COUNTY, OHIO**

NOTES TO THE BASIC FINANCIAL STATEMENTS  
FOR THE FISCAL YEAR ENDED JUNE 30, 2023

**NOTE 2 - SUMMARY OF SIGNIFICANT ACCOUNTING POLICIES - (Continued)**

**J. Accrued Liabilities and Long-Term Obligations**

All payables, accrued liabilities and long-term obligations are reported in the government-wide financial statements.

In general, governmental fund payables and accrued liabilities that, once incurred, are paid in a timely manner and in full from current financial resources, are reported as obligations of the funds. However, compensated absences that will be paid from governmental funds are reported as a liability in the fund financial statements only to the extent that they are due for payment during the current fiscal year. Bonds and notes are recognized as a liability on the fund financial statements when due. Net pension/OPEB liability should be recognized in the governmental funds to the extent that benefit payments are due and payable and the pension/OPEB plan's fiduciary net position is not sufficient for payment of those benefits.

**K. Fund Balance**

Fund balance is divided into five classifications based primarily on the extent to which the District is bound to observe constraints imposed upon the use of the resources in the governmental funds. The classifications are as follows:

Nonspendable - The nonspendable fund balance classification includes amounts that cannot be spent because they are not in spendable form or legally required to be maintained intact. The "not in spendable form" criterion includes items that are not expected to be converted to cash.

Restricted - Fund balance is reported as restricted when constraints are placed on the use of resources that are either externally imposed by creditors (such as through debt covenants), grantors, contributors, or laws or regulations of other governments, or imposed by law through constitutional provisions or enabling legislation.

Committed - The committed fund balance classification includes amounts that can be used only for the specific purposes imposed by a formal action (resolution) of the District Board of Education (the highest level of decision making authority). Those committed amounts cannot be used for any other purpose unless the District Board of Education removes or changes the specified use by taking the same type of action (resolution) it employed to previously commit those amounts. Committed fund balance also incorporates contractual obligations to the extent that existing resources in the fund have been specifically committed for use in satisfying those contractual requirements.

Assigned - Amounts in the assigned fund balance classification are intended to be used by the District for specific purposes but do not meet the criteria to be classified as restricted nor committed. In governmental funds other than the general fund, assigned fund balance represents the remaining amount that is not restricted or committed. In the general fund, assigned amounts represent intended uses established by policies of the District Board of Education, which includes giving the Treasurer the authority to constrain monies for intended purposes.

Unassigned - Unassigned fund balance is the residual classification for the general fund and includes all spendable amounts not contained in the other classifications. In other governmental funds, the unassigned classification is only used to report a deficit fund balance resulting from overspending for specific purposes for which amounts had been restricted, committed, or assigned.

The District applies restricted resources first when expenditures are incurred for purposes for which restricted and unrestricted (committed, assigned, and unassigned) fund balance is available. Similarly, within unrestricted fund balance, committed amounts are reduced first followed by assigned, and then unassigned amounts when expenditures are incurred for purposes for which amounts in any of the unrestricted fund balance classifications could be used.

**SANDY VALLEY LOCAL SCHOOL DISTRICT  
STARK COUNTY, OHIO**

NOTES TO THE BASIC FINANCIAL STATEMENTS  
FOR THE FISCAL YEAR ENDED JUNE 30, 2023

**NOTE 2 - SUMMARY OF SIGNIFICANT ACCOUNTING POLICIES - (Continued)**

**L. Net Position**

Net position represents the difference between assets and deferred outflows and liabilities and deferred inflows. The net position component “net investment in capital assets,” consists of capital assets, net of accumulated depreciation, reduced by the outstanding balances of any borrowing used for the acquisition, construction or improvement of those assets. Deferred outflows of resources and deferred inflows of resources that are attributable to the acquisition, construction or improvement of those assets or related debt also should be included in this component of net position. Net position is reported as restricted when there are limitations imposed on its use either through the enabling legislation adopted by the District or through external restrictions imposed by creditors, grantors or laws or regulations of other governments. The amount restricted for other purposes represents amounts restricted for food service.

The District applies restricted resources first when an expense is incurred for purposes for which both restricted and unrestricted net position is available.

**M. Prepayments**

Certain payments to vendors reflect the costs applicable to future accounting periods and are recorded as prepaid items in both government-wide and fund financial statements. These items are reported as assets on the net position statement\balance sheet using the consumption method. A current asset for the prepaid amounts is recorded at the time of the purchase and the expenditure/expense is reported in the year in which services are consumed.

**N. Estimates**

The preparation of the basic financial statements in conformity with GAAP requires management to make estimates and assumptions that affect the amounts reported in the basic financial statements and accompanying notes. Actual results may differ from those estimates.

**O. Interfund Activity**

Exchange transactions between funds are reported as revenues in the seller funds and as expenditures/expenses in the purchaser funds. Flows of cash or goods from one fund to another without a requirement for repayment are reported as interfund transfers. Interfund transfers are reported as other financing sources/uses in governmental funds. Repayments from funds responsible for particular expenditures/expenses to the funds that initially paid for them are not presented on the basic financial statements.

**P. Bond Issuance Costs/Bond Premium/Unamortized Deferred Charges on Debt Refunding**

On the government-wide and fund financial statements, bond issuance costs are expensed during the fiscal year in which they are incurred.

Bond premiums are deferred and amortized over the term of the bonds using the straight-line method, which approximates the effective interest method. Bond premiums are presented as an addition to the face amount of the bonds.

For advance refundings resulting in the defeasance of debt, the difference between the reacquisition price and the net carrying amount of the old debt is deferred and amortized as a component of interest expense. This accounting gain or loss is amortized over the remaining life of the old debt or the life of the new debt, whichever is shorter, and is presented as a deferred inflow/outflow of resources on the statement of net position.



**SANDY VALLEY LOCAL SCHOOL DISTRICT  
STARK COUNTY, OHIO**

NOTES TO THE BASIC FINANCIAL STATEMENTS  
FOR THE FISCAL YEAR ENDED JUNE 30, 2023

**NOTE 2 - SUMMARY OF SIGNIFICANT ACCOUNTING POLICIES - (Continued)**

**Q. Nonpublic Schools**

Within the District boundaries, St. James Catholic School is operated by the Catholic Diocese. Current State legislation provides funding to this school. These monies are received and disbursed on behalf of the schools by the Treasurer of the District, as directed by the non-public school. This activity is reflected in a nonmajor governmental fund by the District for financial reporting purposes.

**R. Pensions/Other Postemployment Benefits (OPEB)**

For purposes of measuring the net pension/OPEB liability, net OPEB asset, deferred outflows of resources and deferred inflows of resources related to pensions/OPEB, and pension/OPEB expense, information about the fiduciary net position of the pension/OPEB plans and additions to/deductions from their fiduciary net position have been determined on the same basis as they are reported by the pension/OPEB plan. For this purpose, benefit payments (including refunds of employee contributions) are recognized when due and payable in accordance with the benefit terms. The pension/OPEB plans report investments at fair value.

**S. Extraordinary and Special Items**

Extraordinary items are transactions or events that are both unusual in nature and infrequent in occurrence. Special items are transactions or events that are within the control of the Board of Education and that are either unusual in nature or infrequent in occurrence. Neither type of transaction was reported for fiscal year 2023.

**T. Vocational Education**

The District has entered into an agreement with the Canton Local School District, Perry Local School District and the Osnaburg Local School District to provide career technical education programs for students. The Canton Local School District is the principal agency for the programs and is responsible for the physical facilities of the programs.

**U. Fair Value**

The District categorizes its fair value measurements within the fair value hierarchy established by generally accepted accounting principles. The hierarchy is based on the valuation inputs used to measure the fair value of the asset. Level 1 inputs are quoted prices in active markets for identical assets; Level 2 inputs are significant other observable inputs; Level 3 inputs are significant unobservable inputs.

**SANDY VALLEY LOCAL SCHOOL DISTRICT  
STARK COUNTY, OHIO**

NOTES TO THE BASIC FINANCIAL STATEMENTS  
FOR THE FISCAL YEAR ENDED JUNE 30, 2023

**NOTE 3 - ACCOUNTABILITY AND COMPLIANCE**

**A. Change in Accounting Principles**

For fiscal year 2023, the District has implemented GASB Statement No. 91, "Conduit Debt Obligations", GASB Statement No. 94, "Public-Private and Public-Public Partnerships and Availability Payment Arrangements", GASB Statement No. 96, "Subscription Based Information Technology Arrangements", certain questions and answers of GASB Implementation Guide 2021-1 and certain paragraphs of GASB Statement No. 99, "Omnibus 2022".

GASB Statement No. 91 provides a single method of reporting conduit debt obligations by issuers and eliminate diversity in practice associated with (1) commitments extended by issuers, (2) arrangements associated with conduit debt obligations, and (3) related note disclosures. This Statement achieves those objectives by clarifying the existing definition of a conduit debt obligation; establishing that a conduit debt obligation is not a liability of the issuer; establishing standards for accounting and financial reporting of additional commitments and voluntary commitments extended by issuers and arrangements associated with conduit debt obligations; and improving required note disclosures. The implementation of GASB Statement No. 91 did not have an effect on the financial statements of the District.

GASB Statement No. 94 is to improve financial reporting by addressing issues related to public-private and public partnership arrangements (PPPs). As used in this Statement, a PPP is an arrangement in which a government (the transferor) contracts with an operator (a governmental or nongovernmental entity) to provide public services by conveying control of the right to operate or use a nonfinancial asset, such as infrastructure or other capital asset (the underlying PPP asset), for a period of time in an exchange or exchange-like transaction. The implementation of GASB Statement No. 94 did not have an effect on the financial statements of the District.

GASB Statement No. 96 provides guidance on the accounting and financial reporting for subscription-based information technology arrangements (SBITAs) for government end users (governments). This Statement (1) defines a SBITA; (2) establishes that a SBITA results in a right-to-use subscription asset—an intangible asset—and a corresponding subscription liability; (3) provides the capitalization criteria for outlays other than subscription payments, including implementation costs of a SBITA; and (4) requires note disclosures regarding a SBITA. To the extent relevant, the standards for SBITAs are based on the standards established in Statement No. 87, Leases, as amended. These changes were incorporated in the District's fiscal year 2023 financial statements.

GASB Implementation Guide 2021-1 provides clarification on issues related to previously established GASB guidance. The implementation of GASB Implementation Guide 2021-1 did not have an effect on the financial statements of the District.

GASB Statement No. 99 to enhance comparability in accounting and financial reporting and to improve the consistency of authoritative literature by addressing (1) practice issues that have been identified during implementation and application of certain GASB Statements and (2) accounting and financial reporting for financial guarantees. The implementation of GASB Statement No. 99 did not have an effect on the financial statements of the District.

**SANDY VALLEY LOCAL SCHOOL DISTRICT  
STARK COUNTY, OHIO**

NOTES TO THE BASIC FINANCIAL STATEMENTS  
FOR THE FISCAL YEAR ENDED JUNE 30, 2023

**NOTE 3 - ACCOUNTABILITY AND COMPLIANCE – (Continued)**

**B. Deficit Fund Balances**

Fund balances at June 30, 2023 included the following individual fund deficits:

<u>Major fund:</u>	<u>Deficit</u>
Elementary and Secondary School Emergency Relief	\$ 780,240
<u>Nonmajor funds:</u>	
Public School Preschool	36,827
21st Century	64,657
IDEA, Part B	15,329
School Improvement Stimulus A	18,559
Title I, Disadvantaged Children	148,607
Student Support and Academic Enrichment	20,596
Improving Teacher Quality	17,201

The general fund is liable for any deficit in these funds and provides transfers when cash is required, not when accruals occur. The deficit fund balances resulted from adjustments for accrued liabilities.

**NOTE 4 - DEPOSITS AND INVESTMENTS**

State statutes classify monies held by the District into three categories.

Active deposits are public deposits necessary to meet current demands on the treasury. Such monies must be maintained either as cash in the District treasury, in commercial accounts payable or withdrawable on demand, including negotiable order of withdrawal (NOW) accounts, or in money market deposit accounts.

Inactive deposits are public deposits that the Board of Education has identified as not required for use within the current five year period of designation of depositories. Inactive deposits must either be evidenced by certificates of deposit maturing not later than the end of the current period of designation of depositories, or by savings or deposit accounts including, but not limited to, passbook accounts.

Interim deposits are deposits of interim monies. Interim monies are those monies which are not needed for immediate use, but which will be needed before the end of the current period of designation of depositories. Interim deposits must be evidenced by time certificates of deposit maturing not more than one year from the date of deposit or by savings or deposit accounts including passbook accounts.

Interim monies may be deposited or invested in the following securities:

1. United States Treasury Notes, Bills, Bonds, or any other obligation or security issued by the United States Treasury or any other obligation guaranteed as to principal and interest by the United States;
2. Bonds, notes, debentures, or any other obligations or securities issued by any federal government agency or instrumentality, including, but not limited to, the Federal National Mortgage Association, Federal Home Loan Bank, Federal Farm Credit Bank, Federal Home Loan Mortgage Corporation, and Government National Mortgage Association. All federal agency securities shall be direct issuances of federal government agencies or instrumentalities;
3. Written repurchase agreements in the securities listed above provided that the fair value of the securities subject to the repurchase agreement must exceed the principal value of the agreement by at least two percent and be marked to market daily, and that the term of the agreement must not exceed thirty days;

**SANDY VALLEY LOCAL SCHOOL DISTRICT  
STARK COUNTY, OHIO**

NOTES TO THE BASIC FINANCIAL STATEMENTS  
FOR THE FISCAL YEAR ENDED JUNE 30, 2023

**NOTE 4 - DEPOSITS AND INVESTMENTS - (Continued)**

4. Bonds and other obligations of the State of Ohio, and with certain limitations including a requirement for maturity within ten years from the date of settlement, bonds and other obligations of political subdivisions of the State of Ohio, if training requirements have been met;
5. Time certificates of deposit or savings or deposit accounts including, but not limited to, passbook accounts;
6. No-load money market mutual funds consisting exclusively of obligations described in items (1) and (2) above and repurchase agreements secured by such obligations, provided that investments in securities described in this division are made only through eligible institutions;
7. The State Treasurer's investment pool, the State Treasury Asset Reserve of Ohio (STAR Ohio); and,
8. Certain bankers' acceptances (for a period not to exceed one hundred eighty days) and commercial paper notes (for a period not to exceed two hundred seventy days) in an amount not to exceed 40 percent of the interim monies available for investment at any one time if training requirements have been met.

Protection of the deposits is provided by the Federal Deposit Insurance Corporation (FDIC), by eligible securities pledged by the financial institution as security for repayment, or by the financial institutions participation in the Ohio Pooled Collateral System (OPCS), a collateral pool of eligible securities deposited with a qualified trustee and pledged to the Treasurer of State to secure the repayment of all public monies deposited in the financial institution.

Investments in stripped principal or interest obligations, reverse repurchase agreements and derivatives are prohibited. The issuance of taxable notes for the purpose of arbitrage, the use of leverage and short selling are also prohibited. Except as noted above, an investment must mature within five years from the date of purchase unless matched to a specific obligation or debt of the District, and must be purchased with the expectation that it will be held to maturity. Investments may only be made through specified dealers and institutions. Payment for investments may be made only upon delivery of the securities representing the investments to the Treasurer or, if the securities are not represented by a certificate, upon receipt of confirmation of transfer from the custodian.

**A. Deposits with Financial Institutions**

At June 30, 2023, the carrying amount of all District deposits was \$262,595 and the bank balance of all District deposits was \$306,956. Of the bank balance, \$251,160 was covered by the FDIC and \$55,796 was exposed to custodial credit risk as discussed below.

Custodial credit risk is the risk that, in the event of bank failure, the District will not be able to recover deposits or collateral securities that are in the possession of an outside party. The District has no deposit policy for custodial credit risk beyond the requirements of State statute. Ohio law requires that deposits either be insured or protected by (1) eligible securities pledged to the District and deposited with a qualified trustee by the financial institution as security for repayment whose fair value at all times shall be at least 105 percent of the deposits being secured, or (2) participation in the Ohio Pooled Collateral System (OPCS), a collateral pool of eligible securities deposited with a qualified trustee and pledged to the Treasurer of State to secure the repayment of all public monies deposited in the financial institution. OPCS requires the total fair value of the securities pledged to be 102 percent of the deposits being secured or a rate set by the Treasurer of State. For fiscal year 2023, the District's financial institutions were approved for a collateral rate of 102 percent through the OPCS. Although all statutory requirements for the deposit of money had been followed, noncompliance with Federal requirements could potentially subject the District to a successful claim by the FDIC.

**SANDY VALLEY LOCAL SCHOOL DISTRICT  
STARK COUNTY, OHIO**

NOTES TO THE BASIC FINANCIAL STATEMENTS  
FOR THE FISCAL YEAR ENDED JUNE 30, 2023

**NOTE 4 - DEPOSITS AND INVESTMENTS - (Continued)**

**B. Investments**

As of June 30, 2023, the District had the following investments and maturities:

Measurement/ <u>Investment type</u>	Measurement <u>Value</u>	Investment Maturities				
		6 months or <u>less</u>	7 to 12 <u>months</u>	13 to 18 <u>months</u>	19 to 24 <u>months</u>	Greater than <u>24 months</u>
<i>Fair value:</i>						
FHLMC	\$ 129,200	\$ -	\$ -	\$ -	\$ -	\$ 129,200
FNMA	229,520	-	-	-	229,520	-
FFCB	1,360,994	99,455	97,575	95,470	230,648	837,846
FHLB	2,717,094	-	429,715	-	327,166	1,960,213
U.S. Treasury Notes	2,813,850	99,180	288,902	221,313	119,902	2,084,553
U.S. Government Money Market	28,859	28,859	-	-	-	-
Commercial Paper	197,346	197,346	-	-	-	-
Negotiable CDs	1,873,050	119,951	527,505	-	933,815	291,779
Total	<u>\$ 9,349,913</u>	<u>\$ 544,791</u>	<u>\$ 1,343,697</u>	<u>\$ 316,783</u>	<u>\$ 1,841,051</u>	<u>\$ 5,303,591</u>

The weighted average maturity of investments is 2.56 years.

The District's investments in U.S. Government Money Market mutual funds are valued using quoted market prices in active markets (Level 1 inputs). The District's investments in federal agency securities (FHLMC, FNMA, FFCB, and FHLB), U.S. Treasury Notes, commercial paper, and negotiable CD's are valued using quoted prices in markets that are not considered to be active, dealer quotations or alternative pricing sources for similar assets or liabilities for which all significant inputs are observable, either directly or indirectly (Level 2 inputs).

*Interest Rate Risk:* As a means of limiting its exposure to fair value losses arising from rising interest rates and in accordance with the Ohio Revised Code, the District's investment policy limits investment maturities to five years or less. Commercial paper must mature within 270 days.

*Credit Risk:* The District's investments in commercial paper were rated P-1 by Moody's Investor Services. The District's investments in federal agency securities were rated AA+ and Aaa by Standard & Poor's and Moody's Investor Services, respectively. The District's investments in the U.S. Government money market obtained an AAAM money market rating by Standard & Poor's. The negotiable CD's are fully covered by the FDIC and are not rated. The District's investment policy does not specifically address credit risk beyond the adherence to all relevant sections of the Ohio Revised Code.

*Custodial Credit Risk:* For an investment, custodial credit risk is the risk that, in the event of the failure of the counterparty, the District will not be able to recover the value of its investment or collateral securities that are in the possession of an outside party. The federal agency securities, U.S. Treasury securities and commercial paper are exposed to custodial credit risk in that they are uninsured, unregistered and held by the counterparty's trust department or agent, but not in the District's name. The District has no investment policy dealing with investment custodial risk; however, the District minimizes custodial credit risk by utilizing multiple safekeeping agents for its book-entry securities.

**SANDY VALLEY LOCAL SCHOOL DISTRICT  
STARK COUNTY, OHIO**

NOTES TO THE BASIC FINANCIAL STATEMENTS  
FOR THE FISCAL YEAR ENDED JUNE 30, 2023

**NOTE 4 - DEPOSITS AND INVESTMENTS - (Continued)**

*Concentration of Credit Risk:* The District places no limit on the amount that may be invested in any one issuer, although Ohio law sets limits on investments in commercial paper. The following table includes the percentage of each investment type held by the District at June 30, 2023:

<u>Measurement/ Investment type</u>	<u>Measurement Value</u>	<u>% of Total</u>
<i>Fair value:</i>		
FHLMC	\$ 129,200	1.38
FNMA	229,520	2.45
FFCB	1,360,994	14.56
FHLB	2,717,094	29.06
U.S. Treasury Notes	2,813,850	30.09
U.S. Government Money Market	28,859	0.31
Commercial Paper	197,346	2.11
Negotiable CDs	<u>1,873,050</u>	<u>20.04</u>
Total	<u>\$ 9,349,913</u>	<u>100.00</u>

**C. Reconciliation of Cash and Investments to the Statement of Net Position**

The following is a reconciliation of cash and investments as reported in the note above to cash and investments as reported on the statement of net position as of June 30, 2023:

<u>Cash and investments per note</u>	
Carrying amount of deposits	\$ 262,595
Investments	<u>9,349,913</u>
Total	<u>\$ 9,612,508</u>
 <u>Cash and investments per statement of net position</u>	
Governmental activities	<u>\$ 9,612,508</u>
Total	<u>\$ 9,612,508</u>

**NOTE 5 - PROPERTY TAXES**

Property taxes are levied and assessed on a calendar year basis while the District fiscal year runs from July through June. First half tax collections are received by the District in the second half of the fiscal year. Second half tax distributions occur in the first half of the following fiscal year.

Property taxes include amounts levied against all real property and public utility property. Real property tax revenues received in calendar year 2023 represent the collection of calendar year 2022 taxes. Real property taxes received in calendar year 2023 were levied after April 1, 2022, on the assessed values as of January 1, 2022, the lien date. Assessed values for real property taxes are established by State statute at 35 percent of appraised fair value. Real property taxes are payable annually or semiannually. If paid annually, payment is due December 31; if paid semiannually, the first payment is due December 31, with the remainder payable by June 20. Under certain circumstances, State statute permits alternate payment dates to be established. Public utility property tax revenues received in calendar year 2023 represent the collection of calendar year 2022 taxes. Public utility real and personal property taxes received in calendar year 2023 became a lien on December 31, 2021, were levied after April 1, 2022, and are collected with real property taxes. Public utility real property is assessed at 35 percent of true value; public utility tangible personal property is currently assessed at varying percentages of true value.

**SANDY VALLEY LOCAL SCHOOL DISTRICT  
STARK COUNTY, OHIO**

NOTES TO THE BASIC FINANCIAL STATEMENTS  
FOR THE FISCAL YEAR ENDED JUNE 30, 2023

**NOTE 5 - PROPERTY TAXES - (Continued)**

The District receives property taxes from Stark, Carroll and Tuscarawas Counties. The County Auditors periodically advances to the District its portion of the taxes collected. Second-half real property tax payments collected by the County by June 30, 2023, are available to finance fiscal year 2023 operations. The amount available as an advance at June 30, 2023 was \$357,613 in the general fund, \$51,779 in the bond retirement fund (a nonmajor governmental fund), \$13,477 in the permanent improvement fund (a nonmajor governmental fund) and \$4,961 in the classroom facilities maintenance fund (a nonmajor governmental fund). This amount is recorded as revenue. The amount available as an advance at June 30, 2022 was \$321,926 in the general fund, \$41,789 in the bond retirement fund (a nonmajor governmental fund), \$12,379 in the permanent improvement fund (a nonmajor governmental fund) and \$4,540 in the classroom facilities maintenance fund (a nonmajor governmental fund). The amount of second-half real property taxes available for advance at fiscal year-end can vary based on the date the tax bills are sent.

Accrued property taxes receivable includes real property, public utility property and delinquent tangible personal property taxes which are measurable as of June 30, 2023 and for which there is an enforceable legal claim. Although total property tax collections for the next fiscal year are measurable, only the amount of real property taxes available as an advance at June 30 was levied to finance current fiscal year operations and is reported as revenue at fiscal year-end. The portion of the receivable not levied to finance current fiscal year operations is offset by a credit to deferred inflows.

On the accrual basis of accounting, collectible delinquent property taxes have been recorded as a receivable and revenue, while on a modified accrual basis of accounting the revenue has been reported as a deferred inflow.

The assessed values upon which the fiscal year 2023 taxes were collected are:

	2022 Second Half Collections		2023 First Half Collections	
	<u>Amount</u>	<u>Percent</u>	<u>Amount</u>	<u>Percent</u>
Agricultural/residential and other real estate	\$ 173,854,590	79.20	\$ 182,761,050	71.75
Public utility personal	<u>45,668,770</u>	<u>20.80</u>	<u>71,947,060</u>	<u>28.25</u>
Total	<u>\$ 219,523,360</u>	<u>100.00</u>	<u>\$ 254,708,110</u>	<u>100.00</u>
Tax rate per \$1,000 of assessed valuation for:				
Operations	\$40.00		\$40.00	
Permanent improvements	2.50		2.50	
Bonded debt	3.50		3.90	

**NOTE 6 - RECEIVABLES**

Receivables at June 30, 2023 consisted of property taxes, accounts, accrued interest, and intergovernmental grants and entitlements. All receivables are considered collectible in full due to the ability to foreclose for the nonpayment of taxes, the stable condition of State programs and the current year guarantee of Federal funds. A list of the principal items of receivables reported on the statement of net position follows:

**SANDY VALLEY LOCAL SCHOOL DISTRICT  
STARK COUNTY, OHIO**

NOTES TO THE BASIC FINANCIAL STATEMENTS  
FOR THE FISCAL YEAR ENDED JUNE 30, 2023

**NOTE 6 – RECEIVABLES – (Continued)**

**Governmental activities:**

Property taxes	\$ 8,514,504
Accounts	17,605
Accrued interest	37,983
Intergovernmental	<u>1,195,675</u>
<b>Total</b>	<b><u>\$ 9,765,767</u></b>

Receivables have been disaggregated on the face of the basic financial statements. All receivables are expected to be collected within the subsequent year.

**NOTE 7 - CAPITAL ASSETS**

Capital asset activity for governmental activities for the fiscal year ended June 30, 2023, was as follows:

	Balance 07/01/22	Additions	Deductions	Balance 06/30/23
<b>Governmental activities:</b>				
<i>Capital assets, not being depreciated/amortized:</i>				
Land	\$ 1,248,658	\$ -	\$ -	\$ 1,248,658
<b>Total capital assets, not being depreciated/amortized</b>	<b>1,248,658</b>	<b>-</b>	<b>-</b>	<b>1,248,658</b>
<i>Capital assets, being depreciated/amortized:</i>				
Land improvements	2,798,799	-	-	2,798,799
Building and improvements	39,994,983	13,667	-	40,008,650
Furniture and equipment	1,490,346	282,524	-	1,772,870
Intangible right to use assets:				
Leased equipment	277,173	-	-	277,173
Software	-	37,305	-	37,305
Vehicles	3,307,157	97,959	-	3,405,116
<b>Total capital assets, being depreciated/amortized</b>	<b>47,868,458</b>	<b>431,455</b>	<b>-</b>	<b>48,299,913</b>
<i>Less: accumulated depreciation/amortization:</i>				
Land improvements	(1,332,140)	(105,887)	-	(1,438,027)
Building and improvements	(10,924,455)	(814,242)	-	(11,738,697)
Furniture and equipment	(484,438)	(146,785)	-	(631,223)
Intangible right to use assets:				
Leased equipment	(83,152)	(55,435)	-	(138,587)
Software	-	(11,465)	-	(11,465)
Vehicles	(2,271,822)	(215,826)	-	(2,487,648)
<b>Total accumulated depreciation/amortization</b>	<b>(15,096,007)</b>	<b>(1,349,640)</b>	<b>-</b>	<b>(16,445,647)</b>
<b>Governmental activities capital assets, net</b>	<b>\$ 34,021,109</b>	<b>\$ (918,185)</b>	<b>\$ -</b>	<b>\$ 33,102,924</b>



**SANDY VALLEY LOCAL SCHOOL DISTRICT  
STARK COUNTY, OHIO**

NOTES TO THE BASIC FINANCIAL STATEMENTS  
FOR THE FISCAL YEAR ENDED JUNE 30, 2023

**NOTE 7 - CAPITAL ASSETS – (Continued)**

Depreciation/amortization expense was charged to governmental functions as follows:

<u>Instruction:</u>	
Regular	\$ 582,816
Special	43,150
Vocational	27,497
<u>Support services:</u>	
Pupil support	1,188
Instructional staff	50,894
Administration	41,350
Fiscal	12,889
Operations and maintenance	230,235
Pupil transportation	198,832
Central	22,709
Operation of noninstructional	4,128
Extracurricular activities	61,163
Food service operations	72,789
Total depreciation/amortization expense	<u>\$ 1,349,640</u>

**NOTE 8 - LONG-TERM OBLIGATIONS**

A. During fiscal year 2023, the following activity occurred in governmental activities long-term obligations:

	Balance 06/30/22	Additions	Reductions	Balance 06/30/23	Amounts Due in One Year
<b>Governmental activities:</b>					
2012 Series Refunding Issue:					
Capital appreciation bonds - 2012	\$ 1,426	\$ -	\$ (1,426)	\$ -	\$ -
Accreted interest - 2012	573,574	-	(573,574)	-	-
2022 Series Refunding Issue:					
Current interest bonds - 2022	<u>7,240,000</u>	-	(60,000)	<u>7,180,000</u>	<u>595,000</u>
Total general obligation bonds	<u>7,815,000</u>	-	(635,000)	<u>7,180,000</u>	<u>595,000</u>
Lease payable	189,517	-	(55,075)	134,442	57,893
Early retirement incentive	15,000	10,000	(15,000)	10,000	10,000
Net pension liability	10,322,584	7,016,904	-	17,339,488	-
Net OPEB liability	1,269,737	-	(393,622)	876,115	-
Compensated absences payable	<u>839,315</u>	<u>116,857</u>	<u>(211,159)</u>	<u>745,013</u>	<u>190,481</u>
Total governmental activities long-term liabilities	<u>\$ 20,451,153</u>	<u>\$ 7,143,761</u>	<u>\$ (1,309,856)</u>	<u>\$ 26,285,058</u>	<u>\$ 853,374</u>

See Note 9.C. for details on the Early Retirement Incentive. The Early Retirement Incentive liability is paid from the general fund.

See Note 11 for details on the net pension liability. The District pays obligations related to employee compensation from the fund benefitting from their service.

**SANDY VALLEY LOCAL SCHOOL DISTRICT  
STARK COUNTY, OHIO**

NOTES TO THE BASIC FINANCIAL STATEMENTS  
FOR THE FISCAL YEAR ENDED JUNE 30, 2023

**NOTE 8 - LONG-TERM OBLIGATIONS - (Continued)**

See Note 12 for details on the net OPEB liability. The District pays obligations related to employee compensation from the fund benefitting from their service.

Compensated absences will be paid from the fund from which the employee is paid, which is primarily the general fund.

**B. Series 2012 Refunding General Obligation Bonds**

On December 17, 2012, the District issued general obligation bonds (series 2012 refunding bonds) to refund \$7,420,000 of the series 2006 general obligation current interest bonds. This refunded debt is considered defeased (in-substance) and accordingly, has been removed from the statement of net position. During fiscal year 2022, the remaining \$7,240,000 of the series 2012 refunding bonds were refunded.

**Series 2022 Refunding General Obligation Bonds**

On March 24, 2022, the District issued general obligation bonds (series 2022 refunding bonds) to refund \$7,240,000 of the series 2012 general obligation current interest bonds. This refunded debt is considered defeased (in-substance) and accordingly, has been removed from the statement of net position. The refunding resulted in total debt service savings of \$570,522 over the life of the bonds and an economic gain of \$434,904.

The refunding issue was comprised of current interest bonds, par value \$7,240,000. The interest rates on the current interest bonds is 1.75%.

Principal and interest payments are made from the bond retirement fund (a nonmajor governmental fund). Interest and principal payments on the current interest bonds are due on June 1 and December 1 of each year. The final maturity stated in the issue is December 1, 2033.

Principal and interest requirements to retire the outstanding general obligation bonds are as follows:

Fiscal Year	<u>Series 2022 Refunding Bonds</u>		
	<u>Principal</u>	<u>Interest</u>	<u>Total</u>
2024	\$ 595,000	\$ 120,444	\$ 715,444
2025	605,000	109,944	714,944
2026	615,000	99,269	714,269
2027	630,000	88,375	718,375
2028	645,000	77,218	722,218
2029 - 2033	3,375,000	211,969	3,586,969
2033 - 2034	<u>715,000</u>	<u>6,256</u>	<u>721,256</u>
Total	<u>\$ 7,180,000</u>	<u>\$ 713,475</u>	<u>\$ 7,893,475</u>

**Leases Payable** - The District has entered into lease agreements for the use of right to use equipment. Due to the implementation of GASB Statement No. 87, the District will report an intangible capital asset and corresponding liability for the future scheduled payments under the leases. The lease payments will be paid from the general fund.

**SANDY VALLEY LOCAL SCHOOL DISTRICT  
STARK COUNTY, OHIO**

NOTES TO THE BASIC FINANCIAL STATEMENTS  
FOR THE FISCAL YEAR ENDED JUNE 30, 2023

**NOTE 8 - LONG-TERM OBLIGATIONS - (Continued)**

The District has entered into a lease agreement for copier equipment as follows:

<u>Description</u>	<u>Lease Commencement Date (fiscal year)</u>	<u>Years</u>	<u>Lease End Date (fiscal year)</u>	<u>Payment Method</u>
Copier Equipment	2021	5	2026	Monthly

The following is a schedule of future lease payments under the lease agreements:

<u>Fiscal Year</u>	<u>Principal</u>	<u>Interest</u>	<u>Total</u>
2024	\$ 57,893	\$ 5,407	\$ 63,300
2025	60,855	2,445	63,300
2026	15,694	131	15,825
Total	<u>\$ 134,442</u>	<u>\$ 7,983</u>	<u>\$ 142,425</u>

**C. Legal Debt Margin**

The Ohio Revised Code provides that voted net general obligation debt of the District shall never exceed 9% of the total assessed valuation of the District. The code further provides that unvoted indebtedness shall not exceed 1/10 of 1% of the property valuation of the District. The code additionally states that unvoted indebtedness related to energy conservation debt shall not exceed 9/10 of 1% of the property valuation of the District. The assessed valuation used in determining the District's legal debt margin has been modified by House Bill 530 which became effective March 30, 2006. In accordance with House Bill 530, the assessed valuation used in the District's legal debt margin calculation excluded tangible personal property used in business, telephone or telegraph property, interexchange telecommunications company property, and personal property owned or leased by a railroad company and used in railroad operations. The effects of these debt limitations at June 30, 2023, are a voted debt margin of \$16,243,891 (including available funds of \$500,161) and an unvoted debt margin of \$254,708.

**NOTE 9 - OTHER EMPLOYEE BENEFITS**

**A. Compensated Absences**

The criteria for determining vacation, personal and sick leave components are derived from negotiated agreements and State laws. Classified employees earn 10 to 20 days of vacation per fiscal year, depending upon length of service. Accumulated, unused vacation time is paid to classified employees and administrators upon termination of employment. Teachers do not earn vacation time.

Teachers, administrators, and classified employees earn sick leave at the rate of 1.25 days per month. A liability for sick leave is based on the accumulated sick leave at the balance sheet date by those employees who are currently eligible to receive severance benefits. The District's severance liability has been calculated using the pay rates in effect at June 30, 2023 and reduced to the maximum payment allowed by labor contracts (86 days for classified and 77 days for certified employees based on length of service), plus any additional salary related payments.

**SANDY VALLEY LOCAL SCHOOL DISTRICT  
STARK COUNTY, OHIO**

NOTES TO THE BASIC FINANCIAL STATEMENTS  
FOR THE FISCAL YEAR ENDED JUNE 30, 2023

**NOTE 9 - OTHER EMPLOYEE BENEFITS – (Continued)**

**B. Insurance Benefits**

The District provides life insurance and accidental death and dismemberment insurance to all of its employees through the Unum Life Insurance Company. Coverage is as follows:

<u>Employee Classification</u>	<u>Amount</u>
Certified	\$ 70,000
Classified	50,000
Administrators	90,000

**C. Retirement Incentive**

A one-time retirement bonus in the amount of \$10,000 was available to certified employees and \$5,000 to classified employees who became first-time eligible for retirement and retired effective at the end of the school year.

An irrevocable notice of intent to retire had to be received by the District Superintendent by April 1. In fiscal year 2023, 1 certified employee accepted the retirement incentive.

**NOTE 10 - RISK MANAGEMENT**

**A. Comprehensive**

The District is exposed to various risks of loss related to torts; theft of, damage to, and destruction of assets; errors and omissions, injuries to employees and natural disasters. During fiscal year 2023, the District has contracted with private insurance companies for various types of insurance as follows:

<u>Type of Coverage</u>	<u>Amount of Coverage</u>	<u>Deductible</u>
Buildings and Contents:		
Replacement Cost	\$59,830,283	\$ 5,000
Boiler and Machinery	included	5,000
Automobile Liability	1,000,000	0
Uninsured Motorists	100,000	0
General Liability:		
Per occurrence	1,000,000	0
Aggregate	2,000,000	
Crime	*various limits	*various deductibles
Umbrella Liability:		
Per occurrence	10,000,000	10,000
Aggregate	10,000,000	
Errors and Omission:		
Each wrongful act	1,000,000	2,500
Aggregate	1,000,000	

Settled claims have not exceeded this commercial coverage in any of the past three years. There has been no significant reduction in coverage from the prior year.

The Inland Marine Coverage is no longer separate due to form/format changes with Liberty. The Inland Marine Coverage is now included in the contents; however; there is endorsement for mobile equipment with a \$500 deductible.

**SANDY VALLEY LOCAL SCHOOL DISTRICT  
STARK COUNTY, OHIO**

NOTES TO THE BASIC FINANCIAL STATEMENTS  
FOR THE FISCAL YEAR ENDED JUNE 30, 2023

**NOTE 10 - RISK MANAGEMENT – (Continued)**

**B. Group Health and Dental Insurance**

The District participates in the Stark County Schools Council of Governments Health Benefit Plan, a shared risk pool (Note 2.A.) to provide employee medical/surgical benefits. Rates are set through an annual calculation process. The District pays a monthly contribution which is placed in a common fund from which claim payments are made for all participating districts. The District's Board of Education pays 85% of medical and dental premiums for all employees.

Claims are paid for all participants regardless of claims flow. Upon termination, all District claims would be paid without regard to the District's account balance. The directors have the right to hold monies for an existing school district subsequent to the settlement of all expenses and claims

**C. Workers' Compensation**

The District participates in the Stark County Schools Council of Governments Workers' Compensation Group Rating Plan (GRP), an insurance purchasing pool (Note 2.A.). The intent of the GRP is to achieve the benefit of a reduced premium for the District by virtue of its grouping and representation with other participants in the GRP. The workers' compensation experience of the participating school districts is calculated as one experience and a common premium rate is applied to all school districts in the GRP.

Each participant pays its workers' compensation premium to the State based on the rate for the GRP rather than its individual rate. Total savings are then calculated, and each participant's individual performances are compared to the overall savings percent of the GRP. A participant will then either receive money from or be required to contribute to the "equity pooling fund". This "equity pooling fund" arrangement ensures that each participant shares equally in the overall performance of the GRP.

Participation in the GRP is limited to school districts that can meet the GRP's selection criteria. The firm of Comp Management, Inc. provides administrative, cost control and actuarial services to the GRP.

**NOTE 11 - DEFINED BENEFIT PENSION PLANS**

The Statewide retirement systems provide both pension benefits and other postemployment benefits (OPEB).

***Net Pension Liability/Net OPEB Liability/Asset***

The net pension liability and the net OPEB liability/asset reported on the statement of net position represents a liability or asset to employees for pensions and OPEB, respectively.

Pensions and OPEB are a component of exchange transactions—between an employer and its employees—of salaries and benefits for employee services. Pensions/OPEB are provided to an employee—on a deferred-payment basis—as part of the total compensation package offered by an employer for employee services each financial period. The obligation to sacrifice resources for pensions is a present obligation because it was created as a result of employment exchanges that already have occurred.

The net pension/OPEB liability (asset) represent the District's proportionate share of each pension/OPEB plan's collective actuarial present value of projected benefit payments attributable to past periods of service, net of each pension/OPEB plan's fiduciary net position. The net pension/OPEB liability (asset) calculation is dependent on critical long-term variables, including estimated average life expectancies, earnings on investments, cost of living adjustments and others. While these estimates use the best information available, unknowable future events require adjusting these estimates annually.

**SANDY VALLEY LOCAL SCHOOL DISTRICT  
STARK COUNTY, OHIO**

NOTES TO THE BASIC FINANCIAL STATEMENTS  
FOR THE FISCAL YEAR ENDED JUNE 30, 2023

**NOTE 11 - DEFINED BENEFIT PENSION PLANS - (Continued)**

The Ohio Revised Code limits the District’s obligation for this liability to annually required payments. The District cannot control benefit terms or the manner in which pensions/OPEB are financed; however, the District does receive the benefit of employees’ services in exchange for compensation including pension and OPEB.

GASB 68/75 assumes the liability is solely the obligation of the employer, because (1) they benefit from employee services; and (2) State statute requires funding to come from these employers. All pension contributions to date have come solely from these employers (which also includes pension costs paid in the form of withholdings from employees). The retirement systems may allocate a portion of the employer contributions to provide for these OPEB benefits. In addition, health care plan enrollees pay a portion of the health care costs in the form of a monthly premium. State statute requires the retirement systems to amortize unfunded pension liabilities within 30 years. If the pension amortization period exceeds 30 years, each retirement system’s board must propose corrective action to the State legislature. Any resulting legislative change to benefits or funding could significantly affect the net pension/OPEB liability (asset). Resulting adjustments to the net pension/OPEB liability (asset) would be effective when the changes are legally enforceable. The Ohio Revised Code permits, but does not require, the retirement systems to provide healthcare to eligible benefit recipients.

The remainder of this note includes the required pension disclosures. See Note 12 for the required OPEB disclosures.

The proportionate share of each plan’s unfunded benefits is presented as a long-term *net pension/OPEB liability (asset)* on the accrual basis of accounting. Any liability for the contractually required pension contribution outstanding at the end of the year is included in pension obligation payable on both the accrual and modified accrual basis of accounting.

***Plan Description - School Employees Retirement System (SERS)***

Plan Description - The District’s non-teaching employees participate in SERS, a cost-sharing multiple-employer defined benefit pension plan administered by SERS. SERS provides retirement, disability and survivor benefits, annual cost-of-living adjustments, and death benefits to plan members and beneficiaries. Authority to establish and amend benefits is provided by Ohio Revised Code Chapter 3309. SERS issues a publicly available, stand-alone financial report that includes financial statements, required supplementary information and detailed information about SERS’ fiduciary net position. That report can be obtained by visiting the SERS website at [www.ohsers.org](http://www.ohsers.org) under Employers/Audit Resources.

Age and service requirements for retirement are as follows:

	Eligible to Retire on or before August 1, 2017 *	Eligible to Retire after August 1, 2017
Full benefits	Any age with 30 years of service credit	Age 67 with 10 years of service credit; or Age 57 with 30 years of service credit
Actuarially reduced benefits	Age 60 with 5 years of service credit; or Age 55 with 25 years of service credit	Age 62 with 10 years of service credit; or Age 60 with 25 years of service credit

\* Members with 25 years of service credit as of August 1, 2017 will be included in this plan.

Annual retirement benefits are calculated based on final average salary multiplied by a percentage that varies based on years of service; 2.2% for the first thirty years of service and 2.5% for years of service credit over 30. Final average salary is the average of the highest three years of salary.

**SANDY VALLEY LOCAL SCHOOL DISTRICT  
STARK COUNTY, OHIO**

**NOTES TO THE BASIC FINANCIAL STATEMENTS  
FOR THE FISCAL YEAR ENDED JUNE 30, 2023**

**NOTE 11 - DEFINED BENEFIT PENSION PLANS - (Continued)**

An individual whose benefit effective date is before April 1, 2018, is eligible for a cost-of-living adjustment (COLA) on the first anniversary date of the benefit. Beginning April 1, 2018, new benefit recipients must wait until the fourth anniversary of their benefit for COLA eligibility. The COLA is added each year to the base benefit amount on the anniversary date of the benefit. A three-year COLA suspension was in effect for all benefit recipients for the years 2018, 2019, and 2020. Upon resumption of the COLA, it will be indexed to the percentage increase in the CPI-W, not to exceed 2.5% and with a floor of 0%. In 2022, the Board of Trustees approved a 2.5% cost-of-living adjustment (COLA) for eligible retirees and beneficiaries in 2023.

Funding Policy - Plan members are required to contribute 10.00% of their annual covered salary and the District is required to contribute 14.00% of annual covered payroll. The contribution requirements of plan members and employers are established and may be amended by the SERS' Retirement Board up to statutory maximum amounts of 10.00% for plan members and 14.00% for employers. The Retirement Board, acting with the advice of the actuary, allocates the employer contribution rate among four of the System's funds (Pension Trust Fund, Death Benefit Fund, Medicare B Fund, and Health Care Fund). For the fiscal year ended June 30, 2023, the allocation to pension, death benefits, and Medicare B was 14.00%. For fiscal year 2023, the Retirement Board did not allocate any employer contribution to the Health Care Fund.

The District's contractually required contribution to SERS was \$327,846 for fiscal year 2023. Of this amount, \$30,582 is reported as pension obligation payable.

***Plan Description - State Teachers Retirement System (STRS)***

Plan Description - Licensed teachers participate in STRS, a cost-sharing multiple-employer public employee retirement system administered by STRS. STRS provides retirement and disability benefits to members and death and survivor benefits to beneficiaries. STRS issues a stand-alone financial report that includes financial statements, required supplementary information and detailed information about STRS' fiduciary net position. That report can be obtained by writing to STRS, 275 E. Broad St., Columbus, OH 43215-3771, by calling (888) 227-7877, or by visiting the STRS website at [www.strsoh.org](http://www.strsoh.org).

New members have a choice of three retirement plans: a Defined Benefit (DB) Plan, a Defined Contribution (DC) Plan and a Combined (CO) Plan. Benefits are established by Ohio Revised Code Chapter 3307.

The DB plan offers an annual retirement allowance based on final average salary multiplied by a percentage that varies based on years of service. Effective August 1, 2015, the calculation is 2.20% of final average salary for the five highest years of earnings multiplied by all years of service. Eligibility changes will be phased in until August 1, 2023, when retirement eligibility for unreduced benefits will be five years of service credit and age 65, or 35 years of service credit and at least age 60.

Eligibility changes for DB Plan members who retire with actuarially reduced benefits will be phased in until August 1, 2023 when retirement eligibility will be five years of qualifying service credit and age 60, or 30 years of service credit regardless of age.

The DC Plan allows members to place all of their member contributions and 9.53% of the 14% employer contributions into an investment account. The member determines how to allocate the member and employer money among various investment choices offered by STRS Ohio. The remaining 4.47% of the 14% employer rate is allocated to the defined benefit unfunded liability. A member is eligible to receive a retirement benefit at age 50 and termination of employment. The member may elect to receive a lifetime monthly annuity or a lump sum withdrawal.

**SANDY VALLEY LOCAL SCHOOL DISTRICT  
STARK COUNTY, OHIO**

NOTES TO THE BASIC FINANCIAL STATEMENTS  
FOR THE FISCAL YEAR ENDED JUNE 30, 2023

**NOTE 11 - DEFINED BENEFIT PENSION PLANS - (Continued)**

The Combined Plan offers features of both the DB Plan and the DC Plan. In the Combined Plan, 12% of the 14% member rate goes to the DC Plan and the remaining 2% is applied to the DB Plan. Member contributions to the DC Plan are allocated among investment choices by the member, and contributions to the DB Plan from the employer and the member are used to fund the defined benefit payment at a reduced level from the regular DB Plan. The defined benefit portion of the Combined Plan payment is payable to a member on or after age 60 with five years of service. The defined contribution portion of the account may be taken as a lump sum payment or converted to a lifetime monthly annuity after termination of employment at age 50 and after termination of employment.

New members who choose the DC Plan or Combined Plan will have another opportunity to reselect a permanent plan during their fifth year of membership. Members may remain in the same plan or transfer to another STRS plan. The optional annuitization of a member's defined contribution account or the defined contribution portion of a member's Combined Plan account to a lifetime benefit results in STRS bearing the risk of investment gain or loss on the account. STRS has therefore included all three plan options as one defined benefit plan for GASB 68 reporting purposes.

A DB or Combined Plan member with five or more years of credited service, who is determined to be disabled, may qualify for a disability benefit. New members, on or after July 1, 2013, must have at least ten years of qualifying service credit to apply for disability benefits. Members in the DC Plan who become disabled are entitled only to their account balance. Eligible survivors of members who die before service retirement may qualify for monthly benefits. If a member of the DC Plan dies before retirement benefits begin, the member's designated beneficiary is entitled to receive the member's account balance.

Funding Policy - Employer and member contribution rates are established by the State Teachers Retirement Board and limited by Chapter 3307 of the Ohio Revised Code. The fiscal year 2023 employer and employee contribution rate of 14% was equal to the statutory maximum rates. For fiscal year 2023, the full employer contribution was allocated to pension.

The District's contractually required contribution to STRS was \$1,173,761 for fiscal year 2023. Of this amount, \$204,396 is reported as pension obligation payable.

***Pension Liabilities, Pension Expense, and Deferred Outflows of Resources and Deferred Inflows of Resources Related to Pensions***

The net pension liability was measured as of June 30, 2022, and the total pension liability used to calculate the net pension liability was determined by an actuarial valuation as of that date. The District's proportion of the net pension liability was based on the District's share of contributions to the pension plan relative to the contributions of all participating entities.

Following is information related to the proportionate share and pension expense:

	<u>SERS</u>	<u>STRS</u>	<u>Total</u>
Proportion of the net pension liability prior measurement date	0.065304100%	0.061888898%	
Proportion of the net pension liability current measurement date	<u>0.060926300%</u>	<u>0.063176070%</u>	
Change in proportionate share	<u>-0.004377800%</u>	<u>0.001287172%</u>	
Proportionate share of the net pension liability	\$ 3,295,368	\$ 14,044,120	\$ 17,339,488
Pension expense	\$ 195,872	\$ 1,920,154	\$ 2,116,026



**SANDY VALLEY LOCAL SCHOOL DISTRICT  
STARK COUNTY, OHIO**

NOTES TO THE BASIC FINANCIAL STATEMENTS  
FOR THE FISCAL YEAR ENDED JUNE 30, 2023

**NOTE 11 - DEFINED BENEFIT PENSION PLANS - (Continued)**

At June 30, 2023, the District reported deferred outflows of resources and deferred inflows of resources related to pensions from the following sources:

	<u>SERS</u>	<u>STRS</u>	<u>Total</u>
<b>Deferred outflows of resources</b>			
Differences between expected and actual experience	\$ 133,465	\$ 179,784	\$ 313,249
Net difference between projected and actual earnings on pension plan investments	-	488,705	488,705
Changes of assumptions	32,517	1,680,659	1,713,176
Difference between employer contributions and proportionate share of contributions/ change in proportionate share	48,700	595,858	644,558
Contributions subsequent to the measurement date	<u>327,846</u>	<u>1,173,761</u>	<u>1,501,607</u>
Total deferred outflows of resources	<u>\$ 542,528</u>	<u>\$ 4,118,767</u>	<u>\$ 4,661,295</u>
	<u>SERS</u>	<u>STRS</u>	<u>Total</u>
<b>Deferred inflows of resources</b>			
Differences between expected and actual experience	\$ 21,634	\$ 53,722	\$ 75,356
Net difference between projected and actual earnings on pension plan investments	114,993	-	114,993
Changes of assumptions	-	1,265,053	1,265,053
Difference between employer contributions and proportionate share of contributions/ change in proportionate share	<u>155,011</u>	<u>-</u>	<u>155,011</u>
Total deferred inflows of resources	<u>\$ 291,638</u>	<u>\$ 1,318,775</u>	<u>\$ 1,610,413</u>

\$1,501,607 reported as deferred outflows of resources related to pension resulting from District contributions subsequent to the measurement date will be recognized as a reduction of the net pension liability in the fiscal year ending June 30, 2024.

Other amounts reported as deferred outflows of resources and deferred inflows of resources related to pension will be recognized in pension expense as follows:

	<u>SERS</u>	<u>STRS</u>	<u>Total</u>
Fiscal Year Ending June 30:			
2024	\$ (16,360)	\$ 238,181	\$ 221,821
2025	(87,427)	152,637	65,210
2026	(164,268)	(188,887)	(353,155)
2027	<u>191,099</u>	<u>1,424,300</u>	<u>1,615,399</u>
Total	<u>\$ (76,956)</u>	<u>\$ 1,626,231</u>	<u>\$ 1,549,275</u>

**SANDY VALLEY LOCAL SCHOOL DISTRICT  
STARK COUNTY, OHIO**

NOTES TO THE BASIC FINANCIAL STATEMENTS  
FOR THE FISCAL YEAR ENDED JUNE 30, 2023

**NOTE 11 - DEFINED BENEFIT PENSION PLANS - (Continued)**

*Actuarial Assumptions - SERS*

SERS' total pension liability was determined by their actuaries in accordance with GASB Statement No. 67, as part of their annual actuarial valuation for each defined benefit retirement plan. Actuarial valuations of an ongoing plan involve estimates of the value of reported amounts (e.g., salaries, credited service) and assumptions about the probability of occurrence of events far into the future (e.g., mortality, disabilities, retirements, employment termination). Actuarially determined amounts are subject to continual review and potential modifications, as actual results are compared with past expectations and new estimates are made about the future.

Projections of benefits for financial reporting purposes are based on the substantive plan (the plan as understood by the employers and plan members) and include the types of benefits provided at the time of each valuation and the historical pattern of sharing benefit costs between the employers and plan members to that point. The projection of benefits for financial reporting purposes does not explicitly incorporate the potential effects of legal or contractual funding limitations.

Actuarial calculations reflect a long-term perspective. For a newly hired employee, actuarial calculations will take into account the employee's entire career with the employer and also take into consideration the benefits, if any, paid to the employee after termination of employment until the death of the employee and any applicable contingent annuitant. In many cases actuarial calculations reflect several decades of service with the employer and the payment of benefits after termination.

Key methods and assumptions used in calculating the total pension liability in the latest actuarial valuation, prepared as of June 30, 2022, are presented below:

Wage inflation:	
Current measurement date	2.40%
Prior measurement date	2.40%
Future salary increases, including inflation:	
Current measurement date	3.25% to 13.58%
Prior measurement date	3.25% to 13.58%
COLA or ad hoc COLA:	
Current measurement date	2.00%
Prior measurement date	2.00%
Investment rate of return:	
Current measurement date	7.00% net of system expenses
Prior measurement date	7.00% net of system expenses
Discount rate:	
Current measurement date	7.00%
Prior measurement date	7.00%
Actuarial cost method	Entry age normal (level percent of payroll)

In 2022, mortality rates were based on the PUB-2010 General Employee Amount Weight Below Median Healthy Retiree mortality table projected to 2017 with ages set forward 1 year and adjusted 94.20% for males and set forward 2 years and adjusted 81.35% for females. Mortality among disabled members were based upon the PUB-2010 General Disabled Retiree mortality table projected to 2017 with ages set forward 5 years and adjusted 103.3% for males and set forward 3 years and adjusted 106.8% for females. Future improvement in mortality rates is reflected by applying the MP-2020 projection scale generationally.

**SANDY VALLEY LOCAL SCHOOL DISTRICT  
STARK COUNTY, OHIO**

NOTES TO THE BASIC FINANCIAL STATEMENTS  
FOR THE FISCAL YEAR ENDED JUNE 30, 2023

**NOTE 11 - DEFINED BENEFIT PENSION PLANS - (Continued)**

In the prior measurement date, mortality rates were based on the PUB-2010 General Employee Amount Weight Below Median Healthy Retiree mortality table projected to 2017 with ages set forward 1 year and adjusted 94.20% for males and set forward 2 years and adjusted 81.35% for females. Mortality among disabled members were based upon the PUB-2010 General Disabled Retiree mortality table projected to 2017 with ages set forward 5 years and adjusted 103.3% for males and set forward 3 years and adjusted 106.8% for females. Future improvement in mortality rates is reflected by applying the MP-2020 projection scale generationally.

The most recent experience study was completed for the five-year period ended June 30, 2020.

The long-term return expectation for the Pension Plan Investments has been determined using a building-block approach and assumes a time horizon, as defined in SERS' *Statement of Investment Policy*. A forecasted rate of inflation serves as the baseline for the return expectation. Various real return premiums over the baseline inflation rate have been established for each asset class. The long-term expected nominal rate of return has been determined by calculating a weighted average of the expected real return premiums for each asset class, adding the projected inflation rate, and adding the expected return from rebalancing uncorrelated asset classes.

The target allocation and best estimates of arithmetic real rates of return for each major asset class are summarized in the following table:

<u>Asset Class</u>	<u>Target Allocation</u>	<u>Long-Term Expected Real Rate of Return</u>
Cash	2.00 %	(0.45) %
US Equity	24.75	5.37
Non-US Equity Developed	13.50	6.22
Non-US Equity Emerging	6.75	8.22
Fixed Income/Global Bonds	19.00	1.20
Private Equity	11.00	10.05
Real Estate/Real Assets	16.00	4.87
Multi-Asset Strategy	4.00	3.39
Private Debt/Private Credit	3.00	5.38
Total	<u>100.00 %</u>	

**Discount Rate** - The total pension liability was calculated using the discount rate of 7.00%. The projection of cash flows used to determine the discount rate assumed the contributions from employers and from the members would be computed based on contribution requirements as stipulated by State statute. Projected inflows from investment earnings were calculated using the long-term assumed investment rate of return (7.00%). Based on those assumptions, the plan's fiduciary net position was projected to be available to make all future benefit payments of current plan members. Therefore, the long-term expected rate of return on pension plan investments was applied to all periods of projected benefits to determine the total pension liability.

**SANDY VALLEY LOCAL SCHOOL DISTRICT  
STARK COUNTY, OHIO**

NOTES TO THE BASIC FINANCIAL STATEMENTS  
FOR THE FISCAL YEAR ENDED JUNE 30, 2023

**NOTE 11 - DEFINED BENEFIT PENSION PLANS - (Continued)**

*Sensitivity of the District's Proportionate Share of the Net Pension Liability to Changes in the Discount Rate* - Net pension liability is sensitive to changes in the discount rate, and to illustrate the potential impact the following table presents the net pension liability calculated using the discount rate of 7.00%, as well as what each plan's net pension liability would be if it were calculated using a discount rate that is one percentage point lower (6.00%), or one percentage point higher (8.00%) than the current rate.

	1% Decrease	Current Discount Rate	1% Increase
District's proportionate share of the net pension liability	\$ 4,850,625	\$ 3,295,368	\$ 1,985,086

**Actuarial Assumptions - STRS**

Key methods and assumptions used in the latest actuarial valuation, reflecting experience study results used in the June 30, 2022, actuarial valuation are presented below:

	June 30, 2022	June 30, 2021
Inflation	2.50%	2.50%
Projected salary increases	Varies by service from 2.50% to 8.50%	12.50% at age 20 to 2.50% at age 65
Investment rate of return	7.00%, net of investment expenses, including inflation	7.00%, net of investment expenses, including inflation
Discount rate of return	7.00%	7.00%
Payroll increases	3.00%	3.00%
Cost-of-living adjustments (COLA)	0.00%	0.00%

For the June 30, 2022 actuarial valuation, post-retirement mortality rates are based on the Pub-2010 Teachers Healthy Annuitant Mortality Table, adjusted 110% for males, projected forward generationally using mortality improvement scale MP-2020. Pre-retirement mortality rates are based on Pub-2010 Teachers Employee Table adjusted 95% for females, projected forward generationally using mortality improvement scale MP-2020. Post-retirement disabled mortality rates are based on Pub-2010 Teachers Disable Annuitant Table projected forward generationally using mortality improvement scale MP-2020.

For the prior measurement date, post-retirement mortality rates are based on the RP-2014 Annuitant Mortality Tables with 50% of rates through age 69, 70% of rates between ages 70 and 79, 90% of rates between ages 80 and 84, and 100% of rates thereafter, projected forward generationally using mortality improvement scale MP-2016. Pre-retirement mortality rates are based on RP-2014 Employee Mortality Tables, projected forward generationally using mortality improvement scale MP-2016. Post-retirement disabled mortality rates are based on the RP-2014 Disabled Mortality Tables with 90% of rates for males and 100% of rates for females, projected forward generationally using mortality improvement scale MP-2016.

Actuarial assumptions used in the June 30, 2022 valuation are based on the results of an actuarial experience study for the period July 1, 2015 through June 30, 2021. An actuarial experience study is done on a quinquennial basis.

**SANDY VALLEY LOCAL SCHOOL DISTRICT  
STARK COUNTY, OHIO**

NOTES TO THE BASIC FINANCIAL STATEMENTS  
FOR THE FISCAL YEAR ENDED JUNE 30, 2023

**NOTE 11 - DEFINED BENEFIT PENSION PLANS - (Continued)**

STRS Ohio’s investment consultant develops an estimate range for the investment return assumption based on the target allocation adopted by the Retirement Board. The target allocation and long-term expected rate of return for each major asset class are summarized as follows:

Asset Class	Target Allocation*	Long-Term Expected Real Rate of Return **
Domestic Equity	26.00 %	6.60 %
International Equity	22.00	6.80
Alternatives	19.00	7.38
Fixed Income	22.00	1.75
Real Estate	10.00	5.75
Liquidity Reserves	1.00	1.00
Total	<u>100.00 %</u>	

\* Target allocation percentage is effective as of July 1, 2022. Target weights were phased in over a 3-month period concluding on October 1, 2022.

\*\*10-Year annualized geometric nominal returns, which include the real rate of return and inflation of 2.25% and is net of investment expenses. Over a 30-year period, STRS Ohio’s investment consultant indicates that the above target allocations should generate a return above the actuarial rate of return, without net value added by management.

**Discount Rate** - The discount rate used to measure the total pension liability was 7.00% as of June 30, 2022. The projection of cash flows used to determine the discount rate assumes that member and employer contributions will be made at the statutory contribution rates in accordance with the rates described previously. For this purpose, only employer contributions that are intended to fund benefits of current plan members and their beneficiaries are included. Based on those assumptions, STRS Ohio’s fiduciary net position was projected to be available to make all projected future benefit payments to current plan members as of June 30, 2022. Therefore, the long-term expected rate of return on pension plan investments of 7.00% was applied to all periods of projected benefit payments to determine the total pension liability as of June 30, 2022.

**Sensitivity of the District's Proportionate Share of the Net Pension Liability to Changes in the Discount Rate** - The following table represents the net pension liability as of June 30, 2022, calculated using the current period discount rate assumption of 7.00%, as well as what the net pension liability would be if it were calculated using a discount rate that is one percentage point lower (6.00%) or one percentage point higher (8.00%) than the current assumption:

	1% Decrease	Current Discount Rate	1% Increase
District's proportionate share of the net pension liability	\$ 21,215,553	\$ 14,044,120	\$ 7,979,308

**Changes Between Measurement Date and Reporting Date** - STRS approved a one-time 1.00% cost-of-living adjustment to eligible benefit recipients effective July 1, 2023. It is unknown what effect this change will have on the net pension liability.

**SANDY VALLEY LOCAL SCHOOL DISTRICT  
STARK COUNTY, OHIO**

NOTES TO THE BASIC FINANCIAL STATEMENTS  
FOR THE FISCAL YEAR ENDED JUNE 30, 2023

**NOTE 12 - DEFINED BENEFIT OPEB PLANS**

*Net OPEB Liability/Asset*

See Note 11 for a description of the net OPEB liability (asset).

*Plan Description - School Employees Retirement System (SERS)*

Health Care Plan Description - The District contributes to the SERS Health Care Fund, administered by SERS for non-certificated retirees and their beneficiaries. For GASB 75 purposes, this plan is considered a cost-sharing other postemployment benefit (OPEB) plan. SERS' Health Care Plan provides healthcare benefits to eligible individuals receiving retirement, disability, and survivor benefits, and to their eligible dependents. Members who retire after June 1, 1986, need 10 years of service credit, exclusive of most types of purchased credit, to qualify to participate in SERS' health care coverage. In addition to age and service retirees, disability benefit recipients and beneficiaries who are receiving monthly benefits due to the death of a member or retiree, are eligible for SERS' health care coverage. Most retirees and dependents choosing SERS' health care coverage are over the age of 65 and therefore enrolled in a fully insured Medicare Advantage plan; however, SERS maintains a traditional, self-insured preferred provider organization for its non-Medicare retiree population. For both groups, SERS offers a self-insured prescription drug program. Health care is a benefit that is permitted, not mandated, by statute. The financial report of the Plan is included in the SERS Annual Comprehensive Financial Report which can be obtained on SERS' website at [www.ohsers.org](http://www.ohsers.org) under Employers/Audit Resources.

Access to health care for retirees and beneficiaries is permitted in accordance with Section 3309 of the Ohio Revised Code. The Health Care Fund was established and is administered in accordance with Internal Revenue Code Section 105(e). SERS' Retirement Board reserves the right to change or discontinue any health plan or program. Active employee members do not contribute to the Health Care Plan. The SERS Retirement Board established the rules for the premiums paid by the retirees for health care coverage for themselves and their dependents or for their surviving beneficiaries. Premiums vary depending on the plan selected, qualified years of service, Medicare eligibility, and retirement status.

Funding Policy - State statute permits SERS to fund the health care benefits through employer contributions. Each year, after the allocation for statutorily required pensions and benefits, the Retirement Board may allocate the remainder of the employer contribution of 14% of covered payroll to the Health Care Fund in accordance with the funding policy. For the fiscal year ended June 30, 2023, SERS did not allocate any employer contributions to post-employment health care. An additional health care surcharge on employers is collected for employees earning less than an actuarially determined minimum compensation amount, pro-rated if less than a full year of service credit was earned. For fiscal year 2023, this amount was \$25,000. Statutes provide that no employer shall pay a health care surcharge greater than 2% of that employer's SERS-covered payroll; nor may SERS collect in aggregate more than 1.5% of the total statewide SERS-covered payroll for the health care surcharge. For fiscal year 2023, the District's surcharge obligation was \$43,810.

The surcharge added to the allocated portion of the 14% employer contribution rate is the total amount assigned to the Health Care Fund. The District's contractually required contribution to SERS was \$43,810 for fiscal year 2023. Of this amount, \$43,810 is reported as pension obligation payable.

**SANDY VALLEY LOCAL SCHOOL DISTRICT  
STARK COUNTY, OHIO**

NOTES TO THE BASIC FINANCIAL STATEMENTS  
FOR THE FISCAL YEAR ENDED JUNE 30, 2023

**NOTE 12 - DEFINED BENEFIT OPEB PLANS - (Continued)**

***Plan Description - State Teachers Retirement System (STRS)***

Plan Description - The State Teachers Retirement System of Ohio (STRS) administers a cost-sharing Health Plan administered for eligible retirees who participated in the defined benefit or combined pension plans offered by STRS. Ohio law authorizes STRS to offer this plan. Benefits include hospitalization, physicians' fees, prescription drugs and partial reimbursement of monthly Medicare Part B premiums. The Medicare Part B monthly reimbursement elimination date was postponed indefinitely. The Plan is included in the report of STRS which can be obtained by visiting [www.strsoh.org](http://www.strsoh.org) or by calling (888) 227-7877.

Funding Policy - Ohio Revised Code Chapter 3307 authorizes STRS to offer the Plan and gives the Retirement Board discretionary authority over how much, if any, of the health care costs will be absorbed by STRS. Active employee members do not contribute to the Health Care Plan. Nearly all health care plan enrollees, for the most recent year, pay a portion of the health care costs in the form of a monthly premium. Under Ohio law, funding for post-employment health care may be deducted from employer contributions, currently 14% of covered payroll. For the fiscal year ended June 30, 2023, STRS did not allocate any employer contributions to post-employment health care.

***OPEB Liabilities/Assets, OPEB Expense, and Deferred Outflows of Resources and Deferred Inflows of Resources Related to OPEB***

The net OPEB liability/asset was measured as of June 30, 2022, and the total OPEB liability/asset used to calculate the net OPEB liability/asset was determined by an actuarial valuation as of that date. The District's proportion of the net OPEB liability/asset was based on the District's share of contributions to the respective retirement systems relative to the contributions of all participating entities.

Following is information related to the proportionate share and OPEB expense:

	SERS	STRS	Total
Proportion of the net OPEB liability/asset prior measurement date	0.067090200%	0.061888898%	
Proportion of the net OPEB liability/asset current measurement date	<u>0.062400900%</u>	<u>0.063176070%</u>	
Change in proportionate share	<u>-0.004689300%</u>	<u>0.001287172%</u>	
Proportionate share of the net OPEB liability	\$ 876,115	\$ -	\$ 876,115
Proportionate share of the net OPEB asset	\$ -	\$ (1,635,838)	\$ (1,635,838)
OPEB expense	\$ (52,843)	\$ (269,700)	\$ (322,543)

**SANDY VALLEY LOCAL SCHOOL DISTRICT  
STARK COUNTY, OHIO**

NOTES TO THE BASIC FINANCIAL STATEMENTS  
FOR THE FISCAL YEAR ENDED JUNE 30, 2023

**NOTE 12 - DEFINED BENEFIT OPEB PLANS - (Continued)**

At June 30, 2023, the District reported deferred outflows of resources and deferred inflows of resources related to OPEB from the following sources:

	SERS	STRS	Total
<b>Deferred outflows of resources</b>			
Differences between expected and actual experience	\$ 7,367	\$ 23,714	\$ 31,081
Net difference between projected and actual earnings on OPEB plan investments	4,552	28,476	33,028
Changes of assumptions	139,360	69,679	209,039
Difference between employer contributions and proportionate share of contributions/ change in proportionate share	106,547	41,173	147,720
Contributions subsequent to the measurement date	43,810	-	43,810
Total deferred outflows of resources	\$ 301,636	\$ 163,042	\$ 464,678
	SERS	STRS	Total
<b>Deferred inflows of resources</b>			
Differences between expected and actual experience	\$ 560,427	\$ 245,675	\$ 806,102
Changes of assumptions	359,653	1,159,964	1,519,617
Difference between employer contributions and proportionate share of contributions/ change in proportionate share	149,700	1,009	150,709
Total deferred inflows of resources	\$ 1,069,780	\$ 1,406,648	\$ 2,476,428

\$43,810 reported as deferred outflows of resources related to OPEB resulting from District contributions subsequent to the measurement date will be recognized as a reduction of the net OPEB liability/asset in the fiscal year ending June 30, 2024.

Other amounts reported as deferred outflows of resources and deferred inflows of resources related to OPEB will be recognized in OPEB expense as follows:

	SERS	STRS	Total
<b>Fiscal Year Ending June 30:</b>			
2024	\$ (169,204)	\$ (350,091)	\$ (519,295)
2025	(173,331)	(356,214)	(529,545)
2026	(151,842)	(175,080)	(326,922)
2027	(99,314)	(72,848)	(172,162)
2028	(77,825)	(95,455)	(173,280)
Thereafter	(140,438)	(193,918)	(334,356)
Total	\$ (811,954)	\$ (1,243,606)	\$ (2,055,560)



**SANDY VALLEY LOCAL SCHOOL DISTRICT  
STARK COUNTY, OHIO**

NOTES TO THE BASIC FINANCIAL STATEMENTS  
FOR THE FISCAL YEAR ENDED JUNE 30, 2023

**NOTE 12 - DEFINED BENEFIT OPEB PLANS - (Continued)**

***Actuarial Assumptions - SERS***

The total OPEB liability is determined by SERS' actuaries in accordance with GASB Statement No. 74, as part of their annual actuarial valuation for each retirement plan. Actuarial valuations of an ongoing plan involve estimates of the value of reported amounts (e.g., salaries, credited service) and assumptions about the probability of occurrence of events far into the future (e.g., mortality, disabilities, retirements, employment terminations). Actuarially determined amounts are subject to continual review and potential modifications, as actual results are compared with past expectations and new estimates are made about the future.

Projections of benefits for financial reporting purposes are based on the substantive plan (the plan as understood by the employers and plan members) and include the types of benefits provided at the time of each valuation and the historical pattern of sharing benefit costs between the employers and plan members to that point. The projection of benefits for financial reporting purposes does not explicitly incorporate the potential effects of legal or contractual funding limitations.

Actuarial calculations reflect a long-term perspective. For a newly hired employee, actuarial calculations will take into account the employee's entire career with the employer and also take into consideration the benefits, if any, paid to the employee after termination of employment until the death of the employee and any applicable contingent annuitant. In many cases, actuarial calculations reflect several decades of service with the employer and the payment of benefits after termination.

Key methods and assumptions used in calculating the total OPEB liability in the latest actuarial valuation date of June 30, 2022 are presented below:

Wage inflation:	
Current measurement date	2.40%
Prior measurement date	2.40%
Future salary increases, including inflation:	
Current measurement date	3.25% to 13.58%
Prior measurement date	3.25% to 13.58%
Investment rate of return:	
Current measurement date	7.00% net of investment expense, including inflation
Prior measurement date	7.00% net of investment expense, including inflation
Municipal bond index rate:	
Current measurement date	3.69%
Prior measurement date	1.92%
Single equivalent interest rate, net of plan investment expense, including price inflation:	
Current measurement date	4.08%
Prior measurement date	2.27%
Medical trend assumption:	
Current measurement date	7.00 to 4.40%
Prior measurement date	
Medicare	5.125 to 4.400%
Pre-Medicare	6.750 to 4.400%

**SANDY VALLEY LOCAL SCHOOL DISTRICT  
STARK COUNTY, OHIO**

NOTES TO THE BASIC FINANCIAL STATEMENTS  
FOR THE FISCAL YEAR ENDED JUNE 30, 2023

**NOTE 12 - DEFINED BENEFIT OPEB PLANS - (Continued)**

In 2022, mortality rates were based on the PUB-2010 General Employee Amount Weight Below Median Healthy Retiree mortality table projected to 2017 with ages set forward 1 year and adjusted 94.20% for males and set forward 2 years and adjusted 81.35% for females. Mortality among disabled members were based upon the PUB-2010 General Disabled Retiree mortality table projected to 2017 with ages set forward 5 years and adjusted 103.3% for males and set forward 3 years and adjusted 106.8% for females. Future improvement in mortality rates is reflected by applying the MP-2020 projection scale generationally.

In the prior measurement date, mortality rates were based on the PUB-2010 General Employee Amount Weighted Below Median Healthy Retiree mortality table projected to 2017 with ages set forward 1 year and adjusted 94.20% for males and set forward 2 years and adjusted 81.35% for females. Mortality among disabled members were based upon the PUB-2010 General Disabled Retiree mortality table projected to 2017 with ages set forward 5 years and adjusted 103.3% for males and set forward 3 years and adjusted 106.8% for females. Future improvement in mortality rates is reflected by applying the MP-2020 projection scale generationally.

The most recent experience study was completed for the five-year period ended June 30, 2020.

The long-term expected rate of return on plan assets is reviewed as part of the actuarial 5-year experience study. The most recent study covers fiscal years 2016 through 2020, and was adopted by the Board in 2021. Several factors are considered in evaluating the long-term rate of return assumption including long-term historical data, estimates inherent in current market data, and a long-normal distribution analysis in which best-estimate ranges of expected future real rates of return were developed by the investment consultant for each major asset class. These ranges were combined to produce the long-term expected rate of return, 7.00%, by weighting the expected future real rates of return by the target asset allocation percentage and then adding expected inflation. The capital market assumptions developed by the investment consultant are intended for use over a 10-year horizon and may not be useful in setting the long-term rate of return for funding pension plans which covers a longer timeframe. The assumption is intended to be a long-term assumption and is not expected to change absent a significant change in the asset allocation, a change in the inflation assumption, or a fundamental change in the market that alters expected returns in future years.

The target asset allocation and best estimates of arithmetic real rates of return for each major asset class are summarized as follows:

<u>Asset Class</u>	<u>Target Allocation</u>	<u>Long-Term Expected Real Rate of Return</u>
Cash	2.00 %	(0.45) %
US Equity	24.75	5.37
Non-US Equity Developed	13.50	6.22
Non-US Equity Emerging	6.75	8.22
Fixed Income/Global Bonds	19.00	1.20
Private Equity	11.00	10.05
Real Estate/Real Assets	16.00	4.87
Multi-Asset Strategy	4.00	3.39
Private Debt/Private Credit	3.00	5.38
Total	<u>100.00 %</u>	

**SANDY VALLEY LOCAL SCHOOL DISTRICT  
STARK COUNTY, OHIO**

NOTES TO THE BASIC FINANCIAL STATEMENTS  
FOR THE FISCAL YEAR ENDED JUNE 30, 2023

**NOTE 12 - DEFINED BENEFIT OPEB PLANS - (Continued)**

**Discount Rate** - The discount rate used to measure the total OPEB liability at June 30, 2022, was 4.08%. The discount rate used to measure total OPEB liability prior to June 30, 2022, was 2.27%. The projection of cash flows used to determine the discount rate assumed that contributions will be made from members and the System at the contribution rate of 1.50% of projected covered payroll each year, which includes a 1.50% payroll surcharge and no contributions from the basic benefits plan. Based on these assumptions, the OPEB plan's fiduciary net position was projected to become insufficient to make all projected future benefit payments of current System members by SERS actuaries. The Municipal Bond Index Rate is used in the determination of the SEIR for both the June 30, 2022 and the June 30, 2021 total OPEB liability. The Municipal Bond Index rate is the single rate that will generate a present value of benefit payments equal to the sum of the present value determined by the long-term expected rate of return, and the present value determined by discounting those benefits after the date of depletion. The Municipal Bond Index Rate is 3.69% at June 30, 2022 and 1.92% at June 30, 2021.

**Sensitivity of the District's Proportionate Share of the Net OPEB Liability to Changes in the Discount Rate and Changes in the Health Care Cost Trend Rates** - The net OPEB liability is sensitive to changes in the discount rate and the health care cost trend rate. The following table presents the net OPEB liability, what the net OPEB liability would be if it were calculated using a discount rate that is 1 percentage point lower (3.08%) and higher (5.08%) than the current discount rate (4.08%). Also shown is what the net OPEB liability would be based on health care cost trend rates that are 1 percentage point lower (6.00% decreasing to 3.40%) and higher (8.00% decreasing to 5.40%) than the current rate (7.00% decreasing to 4.40%).

	1% Decrease	Current Discount Rate	1% Increase
District's proportionate share of the net OPEB liability	\$ 1,088,148	\$ 876,115	\$ 704,947
	1% Decrease	Current Trend Rate	1% Increase
District's proportionate share of the net OPEB liability	\$ 675,642	\$ 876,115	\$ 1,137,966

THIS SPACE INTENTIONALLY LEFT BLANK

**SANDY VALLEY LOCAL SCHOOL DISTRICT  
STARK COUNTY, OHIO**

NOTES TO THE BASIC FINANCIAL STATEMENTS  
FOR THE FISCAL YEAR ENDED JUNE 30, 2023

**NOTE 12 - DEFINED BENEFIT OPEB PLANS - (Continued)**

***Actuarial Assumptions - STRS***

Key methods and assumptions used in the latest actuarial valuation, reflecting experience study results used in the June 30, 2022 actuarial valuation, compared with June 30, 2021 actuarial valuation, are presented below:

	June 30, 2022		June 30, 2021	
	Initial	Ultimate	Initial	Ultimate
Inflation	2.50%		2.50%	
Projected salary increases	Varies by service from 2.50% to 8.50%		12.50% at age 20 to 2.50% at age 65	
Investment rate of return	7.00%, net of investment expenses, including inflation		7.00%, net of investment expenses, including inflation	
Payroll increases	3.00%		3.00%	
Cost-of-living adjustments (COLA)	0.00%		0.00%	
Discount rate of return	7.00%		7.00%	
Blended discount rate of return	N/A		N/A	
Health care cost trends				
Medical				
Pre-Medicare	7.50%	3.94%	5.00%	4.00%
Medicare	-68.78%	3.94%	-16.18%	4.00%
Prescription Drug				
Pre-Medicare	9.00%	3.94%	6.50%	4.00%
Medicare	-5.47%	3.94%	29.98%	4.00%

Projections of benefits include the historical pattern of sharing benefit costs between the employers and retired plan members.

For the June 30, 2022 actuarial valuation, for healthy retirees the post-retirement mortality rates are based on the Pub-2010 Teachers Healthy Annuitant Mortality Table, adjusted 110% for males, projected forward generationally using mortality improvement scale MP-2020; pre-retirement mortality rates are based on Pub-2010 Teachers Employee Table adjusted 95% for females, projected forward generationally using mortality improvement scale MP-2020. For disabled retirees, mortality rates are based on the Pub-2010 Teachers Disabled Annuitant Table projected forward generationally using mortality improvement scale MP-2020.

For the prior measurement date, for healthy retirees the mortality rates are based on the RP-2014 Annuitant Mortality Tables with 50% of rates through age 69, 70% of rates between ages 70 and 79, 90% of rates between ages 80 and 84, and 100% of rates thereafter, projected forward generationally using mortality improvement scale MP-2016. For disabled retirees, mortality rates are based on the RP-2014 Disabled Mortality Tables with 90% of rates for males and 100% of rates for females, projected forward generationally using mortality improvement scale MP-2016.

Actuarial assumptions used in the June 30, 2022 valuation are based on the results of an actuarial experience study for the period July 1, 2015 through June 30, 2021. An actuarial experience study is done on a quinquennial basis.

***Assumption Changes Since the Prior Measurement Date*** - The discount rate remained unchanged at 7.00% for the June 30, 2022 valuation.

***Benefit Term Changes Since the Prior Measurement Date*** - Salary increase rates were updated based on the actuarial experience study for the period July 1, 2015 through June 30, 2021 and were changed from age based to service based.

**SANDY VALLEY LOCAL SCHOOL DISTRICT  
STARK COUNTY, OHIO**

NOTES TO THE BASIC FINANCIAL STATEMENTS  
FOR THE FISCAL YEAR ENDED JUNE 30, 2023

**NOTE 12 - DEFINED BENEFIT OPEB PLANS - (Continued)**

STRS' investment consultant develops an estimate range for the investment return assumption based on the target allocation adopted by the Retirement Board. The target allocation and long-term expected rate of return for each major asset class are summarized as follows:

Asset Class	Target Allocation*	Long-Term Expected Real Rate of Return **
Domestic Equity	26.00 %	6.60 %
International Equity	22.00	6.80
Alternatives	19.00	7.38
Fixed Income	22.00	1.75
Real Estate	10.00	5.75
Liquidity Reserves	1.00	1.00
Total	<u>100.00 %</u>	

\* Target allocation percentage is effective as of July 1, 2022. Target weights were phased in over a 3-month period concluding on October 1, 2022.

\*\*10-Year annualized geometric nominal returns, which include the real rate of return and inflation of 2.25% and is net of investment expenses. Over a 30-year period, STRS Ohio's investment consultant indicates that the above target allocations should generate a return above the actuarial rate of return, without net value added by management.

**Discount Rate** - The discount rate used to measure the total OPEB liability was 7.00% as of June 30, 2022. The projection of cash flows used to determine the discount rate assumed STRS Ohio continues to allocate no employer contributions to the health care fund. Based on those assumptions, the OPEB plan's fiduciary net position was projected to be available to make all projected future benefit payments to current plan members as of June 30, 2022. Therefore, the long-term expected rate of return on health care fund investments of 7.00% was applied to all periods of projected health care costs to determine the total OPEB liability as of June 30, 2022.

**Sensitivity of the District's Proportionate Share of the Net OPEB Asset to Changes in the Discount and Health Care Cost Trend Rate** - The following table represents the net OPEB asset as of June 30, 2022, calculated using the current period discount rate assumption of 7.00%, as well as what the net OPEB asset would be if it were calculated using a discount rate that is one percentage point lower (6.00%) or one percentage point higher (8.00%) than the current assumption. Also shown is the net OPEB asset as if it were calculated using health care cost trend rates that are one percentage point lower or one percentage point higher than the current health care cost trend rates.

	1% Decrease	Current Discount Rate	1% Increase
	District's proportionate share of the net OPEB asset	\$ 1,514,817	\$ 1,635,838

	1% Decrease	Current Trend Rate	1% Increase
	District's proportionate share of the net OPEB asset	\$ 1,696,763	\$ 1,635,838

**SANDY VALLEY LOCAL SCHOOL DISTRICT  
STARK COUNTY, OHIO**

NOTES TO THE BASIC FINANCIAL STATEMENTS  
FOR THE FISCAL YEAR ENDED JUNE 30, 2023

**NOTE 13 - BUDGETARY BASIS OF ACCOUNTING**

While reporting financial position, results of operations, and changes in fund balance on the basis of accounting principles generally accepted in the United States of America (GAAP), the budgetary basis as provided by law is based upon accounting for certain transactions on a basis of cash receipts and disbursements.

The statement of revenue, expenditures and changes in fund balance - budget and actual (non-GAAP budgetary basis) presented for the general fund is presented on the budgetary basis to provide a meaningful comparison of actual results with the budget. The major differences between the budget basis and the GAAP basis are that:

- (a) Revenues and other financing sources are recorded when received in cash (budget basis) as opposed to when susceptible to accrual (GAAP basis);
- (b) Expenditures and other financing uses are recorded when paid in cash (budget basis) as opposed to when the liability is incurred (GAAP basis);
- (c) In order to determine compliance with Ohio law, and to reserve that portion of the applicable appropriation, total outstanding encumbrances (budget basis) are recorded as the equivalent of an expenditure, as opposed to assigned or committed fund balance for that portion of outstanding encumbrances not already recognized as an account payable (GAAP basis);
- (d) Some funds are included in the general fund (GAAP basis), but have separate legally adopted budgets (budget basis); and,
- (e) Investments are reported at fair value (GAAP basis) rather than cost (budget basis).

The adjustments necessary to convert the results of operations for the year on the budget basis to the GAAP basis for the general fund and Elementary and Secondary School Emergency Relief fund are as follows:

**Net Change in Fund Balance**

	<u>General fund</u>	<u>Elementary and Secondary School Emergency Relief</u>
Budget basis	\$ (1,665,379)	\$ (596,456)
Net adjustment for revenue accruals	(48,816)	(16,236)
Net adjustment for expenditure accruals	264,294	(195,275)
Net adjustment for other sources/uses	(556,628)	330,000
Funds budgeted elsewhere	3,117	-
Adjustment for encumbrances	<u>2,019,646</u>	<u>56,038</u>
GAAP basis	<u>\$ 16,234</u>	<u>\$ (421,929)</u>

Certain funds that are legally budgeted in separate special revenue funds are considered part of the general fund on a GAAP basis. This includes the public-school support and rotary funds.

**SANDY VALLEY LOCAL SCHOOL DISTRICT  
STARK COUNTY, OHIO**

NOTES TO THE BASIC FINANCIAL STATEMENTS  
FOR THE FISCAL YEAR ENDED JUNE 30, 2023

**NOTE 14 - CONTINGENCIES**

**A. Grants**

The District receives significant financial assistance from numerous federal, State and local agencies in the form of grants. The disbursement of funds received under these programs generally requires compliance with terms and conditions specified in the grant agreements and are subject to audit by the grantor agencies. Any disallowed claims resulting from such audits could become a liability of the District. However, in the opinion of management, any such disallowed claims will not have a material effect on the financial position of the District.

**B. Litigation**

The District is a party to legal proceedings. However, the outcome of any legal action is unknown at this time and the District is not able to estimate the financial impact, if any, on the financial statements.

**C. Foundation Funding**

Foundation funding is based on the annualized full-time equivalent (FTE) enrollment of each student. Traditional districts must comply with minimum hours of instruction, instead of a minimum number of school days each year. The funding formula the Ohio Department of Education (ODE) is legislatively required to follow will continue to adjust as enrollment information is updated by the District, which can extend past the fiscal year-end. As of the date of this report, ODE has not finalized the impact of enrollment adjustments to the June 30, 2023 Foundation funding for the District; therefore, the financial statement impact is not determinable at this time. ODE and management believe this will result in either a receivable to or liability of the District.

**NOTE 15 - SET-ASIDES**

The District is required by State law to annually set-aside certain general fund revenue amounts, as defined by statutory formula, for the acquisition and construction of capital improvements. Amounts not spent by the end of the fiscal year or offset by similarly restricted resources received during the year must be held in cash at fiscal year-end. This amount must be carried forward to be used for the same purpose in future years. Expenditures exceeding the set-aside requirement may not be carried forward to the next fiscal year.

The following cash-basis information describes the change in the fiscal year-end set-aside amount for capital improvements. Disclosure of this information is required by State statute.

	<u>Capital Improvements</u>
Set-aside balance June 30, 2022	\$ -
Current year set-aside requirement	269,081
Current year offsets	<u>(269,081)</u>
Total	<u>\$ -</u>
Set-aside balance June 30, 2023	<u><u>\$ -</u></u>

During fiscal year 2006, the District issued a total of \$12,399,985 in capital related school improvement bonds. These proceeds may be used to reduce capital acquisition below zero for future years. The amount presented for Prior Year Offset from Bond Proceeds is limited to an amount needed to reduce the reserve for capital improvement to \$0. The District is responsible for tracking the amount of the bond proceeds that may be used as an offset in future periods, which was \$11,184,985 at June 30, 2023.

**SANDY VALLEY LOCAL SCHOOL DISTRICT  
STARK COUNTY, OHIO**

NOTES TO THE BASIC FINANCIAL STATEMENTS  
FOR THE FISCAL YEAR ENDED JUNE 30, 2023

**NOTE 16 - OTHER COMMITMENTS**

The District utilizes encumbrance accounting as part of its budgetary controls. Encumbrances outstanding at year end may be reported as part of restricted, committed, or assigned classifications of fund balance. At year end, the District's commitments for encumbrances in the governmental funds were as follows:

<u>Fund</u>	<u>Year-End</u>
General fund	\$ 1,746,287
Nonmajor governmental	<u>325,292</u>
Total	<u>\$ 2,071,579</u>

**NOTE 17 - INTERFUND TRANSACTIONS**

Amounts due to/from other funds consisted of the following at June 30, 2023, as reported on the fund financial statements:

<u>Receivable fund</u>	<u>Payable fund</u>	<u>Amount</u>
General fund	Nonmajor governmental funds	<u>\$ 796,078</u>

The primary purpose of the interfund balances is to cover negative cash balances in specific funds where revenues were requested, but were not received by June 30. These interfund balances will be repaid once the anticipated revenues are received.

Interfund balances between governmental funds are eliminated on the government-wide financial statements.



REQUIRED SUPPLEMENTARY INFORMATION

**SANDY VALLEY LOCAL SCHOOL DISTRICT  
STARK COUNTY, OHIO**

SCHEDULES OF REQUIRED SUPPLEMENTARY INFORMATION

SCHEDULE OF THE DISTRICT'S PROPORTIONATE SHARE OF  
THE NET PENSION LIABILITY  
SCHOOL EMPLOYEES RETIREMENT SYSTEM (SERS) OF OHIO

LAST TEN FISCAL YEARS

	<u>2023</u>	<u>2022</u>	<u>2021</u>	<u>2020</u>
District's proportion of the net pension liability	0.06092630%	0.06530410%	0.06192630%	0.06022480%
District's proportionate share of the net pension liability	\$ 3,295,368	\$ 2,409,532	\$ 4,095,936	\$ 3,603,355
District's covered payroll	\$ 2,366,186	\$ 2,292,586	\$ 2,179,686	\$ 1,997,904
District's proportionate share of the net pension liability as a percentage of its covered payroll	139.27%	105.10%	187.91%	180.36%
Plan fiduciary net position as a percentage of the total pension liability	75.82%	82.86%	68.55%	70.85%

Amounts presented for each fiscal year were determined as of the District's measurement date which is the prior year-end.

SEE ACCOMPANYING NOTES TO THE REQUIRED SUPPLEMENTARY INFORMATION

<u>2019</u>	<u>2018</u>	<u>2017</u>	<u>2016</u>	<u>2015</u>	<u>2014</u>
0.06255590%	0.05944750%	0.05665060%	0.05481420%	0.05506400%	0.05506400%
\$ 3,582,692	\$ 3,551,857	\$ 4,146,301	\$ 3,127,751	\$ 2,786,758	\$ 3,274,479
\$ 1,960,200	\$ 2,041,750	\$ 1,848,057	\$ 1,650,190	\$ 1,600,051	\$ 1,623,577
182.77%	173.96%	224.36%	189.54%	174.17%	201.68%
71.36%	69.50%	62.98%	69.16%	71.70%	65.52%

**SANDY VALLEY LOCAL SCHOOL DISTRICT  
STARK COUNTY, OHIO**

SCHEDULES OF REQUIRED SUPPLEMENTARY INFORMATION

SCHEDULE OF THE DISTRICT'S PROPORTIONATE SHARE OF  
THE NET PENSION LIABILITY  
STATE TEACHERS RETIREMENT SYSTEM (STRS) OF OHIO

LAST TEN FISCAL YEARS

	<u>2023</u>	<u>2022</u>	<u>2021</u>	<u>2020</u>
District's proportion of the net pension liability	0.06317607%	0.06188890%	0.05837379%	0.05815922%
District's proportionate share of the net pension liability	\$ 14,044,120	\$ 7,913,052	\$ 14,124,380	\$ 12,861,562
District's covered payroll	\$ 8,254,307	\$ 7,749,600	\$ 7,107,486	\$ 6,858,971
District's proportionate share of the net pension liability as a percentage of its covered payroll	170.14%	102.11%	198.73%	187.51%
Plan fiduciary net position as a percentage of the total pension liability	78.88%	87.78%	75.48%	77.40%

Amounts presented for each fiscal year were determined as of the District's measurement date which is the prior year-end.

SEE ACCOMPANYING NOTES TO THE REQUIRED SUPPLEMENTARY INFORMATION

<u>2019</u>	<u>2018</u>	<u>2017</u>	<u>2016</u>	<u>2015</u>	<u>2014</u>
0.05793170%	0.05565777%	0.05410905%	0.05437947%	0.05625925%	0.05625925%
\$ 12,737,880	\$ 13,221,623	\$ 18,111,930	\$ 15,028,895	\$ 13,684,197	\$ 16,300,525
\$ 6,703,543	\$ 6,267,007	\$ 5,606,543	\$ 5,744,936	\$ 5,748,146	\$ 5,901,508
190.02%	210.97%	323.05%	261.60%	238.06%	276.21%
77.31%	75.30%	66.80%	72.10%	74.70%	69.30%

**SANDY VALLEY LOCAL SCHOOL DISTRICT  
STARK COUNTY, OHIO**

SCHEDULES OF REQUIRED SUPPLEMENTARY INFORMATION

SCHEDULE OF DISTRICT PENSION CONTRIBUTIONS  
SCHOOL EMPLOYEES RETIREMENT SYSTEM (SERS) OF OHIO

LAST TEN FISCAL YEARS

	<u>2023</u>	<u>2022</u>	<u>2021</u>	<u>2020</u>
Contractually required contribution	\$ 327,846	\$ 331,266	\$ 320,962	\$ 305,156
Contributions in relation to the contractually required contribution	<u>(327,846)</u>	<u>(331,266)</u>	<u>(320,962)</u>	<u>(305,156)</u>
Contribution deficiency (excess)	<u>\$ -</u>	<u>\$ -</u>	<u>\$ -</u>	<u>\$ -</u>
District's covered payroll	\$ 2,341,757	\$ 2,366,186	\$ 2,292,586	\$ 2,179,686
Contributions as a percentage of covered payroll	14.00%	14.00%	14.00%	14.00%

SEE ACCOMPANYING NOTES TO THE REQUIRED SUPPLEMENTARY INFORMATION

<u>2019</u>	<u>2018</u>	<u>2017</u>	<u>2016</u>	<u>2015</u>	<u>2014</u>
\$ 269,717	\$ 264,627	\$ 285,845	\$ 258,728	\$ 217,495	\$ 221,767
<u>(269,717)</u>	<u>(264,627)</u>	<u>(285,845)</u>	<u>(258,728)</u>	<u>(217,495)</u>	<u>(221,767)</u>
<u>\$ -</u>	<u>\$ -</u>	<u>\$ -</u>	<u>\$ -</u>	<u>\$ -</u>	<u>\$ -</u>
\$ 1,997,904	\$ 1,960,200	\$ 2,041,750	\$ 1,848,057	\$ 1,650,190	\$ 1,600,051
13.50%	13.50%	14.00%	14.00%	13.18%	13.86%

**SANDY VALLEY LOCAL SCHOOL DISTRICT  
STARK COUNTY, OHIO**

SCHEDULES OF REQUIRED SUPPLEMENTARY INFORMATION

SCHEDULE OF DISTRICT PENSION CONTRIBUTIONS  
STATE TEACHERS RETIREMENT SYSTEM (STRS) OF OHIO

LAST TEN FISCAL YEARS

	<u>2023</u>	<u>2022</u>	<u>2021</u>	<u>2020</u>
Contractually required contribution	\$ 1,173,761	\$ 1,155,603	\$ 1,084,944	\$ 995,048
Contributions in relation to the contractually required contribution	<u>(1,173,761)</u>	<u>(1,155,603)</u>	<u>(1,084,944)</u>	<u>(995,048)</u>
Contribution deficiency (excess)	<u>\$ -</u>	<u>\$ -</u>	<u>\$ -</u>	<u>\$ -</u>
District's covered payroll	\$ 8,384,007	\$ 8,254,307	\$ 7,749,600	\$ 7,107,486
Contributions as a percentage of covered payroll	14.00%	14.00%	14.00%	14.00%

SEE ACCOMPANYING NOTES TO THE REQUIRED SUPPLEMENTARY INFORMATION



<u>2019</u>	<u>2018</u>	<u>2017</u>	<u>2016</u>	<u>2015</u>	<u>2014</u>
\$ 960,256	\$ 938,496	\$ 877,381	\$ 784,916	\$ 804,291	\$ 747,259
<u>(960,256)</u>	<u>(938,496)</u>	<u>(877,381)</u>	<u>(784,916)</u>	<u>(804,291)</u>	<u>(747,259)</u>
<u>\$ -</u>	<u>\$ -</u>	<u>\$ -</u>	<u>\$ -</u>	<u>\$ -</u>	<u>\$ -</u>
\$ 6,858,971	\$ 6,703,543	\$ 6,267,007	\$ 5,606,543	\$ 5,744,936	\$ 5,748,146
14.00%	14.00%	14.00%	14.00%	14.00%	13.00%

**SANDY VALLEY LOCAL SCHOOL DISTRICT  
STARK COUNTY, OHIO**

SCHEDULES OF REQUIRED SUPPLEMENTARY INFORMATION

SCHEDULE OF THE DISTRICT'S PROPORTIONATE SHARE OF  
THE NET OPEB LIABILITY  
SCHOOL EMPLOYEES RETIREMENT SYSTEM (SERS) OF OHIO

LAST SEVEN FISCAL YEARS

	<u>2023</u>	<u>2022</u>	<u>2021</u>	<u>2020</u>
District's proportion of the net OPEB liability	0.06240090%	0.06709020%	0.06423610%	0.06134850%
District's proportionate share of the net OPEB liability	\$ 876,115	\$ 1,269,737	\$ 1,396,061	\$ 1,542,786
District's covered payroll	\$ 2,366,186	\$ 2,292,586	\$ 2,179,686	\$ 1,997,904
District's proportionate share of the net OPEB liability as a percentage of its covered payroll	37.03%	55.38%	64.05%	77.22%
Plan fiduciary net position as a percentage of the total OPEB liability	30.34%	24.08%	18.17%	15.57%

Note: Information prior to 2017 was unavailable. Schedule is intended to show information for 10 years. Additional years will be displayed as they become available.

Amounts presented for each fiscal year were determined as of the District's measurement date which is the prior year-end.

SEE ACCOMPANYING NOTES TO THE REQUIRED SUPPLEMENTARY INFORMATION

<u>2019</u>	<u>2018</u>	<u>2017</u>
0.06310250%	0.06032960%	0.05728277%
\$ 1,750,634	\$ 1,619,088	\$ 1,632,771
\$ 1,960,200	\$ 2,041,750	\$ 1,848,057
89.31%	79.30%	88.35%
13.57%	12.46%	11.49%

**SANDY VALLEY LOCAL SCHOOL DISTRICT  
STARK COUNTY, OHIO**

SCHEDULES OF REQUIRED SUPPLEMENTARY INFORMATION

SCHEDULE OF THE DISTRICT'S PROPORTIONATE SHARE OF  
THE NET OPEB LIABILITY/ASSET  
STATE TEACHERS RETIREMENT SYSTEM (STRS) OF OHIO

LAST SEVEN FISCAL YEARS

	<u>2023</u>	<u>2022</u>	<u>2021</u>	<u>2020</u>
District's proportion of the net OPEB liability/asset	0.06317607%	0.06188890%	0.05837379%	0.05815922%
District's proportionate share of the net OPEB liability/(asset)	\$ (1,635,838)	\$ (1,304,877)	\$ (1,025,919)	\$ (963,256)
District's covered payroll	\$ 8,254,307	\$ 7,749,600	\$ 7,107,486	\$ 6,858,971
District's proportionate share of the net OPEB liability/asset as a percentage of its covered payroll	19.82%	16.84%	14.43%	14.04%
Plan fiduciary net position as a percentage of the total OPEB liability/asset	230.73%	174.73%	174.70%	174.70%

Note: Information prior to 2017 was unavailable. Schedule is intended to show information for 10 years. Additional years will be displayed as they become available.

Amounts presented for each fiscal year were determined as of the District's measurement date which is the prior year-end.

SEE ACCOMPANYING NOTES TO THE REQUIRED SUPPLEMENTARY INFORMATION

<u>2019</u>	<u>2018</u>	<u>2017</u>
0.05793170%	0.05565777%	0.05410905%
\$ (930,903)	\$ 2,171,561	\$ 2,893,766
\$ 6,703,543	\$ 6,267,007	\$ 5,606,543
13.89%	34.65%	51.61%
176.00%	47.10%	37.30%

**SANDY VALLEY LOCAL SCHOOL DISTRICT  
STARK COUNTY, OHIO**

SCHEDULES OF REQUIRED SUPPLEMENTARY INFORMATION

SCHEDULE OF DISTRICT OPEB CONTRIBUTIONS  
SCHOOL EMPLOYEES RETIREMENT SYSTEM (SERS) OF OHIO

LAST TEN FISCAL YEARS

	<u>2023</u>	<u>2022</u>	<u>2021</u>	<u>2020</u>
Contractually required contribution	\$ 43,810	\$ 41,279	\$ 41,960	\$ 41,150
Contributions in relation to the contractually required contribution	<u>(43,810)</u>	<u>(41,279)</u>	<u>(41,960)</u>	<u>(41,150)</u>
Contribution deficiency (excess)	<u>\$ -</u>	<u>\$ -</u>	<u>\$ -</u>	<u>\$ -</u>
District's covered payroll	\$ 2,341,757	\$ 2,366,186	\$ 2,292,586	\$ 2,179,686
Contributions as a percentage of covered payroll	1.87%	1.74%	1.83%	1.89%

SEE ACCOMPANYING NOTES TO THE REQUIRED SUPPLEMENTARY INFORMATION

<u>2019</u>	<u>2018</u>	<u>2017</u>	<u>2016</u>	<u>2015</u>	<u>2014</u>
\$ 45,701	\$ 42,290	\$ 32,900	\$ 28,443	\$ 41,407	\$ 29,829
<u>(45,701)</u>	<u>(42,290)</u>	<u>(32,900)</u>	<u>(28,443)</u>	<u>(41,407)</u>	<u>(29,829)</u>
<u>\$ -</u>	<u>\$ -</u>	<u>\$ -</u>	<u>\$ -</u>	<u>\$ -</u>	<u>\$ -</u>
\$ 1,997,904	\$ 1,960,200	\$ 2,041,750	\$ 1,848,057	\$ 1,650,190	\$ 1,600,051
2.29%	2.16%	1.61%	1.54%	2.51%	1.86%

**SANDY VALLEY LOCAL SCHOOL DISTRICT  
STARK COUNTY, OHIO**

SCHEDULES OF REQUIRED SUPPLEMENTARY INFORMATION

SCHEDULE OF DISTRICT OPEB CONTRIBUTIONS  
STATE TEACHERS RETIREMENT SYSTEM (STRS) OF OHIO

LAST TEN FISCAL YEARS

	<u>2023</u>	<u>2022</u>	<u>2021</u>	<u>2020</u>
Contractually required contribution	\$ -	\$ -	\$ -	\$ -
Contributions in relation to the contractually required contribution	<u>-</u>	<u>-</u>	<u>-</u>	<u>-</u>
Contribution deficiency (excess)	<u>\$ -</u>	<u>\$ -</u>	<u>\$ -</u>	<u>\$ -</u>
District's covered payroll	\$ 8,384,007	\$ 8,254,307	\$ 7,749,600	\$ 7,107,486
Contributions as a percentage of covered payroll	0.00%	0.00%	0.00%	0.00%

SEE ACCOMPANYING NOTES TO THE REQUIRED SUPPLEMENTARY INFORMATION



<u>2019</u>	<u>2018</u>	<u>2017</u>	<u>2016</u>	<u>2015</u>	<u>2014</u>
\$ -	\$ -	\$ -	\$ -	\$ -	\$ 57,481
-	-	-	-	-	(57,481)
<u>\$ -</u>	<u>\$ -</u>	<u>\$ -</u>	<u>\$ -</u>	<u>\$ -</u>	<u>\$ -</u>
\$ 6,858,971	\$ 6,703,543	\$ 6,267,007	\$ 5,606,543	\$ 5,744,936	\$ 5,748,146
0.00%	0.00%	0.00%	0.00%	0.00%	1.00%

**SANDY VALLEY LOCAL SCHOOL DISTRICT  
STARK COUNTY, OHIO**

NOTES TO THE REQUIRED SUPPLEMENTARY INFORMATION  
FOR THE FISCAL YEAR ENDED JUNE 30, 2023

PENSION

---

*SCHOOL EMPLOYEES RETIREMENT SYSTEM (SERS) OF OHIO*

*Changes in benefit terms :*

- There were no changes in benefit terms from the amounts reported for fiscal year 2014.
- There were no changes in benefit terms from the amounts reported for fiscal year 2015.
- There were no changes in benefit terms from the amounts reported for fiscal year 2016.
- There were no changes in benefit terms from the amounts reported for fiscal year 2017.
- For fiscal year 2018, SERS changed from a fixed 3% annual increase to a Cost of Living Adjustment (COLA) based on the changes in the Consumer Price Index (CPI-W), with a cap of 2.5% and a floor of 0%.
- For fiscal year 2019, with the authority granted the Board under Senate Bill 8, the Board has enacted a three year COLA delay for future benefit recipients commencing benefits on or after April 1, 2018.
- There were no changes in benefit terms from the amounts previously reported for fiscal year 2020.
- There were no changes in benefit terms from the amounts previously reported for fiscal year 2021.
- For fiscal year 2022, SERS changed from a Cost of Living Adjustment (COLA) of 2.5% to 2.0%.
- There were no changes in benefit terms from the amounts reported for fiscal year 2023.

*Changes in assumptions :*

- There were no changes in methods and assumptions used in the calculation of actuarial determined contributions for fiscal year 2014.
- There were no changes in methods and assumptions used in the calculation of actuarial determined contributions for fiscal year 2015.
- There were no changes in methods and assumptions used in the calculation of actuarial determined contributions for fiscal year 2016.
- For fiscal year 2017, the following changes of assumptions affected the total pension liability since the prior measurement date: (a) the assumed rate of inflation was reduced from 3.25% to 3.00%, (b) payroll growth assumption was reduced from 4.00% to 3.50%, (c) assumed real wage growth was reduced from 0.75% to 0.50%, (d) rates of withdrawal, retirement and disability were updated to reflect recent experience, (e) mortality among active members was updated to RP-2014 Blue Collar Mortality Table with fully generational projection and a five year age set-back for both males and females, (f) mortality among service retired members and beneficiaries was updated to the following RP-2014 Blue Collar Mortality Table with fully generational projection with Scale BB, 120% of male rates and 110% of female rates, (g) mortality among disabled members was updated to RP-2000 Disabled Mortality Table, 90% for male rates and 100% for female rates, set back five years is used for the period after disability retirement and (h) the discount rate was reduced from 7.75% to 7.50%.
- There were no changes in methods and assumptions used in the calculation of actuarial determined contributions for fiscal year 2018.
- There were no changes in methods and assumptions used in the calculation of actuarial determined contributions for fiscal year 2019.
- There were no changes in methods and assumptions used in the calculation of actuarial determined contributions for fiscal year 2020.
- There were no changes in methods and assumptions used in the calculation of actuarial determined contributions for fiscal year 2021.
- For fiscal year 2022, the following changes of assumptions affected the total pension liability since the prior measurement date: (a) wage inflation decreased from 3.00% to 2.40%, (b) future salary increases changed from 3.50%-18.20% to 3.25%-13.58%, (c) investment rate of return decreased from 7.50% to 7.00%, (d) discount rate decreased from 7.50% to 7.00% and (e) mortality tables changed from the RP-2014 Blue Collar mortality table to the PUB-2010 General Employee Amount Weighted Below Median Healthy Retiree mortality table.
- There were no changes in methods and assumptions used in the calculation of actuarial determined contributions for fiscal year 2023.

(Continued)

**SANDY VALLEY LOCAL SCHOOL DISTRICT  
STARK COUNTY, OHIO**

NOTES TO THE REQUIRED SUPPLEMENTARY INFORMATION (CONTINUED)  
FOR THE FISCAL YEAR ENDED JUNE 30, 2023

---

PENSION (CONTINUED)

---

*STATE TEACHERS RETIREMENT SYSTEM (STRS) OF OHIO*

*Changes in benefit terms :*

- There were no changes in benefit terms from the amounts reported for fiscal year 2014.
- There were no changes in benefit terms from the amounts reported for fiscal year 2015.
- There were no changes in benefit terms from the amounts reported for fiscal year 2016.
- There were no changes in benefit terms from the amounts reported for fiscal year 2017.
- For fiscal year 2018, STRS decreased the Cost of Living Adjustment (COLA) to zero.
- There were no changes in benefit terms from amounts previously reported for fiscal year 2019.
- There were no changes in benefit terms from amounts previously reported for fiscal year 2020.
- There were no changes in benefit terms from amounts previously reported for fiscal year 2021.
- There were no changes in benefit terms from amounts previously reported for fiscal year 2022.
- There were no changes in benefit terms from amounts previously reported for fiscal year 2023.

*Changes in assumptions :*

- There were no changes in methods and assumptions used in the calculation of actuarial determined contributions for fiscal year 2014.
- There were no changes in methods and assumptions used in the calculation of actuarial determined contributions for fiscal year 2015.
- There were no changes in methods and assumptions used in the calculation of actuarial determined contributions for fiscal year 2016.
- There were no changes in methods and assumptions used in the calculation of actuarial determined contributions for fiscal year 2017.
- For fiscal year 2018, the following changes of assumption affected the total pension liability since the prior measurement date: (a) the long-term expected rate of return was reduced from 7.75% to 7.45%, (b) the inflation assumption was lowered from 2.75% to 2.50%, (c) the payroll growth assumption was lowered to 3.00%, (d) total salary increases rate was lowered by decreasing the merit component of the individual salary increases, in addition to a decrease of 0.25% due to lower inflation, (e) the healthy and disabled mortality assumptions were updated to the RP-2014 mortality tables with generational improvement scale MP-2016 and (f) rates of retirement, termination and disability were modified to better reflect anticipated future experience.
- There were no changes in methods and assumptions used in the calculation of actuarial determined contributions for fiscal year 2019.
- There were no changes in methods and assumptions used in the calculation of actuarial determined contributions for fiscal year 2020.
- There were no changes in methods and assumptions used in the calculation of actuarial determined contributions for fiscal year 2021.
- For fiscal year 2022, the following changes of assumption affected the total pension liability since the prior measurement date: (a) the long-term expected rate of return was reduced from 7.45% to 7.00% and (b) the discount rate of return was reduced from 7.45% to 7.00%.
- For fiscal year 2023, the following changes of assumption affected the total pension liability since the prior measurement date: (a) the projected salary increases went from 12.50% at age 20 to 2.50% at age 65 to varies by service from 2.50% to 8.50%.

---

OTHER POSTEMPLOYMENT BENEFITS (OPEB)

---

*SCHOOL EMPLOYEES RETIREMENT SYSTEM (SERS) OF OHIO*

*Changes in benefit terms :*

- There were no changes in benefit terms from the amounts reported for fiscal year 2017.
- There were no changes in benefit terms from the amounts reported for fiscal year 2018.
- There were no changes in benefit terms from the amounts reported for fiscal year 2019.
- There were no changes in benefit terms from the amounts reported for fiscal year 2020.
- There were no changes in benefit terms from the amounts reported for fiscal year 2021.
- There were no changes in benefit terms from the amounts reported for fiscal year 2022.
- There were no changes in benefit terms from the amounts reported for fiscal year 2023.

(Continued)

**SANDY VALLEY LOCAL SCHOOL DISTRICT  
STARK COUNTY, OHIO**

NOTES TO THE REQUIRED SUPPLEMENTARY INFORMATION (CONTINUED)  
FOR THE FISCAL YEAR ENDED JUNE 30, 2023

OTHER POSTEMPLOYMENT BENEFITS (OPEB) (CONTINUED)

---

*SCHOOL EMPLOYEES RETIREMENT SYSTEM (SERS) OF OHIO (CONTINUED)*

*Changes in assumptions:*

- For fiscal year 2017, the following changes of assumptions affected the total OPEB liability since the prior measurement date: (a) assumed rate of inflation was reduced from 3.25% to 3.00%, (b) payroll growth assumption was reduced from 4.00% to 3.50%, (c) assumed real wage growth was reduced from 0.75% to 0.50%, (d) rates of withdrawal, retirement, and disability were updated to reflect recent experience, (e) mortality among active members was updated to the following: RP-2014 Blue Collar Mortality Table with fully generational projection and a five-year age set-back for both males and females, (f) mortality among service retired members and beneficiaries was updated to the following: RP-2014 Blue Collar Mortality Table with fully generational projection with Scale BB, 120% of male rates, and 110% of female rates, (g) mortality among disabled members was updated to the following: RP-2000 Disabled Mortality Table, 90% for male rates and 100% for female rates, set back five years is used for the period after disability retirement.
  
- For fiscal year 2018, the following changes of assumptions affected the total OPEB liability since the prior measurement date: (a) assumed rate of inflation was reduced from 3.25% to 3.00%, (b) payroll growth assumption was reduced from 4.00% to 3.50%, (c) assumed real wage growth was reduced from 0.75% to 0.50%, (d) rates of withdrawal, retirement, and disability were updated to reflect recent experience, (e) mortality among active members was updated to the following: RP-2014 Blue Collar Mortality Table with fully generational projection and a five-year age set-back for both males and females, (f) mortality among service retired members and beneficiaries was updated to the following: RP-2014 Blue Collar Mortality Table with fully generational projection with Scale BB, 120% of male rates, and 110% of female rates, (g) mortality among disabled members was updated to the following: RP-2000 Disabled Mortality Table, 90% for male rates and 100% for female rates, set back five years is used for the period after disability retirement, (h) the municipal bond index rate increased from 2.92% to 3.56% and (i) the single equivalent interest rate, net of plan investment expense, including price inflation increased from 2.98% to 3.63%.
  
- For fiscal year 2019, the following changes of assumptions affected the total OPEB liability since the prior measurement date: (a) the discount rate increased from 3.63% to 3.70%, (b) the health care cost trend rates for Medicare were changed from a range of 5.50%-5.00% to a range of 5.375%-4.75% and Pre-Medicare were changed from a range of 7.50%-5.00% to a range of 7.25%-4.75%, (c) the municipal bond index rate increased from 3.56% to 3.62% and (d) the single equivalent interest rate, net of plan investment expense, including price inflation increased from 3.63% to 3.70%.
  
- For fiscal year 2020, the following changes of assumptions affected the total OPEB liability since the prior measurement date: (a) the discount rate decreased from 3.70% to 3.22%, (b) the health care cost trend rates for Medicare were changed from a range of 5.375%-4.75% to a range of 5.25%-4.75% and Pre-Medicare were changed from a range of 7.25%-4.75% to a range of 7.00%-4.75%, (c) the municipal bond index rate decreased from 3.62% to 3.13% and (d) the single equivalent interest rate, net of plan investment expense, including price inflation decreased from 3.70% to 3.22%.
  
- For fiscal year 2021, the following changes of assumptions affected the total OPEB liability since the prior measurement date: (a) the discount rate decreased from 3.22% to 2.63% and (b) the municipal bond index rate decreased from 3.13% to 2.45%, and (c) the single equivalent interest rate, net of plan investment expense, including price inflation decreased from 3.22% to 2.63%.
  
- For fiscal year 2022, the following changes of assumptions affected the total OPEB liability since the prior measurement date: (a) wage inflation decreased from 3.00% to 2.40%, (b) future salary increases changed from 3.50%-18.20% to 3.25%-13.58%, (c) investment rate of return decreased from 7.50% to 7.00%, (d) discount rate decreased from 7.50% to 7.00% and (e) mortality tables changed from the RP-2014 Blue Collar mortality table to the PUB-2010 General Employee Amount Weighted Below Median Healthy Retiree mortality table.
  
- For fiscal year 2023, the following changes of assumptions affected the total OPEB liability since the prior measurement date: (a) municipal bond index rate went from 1.92% to 3.69%, (b) single equivalent interest rate when from 2.27% to 4.08% and (c) medical trend assumptions went from 5.125% to 4.40% Medicare and 6.75% to 4.40% Pre-Medicare to 7.00% to 4.40%.

(Continued)

**SANDY VALLEY LOCAL SCHOOL DISTRICT  
STARK COUNTY, OHIO**

NOTES TO THE REQUIRED SUPPLEMENTARY INFORMATION (CONTINUED)  
FOR THE FISCAL YEAR ENDED JUNE 30, 2023

OTHER POSTEMPLOYMENT BENEFITS (OPEB) (CONTINUED)

---

*STATE TEACHERS RETIREMENT SYSTEM (STRS) OF OHIO*

*Changes in benefit terms :*

- There were no changes in benefit terms from the amounts previously reported for fiscal year 2017.
- For fiscal year 2018, STRS reduced the subsidy multiplier for non-Medicare benefit recipients from 2.1% to 1.9% per year of service. Medicare Part B premium reimbursements were discontinued for certain survivors and beneficiaries and all remaining Medicare Part B premium reimbursements will be discontinued beginning January 2019.
- For fiscal year 2019, STRS increased the subsidy multiplier for non-Medicare benefit recipients from 1.9% to 1.944% per year of service effective January 1, 2019. The non-Medicare frozen subsidy base premium was increased January 1, 2019 and all remaining Medicare Part B premium reimbursements will be discontinued beginning January 1, 2020.
- For fiscal year 2020, STRS increased the subsidy percentage from 1.944% to 1.984% effective January 1, 2020. The Medicare subsidy percentages were adjusted effective January 1, 2021 to 2.1% for the Medicare plan. The Medicare Part B monthly reimbursement elimination date was postponed to January 1, 2021.
- For fiscal year 2021, the non-Medicare subsidy percentage was increased effective January 1, 2021 from 1.984% to 2.055% per year of service. The non-Medicare frozen subsidy base premium was increased effective January 1, 2021. The Medicare subsidy percentages were adjusted effective January 1, 2021 to 2.1% for the AMA Medicare plan. The Medicare Part B monthly reimbursement elimination date was postponed indefinitely.
- For fiscal year 2022, the non-Medicare subsidy percentage was increased effective January 1, 2022 from 2.055% to 2.100%. The non-Medicare frozen subsidy base premium was increased effective January 1, 2022. The Medicare Part D subsidy was updated to reflect it is expected to be negative in CY2022. The Part B monthly reimbursement elimination date was postponed indefinitely.
- There were no changes in benefit terms from the amounts previously reported for fiscal year 2023.

*Changes in assumptions :*

- There were no changes in methods and assumptions used in the calculation of actuarial determined contributions for fiscal year 2017.
- For fiscal year 2018, the following changes of assumptions affected the total OPEB liability since the prior measurement date: (a) the discount rate was increased from 3.26% to 4.13% based on the methodology defined under GASB Statement No. 74, Financial Reporting for Postemployment Benefit Plans Other Than Pension Plans (OPEB), (b) the long term expected rate of return was reduced from 7.75% to 7.45%, (c) valuation year per capita health care costs were updated, and the salary scale was modified, (d) the percentage of future retirees electing each option was updated based on current data and the percentage of future disabled retirees and terminated vested participants electing health coverage were decreased and (e) the assumed mortality, disability, retirement, withdrawal and future health care cost trend rates were modified along with the portion of rebated prescription drug costs.
- For fiscal year 2019, the following changes of assumptions affected the total OPEB liability/asset since the prior measurement date: (a) the discount rate was increased from the blended rate of 4.13% to the long-term expected rate of return of 7.45% based on the methodology defined under GASB Statement No. 74, Financial Reporting for Postemployment Benefit Plans Other Than Pension Plans (OPEB) and (b) decrease in health care cost trend rates from 6.00%-11.00% initial; 4.50% ultimate down to Medical Pre-Medicare 6.00% and Medicare 5.00% initial; 4.00% ultimate and Prescription Drug Pre-Medicare 8.00% and Medicare (5.23%) initial; 4.00% ultimate.
- For fiscal year 2020, health care cost trend rates were changed to the following: medical pre-Medicare from 6.00% initial - 4.00% ultimate down to 5.87% initial - 4.00% ultimate; medical Medicare from 5.00% initial - 4.00% ultimate down to 4.93% initial - 4.00% ultimate; prescription drug pre-Medicare from 8.00% initial - 4.00% ultimate down to 7.73% initial - 4.00% ultimate and (5.23%) initial - 4.00% ultimate up to 9.62% initial - 4.00% ultimate.

(Continued)

**SANDY VALLEY LOCAL SCHOOL DISTRICT  
STARK COUNTY, OHIO**

NOTES TO THE REQUIRED SUPPLEMENTARY INFORMATION (CONTINUED)  
FOR THE FISCAL YEAR ENDED JUNE 30, 2023

OTHER POSTEMPLOYMENT BENEFITS (OPEB) (CONTINUED)

---

*STATE TEACHERS RETIREMENT SYSTEM (STRS) OF OHIO (CONTINUED)*

*Changes in assumptions (continued):*

- For fiscal year 2021, health care cost trend rates were changed to the following: medical pre-Medicare from 5.87% initial - 4.00% ultimate down to 5.00% initial - 4.00% ultimate; medical Medicare from 4.93% initial - 4.00% ultimate down to -6.69% initial - 4.00% ultimate; prescription drug pre-Medicare from 7.73% initial - 4.00% ultimate down to 6.50% initial - 4.00% ultimate; prescription drug Medicare from 9.62% initial - 4.00% ultimate up to 11.87% initial - 4.00% ultimate.
- For fiscal year 2022, the following changes of assumption affected the total OPEB liability since the prior measurement date: (a) the long-term expected rate of return was reduced from 7.45% to 7.00%, (b) the discount rate of return was reduced from 7.45% to 7.00% and (c) health care cost trend rates were changed to the following: medical Medicare from -6.69% initial - 4.00% ultimate down to -16.18% initial - 4.00% ultimate; prescription drug Medicare from 11.87% initial - 4.00% ultimate up to 29.98% initial - 4.00% ultimate.
- For fiscal year 2023, the following changes of assumption affected the total OPEB liability since the prior measurement date: (a) projected salary increase went from 12.50% at age 20 to 2.50% at age 65 to varies by services from 2.50% to 8.50% and (b) health care cost trend rates were changed to the following: Pre-Medicare from 5.00% initial - 4.00% ultimate to 7.50% initial - 3.94% ultimate; medical Medicare from -16.18% initial - 4.00% ultimate to -68.78% initial - 3.94% ultimate; prescription drug Pre-Medicare from 6.50% initial - 4.00% ultimate to 9.00% initial - 3.94% ultimate; Medicare from 29.98% initial - 4.00% ultimate to -5.47% initial - 3.94% ultimate.

**SANDY VALLEY LOCAL SCHOOL DISTRICT  
STARK COUNTY, OHIO  
SCHEDULE OF EXPENDITURES OF FEDERAL AWARDS  
FOR THE FISCAL YEAR ENDED JUNE 30, 2023**

<b>Federal Grantor/ Pass-Through Grantor/ Program or Cluster Title</b>	Assistance Listing Number	Expenditures	Non-Cash Expenditures
<b><u>U.S. Department of Agriculture</u></b>			
<i>Passed through Ohio Department of Education</i>			
Child Nutrition Cluster:			
School Breakfast Program	10.553	\$ 214,387	\$ 0
National School Lunch Program	10.555	296,115	59,386
COVID - Food professional management	10.555	36,292	0
Total Child Nutrition Cluster		<u>546,794</u>	<u>59,386</u>
State Pandemic EBT Administrative Grants	10.649	628	
<b>Total U.S. Department of Agriculture</b>		<u>547,422</u>	<u>59,386</u>
<b><u>U.S. Department of Education</u></b>			
<i>Passed through Ohio Department of Education</i>			
Title I - Grants to Local Educational Agencies	84.010	438,704	0
Special Education Cluster (IDEA):			
Special Education - Grants to States	84.027	336,178	0
COVID-19 Special Education - Grants to States	24.027X	4,417	0
Special Education Preschool Grant	84.173	14,490	0
Total Special Education Cluster (IDEA)		<u>355,085</u>	<u>0</u>
Twenty-First Century Community Learning Centers	84.287	202,414	0
Improving Teacher Quality State Grants	84.367	114,821	0
Student Support and Academic Enrichment Program	84.424	21,618	0
Education Stabilization Fund -			
COVID 19 - ESSER II	84.425D	194,383	0
COVID-19 - ARP ESSER	84.425U	1,027,228	0
Total ALN #84.425D		<u>1,221,611</u>	<u>0</u>
<b>Total U.S. Department of Education</b>		<u>2,354,253</u>	<u>0</u>
<b>TOTAL EXPENDITURES OF FEDERAL AWARDS</b>		<u>\$ 2,901,675</u>	<u>\$ 59,386</u>

See accompanying notes to the Schedule of Expenditures of Federal Awards.

**SANDY VALLEY LOCAL SCHOOL DISTRICT  
STARK COUNTY, OHIO  
NOTES TO THE SCHEDULE OF EXPENDITURES OF FEDERAL AWARDS  
FOR THE FISCAL YEAR ENDED JUNE 30, 2023**

---

**NOTE 1: BASIS OF PRESENTATION**

The accompanying Schedule of Expenditures of Federal Awards (the Schedule) includes the federal award activity of Sandy Valley Local School District under programs of the federal government for the year ended June 30, 2023. The information in this Schedule is presented in accordance with the requirements of Title 2 U.S. Code of Federal Regulations (CFR) Part 200, *Uniform Administrative Requirements, Cost Principles, and Audit Requirements for Federal Awards* (Uniform Guidance). Because the Schedule presents only a selected portion of the operations of the Sandy Valley Local School District, it is not intended to and does not present the financial position or changes in net position of the Sandy Valley Local School District.

**NOTE 2: SUMMARY OF SIGNIFICANT ACCOUNTING POLICIES**

Expenditures reported on the Schedule are reported on the cash basis of accounting. Such expenditures are recognized following the cost principles contained in the Uniform Guidance, wherein certain types of expenditures are not allowable or are limited as to reimbursement.

**NOTE 3: INDIRECT COST RATE**

Sandy Valley Local School District has elected not to use the 10 percent de minimis indirect cost rate allowed under the Uniform Guidance.

**NOTE 4: CHILD NUTRITION CLUSTER**

Cash receipts from the U.S. Department of Agriculture are commingled with State grants. It is assumed federal monies are expended first.

**NOTE 5: FOOD DONATION PROGRAM**

Program regulations do not require the District to maintain separate inventory records for purchased food and food received from the U.S. Department of Agriculture. This non-monetary assistance (expenditures) is reported in the Schedule at the fair value of the commodities received.



**INDEPENDENT AUDITOR'S REPORT ON INTERNAL CONTROL OVER FINANCIAL REPORTING AND ON COMPLIANCE AND OTHER MATTERS BASED ON AN AUDIT OF FINANCIAL STATEMENTS PERFORMED IN ACCORDANCE WITH GOVERNMENT AUDITING STANDARDS**

Sandy Valley Local School District  
Stark County  
5362 State Route 183 NE  
Magnolia, Ohio 44643

To the Members of the Board of Education:

We have audited, in accordance with the auditing standards generally accepted in the United States of America and the standards applicable to financial audits contained in *Government Auditing Standards* issued by the Comptroller General of the United States, the financial statements of the governmental activities, each major fund, and the aggregate remaining fund information of the Sandy Valley Local School District, Stark County, Ohio, (the District) as of and for the year ended June 30, 2023, and the related notes to the financial statements, which collectively comprise the District's basic financial statements, and have issued our report thereon dated January 30, 2024.

**Report on Internal Control Over Financial Reporting**

In planning and performing our audit of the financial statements, we considered the District's internal control over financial reporting (internal control) to determine the audit procedures that are appropriate in the circumstances for the purpose of expressing our opinions on the financial statements, but not for the purpose of expressing an opinion on the effectiveness of the District's internal control. Accordingly, we do not express an opinion on the effectiveness of the District's internal control.

A *deficiency in internal control* exists when the design or operation of a control does not allow management or employees, in the normal course of performing their assigned functions, to prevent, or detect and correct, misstatements on a timely basis. A *material weakness* is a deficiency, or a combination of deficiencies, in internal control, such that there is a reasonable possibility that a material misstatement of the District's financial statements will not be prevented, or detected and corrected, on a timely basis. A *significant deficiency* is a deficiency, or a combination of deficiencies, in internal control that is less severe than a material weakness, yet important enough to merit attention by those charged with governance.

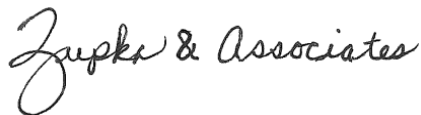
Our consideration of internal control was for the limited purpose described in the first paragraph of this section and was not designed to identify all deficiencies in internal control that might be material weaknesses or significant deficiencies. Given these limitations, during our audit we did not identify any deficiencies in internal control that we consider to be material weaknesses. However, material weaknesses or significant deficiencies may exist that have not been identified.

### **Report on Compliance and Other Matters**

As part of obtaining reasonable assurance about whether the District's financial statements are free from material misstatement, we performed tests of its compliance with certain provisions of laws, regulations, contracts, and grant agreements, noncompliance with which could have a direct and material effect on the determination of financial statement amounts. However, providing an opinion on compliance with those provisions was not an objective of our audit, and accordingly, we do not express such an opinion. The results of our tests disclosed no instances of noncompliance or other matters that are required to be reported under Government Auditing Standards.

### **Purpose of This Report**

The purpose of this report is solely to describe the scope of our testing of internal control and compliance and the results of that testing, and not to provide an opinion on the effectiveness of the District's internal control or on compliance. This report is an integral part of an audit performed in accordance with *Government Auditing Standards* in considering the District's internal control and compliance. Accordingly, this communication is not suitable for any other purpose.



Zupka & Associates  
Certified Public Accountants

January 30, 2024

**INDEPENDENT AUDITOR'S REPORT ON COMPLIANCE FOR EACH MAJOR  
FEDERAL PROGRAM AND ON INTERNAL CONTROL OVER COMPLIANCE  
REQUIRED BY THE UNIFORM GUIDANCE**

Sandy Valley Local School District  
Stark County  
5362 State Route 183 NE  
Magnolia, Ohio 44643

To the Members of the Board of Education:

**Report on Compliance for Each Major Federal Program**

***Opinion on Each Major Federal Program***

We have audited the Sandy Valley Local School District, Stark County, Ohio's (the District) compliance with the types of compliance requirements identified as subject to audit in the OMB *Compliance Supplement* that could have a direct and material effect on the District's major federal program for the year ended June 30, 2023. The District's major federal program is identified in the summary of auditor's results section of the accompanying Schedule of Findings and Questioned Costs.

In our opinion, the Sandy Valley Local School District complied, in all material respects, with the types of compliance requirements referred to above that could have a direct and material effect on its major federal program for the year ended June 30, 2023.

***Basis for Opinion on Each Major Federal Program***

We conducted an audit of compliance in accordance with auditing standards generally accepted in the United States of America (GAAS); the standards applicable to financial audits contained in *Government Auditing Standards* issued by the Comptroller General of the United States (*Government Auditing Standards*); and the audit requirements of Title 2 U.S. *Code of Federal Regulations* Part 200, *Uniform Administrative Requirements for Federal Awards* (Uniform Guidance). Our responsibilities under those standards and the Uniform Guidance are further described in the Auditor's Responsibilities for the Audit of Compliance section of our report.

We are required to be independent of the Sandy Valley Local School District, and to meet our other ethical responsibilities, in accordance with relevant ethical requirements relating to our audit. We believe that the audit evidence we have obtained is sufficient and appropriate to provide a basis for our opinion on compliance for each major federal program. Our audit does not provide a legal determination of the Sandy Valley Local School District's compliance with the compliance requirements referred to above.

***Responsibilities of Management for Compliance***

Management is responsible for compliance with the requirements referred to above and for the design, implementation, and maintenance of effective internal control over compliance with the requirements of laws, statutes, regulations, rules and provisions of contracts or grant agreements to the Sandy Valley Local School District's federal programs.

### ***Auditor's Responsibilities for the Audit of Compliance***

Our objectives are to obtain reasonable assurance about whether material noncompliance with the compliance requirements referred to above occurred, whether due to fraud or error, and express an opinion on the Sandy Valley Local School District's compliance based on our audit. Reasonable assurance is a high level of assurance but is not absolute assurance and therefore is not a guarantee that an audit conducted in accordance with GAAS, *Government Auditing Standards*, and the Uniform Guidance will always detect material noncompliance when it exists. The risk of not detecting material noncompliance resulting from fraud is higher than for that resulting from error, as fraud may involve collusion, forgery, intentional omissions, misrepresentations, or the override of internal control. Noncompliance with the compliance requirements referred to above is considered material, if there is a substantial likelihood that, individually or in the aggregate, it would influence the judgment made by a reasonable user of the report on compliance about the Sandy Valley Local School District's compliance with the requirements of each major federal program as a whole.

In performing an audit in accordance with GAAS, *Government Auditing Standards*, and the Uniform Guidance, we

- exercise professional judgment and maintain professional skepticism throughout the audit.
- identify and assess the risks of material noncompliance, whether due to fraud or error, and design and perform audit procedures responsive to those risks. Such procedures include examining, on a test basis, evidence regarding the Sandy Valley Local School District's compliance with the compliance requirements referred to above and performing such other procedures as we considered necessary in the circumstances.
- obtain an understanding of the Sandy Valley Local School District's internal control over compliance relevant to the audit in order to design audit procedures that are appropriate in the circumstances and to test and report on internal control over compliance in accordance with the Uniform Guidance, but not for the purpose of expressing an opinion on the effectiveness of the Sandy Valley Local School District's internal control over compliance. Accordingly, no such opinion is expressed.

We are required to communicate with those charged with governance regarding, among other matters, the planned scope and timing of the audit and any significant deficiencies and material weaknesses in internal control over compliance that we identified during the audit.

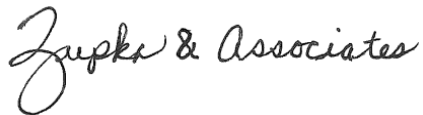
### **Report on Internal Control over Compliance**

*A deficiency in internal control over compliance* exists when the design or operation of a control over compliance does not allow management or employees, in the normal course of performing their assigned functions, to prevent, or detect and correct, noncompliance with a type of compliance requirement of a federal program on a timely basis. *A material weakness in internal control over compliance* is a deficiency, or combination of deficiencies, in internal control over compliance, such that there is a reasonable possibility that material noncompliance with a type of compliance requirement of a federal program will not be prevented, or detected and corrected, on a timely basis. *A significant deficiency in internal control over compliance* is a deficiency, or a combination of deficiencies, in internal control over compliance with a type of compliance requirement of a federal program that is less severe than a material weakness in internal control over compliance, yet important enough to merit attention by those charged with governance.

Our consideration of internal control over compliance was for the limited purpose described in the Auditor's Responsibilities for the Audit of Compliance section above and was not designed to identify all deficiencies in internal control over compliance that might be material weaknesses or significant deficiencies in internal control over compliance. Given these limitations, during our audit we did not identify any deficiencies in internal control over compliance that we consider to be material weaknesses, as defined above. However, material weaknesses or significant deficiencies in internal control over compliance may exist that were not identified.

Our audit was not designed for the purpose of expressing an opinion on the effectiveness of internal control over compliance. Accordingly, no such opinion is expressed.

The purpose of this report on internal control over compliance is solely to describe the scope of our testing of internal control over compliance and the results of that testing based on the requirements of the Uniform Guidance. Accordingly, this report is not suitable for any other purpose.



Zupka & Associates  
Certified Public Accountants

January 30, 2024

**SANDY VALLEY LOCAL SCHOOL DISTRICT  
STARK COUNTY, OHIO  
SCHEDULE OF FINDINGS AND QUESTIONED COSTS  
FOR THE FISCAL YEAR ENDED JUNE 30, 2023**

---

**1. SUMMARY OF AUDITOR'S RESULTS**

2023(i)	Type of Financial Statement Opinion	Unmodified
2023(ii)	Were there any material control weaknesses reported at the financial statement level (GAGAS)?	No
2023(ii)	Were there any significant deficiencies in internal control reported at the financial statement level (GAGAS)?	No
2023(iii)	Was there any reported material noncompliance at the financial statement level (GAGAS)?	No
2023(iv)	Were there any material internal control weaknesses reported for major federal programs?	No
2023(iv)	Were there any significant deficiencies in internal control reported for major federal programs?	No
2023(v)	Type of Major Programs' Compliance Opinions	Unmodified
2023(vi)	Are there any reportable findings under 2 CFR 200.516(a)?	No
2023(vii)	Major Programs (list):  Education Stabilization Fund - COVID-19 - ESSER II COVID-19 - ARP ESSER	
2023(viii)	Dollar Threshold: A/B Program	Type A: \$750,000 Type B: All Others less than \$750,000
2023(ix)	Low Risk Auditee?	Yes

**2. FINDINGS RELATED TO THE FINANCIAL STATEMENTS REQUIRED TO BE REPORTED IN ACCORDANCE WITH GAGAS**

None.

**3. FINDINGS AND QUESTIONED COSTS FOR FEDERAL AWARDS**

None.

**SANDY VALLEY LOCAL SCHOOL DISTRICT  
STARK COUNTY, OHIO  
SCHEDULE OF PRIOR AUDIT FINDINGS AND RECOMMENDATIONS  
FOR THE FISCAL YEAR ENDED JUNE 30, 2023**

---

The prior audit report, as of June 30, 2022, included no citations or material weaknesses.

**This page intentionally left blank.**



# OHIO AUDITOR OF STATE KEITH FABER



**SANDY VALLEY LOCAL SCHOOL DISTRICT**

**STARK COUNTY**

**AUDITOR OF STATE OF OHIO CERTIFICATION**

This is a true and correct copy of the report, which is required to be filed pursuant to Section 117.26, Revised Code, and which is filed in the Office of the Ohio Auditor of State in Columbus, Ohio.



**Certified for Release 3/28/2024**

88 East Broad Street, Columbus, Ohio 43215  
Phone: 614-466-4514 or 800-282-0370

This report is a matter of public record and is available online at  
[www.ohioauditor.gov](http://www.ohioauditor.gov)