



OHIO AUDITOR OF STATE
KEITH FABER



**CANTON LOCAL SCHOOL DISTRICT
STARK COUNTY
JUNE 30, 2018**

TABLE OF CONTENTS

TITLE	PAGE
Independent Auditor's Report	1
Prepared by Management:	
Management's Discussion and Analysis	5
Basic Financial Statements:	
Government-wide Financial Statements:	
Statement of Net Position	19
Statement of Activities.....	20
Fund Financial Statements:	
Balance Sheet	
Governmental Funds.....	21
Reconciliation of Total Governmental Fund Balances to Net Position of Governmental Activities	22
Statement of Revenues, Expenditures and Changes in Fund Balances Governmental Funds.....	23
Reconciliation of the Statement of Revenues, Expenditures and Changes in Fund Balances of Governmental Funds to the Statement of Activities.....	24
Statement of Revenues, Expenditures and Changes in Fund Balance - Budget and Actual (Non-GAAP Budgetary Basis) General Fund.....	25
Statement of Fiduciary Net Position Fiduciary Funds.....	26
Statement of Changes in Fiduciary Net Position Fiduciary Funds.....	27
Notes to the Basic Financial Statements.....	29
Required Supplementary Information:	
Schedule of the District's Proportionate Share of The Net Pension Liability School Employees Retirement System (SERS) of Ohio.....	82
Schedule of the District's Proportionate Share of The Net Pension Liability State Teachers Retirement System (STRS) of Ohio.....	83
Schedule of District Pension Contributions School Employees Retirement System (SERS) of Ohio.....	84
Schedule of District Pension Contributions State Teachers Retirement System (STRS) of Ohio.....	86

**CANTON LOCAL SCHOOL DISTRICT
STARK COUNTY
JUNE 30, 2018**

**TABLE OF CONTENTS
(Continued)**

TITLE	PAGE
Schedule of the District's Proportionate Share of The Net OPEB Liability School Employees Retirement System (SERS) of Ohio.....	88
Schedule of the District's Proportionate Share of The Net OPEB Liability State Teachers Retirement System (STRS) of Ohio.....	89
Schedule of District OPEB Contributions School Employees Retirement System (SERS) of Ohio.....	90
Schedule of District OPEB Contributions State Teachers Retirement System (STRS) of Ohio	92
Notes to Required Supplementary Information.....	94
Schedule of Expenditures of Federal Awards.....	97
Notes to the Schedule of Expenditures of Federal Awards	98
Independent Auditor's Report on Internal Control Over Financial Reporting and on Compliance and Other Matters Required by <i>Government Auditing Standards</i>	99
Independent Auditor's Report on Compliance with Requirements Applicable to the Major Federal Program and on Internal Control Over Compliance Required by the Uniform Guidance.....	101
Schedule of Findings.....	103
Summary Schedule of Prior Audit Findings	104



INDEPENDENT AUDITOR'S REPORT

Canton Local School District
Stark County
600 Faircrest Street SE
Canton, Ohio 44707

To the Board of Education:

Report on the Financial Statements

We have audited the accompanying financial statements of the governmental activities, each major fund, and the aggregate remaining fund information of Canton Local School District, Stark County, Ohio (the District), as of and for the year ended June 30, 2018, and the related notes to the financial statements, which collectively comprise the District's basic financial statements as listed in the table of contents.

Management's Responsibility for the Financial Statements

Management is responsible for preparing and fairly presenting these financial statements in accordance with accounting principles generally accepted in the United States of America; this includes designing, implementing, and maintaining internal control relevant to preparing and fairly presenting financial statements that are free from material misstatement, whether due to fraud or error.

Auditor's Responsibility

Our responsibility is to opine on these financial statements based on our audit. We audited in accordance with auditing standards generally accepted in the United States of America and the financial audit standards in the Comptroller General of the United States' *Government Auditing Standards*. Those standards require us to plan and perform the audit to reasonably assure the financial statements are free from material misstatement.

An audit requires obtaining evidence about financial statement amounts and disclosures. The procedures selected depend on our judgment, including assessing the risks of material financial statement misstatement, whether due to fraud or error. In assessing those risks, we consider internal control relevant to the District's preparation and fair presentation of the financial statements in order to design audit procedures that are appropriate in the circumstances, but not to the extent needed to opine on the effectiveness of the District's internal control. Accordingly, we express no opinion. An audit also includes evaluating the appropriateness of management's accounting policies and the reasonableness of their significant accounting estimates, as well as our evaluation of the overall financial statement presentation.

We believe the audit evidence we obtained is sufficient and appropriate to support our audit opinions.

Opinion

In our opinion, the financial statements referred to above present fairly, in all material respects, the respective financial position of the governmental activities, each major fund, and the aggregate remaining fund information of the Canton Local School District, Stark County, Ohio, as of June 30, 2018, and the respective changes in financial position and the budgetary comparison for the General fund thereof for the year then ended in accordance with the accounting principles generally accepted in the United States of America.

Emphasis of Matter

As discussed in Note 3 to the financial statements, during the year ended June 30, 2018, the District adopted new accounting guidance in Governmental Accounting Standards Board (GASB) Statement No. 75, *Accounting and Financial Reporting for Postemployment Benefits Other Than Pensions*. We did not modify our opinion regarding this matter.

Other Matters

Required Supplementary Information

Accounting principles generally accepted in the United States of America require this presentation to include *management's discussion and analysis*, and schedules of net pension and other post-employment benefit liabilities and pension and other post-employment benefit contributions listed in the table of contents, to supplement the basic financial statements. Although this information is not part of the basic financial statements, the Governmental Accounting Standards Board considers it essential for placing the basic financial statements in an appropriate operational, economic, or historical context. We applied certain limited procedures to the required supplementary information in accordance with auditing standards generally accepted in the United States of America, consisting of inquiries of management about the methods of preparing the information and comparing the information for consistency with management's responses to our inquiries, to the basic financial statements, and other knowledge we obtained during our audit of the basic financial statements. We do not opine or provide any assurance on the information because the limited procedures do not provide us with sufficient evidence to opine or provide any other assurance.

Supplementary and Other Information

Our audit was conducted to opine on the District's basic financial statements taken as a whole.

The Schedule of Expenditures of Federal Awards presents additional analysis as required by Title 2 U.S. Code of Federal Regulations (CFR) Part 200, Uniform Administrative Requirements, Cost Principles, and Audit Requirements for Federal Awards and is not a required part of the financial statements.

The Schedule is management's responsibility, and derives from and relate directly to the underlying accounting and other records used to prepare the basic financial statements. We subjected this information to the auditing procedures we applied to the basic financial statements. We also applied certain additional procedures, including comparing and reconciling this information directly to the underlying accounting and other records used to prepare the basic financial statements or to the basic financial statements themselves in accordance with auditing standards generally accepted in the United States of America. In our opinion, this information is fairly stated in all material respects in relation to the basic financial statements taken as a whole.

Other Reporting Required by Government Auditing Standards

In accordance with *Government Auditing Standards*, we have also issued our report dated March 6, 2019, on our consideration of the District's internal control over financial reporting and our tests of its compliance with certain provisions of laws, regulations, contracts and grant agreements and other matters. That report describes the scope of our internal control testing over financial reporting and compliance, and the results of that testing, and does not opine on internal control over financial reporting or on compliance. That report is an integral part of an audit performed in accordance with *Government Auditing Standards* in considering the District's internal control over financial reporting and compliance.



Keith Faber
Auditor of State

Columbus, Ohio

March 6, 2019

This page intentionally left blank.

**CANTON LOCAL SCHOOL DISTRICT
STARK COUNTY, OHIO**

**MANAGEMENT'S DISCUSSION AND ANALYSIS
FOR THE FISCAL YEAR ENDED JUNE 30, 2018**

The management's discussion and analysis of the Canton Local School District's (the "District") financial performance provides an overall review of the District's financial activities for the fiscal year ended June 30, 2018. The intent of this discussion and analysis is to look at the District's financial performance as a whole; readers should also review the basic financial statements and the notes to the basic financial statements to enhance their understanding of the District's financial performance.

Financial Highlights

Key financial highlights for fiscal year 2018 are as follows:

- In total, net position of governmental activities increased \$14,274,333 which represents a 47.13% increase over the 2017 restated deficit balance of \$30,288,775, primarily the result of the reduction in the net pension liability.
- General revenues accounted for \$26,053,183 in revenue or 78.57% of all revenues. Program specific revenues in the form of charges for services and sales and grants and contributions accounted for \$7,103,926 or 21.43% of total revenues of \$33,157,109.
- The District had \$18,882,776 in expenses related to governmental activities; only \$7,103,926 of these expenses were offset by program specific charges for services and sales, grants and contributions. General revenues supporting governmental activities (primarily taxes and unrestricted grants and entitlements) of \$26,053,183 were adequate to provide for these programs.
- The District's major governmental funds are the general fund, the debt service fund and the capital projects fund. The general fund had \$25,944,567 in revenues and other financing sources and \$25,607,838 in expenditures and other financing uses. During fiscal 2018, the general fund's fund balance increased \$336,729 from \$6,752,362 to \$7,089,091.
- The debt service fund had \$12,097,283 in revenues and other financing sources and \$11,965,994 in expenditures and other financing uses. During fiscal 2018, the debt service fund's fund balance increased \$131,289 from \$495,039 to \$626,328.
- The capital projects fund had \$2,100,000 in other financing sources. During fiscal 2018, the capital projects fund's fund balance increased \$2,100,000 from \$2,900,000 to \$5,000,000.

Using These Basic Financial Statements

This annual report consists of a series of financial statements and notes to those statements. These statements are organized so the reader can understand the District as a financial whole, an entire operating entity. The statements then proceed to provide an increasingly detailed look at specific financial activities.

The *statement of net position* and *statement of activities* provide information about the activities of the whole District, presenting both an aggregate view of the District's finances and a longer-term view of those finances. Fund financial statements provide the next level of detail. For governmental funds, these statements tell how services were financed in the short-term as well as what remains for future spending. The fund financial statements also look at the District's most significant funds with all other nonmajor funds presented in total in one column. In the case of the District, the general fund, the debt service fund and the capital projects fund are by far the most significant funds, and the only governmental funds reported as major funds.

**CANTON LOCAL SCHOOL DISTRICT
STARK COUNTY, OHIO**

MANAGEMENT'S DISCUSSION AND ANALYSIS
FOR THE FISCAL YEAR ENDED JUNE 30, 2018

Reporting the District as a Whole

Statement of Net Position and the Statement of Activities

While this document contains the large number of funds used by the District to provide programs and activities, the view of the District as a whole looks at all financial transactions and asks the question, "How did we do financially during 2018?" The statement of net position and the statement of activities answer this question. These statements include *all assets, deferred outflows, liabilities, deferred inflows, revenues and expenses* using the *accrual basis of accounting* similar to the accounting used by most private-sector companies. This basis of accounting will take into account all of the current year's revenues and expenses regardless of when cash is received or paid.

These two statements report the District's *net position* and changes in net position. This change in net position is important because it tells the reader that, for the District as a whole, the *financial position* of the District has improved or diminished. The causes of this change may be the result of many factors, some financial, some not. Non-financial factors include the District's property tax base, current property tax laws in Ohio restricting revenue growth, facility conditions, required educational programs and other factors.

In the statement of net position and the statement of activities, the governmental activities include the District's programs and services, including instruction, support services, operation and maintenance of plant, pupil transportation, extracurricular activities, and food service operations. The District's statement of net position and statement of activities can be found on pages 19-20 of this report.

Reporting the District's Most Significant Funds

Fund Financial Statements

The analysis of the District's major governmental funds begins on page 15. Fund financial reports provide detailed information about the District's major funds. The District uses many funds to account for a multitude of financial transactions. However, these fund financial statements focus on the District's most significant funds. The District's major governmental funds are the general fund, the debt service fund and the capital projects fund.

Governmental Funds

Most of the District's activities are reported in governmental funds, which focus on how money flows into and out of those funds and the balances left at year-end available for spending in future periods. These funds are reported using an accounting method called *modified accrual* accounting, which measures cash and all other *financial assets* than can readily be converted to cash. The governmental fund financial statements provide a detailed *short-term* view of the District's general government operations and the basic services it provides. Governmental fund information helps you determine whether there are more or fewer financial resources that can be spent in the near future to finance educational programs. The relationship (or differences) between governmental *activities* (reported in the statement of net position and the statement of activities) and governmental *funds* is reconciled in the basic financial statements.

Reporting the District's Fiduciary Responsibilities

The District is the trustee, or fiduciary, for its scholarship programs. This activity is presented as a private-purpose trust fund. The District also acts in a trustee capacity as an agent for individuals or other entities. These activities are reported in agency funds. All of the District's fiduciary activities are reported in separate statements of fiduciary net position and changes in fiduciary net position. These activities are excluded from the District's other financial statements because the assets cannot be utilized by the District to finance its operations.

**CANTON LOCAL SCHOOL DISTRICT
STARK COUNTY, OHIO**

**MANAGEMENT'S DISCUSSION AND ANALYSIS
FOR THE FISCAL YEAR ENDED JUNE 30, 2018**

Notes to the Basic Financial Statements

The notes provide additional information that is essential to a full understanding of the data provided in the government-wide and fund financial statements. These notes to the basic financial statements can be found on pages 29-79 of this report.

Required Supplemental Information

In addition to the basic financial statements and accompanying notes, this report also presents certain required supplementary information concerning the District's net position and net OPEB liability. The required supplementary information can be found on pages 82-95 of this report.

THIS SPACE INTENTIONALLY LEFT BLANK

**CANTON LOCAL SCHOOL DISTRICT
STARK COUNTY, OHIO**

MANAGEMENT'S DISCUSSION AND ANALYSIS
FOR THE FISCAL YEAR ENDED JUNE 30, 2018

The District as a Whole

The statement of net position provides the perspective of the District as a whole.

The table below provides a summary of the District's net position at June 30, 2018 and June 30, 2017. The net position at June 30, 2017 has been restated as described in Note 3.A.

	Net Position	
	Governmental Activities 2018	Restated Governmental Activities 2017
<u>Assets</u>		
Current and other assets	\$ 34,157,900	\$ 34,688,285
Capital assets, net	<u>36,204,689</u>	<u>35,382,891</u>
Total assets	<u>70,362,589</u>	<u>70,071,176</u>
<u>Deferred outflows of resources</u>		
Deferred charges on refunding	2,063,322	1,528,805
Pension	8,938,799	7,592,777
OPEB	<u>304,142</u>	<u>56,259</u>
Total deferred outflows of resources	<u>11,306,263</u>	<u>9,177,841</u>
<u>Liabilities</u>		
Current liabilities	4,311,726	4,764,434
Long-term liabilities	<u>76,328,324</u>	<u>90,635,181</u>
Total liabilities	<u>80,640,050</u>	<u>95,399,615</u>
<u>Deferred inflows of resources</u>		
Property taxes levied for the next fiscal year	14,183,058	13,672,064
Pension	1,971,048	466,113
OPEB	<u>889,138</u>	<u>-</u>
Total deferred inflows of resources	<u>17,043,244</u>	<u>14,138,177</u>
<u>Net Position</u>		
Net investment in capital assets	2,056,721	4,394,631
Restricted	1,748,605	1,547,034
Unrestricted (deficit)	<u>(19,819,768)</u>	<u>(36,230,440)</u>
Total net position (deficit)	<u>\$ (16,014,442)</u>	<u>\$ (30,288,775)</u>

**CANTON LOCAL SCHOOL DISTRICT
STARK COUNTY, OHIO**

MANAGEMENT'S DISCUSSION AND ANALYSIS
FOR THE FISCAL YEAR ENDED JUNE 30, 2018

The net pension liability (NPL) is the largest single liability reported by the District at June 30, 2018 and is reported pursuant to GASB Statement 68, "Accounting and Financial Reporting for Pensions—an Amendment of GASB Statement 27." For fiscal year 2018, the School District adopted GASB Statement 75, "Accounting and Financial Reporting for Postemployment Benefits Other Than Pensions," which significantly revises accounting for costs and liabilities related to other postemployment benefits (OPEB). For reasons discussed below, many end users of this financial statement will gain a clearer understanding of the District's actual financial condition by adding deferred inflows related to pension and OPEB, the net pension liability and the net OPEB liability to the reported net position and subtracting deferred outflows related to pension and OPEB.

Governmental Accounting Standards Board standards are national and apply to all government financial reports prepared in accordance with generally accepted accounting principles. Prior accounting for pensions (GASB 27) and postemployment benefits (GASB 45) focused on a funding approach. This approach limited pension and OPEB costs to contributions annually required by law, which may or may not be sufficient to fully fund each plan's *net pension liability* or *net OPEB liability*. GASB 68 and GASB 75 take an earnings approach to pension and OPEB accounting; however, the nature of Ohio's statewide pension/OPEB plans and state law governing those systems requires additional explanation in order to properly understand the information presented in these statements.

GASB 68 and GASB 75 require the net pension liability and the net OPEB liability to equal the District's proportionate share of each plan's collective:

1. Present value of estimated future pension/OPEB benefits attributable to active and inactive employees' past service.
2. Minus plan assets available to pay these benefits.

GASB notes that pension and OPEB obligations, whether funded or unfunded, are part of the "employment exchange" – that is, the employee is trading his or her labor in exchange for wages, benefits, and the promise of a future pension and other postemployment benefits. GASB noted that the unfunded portion of this promise is a present obligation of the government, part of a bargained-for benefit to the employee, and should accordingly be reported by the government as a liability since they received the benefit of the exchange. However, the District is not responsible for certain key factors affecting the balance of these liabilities. In Ohio, the employee shares the obligation of funding pension benefits with the employer. Both employer and employee contribution rates are capped by State statute. A change in these caps requires action of both Houses of the General Assembly and approval of the Governor. Benefit provisions are also determined by State statute. The Ohio Revised Code permits, but does not require, the retirement systems to provide healthcare to eligible benefit recipients. The retirement systems may allocate a portion of the employer contributions to provide for these OPEB benefits.

The employee enters the employment exchange with the knowledge that the employer's promise is limited not by contract but by law. The employer enters the exchange also knowing that there is a specific, legal limit to its contribution to the retirement system. In Ohio, there is no legal means to enforce the unfunded liability of the pension/OPEB plan *as against the public employer*. State law operates to mitigate/lessen the moral obligation of the public employer to the employee, because all parties enter the employment exchange with notice as to the law. The retirement system is responsible for the administration of the pension and OPEB plans.

Most long-term liabilities have set repayment schedules or, in the case of compensated absences (i.e. sick and vacation leave), are satisfied through paid time-off or termination payments. There is no repayment schedule for the net pension liability or the net OPEB liability. As explained above, changes in benefits, contribution rates, and return on investments affect the balance of these liabilities but are outside the control of the local government. In the event that contributions, investment returns, and other changes are insufficient to keep up with required payments, State statute does not assign/identify the responsible party for the unfunded portion. Due to the unique nature of how the net pension liability and the net OPEB liability are satisfied, these liabilities are separately identified within the long-term liability section of the statement of net position.

**CANTON LOCAL SCHOOL DISTRICT
STARK COUNTY, OHIO**

**MANAGEMENT'S DISCUSSION AND ANALYSIS
FOR THE FISCAL YEAR ENDED JUNE 30, 2018**

In accordance with GASB 68 and GASB 75, the District's statements prepared on an accrual basis of accounting include an annual pension expense and an annual OPEB expense for their proportionate share of each plan's *change* in net pension liability and net OPEB liability, respectively, not accounted for as deferred inflows/outflows.

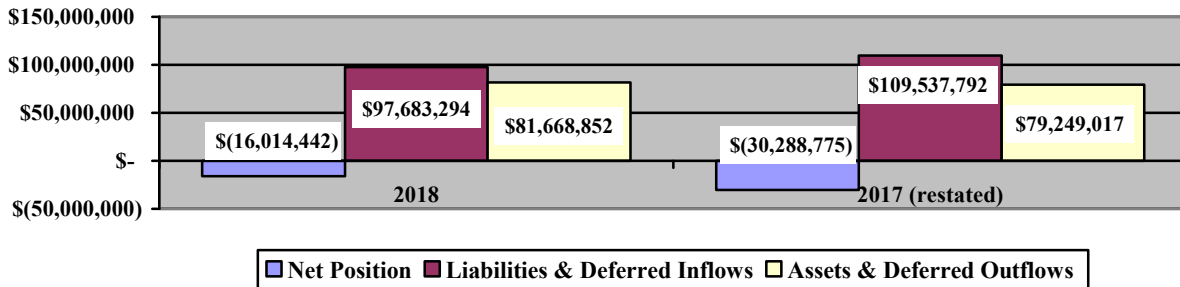
As a result of implementing GASB 75, the District is reporting a net OPEB liability and deferred inflows/outflows of resources related to OPEB on the accrual basis of accounting. This implementation also had the effect of restating net position at June 30, 2017, from \$(21,613,198) to \$(30,288,775).

At year end, capital assets represented 51.45% of total assets. Capital assets include land, construction in progress, land improvements, buildings and improvements, furniture and equipment and vehicles. Net investment in capital assets at June 30, 2018, was \$2,056,721. These capital assets are used to provide services to the students and are not available for future spending. Although the District's investment in capital assets is reported net of related debt, it should be noted that the resources to repay the debt must be provided from other sources, since capital assets may not be used to liquidate these liabilities.

A portion of the District's net position, \$1,748,605, represents resources that are subject to external restriction on how they may be used. The remaining balance is a deficit of unrestricted net position.

The graph below shows the District's assets, liabilities and net position at June 30, 2018 and 2017. The amounts at June 30, 2017 have been restated as described in Note 3.A.

Governmental Activities



**CANTON LOCAL SCHOOL DISTRICT
STARK COUNTY, OHIO**

MANAGEMENT'S DISCUSSION AND ANALYSIS
FOR THE FISCAL YEAR ENDED JUNE 30, 2018

The table below shows the change in net position for fiscal years 2018 and 2017. The net position at June 30, 2017 has been restated as described in Note 3.A.

	Change in Net Position	
	Governmental Activities	Governmental Activities
	<u>2018</u>	<u>2017</u>
<u>Revenues</u>		
Program revenues:		
Charges for services and sales	\$ 3,126,638	\$ 2,851,416
Operating grants and contributions	3,679,081	3,657,309
Capital grants and contributions	298,207	55,185
General revenues:		
Property taxes	14,385,968	13,677,000
Payments in-lieu of taxes	126,649	41,894
Grants and entitlements	11,420,964	11,718,540
Investment earnings	109,035	64,224
(Decrease) in fair value of investments	(12,579)	(33,210)
Miscellaneous	<u>23,146</u>	<u>65,352</u>
 Total revenues	 <u>\$ 33,157,109</u>	 <u>\$ 32,097,710</u>

**CANTON LOCAL SCHOOL DISTRICT
STARK COUNTY, OHIO**

MANAGEMENT'S DISCUSSION AND ANALYSIS
FOR THE FISCAL YEAR ENDED JUNE 30, 2018

	Governmental Activities <u>2018</u>	Governmental Activities <u>2017</u>
<u>Expenses</u>		
Program expenses:		
Instruction:		
Regular	\$ 7,793,466	\$ 11,286,965
Special	2,053,180	3,639,645
Vocational	714,922	1,368,271
Adult / continuing	4,000	5,000
Other	135	168
Support services:		
Pupil	704,718	1,349,759
Instructional staff	859,389	1,413,539
Board of education	118,955	96,876
Administration	1,037,008	2,164,779
Fiscal	206,032	375,409
Business	351,521	332,529
Operations and maintenance	1,126,725	2,286,885
Pupil transportation	693,728	929,396
Central	263,711	218,299
Operation of non-instructional services:		
Other non-instructional services	60,342	42,428
Food service operations	854,460	1,059,710
Extracurricular activities	565,067	929,065
Interest and fiscal charges	<u>1,475,417</u>	<u>1,223,132</u>
Total expenses	<u>18,882,776</u>	<u>28,721,855</u>
Change in net position	14,274,333	3,375,855
Net position at beginning of year (restated)	<u>(30,288,775)</u>	<u>N/A</u>
Net position at end of year	<u>\$ (16,014,442)</u>	<u>\$ (30,288,775)</u>

**CANTON LOCAL SCHOOL DISTRICT
STARK COUNTY, OHIO**

MANAGEMENT'S DISCUSSION AND ANALYSIS
FOR THE FISCAL YEAR ENDED JUNE 30, 2018

Governmental Activities

The information necessary to restate the 2017 beginning balances and the 2017 OPEB expense amounts for the effects of the initial implementation of GASB 75 is not available. Therefore, 2017 functional expenses still include OPEB expense of \$56,259 computed under GASB 45. GASB 45 required recognizing OPEB expense equal to the contractually required contributions to the plan. Under GASB 75, OPEB expense represents additional amounts earned, adjusted by deferred inflows/outflows. The contractually required contribution is no longer a component of OPEB expense. Under GASB 75, the 2018 statements report negative OPEB expense of \$1,079,347. Consequently, in order to compare 2018 total program expenses to 2017, the following adjustments are needed:

Total 2018 program expenses under GASB 75	\$ 18,882,776
Negative OPEB expense under GASB 75	1,079,347
2018 contractually required contributions	<u>73,482</u>
Adjusted 2018 program expenses	20,035,605
Total 2017 program expenses under GASB 45	<u>28,721,855</u>
Decrease in program expenses not related to OPEB	<u>\$ (8,686,250)</u>

Net position of the District's governmental activities increased \$14,274,333 over the 2017 restated balance. Total governmental expenses of \$18,882,776 were offset by program revenues of \$7,103,926 and general revenues of \$26,053,183. Program revenues supported 37.62% of the total governmental expenses.

Expenses of the governmental activities decreased \$9,839,079 or 34.26%. This decrease is primarily the result of the State Teachers Retirement System (STRS) indefinitely suspending the Cost of Living Adjustment ("COLA") and the School Employees Retirement System (SERS) lowering the COLA from 3.00% to 2.50%. On an accrual basis, the District reported (\$9,952,649) in pension expense and (\$1,079,347) in OPEB expense mainly due to these benefit changes.

The primary sources of revenue for governmental activities are derived from property taxes and unrestricted grants and entitlements. These revenue sources represent 78.21% of total governmental revenue.

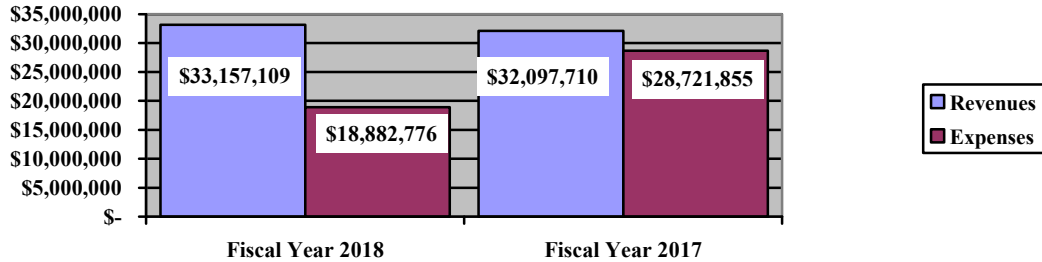
The largest expense of the District is for instructional programs. Instruction expenses totaled \$10,565,703 or 55.95% of total governmental expenses for fiscal year 2018.

**CANTON LOCAL SCHOOL DISTRICT
STARK COUNTY, OHIO**

MANAGEMENT'S DISCUSSION AND ANALYSIS
FOR THE FISCAL YEAR ENDED JUNE 30, 2018

The graph below presents the District's governmental activities revenues and expenses for fiscal years 2018 and 2017.

Governmental Activities - Revenues and Expenses



The statement of activities shows the cost of program services and the charges for services and grants offsetting those services. The following table shows, for governmental activities, the total cost of services and the net cost of services. That is, it identifies the cost of these services supported by tax revenue and unrestricted State grants and entitlements.

Governmental Activities

	Total Cost of Services <u>2018</u>	Net Cost of Services <u>2018</u>	Total Cost of Services <u>2017</u>	Net Cost of Services <u>2017</u>
Program expenses				
Instruction:				
Regular	\$ 7,793,466	\$ 5,756,101	\$ 11,286,965	\$ 9,254,247
Special	2,053,180	(65,240)	3,639,645	1,431,242
Vocational	714,922	236,096	1,368,271	992,992
Adult / continuing	4,000	3,952	5,000	(3,050)
Other	135	135	168	168
Support services:				
Pupil	704,718	542,112	1,349,759	1,189,156
Instructional staff	859,389	820,982	1,413,539	1,379,344
Board of education	118,955	118,955	96,876	96,876
Administration	1,037,008	567,929	2,164,779	1,732,609
Fiscal	206,032	206,032	375,409	375,409
Business	351,521	320,912	332,529	330,363
Operations and maintenance	1,126,725	906,385	2,286,885	2,274,602
Pupil transportation	693,728	662,157	929,396	883,936
Central	263,711	263,711	218,299	218,299
Operation of non-instructional services:				
Other non-instructional services	60,342	27,575	42,428	22,822
Food service operations	854,460	(394,589)	1,059,710	73,741
Extracurricular activities	565,067	330,228	929,065	682,057
Interest and fiscal charges	1,475,417	1,475,417	1,223,132	1,223,132
Total expenses	<u>\$ 18,882,776</u>	<u>\$ 11,778,850</u>	<u>\$ 28,721,855</u>	<u>\$ 22,157,945</u>

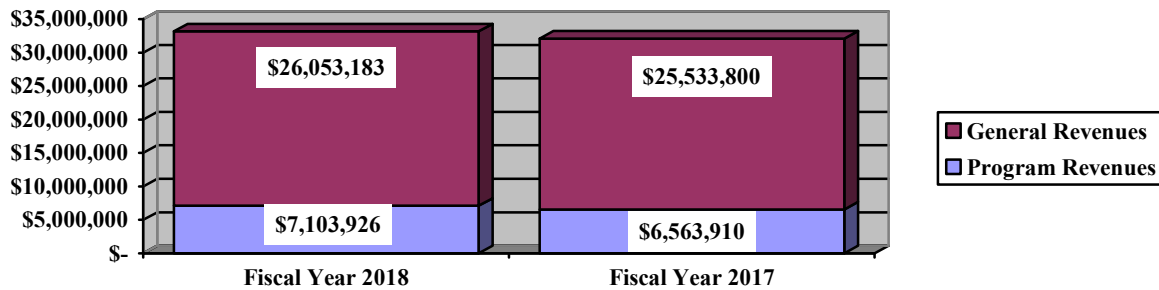
**CANTON LOCAL SCHOOL DISTRICT
STARK COUNTY, OHIO**

MANAGEMENT'S DISCUSSION AND ANALYSIS
FOR THE FISCAL YEAR ENDED JUNE 30, 2018

The dependence upon tax and other general revenues for governmental activities is apparent; 56.13% of instruction activities are supported through taxes and other general revenues. For all governmental activities, general revenue support is 62.38%. The District's taxpayers and unrestricted grants and entitlements from the State of Ohio, as a whole, are by far the primary support for District's students.

The graph below presents the District's governmental activities revenue for fiscal years 2018 and 2017.

Governmental Activities - General and Program Revenues



The District's Funds

The District's governmental funds reported a combined fund balance of \$14,779,474, which is a lower balance than last year's total balance of \$15,525,514. The schedule below indicates the fund balance and the total change in fund balance as of June 30, 2018 and 2017.

	Fund Balance <u>June 30, 2018</u>	Fund Balance <u>June 30, 2017</u>	Increase (Decrease)
General	\$ 7,089,091	\$ 6,752,362	\$ 336,729
Debt service	626,328	495,039	131,289
Capital projects	5,000,000	2,900,000	2,100,000
Other governmental	<u>2,064,055</u>	<u>5,378,113</u>	<u>(3,314,058)</u>
Total	<u>\$ 14,779,474</u>	<u>\$ 15,525,514</u>	<u>\$ (746,040)</u>

General Fund

The District's general fund's fund balance increased \$336,729 from \$6,752,362 to \$7,089,091. The table that follows assists in illustrating the financial activities and fund balance of the general fund. The District's general fund revenues exceeded expenditures by \$2,470,608. During fiscal year 2018, the District reported an increase in tax revenues due to an increase in the collections of public utility personal property tax revenue and real estate taxes. Tuition revenues increased due to an increase in revenues related to foundation. Earning on investments increased due to an increase in investments and the interest earned on those investments. Intergovernmental revenues decreased in fiscal year 2018 due to a decrease in basic aid and due to a decrease in amount of tangible personal property tax loss reimbursement. Other revenues increased due to an increase in revenues related to fees for services provided to other entities. Expenditures related to instruction and support services increased due to an increase in wages and benefits. All other revenues and expenditures remained consistent with the prior fiscal year.

**CANTON LOCAL SCHOOL DISTRICT
STARK COUNTY, OHIO**

MANAGEMENT'S DISCUSSION AND ANALYSIS
FOR THE FISCAL YEAR ENDED JUNE 30, 2018

	<u>2018</u> <u>Amount</u>	<u>2017</u> <u>Amount</u>	<u>Increase</u> <u>(Decrease)</u>	<u>Percentage</u> <u>Change</u>
<u>Revenues</u>				
Taxes	\$ 11,759,798	\$ 11,159,877	\$ 599,921	5.38 %
Tuition	1,329,627	1,150,006	179,621	15.62 %
Earnings on investments	102,511	53,535	48,976	91.48 %
Intergovernmental	12,389,596	12,760,303	(370,707)	(2.91) %
Other revenues	<u>344,454</u>	<u>275,692</u>	<u>68,762</u>	24.94 %
Total	<u>\$ 25,925,986</u>	<u>\$ 25,399,413</u>	<u>\$ 526,573</u>	2.07 %
<u>Expenditures</u>				
Instruction	\$ 14,086,035	\$ 13,486,250	\$ 599,785	4.45 %
Support services	8,260,563	7,952,696	307,867	3.87 %
Operation of non-instructional services	30,745	18,916	11,829	62.53 %
Extracurricular activities	695,556	653,975	41,581	6.36 %
Debt service	<u>382,479</u>	<u>-</u>	<u>382,479</u>	100.00 %
Total	<u>\$ 23,455,378</u>	<u>\$ 22,111,837</u>	<u>\$ 1,343,541</u>	6.08 %

Debt Service Fund

The debt service fund had \$12,097,283 in revenues and other financing sources and \$11,965,994 in expenditures and other financing uses. During fiscal 2018, the debt service fund's fund balance increased \$131,289 from \$495,039 to \$626,328.

Capital Projects Fund

The capital projects fund had \$2,100,000 in other financing sources. During fiscal 2018, the capital projects fund's fund balance increased \$2,100,000 from \$2,900,000 to \$5,000,000.

General Fund Budgeting Highlights

The District's budget is prepared according to Ohio law and is based on accounting for certain transactions on a basis of cash receipts, disbursements and encumbrances. The most significant budgeted fund is the general fund.

During the course of fiscal year 2018, the District amended its general fund budget. For the general fund, original and final budgeted revenues and other financing sources were \$25,029,903. Actual revenues and other financing sources for fiscal 2018 were \$25,854,264 which was \$824,361 higher than the budgeted revenues. Actual revenues were greater than budgeted revenues due to an increase in Real Estate Taxes and intergovernmental state revenues.

General fund original appropriations and other financing uses of \$25,175,660 were increased to \$26,475,660 in the final budget primarily due to transfer out. The actual budget basis expenditures and other financing uses for fiscal year 2018 totaled \$26,312,668, which was \$162,992 less than the final budgeted appropriations.

**CANTON LOCAL SCHOOL DISTRICT
STARK COUNTY, OHIO**

MANAGEMENT'S DISCUSSION AND ANALYSIS
FOR THE FISCAL YEAR ENDED JUNE 30, 2018

Capital Assets and Debt Administration

Capital Assets

At the end of fiscal year 2018, the District had \$36,204,689 invested in land, construction in progress, land improvements, buildings and improvements, furniture and equipment and vehicles. This entire amount is reported in governmental activities. Capital assets were restated at July 1, 2017, as described in Notes 3.A and 8 of the notes to the basic financial statements.

The following table shows fiscal 2018 balances compared to the 2017.

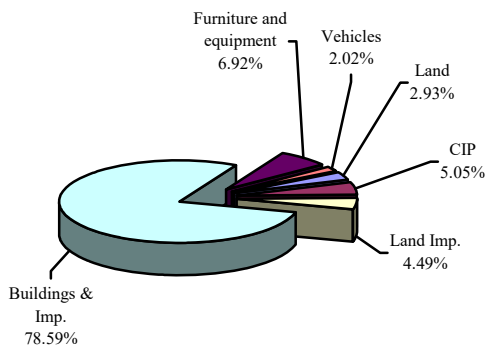
**Capital Assets at June 30
(Net of Depreciation)**

	Governmental Activities	
	2018	Restated 2017
Land	\$ 1,060,919	\$ 1,060,919
Construction in progress	1,830,758	28,869,457
Land improvements	1,624,596	468,014
Building and improvements	28,452,166	1,614,256
Furniture and equipment	2,506,052	2,822,400
Vehicles	730,198	547,845
Total	\$ 36,204,689	\$ 35,382,891

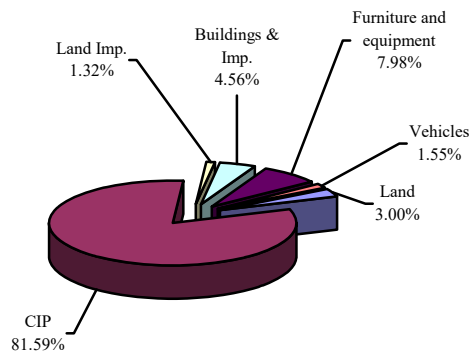
The overall increase in capital assets of \$821,798 is due to capital outlays of \$3,353,646 exceeding depreciation expense of \$1,266,056 and net disposals of \$1,265,792.

The graphs below present the District's capital assets for fiscal years 2018 and 2017.

**Capital Assets - Governmental
Activities 2018**



**Capital Assets - Governmental
Activities 2017 (restated)**



See Note 8 to the basic financial statements for additional information on the District's capital assets.

**CANTON LOCAL SCHOOL DISTRICT
STARK COUNTY, OHIO**

MANAGEMENT'S DISCUSSION AND ANALYSIS
FOR THE FISCAL YEAR ENDED JUNE 30, 2018

Debt Administration

At June 30, 2018, the District had \$34,388,110 in general obligation bonds and \$53,702 in OWDA loans outstanding. Of this total, \$764,669 is due within one year and \$33,677,143 is due in greater than one year. The following table summarizes the outstanding obligations for fiscal year 2018 compared to 2017.

	Outstanding Debt, at Year End	
	Governmental Activities <u>2018</u>	Governmental Activities <u>2017</u>
General obligation bonds	\$ 34,388,110	\$ 34,928,108
Energy conservation notes	-	374,117
OWDA loan	<u>53,702</u>	<u>58,371</u>
Total	<u>\$ 34,441,812</u>	<u>\$ 35,360,596</u>

See Note 9 to the basic financial statements for additional information on the District's debt administration.

Current Financial Related Activities

The voters of the District approved the renewal of a combined five-year operating and permanent improvement levy on March 15, 2016. Funds are to be used for operational costs, building maintenance and repairs, and equipment replacement. This levy will expire in 2021. The District passed an 8.0 mill levy on November 5, 2013 that generated \$36.6 million to be used for construction of a new high school and improvements to other District sites.

As a result of the continuing decline in student enrollment, the Board decided to implement several cost-saving measures. Beginning with the 2010-11 school year, the fifth grade was relocated from Walker Elementary to Faircrest Middle School; and the kindergarten and first grade were relocated from Amos McDannel Elementary to Walker Elementary. The District now operates one elementary, one middle school, and one high school. No further staff reductions or restructuring is currently planned. The District collectively bargained new agreements in 2017 with both classified and certified employees that are in effect through June 30, 2020 for certified and 2021 for classified. Both agreements include small wage increases.

The uncertainty surrounding school funding for Ohio public school districts, and particularly the funding as it relates to the District's declining pupil enrollment, will continue to present a challenge to the District's management. Legislative action regarding school funding, including phase out of tangible personal property tax replacement payments that represents 8 percent of the District's general fund resources, could significantly alter the financial condition of the District. Despite minimal increases in State Unrestricted Aid over the past five years, the District's financial condition has improved.

The District's Financial Management

This financial report is designed to provide our citizens, taxpayers, investors and creditors with a general overview of the District's finances and to show the District's accountability for the money it receives. If you have questions about this report or need additional financial information contact Mr. Jason Schatzel, Treasurer, Canton Local School District, 600 Faircrest Street, Canton, OH 44707.

**CANTON LOCAL SCHOOL DISTRICT
STARK COUNTY, OHIO**

STATEMENT OF NET POSITION
JUNE 30, 2018

	Governmental Activities
Assets:	
Equity in pooled cash and investments	\$ 18,161,903
Cash in segregated accounts	48,270
Receivables:	
Taxes	15,199,015
Payment in lieu of taxes	126,649
Accounts	1,239
Accrued interest	22,379
Intergovernmental	548,034
Prepayments	40,859
Inventory held for resale	9,552
Capital assets:	
Land and construction in progress	2,891,677
Depreciable capital assets, net	33,313,012
Capital assets, net	36,204,689
Total assets	70,362,589
 Deferred outflows of resources:	
Unamortized deferred charges on debt refunding	2,063,322
Pension	8,938,799
OPEB	304,142
Total deferred outflows of resources	11,306,263
 Liabilities:	
Accounts payable	172,836
Contracts payable	779,618
Retainage payable	147,912
Accrued wages and benefits payable	2,492,076
Pension and postemployment benefits payable	398,963
Intergovernmental payable	118,092
Accrued interest payable	202,229
Long-term liabilities:	
Due within one year	943,837
Due in more than one year:	
Net pension liability	30,299,564
Other amounts due in more than one year	38,362,294
Net OPEB liability	6,722,629
Total liabilities	80,640,050
 Deferred inflows of resources:	
Property taxes levied for the next fiscal year	14,183,058
Pension	1,971,048
OPEB	889,138
Total deferred inflows of resources	17,043,244
 Net position:	
Net investment in capital assets	2,056,721
Restricted for:	
Capital projects	1,204,057
Debt service	255,324
State funded programs	1,171
Federally funded programs	19,163
Student activities	85,585
Other purposes	183,305
Unrestricted (deficit)	(19,819,768)
Total net position	\$ (16,014,442)

SEE ACCOMPANYING NOTES TO THE BASIC FINANCIAL STATEMENTS

**CANTON LOCAL SCHOOL DISTRICT
STARK COUNTY, OHIO**

STATEMENT OF ACTIVITIES
FOR THE FISCAL YEAR ENDED JUNE 30, 2018

	Expenses	Program Revenues			Net (Expense) Revenue and Changes in Net Position Governmental Activities
		Charges for Services and Sales	Operating Grants and Contributions	Capital Grants and Contributions	
Governmental activities:					
Instruction:					
Regular	\$ 7,793,466	\$ 1,863,244	\$ 137,323	\$ 36,798	\$ (5,756,101)
Special	2,053,180	329,269	1,789,151	-	65,240
Vocational	714,922	134,105	344,721	-	(236,096)
Adult/continuing.	4,000	-	48	-	(3,952)
Other	135	-	-	-	(135)
Support services:					
Pupil	704,718	83,106	79,500	-	(542,112)
Instructional staff	859,389	-	19,532	18,875	(820,982)
Board of education	118,955	-	-	-	(118,955)
Administration.	1,037,008	289,831	179,248	-	(567,929)
Fiscal.	206,032	-	-	-	(206,032)
Business.	351,521	4,048	65	26,496	(320,912)
Operations and maintenance	1,126,725	1,856	2,446	216,038	(906,385)
Pupil transportation.	693,728	-	31,571	-	(662,157)
Central	263,711	-	-	-	(263,711)
Operation of non-instructional services:					
Other non-instructional services	60,342	18,673	14,094	-	(27,575)
Food service operations	854,460	188,411	1,060,638	-	394,589
Extracurricular activities.	565,067	214,095	20,744	-	(330,228)
Interest and fiscal charges	1,475,417	-	-	-	(1,475,417)
Total governmental activities	\$ 18,882,776	\$ 3,126,638	\$ 3,679,081	\$ 298,207	(11,778,850)

General revenues:

Property taxes levied for:	
General purposes	11,827,830
Debt service.	1,863,428
Capital outlay.	694,710
Payments in lieu of taxes.	126,649
Grants and entitlements not restricted to specific programs	
Investment earnings	11,420,964
Investment earnings	109,035
Decrease in fair value of investments.	(12,579)
Miscellaneous	23,146
Total general revenues	26,053,183
Change in net position	14,274,333
Net position at beginning of year (restated)	(30,288,775)
Net position at end of year	\$ (16,014,442)

SEE ACCOMPANYING NOTES TO THE BASIC FINANCIAL STATEMENTS

**CANTON LOCAL SCHOOL DISTRICT
STARK COUNTY, OHIO**

BALANCE SHEET
GOVERNMENTAL FUNDS
JUNE 30, 2018

	General	Debt Service	Capital Projects	Nonmajor Governmental Funds	Total Governmental Funds
Assets:					
Equity in pooled cash and investments.	\$ 9,314,514	\$ 592,282	\$ 5,000,000	\$ 3,255,107	\$ 18,161,903
Cash in segregated accounts	-	-	-	48,270	48,270
Receivables:					
Taxes	12,493,659	2,070,593	-	634,763	15,199,015
Payment in lieu of taxes	126,649	-	-	-	126,649
Accounts	1,239	-	-	-	1,239
Accrued interest	21,785	-	-	594	22,379
Intergovernmental.	96,035	-	-	451,999	548,034
Interfund loans	11,000	-	-	-	11,000
Prepayments.	35,876	-	-	4,983	40,859
Inventory held for resale.	-	-	-	9,552	9,552
Due from other funds	199,598	-	-	-	199,598
Total assets	<u>22,300,355</u>	<u>2,662,875</u>	<u>5,000,000</u>	<u>4,405,268</u>	<u>34,368,498</u>
Liabilities:					
Accounts payable	\$ 124,885	\$ -	\$ -	\$ 47,951	\$ 172,836
Contracts payable.	-	-	-	779,618	779,618
Retainage payable.	-	-	-	147,912	147,912
Accrued wages and benefits payable	2,122,426	-	-	369,650	2,492,076
Compensated absences payable	99,192	-	-	-	99,192
Early retirement incentive payable	3,668	-	-	-	3,668
Pension and postemployment benefits payable.	332,907	-	-	66,056	398,963
Intergovernmental payable	108,552	-	-	9,540	118,092
Interfund loans payable.	-	-	-	11,000	11,000
Due to other funds	-	-	-	199,598	199,598
Total liabilities.	<u>2,791,630</u>	<u>-</u>	<u>-</u>	<u>1,631,325</u>	<u>4,422,955</u>
Deferred inflows of resources:					
Property taxes levied for the next fiscal year.	11,701,623	1,895,954	-	585,481	14,183,058
Delinquent property tax revenue not available.	641,593	140,593	-	39,763	821,949
Accrued interest not available.	17,213	-	-	-	17,213
Miscellaneous revenue not available.	-	-	-	-	-
Intergovernmental revenue not available.	59,205	-	-	84,644	143,849
Total deferred inflows of resources	<u>12,419,634</u>	<u>2,036,547</u>	<u>-</u>	<u>709,888</u>	<u>15,166,069</u>
Fund balances:					
Nonspendable:					
Prepays.	35,876	-	-	4,983	40,859
Restricted:					
Debt service	-	626,328	-	-	626,328
Capital improvements	-	-	-	1,898,286	1,898,286
Food service operations	-	-	-	153,375	153,375
Other purposes.	-	-	-	57,402	57,402
Extracurricular.	-	-	-	85,585	85,585
Committed:					
Capital improvements	-	-	5,000,000	-	5,000,000
Assigned:					
Student instruction	277,378	-	-	-	277,378
Student and staff support.	241,732	-	-	-	241,732
Uniform school supplies	45,416	-	-	-	45,416
Operation of non-instructional services	1,500	-	-	-	1,500
Other purposes.	16,458	-	-	-	16,458
Unassigned (deficit)	6,470,731	-	-	(135,576)	6,335,155
Total fund balances	<u>7,089,091</u>	<u>626,328</u>	<u>5,000,000</u>	<u>2,064,055</u>	<u>14,779,474</u>
Total liabilities, deferred inflows and fund balances	<u>\$ 22,300,355</u>	<u>\$ 2,662,875</u>	<u>\$ 5,000,000</u>	<u>\$ 4,405,268</u>	<u>\$ 34,368,498</u>

SEE ACCOMPANYING NOTES TO THE BASIC FINANCIAL STATEMENTS

**CANTON LOCAL SCHOOL DISTRICT
STARK COUNTY, OHIO**

RECONCILIATION OF TOTAL GOVERNMENTAL FUND BALANCES TO
NET POSITION OF GOVERNMENTAL ACTIVITIES
JUNE 30, 2018

Total governmental fund balances		\$	14,779,474
<i>Amounts reported for governmental activities on the statement of net position are different because:</i>			
Capital assets used in governmental activities are not financial resources and therefore are not reported in the funds.			36,204,689
Other long-term assets are not available to pay for current-period expenditures and therefore are deferred inflows in the funds.			
Taxes receivable	\$	821,949	
Accrued interest receivable		17,213	
Intergovernmental receivable		143,849	
Total		983,011	983,011
Unamortized premiums on bonds issued are not recognized in the funds.			(2,701,491)
Unamortized discounts on bonds issued are not recognized in the funds.			120,930
Unamortized amounts on refundings are not recognized in the funds.			2,063,322
The net pension liability is not due and payable in the current period; therefore, the liability and related deferred inflows/outflows are not reported in governmental funds:			
Deferred outflows of resources - pension		8,938,799	
Deferred inflows of resources - pension		(1,971,048)	
Net pension liability		(30,299,564)	
Total		(23,331,813)	(23,331,813)
The net OPEB liability is not due and payable in the current period; therefore, the liability and related deferred inflows/outflows are not reported in governmental funds:			
Deferred outflows of resources - OPEB		304,142	
Deferred inflows of resources - OPEB		(889,138)	
Net OPEB liability		(6,722,629)	
Total		(7,307,625)	(7,307,625)
Accrued interest payable is not due and payable in the current period and therefore is not reported in the funds.			(202,229)
Long-term liabilities, including bonds payable, are not due and payable in the current period and therefore are not reported in the funds.			
General obligation bonds		(34,388,110)	
Compensated absences		(2,180,898)	
OWDA loan		(53,702)	
Total		(36,622,710)	(36,622,710)
Net position of governmental activities		\$	(16,014,442)

SEE ACCOMPANYING NOTES TO THE BASIC FINANCIAL STATEMENTS

**CANTON LOCAL SCHOOL DISTRICT
STARK COUNTY, OHIO**

STATEMENT OF REVENUES, EXPENDITURES AND CHANGES IN FUND BALANCES
GOVERNMENTAL FUNDS
FOR THE FISCAL YEAR ENDED JUNE 30, 2018

	<u>General</u>	<u>Debt Service</u>	<u>Capital Projects</u>	<u>Nonmajor Governmental Funds</u>	<u>Total Governmental Funds</u>
Revenues:					
From local sources:					
Taxes	\$ 11,759,798	\$ 1,945,345	\$ -	\$ 589,718	\$ 14,294,861
Payment in lieu of taxes	126,649	-	-	-	126,649
Tuition	1,329,627	-	-	-	1,329,627
Earnings on investments	102,511	-	-	32,526	135,037
Charges for services	134,105	-	-	1,367,331	1,501,436
Extracurricular	34,963	-	-	219,056	254,019
Classroom materials and fees	39,810	-	-	-	39,810
Rental income	1,421	-	-	-	1,421
Contributions and donations	3,030	-	-	299,437	302,467
Other local revenues	16,507	3,934	-	20,954	41,395
Intergovernmental - state	12,288,716	66,267	-	294,797	12,649,780
Intergovernmental - federal	100,880	-	-	2,314,583	2,415,463
Decrease in fair value of investments	(12,031)	-	-	(548)	(12,579)
Total revenues	<u>25,925,986</u>	<u>2,015,546</u>	<u>-</u>	<u>5,137,854</u>	<u>33,079,386</u>
Expenditures:					
Current:					
Instruction:					
Regular	10,171,834	-	-	986,615	11,158,449
Special	2,766,305	-	-	1,049,272	3,815,577
Vocational	1,147,517	-	-	74,375	1,221,892
Adult/continuing	-	-	-	4,000	4,000
Other	379	-	-	-	379
Support services:					
Pupil	1,140,286	-	-	164,736	1,305,022
Instructional staff	1,408,036	-	-	26,759	1,434,795
Board of education	122,900	-	-	-	122,900
Administration	1,724,643	-	-	448,655	2,173,298
Fiscal	378,199	-	-	-	378,199
Business	308,519	29,382	-	13,620	351,521
Operations and maintenance	1,895,516	-	-	78,992	1,974,508
Pupil transportation	990,930	-	-	26,098	1,017,028
Central	291,534	-	-	-	291,534
Operation of non-instructional services:					
Other operation of non-instructional	30,745	-	-	29,597	60,342
Food service operations	-	-	-	1,088,818	1,088,818
Extracurricular activities	695,556	-	-	279,418	974,974
Facilities acquisition and construction	-	-	-	4,228,748	4,228,748
Debt service:					
Principal retirement	374,117	625,000	-	4,669	1,003,786
Interest and fiscal charges	8,362	1,229,875	-	-	1,238,237
Refunding bond issuance costs	-	184,207	-	-	184,207
Total expenditures	<u>23,455,378</u>	<u>2,068,464</u>	<u>-</u>	<u>8,504,372</u>	<u>34,028,214</u>
Excess (deficiency) of revenues over (under) expenditures	<u>2,470,608</u>	<u>(52,918)</u>	<u>-</u>	<u>(3,366,518)</u>	<u>(948,828)</u>
Other financing sources (uses):					
Premium on bonds	-	1,026,765	-	-	1,026,765
Sale of refunding bonds	-	9,054,972	-	-	9,054,972
Proceeds from sale of assets	18,581	-	-	-	18,581
Transfers in	-	-	2,100,000	52,460	2,152,460
Transfers (out)	(2,152,460)	-	-	-	(2,152,460)
Payment to refunding bond escrow agent	-	(9,773,893)	-	-	(9,773,893)
Discount on bonds	-	(123,637)	-	-	(123,637)
Total other financing sources (uses)	<u>(2,133,879)</u>	<u>184,207</u>	<u>2,100,000</u>	<u>52,460</u>	<u>202,788</u>
Net change in fund balances	336,729	131,289	2,100,000	(3,314,058)	(746,040)
Fund balances at beginning of year	<u>6,752,362</u>	<u>495,039</u>	<u>2,900,000</u>	<u>5,378,113</u>	<u>15,525,514</u>
Fund balances at end of year	<u>\$ 7,089,091</u>	<u>\$ 626,328</u>	<u>\$ 5,000,000</u>	<u>\$ 2,064,055</u>	<u>\$ 14,779,474</u>

SEE ACCOMPANYING NOTES TO THE BASIC FINANCIAL STATEMENTS

**CANTON LOCAL SCHOOL DISTRICT
STARK COUNTY, OHIO**

RECONCILIATION OF THE STATEMENT OF REVENUES, EXPENDITURES
AND CHANGES IN FUND BALANCES OF GOVERNMENTAL FUNDS
TO THE STATEMENT OF ACTIVITIES
FOR THE FISCAL YEAR ENDED JUNE 30, 2018

Net change in fund balances - total governmental funds	\$	(746,040)
<i>Amounts reported for governmental activities in the statement of activities are different because:</i>		
Governmental funds report capital outlays as expenditures. However, in the statement of activities, the cost of those assets is allocated over their estimated useful lives as depreciation expense.		
Capital asset additions	\$ 3,353,646	
Current year depreciation	<u>(1,266,056)</u>	
Total		2,087,590
The net effect of various miscellaneous transactions involving capital assets (i.e., sales, disposals, trade-ins, and donations) is to decrease net position.		
		(1,265,792)
Revenues in the statement of activities that do not provide current financial resources are not reported as revenues in the funds.		
Taxes	91,107	
Earnings on investments	5,161	
Intergovernmental	<u>(18,545)</u>	
Total		77,723
Repayment of long-term debt is an expenditure in the governmental funds, but the repayment reduces long-term liabilities on the statement of net position.		
		1,003,786
Issuances of bonds are recorded as other financing sources in the funds; however, in the statement of activities, they are not reported as other financing sources as they increase liabilities on the statement of net position.		
		(9,054,972)
Payment to refunding bond escrow agent for the retirement of bonds is an other financing use in the governmental funds but the payment reduces long-term liabilities on the statement of net assets.		
		9,773,893
Premiums on bonds are amortized over the life of the issuance in the statement of activities.		
		(1,026,765)
Discounts on bonds are amortized over the life of the issuance in the statement of activities.		
		123,637
In the statement of activities, interest is accrued on outstanding bonds, whereas in governmental funds, an interest expenditure is reported when due. The following items resulted in additional interest being reported in the statement of activities:		
Decrease in accrued interest payable	15,461	
Accreted interest on capital appreciation bonds	(85,030)	
Amortization of bond premiums	92,167	
Amortization of bond discounts	(2,707)	
Amortization of deferred charges	<u>(72,864)</u>	
Total		(52,973)
Contractually required pension contributions are reported as expenditures in governmental funds; however, the statement of net position reports these amounts as deferred outflows.		
		2,107,685
Except for amounts reported as deferred inflows/outflows, changes in the net pension liability are reported as pension expense in the statement of activities.		
		9,952,649
Contractually required OPEB contributions are reported as expenditures in governmental funds; however, the statement of net position reports these amounts as deferred outflows.		
		73,482
Except for amounts reported as deferred inflows/outflows, changes in the net OPEB liability are reported as OPEB expense in the statement of activities.		
		1,079,347
Some expenses reported in the statement of activities, do not require the use of current financial resources and therefore are not reported as expenditures in governmental funds.		
Compensated absences	(39,917)	
Pollution remediation obligation	<u>181,000</u>	
Total		<u>141,083</u>
Change in net position of governmental activities	\$	<u>14,274,333</u>

SEE ACCOMPANYING NOTES TO THE BASIC FINANCIAL STATEMENTS

**CANTON LOCAL SCHOOL DISTRICT
STARK COUNTY, OHIO**

STATEMENT OF REVENUES, EXPENDITURES AND CHANGES IN
FUND BALANCE - BUDGET AND ACTUAL (NON-GAAP BUDGETARY BASIS)
GENERAL FUND
FOR THE FISCAL YEAR ENDED JUNE 30, 2018

	<u>Budgeted Amounts</u>		<u>Actual</u>	Variance with Final Budget Positive (Negative)
	<u>Original</u>	<u>Final</u>		<u>Actual</u>
Revenues:				
From local sources:				
Taxes	\$ 11,564,351	\$ 11,564,351	\$ 11,794,261	\$ 229,910
Tuition	1,129,000	1,129,000	1,329,627	200,627
Earnings on investments	75,000	75,000	100,507	25,507
Charges for services	85,000	85,000	122,017	37,017
Classroom materials and fees	500	500	2,928	2,428
Rental income	5,000	5,000	1,421	(3,579)
Other local revenues	161,000	161,000	16,444	(144,556)
Intergovernmental - state	11,845,552	11,845,552	12,255,286	409,734
Intergovernmental - federal	95,000	95,000	108,468	13,468
Total revenues	<u>24,960,403</u>	<u>24,960,403</u>	<u>25,730,959</u>	<u>770,556</u>
Expenditures:				
Current:				
Instruction:				
Regular	10,603,170	10,559,800	10,220,236	339,564
Special	2,734,569	2,804,569	3,009,854	(205,285)
Vocational	1,358,935	1,358,935	1,219,204	139,731
Other	167	167	409	(242)
Support services:				
Pupil	1,262,376	1,262,376	1,158,095	104,281
Instructional staff	1,375,192	1,432,692	1,508,567	(75,875)
Board of education	124,386	124,386	131,772	(7,386)
Administration	1,685,880	1,685,880	1,699,015	(13,135)
Fiscal	372,492	372,492	389,379	(16,887)
Business	319,595	314,465	304,795	9,670
Operations and maintenance	2,113,312	2,137,312	1,961,836	175,476
Pupil transportation	857,305	857,305	999,013	(141,708)
Central	290,332	290,332	388,761	(98,429)
Operation of non-instructional services:				
Other non-instructional services	20,384	20,384	33,601	(13,217)
Extracurricular activities	662,565	662,565	742,192	(79,627)
Debt service:				
Principal	375,000	375,000	374,117	883
Interest and fiscal charges	20,000	20,000	8,362	11,638
Total expenditures	<u>24,175,660</u>	<u>24,278,660</u>	<u>24,149,208</u>	<u>129,452</u>
Excess of revenues over expenditures	<u>784,743</u>	<u>681,743</u>	<u>1,581,751</u>	<u>900,008</u>
Other financing sources (uses):				
Refund of prior year's expenditures	43,500	43,500	101,754	58,254
Transfers (out)	(1,000,000)	(2,197,000)	(2,152,460)	44,540
Advances (out)	-	-	(11,000)	(11,000)
Sale of capital assets	26,000	26,000	21,551	(4,449)
Total other financing sources (uses)	<u>(930,500)</u>	<u>(2,127,500)</u>	<u>(2,040,155)</u>	<u>87,345</u>
Net change in fund balance	(145,757)	(1,445,757)	(458,404)	987,353
Fund balance at beginning of year	8,670,020	8,670,020	8,670,020	-
Prior year encumbrances appropriated	600,823	600,823	600,823	-
Fund balance at end of year	<u>\$ 9,125,086</u>	<u>\$ 7,825,086</u>	<u>\$ 8,812,439</u>	<u>\$ 987,353</u>

SEE ACCOMPANYING NOTES TO THE BASIC FINANCIAL STATEMENTS

**CANTON LOCAL SCHOOL DISTRICT
STARK COUNTY, OHIO**

STATEMENT OF FIDUCIARY NET POSITION
FIDUCIARY FUNDS
JUNE 30, 2018

	Private Purpose Trust	
	Scholarship	Agency
Assets:		
Current assets:		
Equity in pooled cash and cash equivalents	\$ 20,943	\$ 66,893
Total assets.	20,943	\$ 66,893
Liabilities:		
Accounts payable.	-	\$ 50
Due to students.	-	66,843
Total liabilities	-	\$ 66,893
Net position:		
Held in trust for scholarships	20,943	
Total net position.	\$ 20,943	

SEE ACCOMPANYING NOTES TO THE BASIC FINANCIAL STATEMENTS

**CANTON LOCAL SCHOOL DISTRICT
STARK COUNTY, OHIO**

STATEMENT OF CHANGES IN FIDUCIARY NET POSITION
FIDUCIARY FUNDS
FOR THE FISCAL YEAR ENDED JUNE 30, 2018

	Private Purpose Trust
	Scholarship
Additions:	
Gifts and contributions.	\$ 19,473
Total additions.	19,473
 Deductions:	
Scholarships awarded	11,503
Change in net position	7,970
Net position at beginning of year.	12,973
Net position at end of year	\$ 20,943

SEE ACCOMPANYING NOTES TO THE BASIC FINANCIAL STATEMENTS

THIS PAGE IS INTENTIONALLY LEFT BLANK

**CANTON LOCAL SCHOOL DISTRICT
STARK COUNTY, OHIO**

**NOTES TO THE BASIC FINANCIAL STATEMENTS
FOR THE FISCAL YEAR ENDED JUNE 30, 2018**

NOTE 1 - DESCRIPTION OF THE SCHOOL DISTRICT

The Canton Local School District (the “District”) is a body politic and corporate established for the purpose of exercising the rights and privileges conveyed to it by the constitution and laws of the State of Ohio. The District is a local district as defined by Section 3311.03 of the Ohio Revised Code. The District is governed by a five-member Board of Education (the Board) elected by its citizens, which is responsible for the provision of public education to residents of the District.

The District employs 106 non-certified and 169 certified employees to provide services to approximately 1,848 students in grades K through 12 and various community groups. The District is located in Canton Township, Stark County, Ohio and serves an area of approximately 25 square miles. The District operates one elementary school, one middle school and one high school.

NOTE 2 - SUMMARY OF SIGNIFICANT ACCOUNTING POLICIES

The basic financial statements of the District have been prepared in conformity with accounting principles generally accepted in the United States of America (GAAP) as applied to governmental units. The Governmental Accounting Standards Board (GASB) is the accepted standard-setting body for establishing governmental accounting and financial reporting principles. The District’s significant accounting policies are described below.

A. Reporting Entity

The reporting entity has been defined in accordance with GASB Statement No. 14, “The Financial Reporting Entity” as amended by GASB Statement No. 39, “Determining Whether Certain Organizations Are Component Units” and GASB Statement No. 61, “The Financial Reporting Entity: Omnibus an amendment of GASB Statements No. 14 and No. 34”. The reporting entity is composed of the primary government and component units. The primary government consists of all funds, departments, boards and agencies that are not legally separate from the District. For the District, this includes general operations, food service, and student related activities of the District.

Component units are legally separate organizations for which the District is financially accountable. The District is financially accountable for an organization if the District appoints a voting majority of the organization’s Governing Board and (1) the District is able to significantly influence the programs or services performed or provided by the organization; or (2) the District is legally entitled to or can otherwise access the organization’s resources; or (3) the District is legally obligated or has otherwise assumed the responsibility to finance the deficits of, or provide financial support to, the organization; or (4) the District is obligated for the debt of the organization. Component units may also include organizations that are fiscally dependent on the District in that the District approves the budget, the issuance of debt or the levying of taxes. Certain organizations are also included as component units if the nature and significance of the relationship between the primary government and the organization is such that exclusion by the primary government would render the primary government’s financial statements incomplete or misleading. Based upon the application of these criteria, the District has no component units. The basic financial statements of the reporting entity include only those of the District (the primary government).

**CANTON LOCAL SCHOOL DISTRICT
STARK COUNTY, OHIO**

NOTES TO THE BASIC FINANCIAL STATEMENTS
FOR THE FISCAL YEAR ENDED JUNE 30, 2018

NOTE 2 - SUMMARY OF SIGNIFICANT ACCOUNTING POLICIES - (Continued)

The following organizations are described due to their relationship to the District:

JOINTLY GOVERNED ORGANIZATIONS

Stark/Portage Area Computer Consortium (SPARCC)

SPARCC is a jointly governed organization created as a regional council of governments pursuant to State Statutes made up of public school districts and Educational Service Centers from Stark, Portage and Carroll Counties. The primary function of SPARCC is to provide data processing services to its member districts with the major emphasis being placed on accounting, inventory control and payroll services. Other areas of service provided by SPARCC include student scheduling, registration, grade reporting, and test scoring. Each member district pays an annual fee for the services provided by SPARCC.

SPARCC is governed by a Board of Directors comprised of each Superintendent within the Consortium. The Stark County Educational Service Center serves as the fiscal agent of the Consortium and receives funding from the State Department of Education. Each district has one vote in all matters and each member district's control over budgeting and financing of SPARCC is limited to its voting authority and any representation it may have on the Board of Directors. The continued existence of SPARCC is not dependent on the District's continued participation and no equity interest exists. Financial information can be obtained by writing the Stark/Portage Area Computer Consortium, 6057 Strip Avenue NW, North Canton, Ohio 44720.

Stark County Tax Incentive Review Council (SCTIRC)

SCTIRC is a jointly governed organization, created as an advisory council pursuant to State statutes. SCTIRC has 24 members, consisting of three members appointed by the County Commissioners, four members appointed by municipal corporations, ten members appointed by township trustees, one member from the county auditor's office and six members appointed by Boards of Education located within the enterprise zones of Stark County. The SCTIRC reviews and evaluates the performance of each Enterprise Zone Agreement. This body is advisory in nature and cannot directly impact an existing Enterprise Zone Agreement; however, the Council can make written recommendations to the legislative authority that approved the agreement. There is no cost associated with being a member of this Council. The continued existence of the SCTIRC is not dependent upon the District's continued participation and no measurable equity interest exists.

PUBLIC ENTITY RISK POOLS

Risk Sharing Pool

The Stark County Schools Council of Governments Health Benefit Plan is a shared risk pool created pursuant to State statute for the purpose of administering health care benefits. The consortium is governed by an assembly which consists of one representative from each participating school district (usually the superintendent or designee). The assembly elect's officers for one year terms to serve on the Board of Directors. The assembly exercises control over the operation of the Consortium. All Consortium revenues are generated from charges for services.

**CANTON LOCAL SCHOOL DISTRICT
STARK COUNTY, OHIO**

NOTES TO THE BASIC FINANCIAL STATEMENTS
FOR THE FISCAL YEAR ENDED JUNE 30, 2018

NOTE 2 - SUMMARY OF SIGNIFICANT ACCOUNTING POLICIES - (Continued)

Insurance Purchasing Pool

The District participates in a group rating plan for workers' compensation as established under Section 4123.29 of the Ohio Revised Code. SchoolComp is jointly sponsored by the Ohio Association of School Business Officials (OASBO) and the Ohio School Board Association (OSBA) as a group purchasing pool.

B. Fund Accounting

The District uses funds to maintain its financial records during the year. A fund is defined as a fiscal and accounting entity with a self balancing set of accounts. There are three categories of funds: governmental, proprietary and fiduciary.

GOVERNMENTAL FUNDS

Governmental funds are those through which most governmental functions typically are financed. Governmental fund reporting focuses on the sources, uses and balances of current financial resources. Expendable assets and deferred outflows of resources are assigned to the various governmental funds according to the purposes for which they may or must be used. Current liabilities are assigned to the fund from which they will be paid. The difference between governmental fund assets and deferred outflows of resources and liabilities and deferred inflows of resources is reported as fund balance.

The following are the District's major governmental funds:

General fund - The general fund is used to account for and report all financial resources not accounted for and reported in another fund. The general fund balance is available for any purpose provided it is expended or transferred according to the general laws of Ohio.

Debt service fund - The debt service fund is used to account for the retirement of debt.

Capital projects fund - The capital projects fund is used to accumulate money for one or more capital projects.

Other governmental funds of the District are used to account for (a) financial resources that are restricted, committed, or assigned to expenditures for capital outlays including the acquisition or construction of capital facilities and other capital assets and (b) specific revenue sources that are restricted or committed to an expenditure for specified purposes other than debt service or capital projects.

PROPRIETARY FUNDS

Proprietary funds are used to account for the District's ongoing activities which are similar to those often found in the private sector. The District has no proprietary funds.

**CANTON LOCAL SCHOOL DISTRICT
STARK COUNTY, OHIO**

NOTES TO THE BASIC FINANCIAL STATEMENTS
FOR THE FISCAL YEAR ENDED JUNE 30, 2018

NOTE 2 - SUMMARY OF SIGNIFICANT ACCOUNTING POLICIES - (Continued)

FIDUCIARY FUNDS

Fiduciary fund reporting focuses on net position and changes in net position. The fiduciary fund category is split into four classifications: pension trust funds, investment trust funds, private-purpose trust funds and agency funds. Trust funds are used to account for assets held by the District under a trust agreement for individuals, private organizations, or other governments and are therefore not available to support the District's own programs. The District's only trust fund is a private-purpose trust which accounts for a scholarship program for students. Agency funds are custodial in nature (assets equal net position) and do not involve measurement of results of operations. The District's agency fund accounts for student and community activities.

C. Basis of Presentation and Measurement Focus

Government-wide Financial Statements - The statement of net position and the statement of activities display information about the District as a whole. These statements include the financial activities of the primary government, except for fiduciary funds.

The government-wide statement of activities presents a comparison between direct expenses and program revenues for each function or program of the governmental activities of the District. Direct expenses are those that are specifically associated with a service, program or department and therefore clearly identifiable to a particular function. Program revenues include amounts paid by the recipient of goods or services offered by the program and grants and contributions that are restricted to meeting the operational or capital requirements of a particular program. Revenues not classified as program revenues are presented as general revenues of the District.

The government-wide financial statements are prepared using the economic resources measurement focus. All assets and deferred outflows and all liabilities and deferred inflows associated with the operation of the District are included on the statement of net position.

Fund Financial Statements - Fund financial statements report detailed information about the District. The focus of governmental fund financial statements is on major funds rather than reporting funds by type. Each major fund is presented in a separate column, and all nonmajor funds are aggregated into one column. Fiduciary funds are reported by fund type.

All governmental funds are accounted for using a flow of current financial resources measurement focus. With this measurement focus, only current assets and deferred outflows and current liabilities and deferred inflows generally are included on the balance sheet. The statement of revenues, expenditures and changes in fund balances reports on the sources (i.e., revenues and other financing sources) and uses (i.e., expenditures and other financing uses) of current financial resources. This approach differs from the manner in which the governmental activities of the government-wide financial statements are prepared. Governmental fund financial statements therefore include a reconciliation with brief explanations to better identify the relationship between the government-wide statements and the statements for governmental funds.

The private-purpose trust fund is reported using the economic resources measurement focus. Agency funds do not report a measurement focus as they do not report operations.

**CANTON LOCAL SCHOOL DISTRICT
STARK COUNTY, OHIO**

NOTES TO THE BASIC FINANCIAL STATEMENTS
FOR THE FISCAL YEAR ENDED JUNE 30, 2018

NOTE 2 - SUMMARY OF SIGNIFICANT ACCOUNTING POLICIES - (Continued)

D. Basis of Accounting

Basis of accounting determines when transactions are recorded in the financial records and reported on the financial statements. Government-wide financial statements are prepared using the accrual basis of accounting. Governmental funds use the modified accrual basis of accounting. Fiduciary funds also use the accrual basis of accounting.

Revenues - Exchange and Nonexchange Transactions - Revenues resulting from exchange transactions, in which each party gives and receives essentially equal value, are recorded on the accrual basis when the exchange takes place. On a modified accrual basis, revenue is recorded in the fiscal year in which the resources are measurable and become available. Available means that the resources will be collected within the current fiscal year or are expected to be collected soon enough thereafter to be used to pay liabilities of the current fiscal year. For the District, available means expected to be received within sixty days of fiscal year end.

Nonexchange transactions, in which the District receives value without directly giving equal value in return, include property taxes, grants, entitlements and donations. On an accrual basis, revenue from property taxes is recognized in the fiscal year for which the taxes are levied (See Note 6). Revenue from grants, entitlements and donations is recognized in the fiscal year in which all eligibility requirements have been satisfied. Eligibility requirements include timing requirements, which specify the year when the resources are required to be used or the fiscal year when use is first permitted, matching requirements, in which the District must provide local resources to be used for a specified purpose, and expenditure requirements, in which the resources are provided to the District on a reimbursement basis. On a modified accrual basis, revenue from nonexchange transactions must also be available before it can be recognized.

Under the modified accrual basis, the following revenue sources are considered to be both measurable and available at fiscal year end: property taxes available as an advance, interest, tuition, grants, student fees and rentals.

Deferred Outflows of Resources and Deferred Inflows of Resources - In addition to assets, the government-wide statement of net position will report a separate section for deferred outflows of resources. Deferred outflows of resources, represents a consumption of net position that applies to a future period and will not be recognized as an outflow of resources (expense/expenditure) until then. For the District, see Notes 12 and 13 for deferred outflows of resources related the District's net pension liability and net OPEB liability, respectively. In addition, deferred outflows of resources include a deferred charge on debt refunding. A deferred charge on refunding results from the difference in the carrying value of refunded debt and its reacquisition price. This amount is deferred and amortized over the shorter of the life of the refunded or refunding debt.

**CANTON LOCAL SCHOOL DISTRICT
STARK COUNTY, OHIO**

NOTES TO THE BASIC FINANCIAL STATEMENTS
FOR THE FISCAL YEAR ENDED JUNE 30, 2018

NOTE 2 - SUMMARY OF SIGNIFICANT ACCOUNTING POLICIES - (Continued)

In addition to liabilities, both the government-wide statement of net position and the governmental fund financial statements report a separate section for deferred inflows of resources. Deferred inflows of resources represent an acquisition of net position that applies to a future period and will not be recognized as an inflow of resources (revenue) until that time. For the District, deferred inflows of resources include property taxes, payments in lieu of taxes and unavailable revenue. Property taxes and payments in lieu of taxes represent amounts for which there is an enforceable legal claim as of June 30, 2018, but which were levied to finance fiscal year 2019 operations. These amounts have been recorded as a deferred inflow of resources on both the government-wide statement of net position and the governmental fund financial statements. Unavailable revenue is reported only on the governmental funds balance sheet, and represents receivables which will not be collected within the available period. For the District unavailable revenue includes, but is not limited to, delinquent property taxes and intergovernmental grants. These amounts are deferred and recognized as an inflow of resources in the period the amounts become available.

For the District, see Notes 12 and 13 for deferred inflows of resources related to the District's net pension liability and net OPEB liability, respectively. This deferred inflow of resources is only reported on the government-wide statement of net position.

Expenses/Expenditures - On the accrual basis of accounting, expenses are recognized at the time they are incurred. The entitlement value of donated commodities received during the year is reported in the fund financial statements as an expenditure with a like amount reported as intergovernmental revenue.

The measurement focus of governmental fund accounting is on decreases in net financial resources (expenditures) rather than expenses. Expenditures are generally recognized in the accounting period in which the related fund liability is incurred, if measurable. Allocations of cost, such as depreciation and amortization, are not recognized in governmental funds.

E. Budgets

The budgetary process is prescribed by provisions of the Ohio Revised Code and entails the preparation of budgetary documents within an established timetable. The major documents prepared are the tax budget, the certificate of estimated resources, and the appropriation resolution, all of which are prepared on the budgetary basis of accounting. The certificate of estimated resources and the appropriations resolution are subject to amendment throughout the year with the legal restriction that appropriations cannot exceed estimated resources, as certified. All funds, other than agency funds, are legally required to be budgeted and appropriated. The legal level of budgetary control has been established at the fund level for all funds. Any budgetary modifications at this level may only be made by resolution of the Board of Education. Although the legal level of budgetary control was established at the fund level of expenditures, the District has elected to present the general fund's budgetary statement comparison at the fund and function level of expenditures.

Tax Budget:

On October 25, 2005, the Stark County Budget Commission voted to waive the requirement that school districts adopt a tax budget as required by Section 5705.28 of the Ohio Revised Code, by January 15th and the filing by January 20th. The Budget Commission now requires an alternate tax budget be submitted by January 20th, which no longer requires specific Board approval.

**CANTON LOCAL SCHOOL DISTRICT
STARK COUNTY, OHIO**

NOTES TO THE BASIC FINANCIAL STATEMENTS
FOR THE FISCAL YEAR ENDED JUNE 30, 2018

NOTE 2 - SUMMARY OF SIGNIFICANT ACCOUNTING POLICIES - (Continued)

Estimated Resources:

By April 1, the Board of Education accepts, by formal resolution, the tax rates as determined by the Budget Commission and receives the Commission's certificate of estimated resources, which states the projected revenue of each fund. Prior to July 1, the District must revise its budget so that total contemplated expenditures from any fund during the ensuing year will not exceed the amount stated in the certificate of estimated resources. The revised budget then serves as the basis for the appropriation measure. On or about July 1, the certificate of estimated resources is amended to include any unencumbered cash balances from the preceding year. The certificate of estimated resources may be further amended during the year if projected increases or decreases in revenue are identified by the District Treasurer. The amounts reported in the budgetary statement reflect the amounts from the certificate of estimated resources that was in effect at the time the original and final appropriations were passed by the Board of Education.

Appropriations:

Upon receipt from the County Auditor of an amended certificate of estimated resources based on final assessed values and tax rates or a certificate saying no new certificate is necessary, the annual appropriation resolution is enacted by the Board of Education. Prior to the passage of the annual appropriation measure, the Board may pass a temporary appropriation measure to meet the ordinary expenses of the District. The appropriation resolution, at the fund level for all funds, must be within the estimated resources as certified by the County Budget Commission and the total of expenditures may not exceed the appropriation totals at the legal level of control. Any revisions that alter the level of budgetary control must be approved by the Board of Education.

The Board may pass supplemental fund appropriations so long as the total appropriations by fund do not exceed the amounts set forth in the most recent certificate of estimated resources. During the year, three supplemental appropriations were legally enacted.

The appropriation resolution is subject to amendment by the Board throughout the year with the restriction that appropriations may not exceed estimated resources. The amounts reported as the original budget amounts reflect the first appropriation for that fund covered the entire fiscal year, including amounts automatically carried over from prior year. The amounts reported as the final budgeted amounts represent the final appropriation amounts passed by the Board during the year.

Encumbrances:

As part of formal budgetary control, purchase orders, contracts and other commitments for the expenditure of monies are recorded as the equivalent of expenditures on the non-GAAP budgetary basis in order to reserve that portion of the applicable appropriation and to determine and maintain legal compliance. Encumbrances plus expenditures may not legally exceed appropriations at the legal level of control. On the GAAP basis, encumbrances outstanding at fiscal year-end are reported as components of restricted, committed, or assigned classification of fund balance.

**CANTON LOCAL SCHOOL DISTRICT
STARK COUNTY, OHIO**

NOTES TO THE BASIC FINANCIAL STATEMENTS
FOR THE FISCAL YEAR ENDED JUNE 30, 2018

NOTE 2 - SUMMARY OF SIGNIFICANT ACCOUNTING POLICIES - (Continued)

Lapsing of Appropriations:

At the close of each fiscal year, the unencumbered balance of each appropriation reverts to the respective fund from which it was appropriated and becomes subject to future appropriation. Encumbered appropriations are carried forward to the succeeding fiscal year and are not reappropriated.

F. Cash and Investments

To improve cash management, cash received by the District is pooled in a central bank account. Monies for all funds are maintained in this pool. Individual fund integrity is maintained through the District's records. Each fund's interest in the pool is presented as "equity in pooled cash and investments" on the basic financial statements.

During fiscal year 2018, investments were limited to Federal Home Loan Bank (FHLB) securities, investments in government mutual funds and negotiable certificates of deposit. Except for nonparticipating investment contracts, investments are reported at fair value, which is based on quoted market prices.

Under existing Ohio statutes all investment earnings are assigned to the general fund unless statutorily required to be credited to a specific fund or the Board of Education has, by resolution, specified the funds to receive an allocation of interest earnings. Interest revenue credited to the general fund during fiscal year 2018 amounted to \$102,511, which includes \$37,567 assigned from other District funds.

For presentation on the basic financial statements, investments of the cash management pool and investments with original maturities of three months or less at the time they are purchased by the District are considered to be cash equivalents. Investments with an initial maturity of more than three months are reported as investments.

An analysis of the District's investment account at fiscal year end is provided in Note 4.

G. Inventory

On government-wide and fund financial statements, purchased inventories are presented at the lower of cost or market and donated commodities are presented at their entitlement value. Inventories are recorded on a first-in, first-out basis and are expended/expensed when used. Inventories are accounted for using the consumption method which means that the cost of inventory items are recorded as an expenditure in the governmental funds when consumed.

Inventory consists of expendable supplies held for consumption, donated food and purchased food.

**CANTON LOCAL SCHOOL DISTRICT
STARK COUNTY, OHIO**

NOTES TO THE BASIC FINANCIAL STATEMENTS
FOR THE FISCAL YEAR ENDED JUNE 30, 2018

NOTE 2 - SUMMARY OF SIGNIFICANT ACCOUNTING POLICIES - (Continued)

H. Capital Assets

General capital assets are those assets specifically related to governmental activities. These assets result from expenditures in the governmental funds. These assets are reported in the governmental activities column of the government-wide statement of net position, but are not reported in the fund financial statements.

All capital assets are capitalized at cost (or estimated historical cost) and updated for additions and retirements during the year. Donated capital assets are recorded at their acquisition values as of the date received. The District maintains a capitalization threshold of \$5,000 for its general capital assets. The District does not possess any infrastructure. Improvements are capitalized; the costs of normal maintenance and repairs that do not add to the value of the asset or materially extend an asset's life are not.

All reported capital assets except land and construction in progress are depreciated. Improvements are depreciated over the remaining useful lives of the related capital assets. Depreciation is computed using the straight-line method over the following useful lives:

<u>Description</u>	<u>Governmental Activities Estimated Lives</u>
Land improvements	10 - 20 years
Buildings and improvements	20 - 40 years
Furniture and equipment	5 - 20 years
Vehicles	5 - 15 years

I. Interfund Balances

On fund financial statements, receivables and payables resulting from short-term interfund loans (advances) are classified as "interfund loans receivable/payable". On fund financial statements, receivables and payables resulting from short-term interfund loans from the general fund to cover negative cash balances in other governmental funds are classified as "due to/from other funds". These amounts are eliminated in the governmental activities columns on the statement of net position.

J. Compensated Absences

The District reports compensated absences in accordance with the provisions of GASB No. 16, "Accounting for Compensated Absences". Vacation benefits are accrued as a liability as the benefits are earned if the employee's rights to receive compensation are attributable to services already rendered and it is probable that the District will compensate the employees for the benefits through paid time off or some other means. Sick leave benefits are accrued as a liability using the "termination payment method". The termination payment method accrues a liability that is based entirely on an estimate of the amount of accumulated sick leave that will be paid as a termination benefit. The estimate is based on past experience. This estimate (ratio) is then applied to employee's sick leave balances and current wages at fiscal year end.

**CANTON LOCAL SCHOOL DISTRICT
STARK COUNTY, OHIO**

NOTES TO THE BASIC FINANCIAL STATEMENTS
FOR THE FISCAL YEAR ENDED JUNE 30, 2018

NOTE 2 - SUMMARY OF SIGNIFICANT ACCOUNTING POLICIES - (Continued)

The entire compensated absence liability is reported on the government-wide financial statements.

The total liability for vacation and sick leave payments has been calculated using pay rates in effect at the balance sheet date and reduced to the maximum payment allowed by labor contract and/or statute, plus any applicable additional salary related payments.

For governmental fund financial statements, the current portion of unpaid compensated absences is the amount expected to be paid using expendable available resources. These amounts are recorded in the account "compensated absences payable" in the fund from which the employees who have accumulated unpaid leave are paid. The noncurrent portion of the liability is not reported.

K. Accrued Liabilities and Long-Term Obligations

All payables, accrued liabilities and long-term obligations are reported in the government-wide financial statements.

In general, governmental fund payables and accrued liabilities that, once incurred, are paid in a timely manner and in full from current financial resources, are reported as obligations of the funds. However, compensated absences that will be paid from governmental funds are reported as a liability in the fund financial statements only to the extent that they are due for payment during the current year.

L. Fund Balance

Fund balance is divided into five classifications based primarily on the extent to which the District is bound to observe constraints imposed upon the use of the resources in the governmental funds. The classifications are as follows:

Nonspendable - The nonspendable fund balance classification includes amounts that cannot be spent because they are not in spendable form or legally required to be maintained intact. The "not in spendable form" criterion includes items that are not expected to be converted to cash. It also includes the long-term amount of loans receivable.

Restricted - Fund balance is reported as restricted when constraints are placed on the use of resources that are either externally imposed by creditors (such as through debt covenants), grantors, contributors, or laws or regulations of other governments, or imposed by law through constitutional provisions or enabling legislation.

Committed - The committed fund balance classification includes amounts that can be used only for the specific purposes imposed by a formal action (resolution) of the District Board of Education (the highest level of decision making authority). Those committed amounts cannot be used for any other purpose unless the District Board of Education removes or changes the specified use by taking the same type of action (resolution) it employed to previously commit those amounts. Committed fund balance also incorporates contractual obligations to the extent that existing resources in the fund have been specifically committed for use in satisfying those contractual requirements.

**CANTON LOCAL SCHOOL DISTRICT
STARK COUNTY, OHIO**

NOTES TO THE BASIC FINANCIAL STATEMENTS
FOR THE FISCAL YEAR ENDED JUNE 30, 2018

NOTE 2 - SUMMARY OF SIGNIFICANT ACCOUNTING POLICIES - (Continued)

Assigned - Amounts in the assigned fund balance classification are intended to be used by the District for specific purposes, but do not meet the criteria to be classified as restricted nor committed. In governmental funds other than the general fund, assigned fund balance represents the remaining amount that is not restricted or committed. In the general fund, assigned amounts represent intended uses established by policies of the District Board of Education, which includes giving the Treasurer the authority to constrain monies for intended purposes.

Unassigned - Unassigned fund balance is the residual classification for the general fund and includes all spendable amounts not contained in the other classifications. In other governmental funds, the unassigned classification is only used to report a deficit fund balance resulting from overspending for specific purposes for which amounts had been restricted, committed, or assigned.

The District applies restricted resources first when expenditures are incurred for purposes for which restricted and unrestricted (committed, assigned, and unassigned) fund balance is available. Similarly, within unrestricted fund balance, committed amounts are reduced first followed by assigned, and then unassigned amounts when expenditures are incurred for purposes for which amounts in any of the unrestricted fund balance classifications could be used.

M. Net Position

Net position represents the difference between assets and deferred outflows and liabilities and deferred inflows. The net position component "net investment in capital assets," consists of capital assets, net of accumulated depreciation, reduced by the outstanding balances of any borrowing used for the acquisition, construction or improvement of those assets. Deferred outflows of resources and deferred inflows of resources that are attributable to the acquisition, construction or improvement of those assets or related debt also should be included in this component of net position. Net position is reported as restricted when there are limitations imposed on its use either through the enabling legislation adopted by the District or through external restrictions imposed by creditors, grantors or laws or regulations of other governments.

The District applies restricted resources first when an expense is incurred for purposes for which both restricted and unrestricted net position is available.

N. Prepayments

Certain payments to vendors reflect the costs applicable to future accounting periods and are recorded as prepaid items in both government-wide and fund financial statements. These items are reported as assets using the consumption method. A current asset for the prepaid amounts is recorded at the time of the purchase and the expenditure/expense is reported in the year in which services are consumed. At fiscal year end, because prepayments are not available to finance future governmental fund expenditures, the fund balance is nonspendable on the fund financial statements by an amount equal to the carrying value of the asset.

O. Estimates

The preparation of the basic financial statements in conformity with GAAP requires management to make estimates and assumptions that affect the amounts reported in the basic financial statements and accompanying notes. Actual results may differ from those estimates.

**CANTON LOCAL SCHOOL DISTRICT
STARK COUNTY, OHIO**

NOTES TO THE BASIC FINANCIAL STATEMENTS
FOR THE FISCAL YEAR ENDED JUNE 30, 2018

NOTE 2 - SUMMARY OF SIGNIFICANT ACCOUNTING POLICIES - (Continued)

P. Unamortized Bond Premiums and Discounts/Accounting Gain or Loss

Bond premiums and discounts are deferred and amortized over the term of the bonds. Using the straight-line method, which approximates the effective interest method, bond premiums are presented as an addition to the face amount of the bonds and bond discounts are presented as a reduction to the face amount of the bonds.

For advance refundings resulting in the defeasance of debt, the difference between the reacquisition price and the net carrying amount of the old debt is deferred and amortized as component of interest expense. This accounting gain or loss is amortized over the remaining life of the old debt or the life of the new debt, whichever is shorter and is presented as a deferred inflow or deferred outflow of resources.

On the governmental fund financial statements, bond premiums and discounts are recognized in the current period. A reconciliation between the bonds face value and the amount reported on the statement of net position is presented in Note 9.

Q. Vocational Education

The District has entered into a career technical education agreement with the Sandy Valley Local School District, Perry Local School District and the Osnaburg Local School District to provide career technical education programs for students of the three participating districts. The District is the principal agency for the programs and is responsible for the physical facilities of the programs. The District receives state foundation funding for students from neighboring districts that attend career technical education programs in the District.

R. Interfund Activity

Exchange transactions between funds are reported as revenues in the seller funds and as expenditures/expenses in the purchaser funds. Flows of cash or goods from one fund to another without a requirement for repayment are reported as interfund transfers. Interfund transfers are reported as other financing sources/uses in governmental funds. Repayments from funds responsible for particular expenditures/expenses to the funds that initially paid for them are not presented on the basic financial statements.

Interfund activity between governmental funds is eliminated in the statement of activities.

S. Pensions/Other Postemployment Benefits (OPEB)

For purposes of measuring the net pension/OPEB liability, information about the fiduciary net position of the pension/OPEB plans and additions to/deductions from their fiduciary net position have been determined on the same basis as they are reported by the pension/OPEB plan. For this purpose, benefit payments (including refunds of employee contributions) are recognized when due and payable in accordance with the benefit terms. The pension/OPEB plans report investments at fair value.

**CANTON LOCAL SCHOOL DISTRICT
STARK COUNTY, OHIO**

NOTES TO THE BASIC FINANCIAL STATEMENTS
FOR THE FISCAL YEAR ENDED JUNE 30, 2018

NOTE 2 - SUMMARY OF SIGNIFICANT ACCOUNTING POLICIES - (Continued)

T. Extraordinary and Special Items

Extraordinary items are transactions or events that are both unusual in nature and infrequent in occurrence. Special items are transactions or events that are within the control of the Board of Education and that are either unusual in nature or infrequent in occurrence. Neither type of transaction occurred during fiscal year 2018.

U. Fair Value

The District categorizes its fair value measurements within the fair value hierarchy established by generally accepted accounting principles. The hierarchy is based on the valuation inputs used to measure the fair value of the asset. Level 1 inputs are quoted prices in active markets for identical assets; Level 2 inputs are significant other observable inputs; Level 3 inputs are significant unobservable inputs.

NOTE 3 - ACCOUNTABILITY AND COMPLIANCE

A. Change in Accounting Principles/Restatement of Net Position

For fiscal year 2018, the District has implemented GASB Statement No. 75, "Accounting and Financial Reporting for Postemployment Benefits Other Than Pensions", GASB Statement No. 81 "Irrevocable Split-Interest Agreements" GASB Statement No. 85, "Omnibus 2017" and GASB Statement No. 86, "Certain Debt Extinguishments".

GASB Statement No. 75 improves the accounting and financial reporting by state and local governments for postemployment benefits other than pensions (OPEB). It also improves information provided by state and local governmental employers about financial support for OPEB that is provided by other entities. The implementation of GASB Statement No. 75 affected the District's postemployment benefit plan disclosures, as presented in Note 13 to the basic financial statements, and added required supplementary information which is presented on pages 88 – 93 and 95.

GASB Statement No. 81 improves the accounting and financial reporting for irrevocable split-interest agreements by providing recognition and measurement guidance for situations in which a government is a beneficiary of the agreement. The implementation of GASB Statement No. 81 did not have an effect on the financial statements of the District.

GASB Statement No. 85 addresses practice issues that have been identified during implementation and application of certain GASB Statements. This Statement addresses a variety of topics including issues related to blending component units, goodwill, fair value measurement and application, and OPEB. The implementation of GASB Statement No. 85 did not have an effect on the financial statements of the District.

**CANTON LOCAL SCHOOL DISTRICT
STARK COUNTY, OHIO**

NOTES TO THE BASIC FINANCIAL STATEMENTS
FOR THE FISCAL YEAR ENDED JUNE 30, 2018

NOTE 3 - ACCOUNTABILITY AND COMPLIANCE - (Continued)

GASB Statement No. 86 improves consistency in accounting and financial reporting for in-substance defeasance of debt by providing guidance for transactions in which cash and other monetary assets acquired with only existing resources - resources other than the proceeds of refunding debt - are placed in an irrevocable trust for the sole purpose of extinguishing debt. This Statement also improves accounting and financial reporting for prepaid insurance on debt that is extinguished and notes to financial statements for debt that is defeased in substance. The implementation of GASB Statement No. 86 did not have an effect on the financial statements of the District.

A net position restatement is required in order to implement GASB Statement No 75. In addition, the net position of governmental activities at July 1, 2017 has been restated to account for prior period adjustments to capital assets as a result of an appraisal. The governmental activities at July 1, 2017 have been restated as follows:

	Governmental Activities
Net position as previously reported	\$ (21,613,198)
Deferred outflows - payments subsequent to measurement date	56,259
Net OPEB liability	(8,516,713)
Capital assets	(215,123)
Restated net position at July 1, 2017	\$ (30,288,775)

Other than employer contributions subsequent to the measurement date, the District made no restatement for deferred inflows/outflows of resources as the information needed to generate these restatements was not available. The restatement had no effect on fund balances.

B. Deficit Fund Balances

Fund balances at June 30, 2018 included the following individual fund deficits:

<u>Nonmajor funds</u>	<u>Deficit</u>
Other grant funds	\$ 76,383
Public school preschool	2,885
IDEA, Part-B	19,919
Vocational education	3,127
Title I	31,865

The general fund is liable for any deficit in these funds and provides transfers when cash is required, not when accruals occur. The deficit fund balances resulted from adjustments for accrued liabilities.

**CANTON LOCAL SCHOOL DISTRICT
STARK COUNTY, OHIO**

NOTES TO THE BASIC FINANCIAL STATEMENTS
FOR THE FISCAL YEAR ENDED JUNE 30, 2018

NOTE 4 - DEPOSITS AND INVESTMENTS

State statutes classify monies held by the District into three categories.

Active deposits are public deposits necessary to meet current demands on the treasury. Such monies must be maintained either as cash in the District treasury, in commercial accounts payable or withdrawable on demand, including negotiable order of withdrawal (NOW) accounts, or in money market deposit accounts.

Inactive deposits are public deposits that the Board of Education has identified as not required for use within the current five year period of designation of depositories. Inactive deposits must either be evidenced by certificates of deposit maturing not later than the end of the current period of designation of depositories, or by savings or deposit accounts including, but not limited to, passbook accounts.

Interim deposits are deposits of interim monies. Interim monies are those monies which are not needed for immediate use, but which will be needed before the end of the current period of designation of depositories.

Interim deposits must be evidenced by time certificates of deposit maturing not more than one year from the date of deposit or by savings or deposit accounts including passbook accounts.

Interim monies may be deposited or invested in the following securities:

1. United States Treasury Notes, Bills, Bonds, or any other obligation or security issued by the United States Treasury or any other obligation guaranteed as to principal and interest by the United States;
2. Bonds, notes, debentures, or any other obligations or securities issued by any federal government agency or instrumentality, including, but not limited to, the Federal National Mortgage Association, Federal Home Loan Bank, Federal Farm Credit Bank, Federal Home Loan Mortgage Corporation, Government National Mortgage Association, and Student Loan Marketing Association. All federal agency securities shall be direct issuances of federal government agencies or instrumentalities;
3. Written repurchase agreements in the securities listed above provided that the market value of the securities subject to the repurchase agreement must exceed the principal value of the agreement by at least two percent and be marked to market daily, and that the term of the agreement must not exceed thirty days;
4. Bonds and other obligations of the State of Ohio;
5. No-load money market mutual funds consisting exclusively of obligations described items (1) and (2) above and repurchase agreements secured by such obligations, provided that investments in securities described in this division are made only through eligible institutions;
6. The State Treasurer's investment pool (STAR Ohio);
7. Certain banker's acceptance and commercial paper notes for a period not to exceed one hundred eighty days from the purchase date in an amount not to exceed twenty-five percent of the interim monies available for investment at any one time; and,
8. Under limited circumstances, corporate note debt interests rated in either of the two highest classifications by at least two nationally recognized rating agencies.

**CANTON LOCAL SCHOOL DISTRICT
STARK COUNTY, OHIO**

NOTES TO THE BASIC FINANCIAL STATEMENTS
FOR THE FISCAL YEAR ENDED JUNE 30, 2018

NOTE 4 - DEPOSITS AND INVESTMENTS - (Continued)

Protection of the District's deposits is provided by the Federal Deposit Insurance Corporation (FDIC), by eligible securities pledged by the financial institution as security for repayment, by surety company bonds deposited with the Treasurer by the financial institution or by a single collateral pool established by the financial institution to secure the repayment of all public monies deposited with the institution.

Investments in stripped principal or interest obligations, reverse repurchase agreements and derivatives are prohibited. The issuance of taxable notes for the purpose of arbitrage, the use of leverage and short selling are also prohibited. An investment must mature within five years from the date of purchase unless matched to a specific obligation or debt of the District and must be purchased with the expectation that it will be held to maturity. Investments may only be made through specified dealers and institutions. Payment for investments may be made only upon delivery of the securities representing the investments to the Treasurer or, if the securities are not represented by a certificate, upon receipt of confirmation of transfer from the custodian.

A. Cash in Segregated Accounts

At June 30, 2018, the District had \$48,270 held in an account for retainage. These funds are included below and are reported on the financial statement as "cash in segregated accounts".

B. Cash on Hand

At year end, the District had \$200 in undeposited cash on hand which is included on the financial statements of the District as part of "equity in pooled cash and investments".

C. Deposits with Financial Institutions

At June 30, 2018, the carrying amount of all District deposits was \$9,898,088. Based on the criteria described in GASB Statement No. 40, "Deposits and Investment Risk Disclosures", as of June 30, 2018, \$500,221 of the District's bank balance of \$9,942,371 was covered by the FDIC and \$9,442,150 was covered by the Ohio Pooled Collateral System (OPCS).

Custodial credit risk is the risk that, in the event of bank failure, the District will not be able to recover deposits or collateral securities that are in the possession of an outside party. The District has no deposit policy for custodial credit risk beyond the requirements of State statute. Ohio law requires that deposits either be insured or protected by (1) eligible securities pledged to the District's and deposited with a qualified trustee by the financial institution as security for repayment whose market value at all times shall be at least 105 percent of the deposits being secured, or (2) participation in the Ohio Pooled Collateral System (OPCS), a collateral pool of eligible securities deposited with a qualified trustee and pledged to the Treasurer of State to secure the repayment of all public monies deposited in the financial institution. OPCS requires the total market value of the securities pledged to be 102 percent of the deposits being secured or a rate set by the Treasurer of State. For 2018, the District's financial institutions were approved for collateral rates ranging from 50 to 102 percent through the OPCS. Although all statutory requirements for the deposit of money had been followed, noncompliance with Federal requirements could potentially subject the District to a successful claim by the FDIC.

**CANTON LOCAL SCHOOL DISTRICT
STARK COUNTY, OHIO**

NOTES TO THE BASIC FINANCIAL STATEMENTS
FOR THE FISCAL YEAR ENDED JUNE 30, 2018

NOTE 4 - DEPOSITS AND INVESTMENTS - (Continued)

D. Investments

As of June 30, 2018, the District had the following investments and maturities:

Measurement/ Investment type	Measurement Amount	Investment Maturities				
		6 months or less	7 to 12 months	13 to 18 months	19 to 24 months	Greater than 24 months
Fair Value:						
Government mutual fund	\$ 762,827	\$ 762,827	\$ -	\$ -	\$ -	\$ -
Negotiable CD's	7,089,799	2,256,480	758,037	795,318	1,474,045	1,805,919
FHLB	498,825	498,825	-	-	-	-
Total	\$ 8,351,451	\$ 3,518,132	\$ 758,037	\$ 795,318	\$ 1,474,045	\$ 1,805,919

The weighted average maturity of investments is 1.17 years.

The District's investments in government mutual funds are valued using quoted market prices in active markets (Level 1 inputs). The District's investments in federal agency securities (FHLB) and negotiable CD's are valued using quoted prices in markets that are not considered to be active, dealer quotations or alternative pricing sources for similar assets or liabilities for which all significant inputs are observable, either directly or indirectly (Level 2 inputs).

Interest Rate Risk: As a means of limiting its exposure to fair value losses arising from rising interest rates and according to State law, the District's investment policy limits investment portfolio maturities to five years or less.

Credit Risk: The District's Government mutual funds and negotiable CDs were not rated. The negotiable CDs were covered by FDIC. The District's investments in federal agency securities (FHLB) were rated AA+ and Aaa by Standard & Poor's and Moody's Investor Services, respectively. The District's investment policy does not specifically address credit risk beyond requiring the District to only invest in securities authorized by State statute.

Custodial Credit Risk: For an investment, custodial credit risk is the risk that, in the event of the failure of the counterparty, the District will not be able to recover the value of its investments or collateral securities that are in the possession of an outside party. The District has no investment policy dealing with investment custodial risk beyond the requirement in State statute that prohibits payment for investments prior to the delivery of the securities representing such investments to the Treasurer or qualified trustee.

**CANTON LOCAL SCHOOL DISTRICT
STARK COUNTY, OHIO**

NOTES TO THE BASIC FINANCIAL STATEMENTS
FOR THE FISCAL YEAR ENDED JUNE 30, 2018

NOTE 4 - DEPOSITS AND INVESTMENTS - (Continued)

Concentration of Credit Risk: The District places no limit on the amount that may be invested in any one issuer. The following table includes the percentage of each investment type held by the District at June 30, 2018:

<u>Measurement/ Investment type</u>	<u>Fair Value</u>	<u>% of Total</u>
Fair Value:		
Government mutual fund	\$ 762,827	9.13
Negotiable CD's	7,089,799	84.90
FHLB	<u>498,825</u>	<u>5.97</u>
Total	<u>\$ 8,351,451</u>	<u>100.00</u>

E. Reconciliation of Cash and Investments to the Statement of Net Position

The following is a reconciliation of cash and investments as reported in the note above to cash and investments as reported on the statement of net position as of June 30, 2018:

<u>Cash and investments per note</u>	
Carrying amount of deposits	\$ 9,898,088
Investments	8,351,451
Cash in segregated accounts	48,270
Cash on hand	<u>200</u>
Total	<u>\$ 18,298,009</u>
<u>Cash and investments per statement of net position</u>	
Governmental activities	\$ 18,210,173
Private-purpose trust funds	20,943
Agency funds	<u>66,893</u>
Total	<u>\$ 18,298,009</u>

NOTE 5 - INTERFUND TRANSACTIONS

- A. Interfund balances at June 30, 2018, as reported on the fund statements, consist of the following amounts due to/from other funds:

<u>Receivable fund</u>	<u>Payable fund</u>	<u>Amount</u>
General fund	Nonmajor governmental funds	<u>\$ 199,598</u>

The primary purpose of the interfund balances is to cover negative cash balances in specific funds where revenues were requested, but were not received by June 30. These interfund balances will be repaid once the anticipated revenues are received.

**CANTON LOCAL SCHOOL DISTRICT
STARK COUNTY, OHIO**

NOTES TO THE BASIC FINANCIAL STATEMENTS
FOR THE FISCAL YEAR ENDED JUNE 30, 2018

NOTE 5 - INTERFUND TRANSACTIONS - (Continued)

Interfund balances between governmental funds are eliminated on the government-wide financial statements.

- B.** Interfund transfers for the year ended June 30, 2018, consisted of the following, as reported on the fund financial statement:

<u>Transfers from the general fund to:</u>	<u>Amount</u>
Capital projects fund	\$ 2,100,000
Nonmajor governmental fund	<u>52,460</u>
	<u>\$ 2,152,460</u>

Transfers are used to (1) move revenues from the fund that statute or budget requires to collect them to the fund that statute or budget requires to expend them, and (2) use unrestricted revenues collected in the general fund to finance various programs accounted for in other funds in accordance with budgetary authorizations.

Interfund transfers between governmental funds are eliminated for reporting in the statement of activities.

- C.** Interfund loans receivable/payable consisted of the following at June 30, 2018, as reported on the fund financial statements:

<u>Receivable fund</u>	<u>Payable fund</u>	<u>Amount</u>
General fund	Nonmajor governmental fund	<u>\$ 11,000</u>

The primary purpose of the interfund balances is to cover the costs in specific funds where revenues were not received by June 30. The interfund balances will be repaid once the anticipated revenues are received.

Interfund balances between governmental funds are eliminated on the government-wide financial statements.

**CANTON LOCAL SCHOOL DISTRICT
STARK COUNTY, OHIO**

**NOTES TO THE BASIC FINANCIAL STATEMENTS
FOR THE FISCAL YEAR ENDED JUNE 30, 2018**

NOTE 6 - PROPERTY TAXES

Property taxes are levied and assessed on a calendar year basis while the District fiscal year runs from July through June. First half tax collections are received by the District in the second half of the fiscal year. Second half tax distributions occur in the first half of the following fiscal year.

Property taxes include amounts levied against all real property and public utility property. Real property tax revenues received in calendar year 2018 represent the collection of calendar year 2017 taxes. Real property taxes received in calendar year 2018 were levied after April 1, 2017, on the assessed values as of January 1, 2017, the lien date. Assessed values for real property taxes are established by State statute at 35 percent of appraised market value. Real property taxes are payable annually or semiannually. If paid annually, payment is due December 31; if paid semiannually, the first payment is due December 31, with the remainder payable by June 20. Under certain circumstances, State statute permits alternate payment dates to be established. Public utility property tax revenues received in calendar year 2018 represent the collection of calendar year 2017 taxes. Public utility real and personal property taxes received in calendar year 2018 became a lien on December 31, 2016, were levied after April 1, 2017, and are collected with real property taxes. Public utility real property is assessed at 35 percent of true value; public utility tangible personal property is currently assessed at varying percentages of true value.

The District receives property taxes from Stark County. The County Auditor periodically advances to the District its portion of the taxes collected. Second-half real property tax payments collected by the County by June 30, 2018, are available to finance fiscal year 2018 operations. The amount available as an advance at June 30, 2018 was \$150,443 in the general fund, \$34,046 in the debt service fund and \$9,519 in the permanent improvement fund (a nonmajor governmental fund). This amount is recorded as revenue. The amount available for advance at June 30, 2017 was \$184,906 in the general fund, \$40,060 in the debt service fund and \$11,657 in the permanent improvement fund (a nonmajor governmental fund). The amount of second-half real property taxes available for advance at fiscal year-end can vary based on the date the tax bills are sent.

Accrued property taxes receivable includes real property, public utility property and delinquent tangible personal property taxes which are measurable as of June 30, 2018 and for which there is an enforceable legal claim. Although total property tax collections for the next fiscal year are measurable, only the amount of real property taxes available as an advance at June 30 was levied to finance current fiscal year operations and is reported as revenue at fiscal year-end. The portion of the receivable not levied to finance current fiscal year operations is offset by a credit to deferred inflows.

On the accrual basis of accounting, collectible delinquent property taxes have been recorded as a receivable and revenue, while on a modified accrual basis of accounting the revenue has been reported as a deferred inflow.

**CANTON LOCAL SCHOOL DISTRICT
STARK COUNTY, OHIO**

NOTES TO THE BASIC FINANCIAL STATEMENTS
FOR THE FISCAL YEAR ENDED JUNE 30, 2018

NOTE 6 - PROPERTY TAXES - (Continued)

The assessed values upon which the fiscal year 2018 taxes were collected are:

	2017 Second Half Collections		2018 First Half Collections	
	<u>Amount</u>	<u>Percent</u>	<u>Amount</u>	<u>Percent</u>
Agricultural/residential and other real estate	\$ 230,337,760	65.82	\$ 233,912,280	64.51
Public utility personal	<u>119,587,890</u>	<u>34.18</u>	<u>128,709,400</u>	<u>35.49</u>
Total	<u>\$ 349,925,650</u>	<u>100.00</u>	<u>\$ 362,621,680</u>	<u>100.00</u>
Tax rate per \$1,000 of assessed valuation for:				
Operations	\$48.20		\$48.20	
Permanent improvements	1.90		1.90	
Debt service	5.80		6.00	

NOTE 7 - RECEIVABLES

Receivables at June 30, 2018 consisted of taxes, payment in lieu of taxes, accounts (billings for user charged services and student fees), accrued interest and intergovernmental grants and entitlements. All receivables are considered collectible in full due to the ability to foreclose for the nonpayment of taxes, the stable condition of State programs and the current year guarantee of federal funds. A summary of the principal items of receivables reported on the statement of net position are as follows:

Governmental activities:	
Taxes	\$ 15,199,015
Payment in lieu of taxes	126,649
Accounts	1,239
Accrued interest	22,379
Intergovernmental	<u>548,034</u>
Total	<u>\$ 15,897,316</u>

Receivables have been disaggregated on the face of the basic financial statements. All receivables are expected to be collected within the subsequent year.

**CANTON LOCAL SCHOOL DISTRICT
STARK COUNTY, OHIO**

NOTES TO THE BASIC FINANCIAL STATEMENTS
FOR THE FISCAL YEAR ENDED JUNE 30, 2018

NOTE 8 - CAPITAL ASSETS

Net position and capital assets balances have been restated at July 1, 2017, for prior period adjustments required as a result of an appraisal. The adjustments had the following effect on the District's governmental activities capital asset balances:

	Balance		(Restated) Balance
	<u>June 30, 2017</u>	<u>Adjustments</u>	<u>July 1, 2017</u>
Governmental Activities:			
<i>Capital assets, not being depreciated:</i>			
Land	\$ 1,060,919	\$ -	\$ 1,060,919
Construction in progress	<u>28,869,457</u>	<u>-</u>	<u>28,869,457</u>
Total capital assets, not being depreciated	<u>29,930,376</u>	<u>-</u>	<u>29,930,376</u>
<i>Capital assets, being depreciated:</i>			
Land improvements	1,110,749	814,559	1,925,308
Building and improvements	11,989,380	(655,571)	11,333,809
Furniture and equipment	3,064,303	922,677	3,986,980
Vehicles	<u>2,193,427</u>	<u>(606,219)</u>	<u>1,587,208</u>
Total capital assets, being depreciated	<u>18,357,859</u>	<u>475,446</u>	<u>18,833,305</u>
<i>Less: accumulated depreciation</i>			
Land improvements	(878,080)	(579,214)	(1,457,294)
Building and improvements	(9,719,553)	-	(9,719,553)
Furniture and equipment	(842,630)	(321,950)	(1,164,580)
Vehicles	<u>(1,249,958)</u>	<u>210,595</u>	<u>(1,039,363)</u>
Total accumulated depreciation	<u>(12,690,221)</u>	<u>(690,569)</u>	<u>(13,380,790)</u>
Governmental activities capital assets, net	<u>\$ 35,598,014</u>	<u>\$ (215,123)</u>	<u>\$ 35,382,891</u>

**CANTON LOCAL SCHOOL DISTRICT
STARK COUNTY, OHIO**

NOTES TO THE BASIC FINANCIAL STATEMENTS
FOR THE FISCAL YEAR ENDED JUNE 30, 2018

NOTE 8 - CAPITAL ASSETS - (Continued)

Capital asset activity for governmental activities for the fiscal year ended June 30, 2018, was as follows:

	(Restated) Balance			Balance
	<u>July 1, 2017</u>	<u>Additions</u>	<u>Deductions</u>	<u>June 30 2018</u>
Governmental activities:				
<i>Capital assets, not being depreciated:</i>				
Land	\$ 1,060,919	\$ -	\$ -	\$ 1,060,919
Construction in progress	<u>28,869,457</u>	<u>1,830,758</u>	<u>(28,869,457)</u>	<u>1,830,758</u>
Total capital assets, not being depreciated	<u>29,930,376</u>	<u>1,830,758</u>	<u>(28,869,457)</u>	<u>2,891,677</u>
<i>Capital assets, being depreciated:</i>				
Land improvements	1,925,308	1,244,633	-	3,169,941
Buildings and improvements	11,333,809	28,869,457	(4,472,904)	35,730,362
Furniture and equipment	3,986,980	5,345	-	3,992,325
Vehicles	<u>1,587,208</u>	<u>272,910</u>	<u>(95,888)</u>	<u>1,764,230</u>
Total capital assets, being depreciated	<u>18,833,305</u>	<u>30,392,345</u>	<u>(4,568,792)</u>	<u>44,656,858</u>
<i>Less: accumulated depreciation</i>				
Land improvements	(1,457,294)	(88,051)	-	(1,545,345)
Buildings and improvements	(9,719,553)	(765,755)	3,207,112	(7,278,196)
Furniture and equipment	(1,164,580)	(321,693)	-	(1,486,273)
Vehicles	<u>(1,039,363)</u>	<u>(90,557)</u>	<u>95,888</u>	<u>(1,034,032)</u>
Total accumulated depreciation	<u>(13,380,790)</u>	<u>(1,266,056)</u>	<u>3,303,000</u>	<u>(11,343,846)</u>
Governmental activities capital assets, net	<u>\$ 35,382,891</u>	<u>\$ 30,957,047</u>	<u>\$ (30,135,249)</u>	<u>\$ 36,204,689</u>

Depreciation expense was charged to governmental functions as follows:

<u>Instruction:</u>	
Regular	\$ 506,342
Special	113,628
Vocational	54,984
Other	15
 <u>Support services:</u>	
Pupil	38,303
Instructional staff	113,066
Board of education	251
Administration	104,332
Fiscal	11,345
Operations and maintenance	67,032
Pupil transportation	85,399
Central	2,046
Extracurricular activities	111,166
Food service operations	<u>58,147</u>
Total depreciation expense	<u>\$ 1,266,056</u>

**CANTON LOCAL SCHOOL DISTRICT
STARK COUNTY, OHIO**

NOTES TO THE BASIC FINANCIAL STATEMENTS
FOR THE FISCAL YEAR ENDED JUNE 30, 2018

NOTE 9 - LONG-TERM OBLIGATIONS

A. During the fiscal year 2018, the following changes occurred in governmental activities long-term obligations. The long-term obligations at June 30, 2017 have been restated as described in Note 3.A.

	Restated Balance <u>07/01/17</u>	<u>Increase</u>	<u>Decrease</u>	Balance <u>06/30/18</u>	Due in <u>One Year</u>
Compensated absences	\$ 2,179,656	\$ 201,873	\$ (97,771)	\$ 2,283,758	\$ 179,168
School improvement bonds, series 2014					
Current interest bonds	26,310,000	-	(9,655,000)	16,655,000	605,000
Capital appreciation bonds	95,000	-	-	95,000	-
Accreted interest	111,325	57,842	-	169,167	-
General obligation refunding bonds, series 2016					
Current interest bonds	8,045,000	-	(25,000)	8,020,000	50,000
Capital appreciation bonds	354,600	-	-	354,600	-
Accreted interest	12,183	26,292	-	38,475	-
General obligation refunding bonds, series 2017					
Current interest bonds	-	9,050,000	-	9,050,000	105,000
Capital appreciation bonds	-	4,972	-	4,972	-
Accreted interest	-	896	-	896	-
Energy conservation notes	374,117	-	(374,117)	-	-
OWDA loan	58,371	-	(4,669)	53,702	4,669
Pollution remediation obligation	181,000	-	(181,000)	-	-
Net pension liability	42,518,811	-	(12,219,247)	30,299,564	-
Net OPEB liability	8,516,713	-	(1,794,084)	6,722,629	-
Total	<u>\$ 88,756,776</u>	<u>\$ 9,341,875</u>	<u>\$ (24,350,888)</u>	73,747,763	<u>\$ 943,837</u>
Add: unamortized premiums				2,701,491	
Less: unamortized discounts				<u>(120,930)</u>	
Total on statement of net position				<u>\$ 76,328,324</u>	

Compensated Absences and Early Retirement Incentives

Compensated absences and early retirement incentives will be paid from the fund from which the employee is paid which, for the District, is primarily the general fund and food service fund (a nonmajor governmental fund).

Net Pension Liability

The District's net pension liability is described in Note 12. The District pays obligations related to employee compensation from the fund benefitting from their service.

Net OPEB Liability

The District's net OPEB liability is described in Note 13. The District pays obligations related to employee compensation from the fund benefitting from their service.

**CANTON LOCAL SCHOOL DISTRICT
STARK COUNTY, OHIO**

NOTES TO THE BASIC FINANCIAL STATEMENTS
FOR THE FISCAL YEAR ENDED JUNE 30, 2018

NOTE 9 - LONG-TERM OBLIGATIONS - (Continued)

Pollution Remediation Obligation

During fiscal year 2017, the District commenced pollution remediation by removing asbestos in one of their buildings. The pollution remediation was completed in fiscal year 2018 and the obligation was paid from the building fund.

- B. School Improvement Bonds, Series 2014** - On March 12, 2014, the District issued \$36,600,000 in general obligation serial bonds, for the purpose of improving school facilities. Principal and interest payments are made from the debt service fund (a nonmajor governmental fund).

The original issue was comprised of both current interest serial bonds, par value \$36,505,000, and capital appreciation bonds par value \$95,000. The interest rates on the current interest bonds range from 1.5%-5.0%. The capital appreciation bonds mature on November 1, 2020 (stated interest rate 26.31%) at a redemption price equal to 100% of the principal, plus accrued interest to the redemption date. The accreted value at maturity for the capital appreciation bonds is \$490,000.

Interest payments on the current interest serial bonds are due on May 1 and November 1 of each year. During 2017, the District issued General Obligation Refunding Bonds (Series 2016 refunding bonds) to refund \$8,400,000 of the Series 2014 current interest bonds. During 2018, the District issued General Obligation Refunding Bonds (Series 2017 refunding bonds) to refund \$9,055,000 of the Series 2014 current interest bonds. As a result, the final maturity of the Series 2014 bonds is November 1, 2039.

Unspent proceeds as of June 30, 2018 were \$883,092.

The following is a summary of the District's future annual debt service requirements to maturity for the Series 2014 Bonds:

Fiscal Year	Current Interest - Series 2014			Capital Appreciation - Series 2014		
	Principal	Interest	Total	Principal	Interest	Total
2019	\$ 605,000	\$ 615,275	\$ 1,220,275	\$ -	\$ -	\$ -
2020	615,000	606,125	1,221,125	-	-	-
2021	130,000	599,888	729,888	95,000	395,000	490,000
2022	625,000	590,450	1,215,450	-	-	-
2023	640,000	569,838	1,209,838	-	-	-
2024 - 2028	2,530,000	2,596,703	5,126,703	-	-	-
2029 - 2033	4,790,000	1,984,466	6,774,466	-	-	-
2034 - 2038	3,425,000	1,205,113	4,630,113	-	-	-
2039 - 2040	3,295,000	125,692	3,420,692	-	-	-
Total	<u>\$ 16,655,000</u>	<u>\$ 8,893,550</u>	<u>\$ 25,548,550</u>	<u>\$ 95,000</u>	<u>\$ 395,000</u>	<u>\$ 490,000</u>

**CANTON LOCAL SCHOOL DISTRICT
STARK COUNTY, OHIO**

NOTES TO THE BASIC FINANCIAL STATEMENTS
FOR THE FISCAL YEAR ENDED JUNE 30, 2018

NOTE 9 - LONG-TERM OBLIGATIONS - (Continued)

C. Series 2016 General Obligation Refunding Bonds

On October 5, 2016, the District issued General Obligation Refunding Bonds (Series 2016 refunding bonds). These bonds refunded \$8,400,000 of the Series 2014 issue current interest bonds. These bonds are general obligations of the District, for which its full faith and credit is pledged for repayment. On the fund financial statements, payments of principal and interest relating to these bonds are recorded as expenditures in the debt service fund. On the government-wide financial statements, principal payments reduce the liability reported on the statement of net position.

The original issue was comprised of both current interest serial bonds, par value \$8,045,000, and capital appreciation bonds, par value \$354,600. The interest rates on the current interest bonds range from 1.5% - 4.0%. The capital appreciation bonds mature on November 1, 2041 (stated interest rate 7.02) at a redemption price equal to 100% of the principal, plus accrued interest to the redemption date. The accreted value at maturity for the capital appreciation bonds is \$2,000,000. Payments on the current interest bonds are due on May 1 and November 1 of each year. The final maturity stated in the issue is November 1, 2043.

The reacquisition price exceeded the net carrying amount of the old debt by \$1,573,478. This amount is being netted against the new debt and amortized over the remaining life of the refunded debt, which is equal to the life of the new debt issued. This advance refunding was undertaken to reduce total debt service payments over the next 27 years by \$1,353,714 and resulted in an economic gain of \$979,254.

The following is a summary of the District's future annual debt service requirements to maturity for the Series 2016 refunding bonds:

Fiscal Year	Current Interest - Series 2016			Capital Appreciation - Series 2016		
	Principal	Interest	Total	Principal	Interest	Total
2019	\$ 50,000	\$ 312,325	\$ 362,325	\$ -	\$ -	\$ -
2020	50,000	311,575	361,575	-	-	-
2021	50,000	310,825	360,825	-	-	-
2022	50,000	310,075	360,075	-	-	-
2023	50,000	309,200	359,200	-	-	-
2024 - 2028	1,040,000	1,448,650	2,488,650	-	-	-
2029 - 2033	465,000	1,289,700	1,754,700	-	-	-
2034 - 2038	405,000	1,213,500	1,618,500	-	-	-
2039 - 2043	3,265,000	1,053,700	4,318,700	354,600	1,645,400	2,000,000
2044	2,595,000	51,900	2,646,900	-	-	-
Total	\$ 8,020,000	\$ 6,611,450	\$ 14,631,450	\$ 354,600	\$ 1,645,400	\$ 2,000,000

**CANTON LOCAL SCHOOL DISTRICT
STARK COUNTY, OHIO**

NOTES TO THE BASIC FINANCIAL STATEMENTS
FOR THE FISCAL YEAR ENDED JUNE 30, 2018

NOTE 9 - LONG-TERM OBLIGATIONS - (Continued)

D. Series 2017 General Obligation Refunding Bonds

On December 27, 2017, the District issued General Obligation Refunding Bonds (Series 2017 refunding bonds). These bonds refunded \$9,055,000 of the Series 2014 issue current interest bonds. These bonds are general obligations of the District, for which its full faith and credit is pledged for repayment. On the fund financial statements, payments of principal and interest relating to these bonds are recorded as expenditures in the debt service fund. On the government-wide financial statements, principal payments reduce the liability reported on the statement of net position.

This issue is comprised of both current interest serial bonds, par value \$9,050,000, and capital appreciation bonds, par value \$4,972. The interest rates on the current interest bonds range from 2.0% - 4.0%. The capital appreciation bonds mature on November 1, 2028 (stated interest rate 53.90) at a redemption price equal to 100% of the principal, plus accrued interest to the redemption date. The accreted value at maturity for the capital appreciation bonds is \$880,000. Payments on the current interest bonds are due on May 1 and November 1 of each year. The final maturity stated in the issue is November 1, 2040.

The reacquisition price exceeded the net carrying amount of the old debt by \$607,381. This amount is being netted against the new debt and amortized over the remaining life of the refunded debt, which is equal to the life of the new debt issued. This advance refunding was undertaken to reduce total debt service payments over the next 24 years by \$626,835 and resulted in an economic gain of \$454,794.

The following is a summary of the District's future annual debt service requirements to maturity for the Series 2017 refunding bonds:

Fiscal Year	Current Interest - Series 2017			Capital Appreciation - Series 2017		
	Principal	Interest	Total	Principal	Interest	Total
2019	\$ 105,000	\$ 300,031	\$ 405,031	\$ -	\$ -	\$ -
2020	55,000	298,431	353,431	-	-	-
2021	55,000	297,331	352,331	-	-	-
2022	55,000	296,231	351,231	-	-	-
2023	60,000	295,081	355,081	-	-	-
2024 - 2028	1,010,000	1,388,244	2,398,244	-	-	-
2029 - 2033	100,000	1,329,031	1,429,031	4,972	875,028	880,000
2034 - 2038	4,690,000	766,772	5,456,772	-	-	-
2039 - 2041	2,920,000	203,908	3,123,908	-	-	-
Total	<u>\$ 9,050,000</u>	<u>\$ 5,175,060</u>	<u>\$ 14,225,060</u>	<u>\$ 4,972</u>	<u>\$ 875,028</u>	<u>\$ 880,000</u>

E. During fiscal year 2008, the District issued energy conservation notes to provide for energy improvements to various District buildings. The primary source of repayment of these notes is through energy savings as a result of the improvements.

**CANTON LOCAL SCHOOL DISTRICT
STARK COUNTY, OHIO**

NOTES TO THE BASIC FINANCIAL STATEMENTS
FOR THE FISCAL YEAR ENDED JUNE 30, 2018

NOTE 9 - LONG-TERM OBLIGATIONS - (Continued)

Payments of principal and interest relating to the energy conservation notes are recorded as expenditures in the debt service fund (a nonmajor governmental fund). The unmatured obligations at year end are accounted for in the statement of net position. The energy conservation project was primarily for various building maintenance and repairs, which have not been capitalized by the District. The District has capitalized \$38,660 in equipment spent from the note proceeds; the remaining expenditures were expensed as repairs and maintenance costs. The District's energy conservation notes were paid in full during fiscal year 2018.

- F. During fiscal year 2010, the District entered into a debt financing arrangement through the Ohio Water Development Authority (OWDA) to fund the well project at Walker Elementary. The amounts due to the OWDA are being paid from the permanent improvement fund (a nonmajor governmental fund).

The following is a description of the OWDA loan outstanding as of June 30, 2018:

<u>Purpose</u>	<u>Interest Rate</u>	<u>Issue Date</u>	<u>Maturity Date</u>	<u>Balance 07/01/17</u>	<u>Issued in 2018</u>	<u>Retired in 2018</u>	<u>Balance 06/30/18</u>
OWDA Loan	0.00%	1/1/10	7/1/29	\$ 58,371	\$ -	\$ (4,669)	\$ 53,702

The following is a summary of the District's future annual debt service requirements to maturity for the OWDA loan:

<u>Fiscal Year Ending</u>	<u>Principal</u>
2019	\$ 4,669
2020	4,669
2021	4,669
2022	4,669
2023	4,669
2024 - 2028	23,347
2029 - 2030	7,010
Total	<u>\$ 53,702</u>

G. Legal Debt Margin

The Ohio Revised Code provides that voted net general obligation debt of the District shall never exceed 9% of the total assessed valuation of the District. The code further provides that unvoted indebtedness shall not exceed 1/10 of 1% of the property valuation of the District. The code additionally states that unvoted indebtedness related to energy conservation debt shall not exceed 9/10 of 1% of the property valuation of the District. The assessed valuation used in determining the District's legal debt margin has been modified by House Bill 530, which became effective March 30, 2006. In accordance with House Bill 530, the assessed valuation used in the District's legal margin calculation excluded tangible personal property used in business, telephone or telegraph property, interexchange telecommunications company property, and personal property owned or leased by a railroad company and used in railroad operations.

**CANTON LOCAL SCHOOL DISTRICT
STARK COUNTY, OHIO**

NOTES TO THE BASIC FINANCIAL STATEMENTS
FOR THE FISCAL YEAR ENDED JUNE 30, 2018

NOTE 9 - LONG-TERM OBLIGATIONS - (Continued)

Revised Code Section 133.06(E) permits a school districts to incur indebtedness in excess of the 9% limitation if, based on five-year projects showing annual property value growth of 1.5% or more, the State Superintendent determines that such district is a "special needs" district. On August 5, 2013, the District received special needs consent from the State Superintendent and the Tax Commissioner.

NOTE 10 - OTHER EMPLOYEE BENEFITS

A. Compensated Absences

The criteria for determining vacation and sick leave components are derived from negotiated agreements and State laws. Classified employees earn five to twenty days of vacation per fiscal year, depending upon length of service. Accumulated, unused vacation time is paid to classified employees and administrators upon termination of employment. Teachers do not earn vacation time. Teachers, administrators, and classified employees earn sick leave at the rate of one and one-fourth days per month. Upon retirement, payment is made to certified and classified employees for one-fourth of accrued, but unused sick leave credit up to a maximum 81 days.

B. Early Retirement Incentive

The District offered one early retirement incentive effective July 1, 2017 for members of SERS who have at least 20 years of service with the District and are determined to be first time eligible for retirement under SERS. The incentive was a one-time cash payment based on years of service. An employee with 20 to 25 years of employment shall be paid a cash incentive equal to 20 days, paid at their daily rate at the time of retirement. An employee with 25 or more years of employment shall be paid a cash incentive equal to 25 days, paid at their daily rate at the time of retirement. At June 30, 2018, it was known that one employee would be taking advantage of this early retirement incentive option in fiscal year 2019.

C. Insurance Benefits

The District provides life insurance and accidental death and dismemberment insurance to most employees through Stark County Council of Governments Health Benefits Program. Coverage in the amount of \$75,000 is provided for administrators, \$70,000 is provided for certified employees and \$60,000 is provided for classified employees.

**CANTON LOCAL SCHOOL DISTRICT
STARK COUNTY, OHIO**

NOTES TO THE BASIC FINANCIAL STATEMENTS
FOR THE FISCAL YEAR ENDED JUNE 30, 2018

NOTE 11 - RISK MANAGEMENT

A. Comprehensive

The District is exposed to various risks of loss related to torts, theft of, damage to, and destruction of assets, errors and omissions; injuries to employees and natural disasters. During fiscal year 2018, the District contracted with Liberty Mutual Insurance Company for education liability, commercial auto coverage, property, general and excess liability insurance. The Liberty Mutual Insurance Company also covers boiler and machinery, inland marine, audio/visual equipment and musical instruments. Coverages under these policies are as follows:

<u>Company</u>	<u>Type of Coverage</u>	<u>Coverage Amount</u>
Liberty Mutual Insurance	Commercial Property	\$112,920,800
	Computers and Equipment	2,755,056
	Musical Instruments	310,413
	School Cameras	117,220
	Commercial Auto	1,000,000
	Customer's Autos - Garage Keepers	60,000
	Uninsured Motorists Bodily Injury	100,000
	Uninsured Motorist Property Damage	7,500
	Umbrella Liability	10,000,000
	General Liability, General aggregate	2,000,000
	General Liability, per occurrence	1,000,000
	Damage to rented premises	300,000
	Medical Expense	15,000
Flood	500,000	

Settled claims have not exceeded this commercial coverage in any of the past three years and there have been no significant reductions in insurance coverage from last year.

B. Employee Health Benefits

The District has contracted with Stark County Schools Council of Governments (a shared risk pool) (Note 2) to provide employee medical/surgical benefits. Rates are set through an annual calculation process. The District pays a monthly contribution which is placed in a common fund from which claim payments are made for all participants. The District's Board of Education pays \$1,889 for family coverage health and dental insurance and \$776 for single coverage health and dental insurance, per month. The average employee's share of monthly premiums is \$251 for family coverage and \$103 for single coverage. The District received two premium holidays for fiscal year 2018 meaning the District's Board and the employees did not have to pay premiums for two months.

Claims are paid for all participants regardless of claims flow. Upon termination, all District claims would be paid without regard to the District's account balance. The Directors have the right to hold monies for an exiting district subsequent to the settlement of all expenses and claims.

**CANTON LOCAL SCHOOL DISTRICT
STARK COUNTY, OHIO**

NOTES TO THE BASIC FINANCIAL STATEMENTS
FOR THE FISCAL YEAR ENDED JUNE 30, 2018

NOTE 11 - RISK MANAGEMENT - (Continued)

C. Workers' Compensation

The District participates in a workers' compensation program jointly sponsored by the Ohio Association of School Business Officials (OASBO) and the Ohio School Board Association (OSBA), known as SchoolComp (Note 2). CompManagement, Inc. (CMI) is the program's third party administrator. SchoolComp serves to group its members' risks for the purpose of obtaining a favorable experience rating to determine its premium liability to the Ohio Bureau of Workers' Compensation (OBWC) and the Ohio Workers' Compensation Fund. This may be accomplished through participation in a group rating program or through group retrospective rating. The District has chosen to participate in the group rating program for the current fiscal year. Participation in SchoolComp is restricted to members who meet enrollment criteria and are jointly in good standing with OASBO and OSBA. OASBO and OSBA are certified sponsors recognized by OBWC.

NOTE 12 - DEFINED BENEFIT PENSION PLANS

Net Pension Liability

The net pension liability reported on the statement of net position represents a liability to employees for pensions. Pensions are a component of exchange transactions—between an employer and its employees—of salaries and benefits for employee services. Pensions are provided to an employee—on a deferred-payment basis—as part of the total compensation package offered by an employer for employee services each financial period. The obligation to sacrifice resources for pensions is a present obligation because it was created as a result of employment exchanges that already have occurred.

The net pension liability represents the District's proportionate share of each pension plan's collective actuarial present value of projected benefit payments attributable to past periods of service, net of each pension plan's fiduciary net position. The net pension liability calculation is dependent on critical long-term variables, including estimated average life expectancies, earnings on investments, cost of living adjustments and others. While these estimates use the best information available, unknowable future events require adjusting this estimate annually.

The Ohio Revised Code limits the District's obligation for this liability to annually required payments. The District cannot control benefit terms or the manner in which pensions are financed; however, the District does receive the benefit of employees' services in exchange for compensation including pension.

GASB 68 assumes the liability is solely the obligation of the employer, because (1) they benefit from employee services; and (2) State statute requires all funding to come from these employers. All contributions to date have come solely from these employers (which also includes costs paid in the form of withholdings from employees). State statute requires the pension plans to amortize unfunded liabilities within 30 years. If the amortization period exceeds 30 years, each pension plan's board must propose corrective action to the State legislature. Any resulting legislative change to benefits or funding could significantly affect the net pension liability. Resulting adjustments to the net pension liability would be effective when the changes are legally enforceable.

The proportionate share of each plan's unfunded benefits is presented as a long-term *net pension liability* on the accrual basis of accounting. Any liability for the contractually-required pension contribution outstanding at the end of the year is included in *pension and postemployment benefits payable* on both the accrual and modified accrual bases of accounting.

**CANTON LOCAL SCHOOL DISTRICT
STARK COUNTY, OHIO**

NOTES TO THE BASIC FINANCIAL STATEMENTS
FOR THE FISCAL YEAR ENDED JUNE 30, 2018

NOTE 12 - DEFINED BENEFIT PENSION PLANS - (Continued)

Plan Description - School Employees Retirement System (SERS)

Plan Description - The District non-teaching employees participate in SERS, a cost-sharing multiple-employer defined benefit pension plan administered by SERS. SERS provides retirement, disability and survivor benefits, annual cost-of-living adjustments, and death benefits to plan members and beneficiaries. Authority to establish and amend benefits is provided by Ohio Revised Code Chapter 3309. SERS issues a publicly available, stand-alone financial report that includes financial statements, required supplementary information and detailed information about SERS' fiduciary net position. That report can be obtained by visiting the SERS website at www.ohsers.org under Employers/Audit Resources.

Age and service requirements for retirement are as follows:

	Eligible to Retire on or before August 1, 2017 *	Eligible to Retire on or after August 1, 2017
Full benefits	Any age with 30 years of service credit	Age 67 with 10 years of service credit; or Age 57 with 30 years of service credit
Actuarially reduced benefits	Age 60 with 5 years of service credit Age 55 with 25 years of service credit	Age 62 with 10 years of service credit; or Age 60 with 25 years of service credit

* Members with 25 years of service credit as of August 1, 2017, will be included in this plan.

Annual retirement benefits are calculated based on final average salary multiplied by a percentage that varies based on year of service; 2.2 percent for the first thirty years of service and 2.5 percent for years of service credit over 30. Final average salary is the average of the highest three years of salary.

One year after an effective benefit date, a benefit recipient is entitled to a three percent cost-of-living adjustment (COLA). This same COLA is added each year to the base benefit amount on the anniversary date of the benefit.

Funding Policy - Plan members are required to contribute 10 percent of their annual covered salary and the District is required to contribute 14 percent of annual covered payroll. The contribution requirements of plan members and employers are established and may be amended by the SERS' Retirement Board up to statutory maximum amounts of 10 percent for plan members and 14 percent for employers. The Retirement Board, acting with the advice of the actuary, allocates the employer contribution rate among four of the System's funds (Pension Trust Fund, Death Benefit Fund, Medicare B Fund, and Health Care Fund). For the fiscal year ended June 30, 2018, the allocation to pension, death benefits, and Medicare B was 13.5 percent. The remaining 0.5 percent of the employer contribution rate was allocated to the Health Care Fund.

The District's contractually required contribution to SERS was \$458,545 for fiscal year 2018. Of this amount, \$52,501 is reported as pension and postemployment benefits payable.

**CANTON LOCAL SCHOOL DISTRICT
STARK COUNTY, OHIO**

NOTES TO THE BASIC FINANCIAL STATEMENTS
FOR THE FISCAL YEAR ENDED JUNE 30, 2018

NOTE 12 - DEFINED BENEFIT PENSION PLANS - (Continued)

Plan Description - State Teachers Retirement System (STRS)

Plan Description - Licensed teachers participate in STRS Ohio, a cost-sharing multiple-employer public employee retirement system administered by STRS. STRS provides retirement and disability benefits to members and death and survivor benefits to beneficiaries. STRS issues a stand-alone financial report that includes financial statements, required supplementary information and detailed information about STRS' fiduciary net position. That report can be obtained by writing to STRS, 275 E. Broad St., Columbus, OH 43215-3771, by calling (888) 227-7877, or by visiting the STRS website at www.strsoh.org.

New members have a choice of three retirement plans; a Defined Benefit (DB) Plan, a Defined Contribution (DC) Plan and a Combined Plan. Benefits are established by Ohio Revised Code Chapter 3307. The DB Plan offers an annual retirement allowance based on final average salary multiplied by a percentage that varies based on years of service. Effective August 1, 2015, the calculation will be 2.2 percent of final average salary for the five highest years of earnings multiplied by all years of service. Effective July 1, 2017, the cost-of-living adjustment was reduced to zero. Members are eligible to retire at age 60 with five years of qualifying service credit, or age 55 with 26 years of service, or 31 years of service regardless of age. Eligibility changes will be phased in until August 1, 2026, when retirement eligibility for unreduced benefits will be five years of service credit and age 65, or 35 years of service credit and at least age 60.

The DC Plan allows members to place all their member contributions and 9.5 percent of the 14 percent employer contributions into an investment account. Investment allocation decisions are determined by the member. The remaining 4.5 percent of the 14 percent employer rate is allocated to the defined benefit unfunded liability. A member is eligible to receive a retirement benefit at age 50 and termination of employment. The member may elect to receive a lifetime monthly annuity or a lump sum withdrawal.

The Combined Plan offers features of both the DB Plan and the DC Plan. In the Combined Plan, 12% of the 14% member rate goes to the DC Plan and the remaining 2% is applied to the DB Plan. Member contributions to the DC Plan are allocated among investment choices by the member, and contributions to the DB Plan from the employer and the member are used to fund the defined benefit payment at a reduced level from the regular DB Plan. The defined benefit portion of the Combined Plan payment is payable to a member on or after age 60 with five years of service. The defined contribution portion of the account may be taken as a lump sum payment or converted to a lifetime monthly annuity after termination of employment at age 50 or later.

New members who choose the DC Plan or Combined Plan will have another opportunity to reselect a permanent plan during their fifth year of membership. Members may remain in the same plan or transfer to another STRS plan. The optional annuitization of a member's defined contribution account or the defined contribution portion of a member's Combined Plan account to a lifetime benefit results in STRS bearing the risk of investment gain or loss on the account. STRS has therefore included all three plan options as one defined benefit plan for GASB 68 reporting purposes.

A DB or Combined Plan member with five or more years of credited service who is determined to be disabled may qualify for a disability benefit. Eligible survivors of members who die before service retirement may qualify for monthly benefits. New members on or after July 1, 2013, must have at least ten years of qualifying service credit that apply for disability benefits. Members in the DC Plan who become disabled are entitled only to their account balance. If a member of the DC Plan dies before retirement benefits begin, the member's designated beneficiary is entitled to receive the member's account balance.

**CANTON LOCAL SCHOOL DISTRICT
STARK COUNTY, OHIO**

NOTES TO THE BASIC FINANCIAL STATEMENTS
FOR THE FISCAL YEAR ENDED JUNE 30, 2018

NOTE 12 - DEFINED BENEFIT PENSION PLANS - (Continued)

Funding Policy - Employer and member contribution rates are established by the State Teachers Retirement Board and limited by Chapter 3307 of the Ohio Revised Code. For fiscal year 2018, plan members were required to contribute 14 percent of their annual covered salary. The District was required to contribute 14 percent; the entire 14 percent was the portion used to fund pension obligations. The fiscal year 2018 contribution rates were equal to the statutory maximum rates.

The District's contractually required contribution to STRS was \$1,649,140 for fiscal year 2018. Of this amount, \$282,710 is reported as pension and postemployment benefits payable.

Net Pension Liability

The net pension liability was measured as of June 30, 2017, and the total pension liability used to calculate the net pension liability was determined by an actuarial valuation as of that date. The District's proportion of the net pension liability was based on the District's share of contributions to the pension plan relative to the projected contributions of all participating entities. Following is information related to the proportionate share and pension expense:

	SERS	STRS	Total
Proportion of the net pension liability prior measurement date	0.10005800%	0.10514586%	
Proportion of the net pension liability current measurement date	<u>0.09994070%</u>	<u>0.10241258%</u>	
Change in proportionate share	<u>-0.00011730%</u>	<u>-0.00273328%</u>	
Proportionate share of the net pension liability	\$ 5,971,236	\$ 24,328,328	\$ 30,299,564
Pension expense	\$ (302,138)	\$ (9,650,511)	\$ (9,952,649)

**CANTON LOCAL SCHOOL DISTRICT
STARK COUNTY, OHIO**

NOTES TO THE BASIC FINANCIAL STATEMENTS
FOR THE FISCAL YEAR ENDED JUNE 30, 2018

NOTE 12 - DEFINED BENEFIT PENSION PLANS - (Continued)

At June 30, 2018, the District reported deferred outflows of resources and deferred inflows of resources related to pensions from the following sources:

	<u>SERS</u>	<u>STRS</u>	<u>Total</u>
Deferred outflows of resources			
Differences between expected and actual experience	\$ 256,983	\$ 939,446	\$ 1,196,429
Changes of assumptions	308,776	5,320,873	5,629,649
Difference between District contributions and proportionate share of contributions/ change in proportionate share	5,036	-	5,036
District contributions subsequent to the measurement date	<u>458,545</u>	<u>1,649,140</u>	<u>2,107,685</u>
Total deferred outflows of resources	<u>\$ 1,029,340</u>	<u>\$ 7,909,459</u>	<u>\$ 8,938,799</u>
Deferred inflows of resources			
Differences between expected and actual experience	\$ -	\$ 196,077	\$ 196,077
Net difference between projected and actual earnings on pension plan investments	28,343	802,864	831,207
Difference between District contributions and proportionate share of contributions/ change in proportionate share	<u>103,414</u>	<u>840,350</u>	<u>943,764</u>
Total deferred inflows of resources	<u>\$ 131,757</u>	<u>\$ 1,839,291</u>	<u>\$ 1,971,048</u>

\$2,107,685 reported as deferred outflows of resources related to pension resulting from District contributions subsequent to the measurement date will be recognized as a reduction of the net pension liability in the year ending June 30, 2019. Other amounts reported as deferred outflows of resources and deferred inflows of resources related to pension will be recognized in pension expense as follows:

	<u>SERS</u>	<u>STRS</u>	<u>Total</u>
Fiscal Year Ending June 30:			
2019	\$ 152,274	\$ 838,075	\$ 990,349
2020	341,191	1,930,245	2,271,436
2021	84,774	1,386,031	1,470,805
2022	<u>(139,201)</u>	<u>266,677</u>	<u>127,476</u>
Total	<u>\$ 439,038</u>	<u>\$ 4,421,028</u>	<u>\$ 4,860,066</u>

**CANTON LOCAL SCHOOL DISTRICT
STARK COUNTY, OHIO**

NOTES TO THE BASIC FINANCIAL STATEMENTS
FOR THE FISCAL YEAR ENDED JUNE 30, 2018

NOTE 12 - DEFINED BENEFIT PENSION PLANS - (Continued)

Actuarial Assumptions - SERS

SERS' total pension liability was determined by their actuaries in accordance with GASB Statement No. 67, as part of their annual actuarial valuation for each defined benefit retirement plan. Actuarial valuations of an ongoing plan involve estimates of the value of reported amounts (e.g., salaries, credited service) and assumptions about the probability of occurrence of events far into the future (e.g., mortality, disabilities, retirements, employment termination). Actuarially determined amounts are subject to continual review and potential modifications, as actual results are compared with past expectations and new estimates are made about the future.

Projections of benefits for financial reporting purposes are based on the substantive plan (the plan as understood by the employers and plan members) and include the types of benefits provided at the time of each valuation and the historical pattern of sharing benefit costs between the employers and plan members to that point. The projection of benefits for financial reporting purposes does not explicitly incorporate the potential effects of legal or contractual funding limitations.

Actuarial calculations reflect a long-term perspective. For a newly hired employee, actuarial calculations will take into account the employee's entire career with the employer and also take into consideration the benefits, if any, paid to the employee after termination of employment until the death of the employee and any applicable contingent annuitant. In many cases actuarial calculations reflect several decades of service with the employer and the payment of benefits after termination.

Key methods and assumptions used in calculating the total pension liability in the latest actuarial valuation, prepared as of June 30, 2017, are presented below:

Wage inflation	3.00 percent
Future salary increases, including inflation	3.50 percent to 18.20 percent
COLA or ad hoc COLA	2.50 percent
Investment rate of return	7.50 percent net of investments expense, including inflation
Actuarial cost method	Entry age normal (level percent of payroll)

Prior to 2017, an assumption of 3 percent was used for COLA or Ad Hoc COLA.

For 2017, the mortality rates were based on the RP-2014 Blue Collar Mortality Table with fully generational projection and a five-year age set-back for both males and females. Mortality among service retired members, and beneficiaries were based upon the RP-2014 Blue Collar Mortality Table with fully generational projection with Scale BB, 120 percent of male rates, and 110 percent of female rates. Mortality among disabled members was based upon the RP-2000 Disabled Mortality Table, 90 percent for male rates and 100 percent for female rates, set back five years is used for the period after disability retirement.

The most recent experience study was completed for the five year period ended June 30, 2015.

**CANTON LOCAL SCHOOL DISTRICT
STARK COUNTY, OHIO**

NOTES TO THE BASIC FINANCIAL STATEMENTS
FOR THE FISCAL YEAR ENDED JUNE 30, 2018

NOTE 12 - DEFINED BENEFIT PENSION PLANS - (Continued)

The long-term return expectation for the Pension Plan Investments has been determined using a building-block approach and assumes a time horizon, as defined in SERS' *Statement of Investment Policy*. A forecasted rate of inflation serves as the baseline for the return expectation. Various real return premiums over the baseline inflation rate have been established for each asset class. The long-term expected nominal rate of return has been determined by calculating a weighted average of the expected real return premiums for each asset class, adding the projected inflation rate, and adding the expected return from rebalancing uncorrelated asset classes.

The target allocation and best estimates of arithmetic real rates of return for each major assets class are summarized in the following table:

<u>Asset Class</u>	<u>Target Allocation</u>	<u>Long Term Expected Real Rate of Return</u>
Cash	1.00 %	0.50 %
US Equity	22.50	4.75
International Equity	22.50	7.00
Fixed Income	19.00	1.50
Private Equity	10.00	8.00
Real Assets	15.00	5.00
Multi-Asset Strategies	<u>10.00</u>	3.00
Total	<u><u>100.00 %</u></u>	

Discount Rate - The total pension liability was calculated using the discount rate of 7.50 percent. The projection of cash flows used to determine the discount rate assumed the contributions from employers and from the members would be computed based on contribution requirements as stipulated by State statute. Projected inflows from investment earning were calculated using the long-term assumed investment rate of return (7.50 percent). Based on those assumptions, the plan's fiduciary net position was projected to be available to make all future benefit payments of current plan members. Therefore, the long-term expected rate of return on pension plan investments was applied to all periods of projected benefits to determine the total pension liability.

Sensitivity of the District's Proportionate Share of the Net Pension Liability to Changes in the Discount Rate - Net pension liability is sensitive to changes in the discount rate, and to illustrate the potential impact the following table presents the net pension liability calculated using the discount rate of 7.50 percent, as well as what each plan's net pension liability would be if it were calculated using a discount rate that is one percentage point lower (6.50 percent), or one percentage point higher (8.50 percent) than the current rate.

	<u>1% Decrease (6.50%)</u>	<u>Current Discount Rate (7.50%)</u>	<u>1% Increase (8.50%)</u>
District's proportionate share of the net pension liability	\$ 8,286,524	\$ 5,971,236	\$ 4,031,710

**CANTON LOCAL SCHOOL DISTRICT
STARK COUNTY, OHIO**

NOTES TO THE BASIC FINANCIAL STATEMENTS
FOR THE FISCAL YEAR ENDED JUNE 30, 2018

NOTE 12 - DEFINED BENEFIT PENSION PLANS - (Continued)

Actuarial Assumptions - STRS Ohio

Key methods and assumptions used in the latest actuarial valuation, reflecting experience study results used in the July 1, 2017, actuarial valuation, compared with July 1, 2016 are presented below:

	July 1, 2017	July 1, 2016
Inflation	2.50 percent	2.75 percent
Projected salary increases	12.50 percent at age 20 to 2.50 percent at age 65	12.25 percent at age 20 to 2.75 percent at age 70
Investment rate of return	7.45 percent, net of investment expenses, including inflation	7.75 percent, net of investment expenses, including inflation
Payroll increases	3 percent	3.5 percent
Cost-of-living adjustments (COLA)	0.0 percent, effective July 1, 2017	2 percent simple applied as follows: for members retiring before August 1, 2013, 2 percent per year; for members retiring August 1, 2013, or later, 2 percent COLA commences on fifth anniversary of retirement date.

For the July 1, 2017, actuarial valuation, post-retirement mortality rates for healthy retirees are based on the RP-2014 Annuitant Mortality Table with 50 percent of rates through age 69, 70 percent of rates between ages 70 and 79, 90 percent of rates between ages 80 and 84, and 100 percent of rates thereafter, projected forward generationally using mortality improvement scale MP-2016. Post-retirement disabled mortality rates are based on the RP-2014 Disabled Mortality Table with 90 percent of rates for males and 100 percent of rates for females, projected forward generationally using mortality improvement scale MP-2016. Pre-retirement mortality rates are based on RP-2014 Employee Mortality Table, projected forward generationally using mortality improvement scale MP-2016.

For the July 1, 2016 actuarial valuation, mortality rates were based on the RP-2000 Combined Mortality Table (Projection 2022—Scale AA) for Males and Females. Males' ages are set-back two years through age 89 and no set-back for age 90 and above. Females younger than age 80 are set back four years, one year set back from age 80 through 89, and no set back from age 90 and above.

Actuarial assumptions used in the July 1 2017, valuation are based on the results of an actuarial experience study for the period July 1, 2011 through June 30, 2016. Actuarial assumptions used in the June 30, 2016, valuation are based on the results of an actuarial experience study, effective July 1, 2012.

**CANTON LOCAL SCHOOL DISTRICT
STARK COUNTY, OHIO**

NOTES TO THE BASIC FINANCIAL STATEMENTS
FOR THE FISCAL YEAR ENDED JUNE 30, 2018

NOTE 12 - DEFINED BENEFIT PENSION PLANS - (Continued)

STRS Ohio's investment consultant develops an estimate range for the investment return assumption based on the target allocation adopted by the Retirement Board. The target allocation and long-term expected rate of return for each major asset class are summarized as follows:

Asset Class	Target Allocation	Long Term Expected Real Rate of Return *
Domestic Equity	28.00 %	7.35 %
International Equity	23.00	7.55
Alternatives	17.00	7.09
Fixed Income	21.00	3.00
Real Estate	10.00	6.00
Liquidity Reserves	1.00	2.25
Total	<u>100.00 %</u>	

*10-Year annualized geometric nominal returns, which include the real rate of return and inflation of 2.25% and does not include investment expenses. Over a 30-year period, STRS' investment consultant indicates that the above target allocations should generate a return above the actuarial rate of return, without net value added by management.

Discount Rate - The discount rate used to measure the total pension liability was 7.45 percent as of June 30, 2017. The discount rate used to measure the total pension liability was 7.75 percent as of June 30, 2016. The projection of cash flows used to determine the discount rate assumes member and employer contributions will be made at the statutory contribution rates in accordance with rate increases described above. For this purpose, only employer contributions that are intended to fund benefits of current plan members and their beneficiaries are included. Projected employer contributions that are intended to fund the service costs of future plan members and their beneficiaries, as well as projected contributions from future plan members, are not included. Based on those assumptions, STRS' fiduciary net position was projected to be available to make all projected future benefit payments to current plan members as of June 30, 2017. Therefore, the long-term expected rate of return on pension plan investments of 7.45 percent was applied to all periods of projected benefit payment to determine the total pension liability as of June 30, 2017.

Sensitivity of the District's Proportionate Share of the Net Pension Liability to Changes in the Discount Rate - The following table presents the District's proportionate share of the net pension liability calculated using the current period discount rate assumption of 7.45 percent, as well as what the District's proportionate share of the net pension liability would be if it were calculated using a discount rate that is one-percentage-point lower (6.45 percent) or one-percentage-point higher (8.45 percent) than the current rate:

	1% Decrease (6.45%)	Current Discount Rate (7.45%)	1% Increase (8.45%)
District's proportionate share of the net pension liability	\$ 34,873,830	\$ 24,328,328	\$ 15,445,323

**CANTON LOCAL SCHOOL DISTRICT
STARK COUNTY, OHIO**

NOTES TO THE BASIC FINANCIAL STATEMENTS
FOR THE FISCAL YEAR ENDED JUNE 30, 2018

NOTE 13 - DEFINED BENEFIT OPEB PLANS

Net OPEB Liability

The net OPEB liability reported on the statement of net position represents a liability to employees for OPEB. OPEB is a component of exchange transactions—between an employer and its employees—of salaries and benefits for employee services. OPEB are provided to an employee—on a deferred-payment basis—as part of the total compensation package offered by an employer for employee services each financial period. The obligation to sacrifice resources for OPEB is a present obligation because it was created as a result of employment exchanges that already have occurred.

The net OPEB liability represents the District's proportionate share of each OPEB plan's collective actuarial present value of projected benefit payments attributable to past periods of service, net of each OPEB plan's fiduciary net position. The net OPEB liability calculation is dependent on critical long-term variables, including estimated average life expectancies, earnings on investments, cost of living adjustments and others. While these estimates use the best information available, unknowable future events require adjusting these estimates annually.

The Ohio Revised Code limits the District's obligation for this liability to annually required payments. The District cannot control benefit terms or the manner in which OPEB are financed; however, the District does receive the benefit of employees' services in exchange for compensation including OPEB.

GASB 75 assumes the liability is solely the obligation of the employer, because they benefit from employee services. OPEB contributions come from these employers and health care plan enrollees which pay a portion of the health care costs in the form of a monthly premium. The Ohio Revised Code permits, but does not require the retirement systems to provide healthcare to eligible benefit recipients. Any change to benefits or funding could significantly affect the net OPEB liability. Resulting adjustments to the net OPEB liability would be effective when the changes are legally enforceable. The retirement systems may allocate a portion of the employer contributions to provide for these OPEB benefits.

The proportionate share of each plan's unfunded benefits is presented as a long-term *net OPEB liability* on the accrual basis of accounting. Any liability for the contractually-required OPEB contribution outstanding at the end of the year is included in *pension and postemployment benefits payable* on both the accrual and modified accrual bases of accounting.

**CANTON LOCAL SCHOOL DISTRICT
STARK COUNTY, OHIO**

NOTES TO THE BASIC FINANCIAL STATEMENTS
FOR THE FISCAL YEAR ENDED JUNE 30, 2018

NOTE 13 - DEFINED BENEFIT OPEB PLANS - (Continued)

Plan Description - School Employees Retirement System (SERS)

Health Care Plan Description - The District contributes to the SERS Health Care Fund, administered by SERS for non-certificated retirees and their beneficiaries. For GASB 75 purposes, this plan is considered a cost-sharing other postemployment benefit (OPEB) plan. SERS' Health Care Plan provides healthcare benefits to eligible individuals receiving retirement, disability, and survivor benefits, and to their eligible dependents. Members who retire after June 1, 1986, need 10 years of service credit, exclusive of most types of purchased credit, to qualify to participate in SERS' health care coverage. In addition to age and service retirees, disability benefit recipients and beneficiaries who are receiving monthly benefits due to the death of a member or retiree, are eligible for SERS' health care coverage. Most retirees and dependents choosing SERS' health care coverage are over the age of 65 and therefore enrolled in a fully insured Medicare Advantage plan; however, SERS maintains a traditional, self-insured preferred provider organization for its non-Medicare retiree population. For both groups, SERS offers a self-insured prescription drug program. Health care is a benefit that is permitted, not mandated, by statute. The financial report of the Plan is included in the SERS Comprehensive Annual Financial Report which can be obtained on SERS' website at www.ohsers.org under Employers/Audit Resources.

Access to health care for retirees and beneficiaries is permitted in accordance with Section 3309 of the Ohio Revised Code. The Health Care Fund was established and is administered in accordance with Internal Revenue Code Section 105(e). SERS' Retirement Board reserves the right to change or discontinue any health plan or program. Active employee members do not contribute to the Health Care Plan. The SERS Retirement Board established the rules for the premiums paid by the retirees for health care coverage for themselves and their dependents or for their surviving beneficiaries. Premiums vary depending on the plan selected, qualified years of service, Medicare eligibility, and retirement status.

Funding Policy - State statute permits SERS to fund the health care benefits through employer contributions. Each year, after the allocation for statutorily required pensions and benefits, the Retirement Board may allocate the remainder of the employer contribution of 14 percent of covered payroll to the Health Care Fund in accordance with the funding policy. For fiscal year 2018, .5 percent of covered payroll was made to health care. An additional health care surcharge on employers is collected for employees earning less than an actuarially determined minimum compensation amount, pro-rated if less than a full year of service credit was earned. For fiscal year 2018, this amount was \$23,700. Statutes provide that no employer shall pay a health care surcharge greater than 2 percent of that employer's SERS-covered payroll; nor may SERS collect in aggregate more than 1.5 percent of the total statewide SERS-covered payroll for the health care surcharge. For fiscal year 2018, the District's surcharge obligation was \$56,499.

The surcharge, added to the allocated portion of the 14 percent employer contribution rate is the total amount assigned to the Health Care Fund. The District's contractually required contribution to SERS was \$73,482 for fiscal year 2018. Of this amount, \$58,443 is reported as pension and postemployment benefits payable.

**CANTON LOCAL SCHOOL DISTRICT
STARK COUNTY, OHIO**

NOTES TO THE BASIC FINANCIAL STATEMENTS
FOR THE FISCAL YEAR ENDED JUNE 30, 2018

NOTE 13 - DEFINED BENEFIT OPEB PLANS - (Continued)

Plan Description - State Teachers Retirement System (STRS)

Plan Description – The State Teachers Retirement System of Ohio (STRS) administers a cost-sharing Health Plan administered for eligible retirees who participated in the defined benefit or combined pension plans offered by STRS. Ohio law authorizes STRS to offer this plan. Benefits include hospitalization, physicians’ fees, prescription drugs and partial reimbursement of monthly Medicare Part B premiums. Medicare Part B premium reimbursements will be discontinued effective January 1, 2020. The Plan is included in the report of STRS which can be obtained by visiting www.strsoh.org or by calling (888) 227-7877.

Funding Policy – Ohio Revised Code Chapter 3307 authorizes STRS to offer the Plan and gives the Retirement Board discretionary authority over how much, if any, of the health care costs will be absorbed by STRS. Active employee members do not contribute to the Health Care Plan. Nearly all health care plan enrollees, for the most recent year, pay a portion of the health care costs in the form of a monthly premium. Under Ohio law, funding for post-employment health care may be deducted from employer contributions, currently 14 percent of covered payroll. For the fiscal year ended June 30, 2018, STRS did not allocate any employer contributions to post-employment health care.

Net OPEB Liability

The net OPEB liability was measured as of June 30, 2017, and the total OPEB liability used to calculate the net OPEB liability was determined by an actuarial valuation as of that date. The District's proportion of the net OPEB liability was based on the District's share of contributions to the respective retirement systems relative to the contributions of all participating entities. Following is information related to the proportionate share and OPEB expense:

	SERS	STRS	Total
Proportion of the net OPEB liability prior measurement date	0.10151260%	0.10514586%	
Proportion of the net OPEB liability current measurement date	<u>0.10160710%</u>	<u>0.10241258%</u>	
Change in proportionate share	<u>0.00009450%</u>	<u>-0.00273328%</u>	
Proportionate share of the net OPEB liability	\$ 2,726,868	\$ 3,995,761	\$ 6,722,629
OPEB expense	\$ 160,825	\$ (1,240,172)	\$ (1,079,347)

**CANTON LOCAL SCHOOL DISTRICT
STARK COUNTY, OHIO**

NOTES TO THE BASIC FINANCIAL STATEMENTS
FOR THE FISCAL YEAR ENDED JUNE 30, 2018

NOTE 13 - DEFINED BENEFIT OPEB PLANS - (Continued)

At June 30, 2018, the District reported deferred outflows of resources and deferred inflows of resources related to OPEB from the following sources:

	<u>SERS</u>	<u>STRS</u>	<u>Total</u>
Deferred outflows of resources			
Differences between expected and actual experience	\$ -	\$ 230,660	\$ 230,660
District contributions subsequent to the measurement date	<u>73,482</u>	<u>-</u>	<u>73,482</u>
Total deferred outflows of resources	<u>\$ 73,482</u>	<u>\$ 230,660</u>	<u>\$ 304,142</u>
Deferred inflows of resources			
Net difference between projected and actual earnings on pension plan investments	\$ 7,201	\$ 170,788	\$ 177,989
Changes of assumptions	258,765	321,872	580,637
Difference between District contributions and proportionate share of contributions/change in proportionate share	<u>5,217</u>	<u>125,295</u>	<u>130,512</u>
Total deferred inflows of resources	<u>\$ 271,183</u>	<u>\$ 617,955</u>	<u>\$ 889,138</u>

\$73,482 reported as deferred outflows of resources related to OPEB resulting from District contributions subsequent to the measurement date will be recognized as a reduction of the net OPEB liability in the year ending June 30, 2019. Other amounts reported as deferred outflows of resources and deferred inflows of resources related to OPEB will be recognized in OPEB expense as follows:

	<u>SERS</u>	<u>STRS</u>	<u>Total</u>
Fiscal Year Ending June 30:			
2019	\$ (97,446)	\$ (78,781)	\$ (176,227)
2020	(97,446)	(78,781)	(176,227)
2021	(74,490)	(78,781)	(153,271)
2022	(1,800)	(78,781)	(80,581)
2023	(1)	(36,084)	(36,085)
Thereafter	<u>-</u>	<u>(36,087)</u>	<u>(36,087)</u>
Total	<u>\$ (271,183)</u>	<u>\$ (387,295)</u>	<u>\$ (658,478)</u>

**CANTON LOCAL SCHOOL DISTRICT
STARK COUNTY, OHIO**

NOTES TO THE BASIC FINANCIAL STATEMENTS
FOR THE FISCAL YEAR ENDED JUNE 30, 2018

NOTE 13 - DEFINED BENEFIT OPEB PLANS - (Continued)

Actuarial Assumptions - SERS

The total OPEB liability is determined by SERS' actuaries in accordance with GASB Statement No. 74, as part of their annual actuarial valuation for each retirement plan. Actuarial valuations of an ongoing plan involve estimates of the value of reported amounts (e.g., salaries, credited service) and assumptions about the probability of occurrence of events far into the future (e.g., mortality, disabilities, retirements, employment terminations). Actuarially determined amounts are subject to continual review and potential modifications, as actual results are compared with past expectations and new estimates are made about the future.

Projections of benefits for financial reporting purposes are based on the substantive plan (the plan as understood by the employers and plan members) and include the types of benefits provided at the time of each valuation and the historical pattern of sharing benefit costs between the employers and plan members to that point. The projection of benefits for financial reporting purposes does not explicitly incorporate the potential effects of legal or contractual funding limitations.

Actuarial calculations reflect a long-term perspective. For a newly hired employee, actuarial calculations will take into account the employee's entire career with the employer and also take into consideration the benefits, if any, paid to the employee after termination of employment until the death of the employee and any applicable contingent annuitant. In many cases, actuarial calculations reflect several decades of service with the employer and the payment of benefits after termination.

Key methods and assumptions used in calculating the total OPEB liability in the latest actuarial valuation date of June 30, 2017, are presented below:

Wage inflation	3.00 percent
Future salary increases, including inflation	3.50 percent to 18.20 percent
Investment rate of return	7.50 percent net of investments expense, including inflation
Municipal bond index rate:	
Measurement date	3.56 percent
Prior measurement date	2.92 percent
Single equivalent interest rate, net of plan investment expense, including price inflation:	
Measurement date	3.63 percent
Prior measurement date	2.98 percent
Medical trend assumption:	
Medicare	5.50 to 5.00 percent
Pre-Medicare	7.50 to 5.00 percent

Mortality rates were based on the RP-2014 Blue Collar Mortality Table with fully generational projection and Scale BB, 120 percent of male rates and 110 percent of female rates. RP-2000 Disabled Mortality Table with 90 percent for male rates and 100 percent for female rates set back five years.

The most recent experience study was completed for the five year period ended June 30, 2015.

**CANTON LOCAL SCHOOL DISTRICT
STARK COUNTY, OHIO**

NOTES TO THE BASIC FINANCIAL STATEMENTS
FOR THE FISCAL YEAR ENDED JUNE 30, 2018

NOTE 13 - DEFINED BENEFIT OPEB PLANS - (Continued)

The long-term expected rate of return on plan assets is reviewed as part of the actuarial five-year experience study. The most recent study covers fiscal years 2010 through 2015, and was adopted by the Board on April 21, 2016. Several factors are considered in evaluating the long-term rate of return assumption including long-term historical data, estimates inherent in current market data, and a log-normal distribution analysis in which best-estimate ranges of expected future real rates of return were developed by the investment consultant for each major asset class. These ranges were combined to produce the long-term expected rate of return, 7.50 percent, by weighting the expected future real rates of return by the target asset allocation percentage and then adding expected inflation. The capital market assumptions developed by the investment consultant are intended for use over a 10-year horizon and may not be useful in setting the long-term rate of return for funding pension plans which covers a longer timeframe. The assumption is intended to be a long-term assumption and is not expected to change absent a significant change in the asset allocation, a change in the inflation assumption, or a fundamental change in the market that alters expected returns in future years.

The target asset allocation and best estimates of arithmetic real rates of return for each major asset class, as used in the June 30, 2015 five-year experience study, are summarized as follows:

<u>Asset Class</u>	<u>Target Allocation</u>	<u>Long-Term Expected Real Rate of Return</u>
Cash	1.00 %	0.50 %
US Stocks	22.50	4.75
Non-US Stocks	22.50	7.00
Fixed Income	19.00	1.50
Private Equity	10.00	8.00
Real Assets	15.00	5.00
Multi-Asset Strategies	10.00	3.00
Total	<u>100.00 %</u>	

Discount Rate - The discount rate used to measure the total OPEB liability at June 30, 2017 was 3.63 percent. The discount rate used to measure total OPEB liability prior to June 30, 2017 was 2.98 percent. The projection of cash flows used to determine the discount rate assumed that contributions will be made from members and the System at the state statute contribution rate of 2.00 percent of projected covered employee payroll each year, which includes a 1.50 percent payroll surcharge and 0.50 percent of contributions from the basic benefits plan. Based on these assumptions, the OPEB plan's fiduciary net position was projected to become insufficient to make future benefit payments during the fiscal year ending June 30, 2025. Therefore, the long-term expected rate of return on OPEB plan assets was used to present value the projected benefit payments through the fiscal year ending June 30, 2024 and the Fidelity General Obligation 20-year Municipal Bond Index rate of 3.56 percent, as of June 30, 2017 (i.e. municipal bond rate), was used to present value the projected benefit payments for the remaining years in the projection. The total present value of projected benefit payments from all years was then used to determine the single rate of return that was used as the discount rate. The projection of future benefit payments for all current plan members was until the benefit payments ran out.

**CANTON LOCAL SCHOOL DISTRICT
STARK COUNTY, OHIO**

NOTES TO THE BASIC FINANCIAL STATEMENTS
FOR THE FISCAL YEAR ENDED JUNE 30, 2018

NOTE 13 - DEFINED BENEFIT OPEB PLANS - (Continued)

Sensitivity of the District's Proportionate Share of the Net OPEB Liability to Changes in the Discount Rate and Changes in the Health Care Cost Trend Rates - The net OPEB liability is sensitive to changes in the discount rate and the health care cost trend rate. The following table presents the net OPEB liability of SERS, what SERS' net OPEB liability would be if it were calculated using a discount rate that is 1 percentage point lower (2.63%) and higher (4.63%) than the current discount rate (3.63%). Also shown is what SERS' net OPEB liability would be based on health care cost trend rates that are 1 percentage point lower (6.5% decreasing to 4.0%) and higher (8.5% decreasing to 6.0%) than the current rate.

	1% Decrease (2.63%)	Current Discount Rate (3.63%)	1% Increase (4.63%)
District's proportionate share of the net OPEB liability	\$ 3,293,040	\$ 2,726,868	\$ 2,278,315
	1% Decrease (6.5 % decreasing to 4.0 %)	Current Trend Rate (7.5 % decreasing to 5.0 %)	1% Increase (8.5 % decreasing to 6.0 %)
District's proportionate share of the net OPEB liability	\$ 2,212,649	\$ 2,726,868	\$ 3,407,445

Actuarial Assumptions - STRS

Key methods and assumptions used in the latest actuarial valuation, reflecting experience study results used in the June 30, 2017, actuarial valuation are presented below:

Inflation	2.50 percent
Projected salary increases	12.50 percent at age 20 to 2.50 percent at age 65
Investment rate of return	7.45 percent, net of investment expenses, including inflation
Payroll increases	3 percent
Cost-of-living adjustments (COLA)	0.0 percent, effective July 1, 2017
Blended discount rate of return	4.13 percent
Health care cost trends	6 to 11 percent initial, 4.5 percent ultimate

Projections of benefits include the historical pattern of sharing benefit costs between the employers and retired plan members.

For healthy retirees the mortality rates are based on the RP-2014 Annuitant Mortality Table with 50 percent of rates through age 69, 70 percent of rates between ages 70 and 79, 90 percent of rates between ages 80 and 84, and 100 percent of rates thereafter, projected forward generationally using mortality improvement scale MP-2016. For disabled retirees, mortality rates are based on the RP-2014 Disabled Mortality Table with 90 percent of rates for males and 100 percent of rates for females, projected forward generationally using mortality improvement scale MP-2016.

**CANTON LOCAL SCHOOL DISTRICT
STARK COUNTY, OHIO**

NOTES TO THE BASIC FINANCIAL STATEMENTS
FOR THE FISCAL YEAR ENDED JUNE 30, 2018

NOTE 13 - DEFINED BENEFIT OPEB PLANS - (Continued)

Actuarial assumptions used in the June 30, 2017, valuation are based on the results of an actuarial experience study for the period July 1, 2011 through June 30, 2016.

Since the prior measurement date, the discount rate was increased from 3.26 percent to 4.13 percent based on the methodology defined under GASB Statement No. 74, Financial Reporting for Postemployment Benefit Plans Other Than Pension Plans (OPEB) and the long term expected rate of return was reduced from 7.75 percent to 7.45 percent. Valuation year per capita health care costs were updated, and the salary scale was modified. The percentage of future retirees electing each option was updated based on current data and the percentage of future disabled retirees and terminated vested participants electing health coverage were decreased. The assumed mortality, disability, retirement, withdrawal and future health care cost trend rates were modified along with the portion of rebated prescription drug costs.

Also since the prior measurement date, the subsidy multiplier for non-Medicare benefit recipients was reduced from 2.1 percent to 1.9 percent per year of service. Medicare Part B premium reimbursements were discontinued for certain survivors and beneficiaries and all remaining Medicare Part B premium reimbursements will be discontinued beginning January 2019. Subsequent to the current measurement date, the date for discontinuing remaining Medicare Part B premium reimbursements was extended to January 2020.

STRS' investment consultant develops an estimate range for the investment return assumption based on the target allocation adopted by the Retirement Board. The target allocation and long-term expected rate of return for each major asset class are summarized as follows:

<u>Asset Class</u>	<u>Target Allocation</u>	<u>Long Term Expected Real Rate of Return *</u>
Domestic Equity	28.00 %	7.35 %
International Equity	23.00	7.55
Alternatives	17.00	7.09
Fixed Income	21.00	3.00
Real Estate	10.00	6.00
Liquidity Reserves	<u>1.00</u>	2.25
Total	<u><u>100.00 %</u></u>	

*10-Year annualized geometric nominal returns, which include the real rate of return and inflation of 2.25% and does not include investment expenses. Over a 30-year period, STRS' investment consultant indicates that the above target allocations should generate a return above the actuarial rate of return, without net value added by management.

**CANTON LOCAL SCHOOL DISTRICT
STARK COUNTY, OHIO**

NOTES TO THE BASIC FINANCIAL STATEMENTS
FOR THE FISCAL YEAR ENDED JUNE 30, 2018

NOTE 13 - DEFINED BENEFIT OPEB PLANS - (Continued)

Discount Rate - The discount rate used to measure the total OPEB liability was 4.13 percent as of June 30, 2017. The projection of cash flows used to determine the discount rate assumes STRS Ohio continues to allocate no employer contributions to the health care fund. Based on these assumptions, the OPEB plan's fiduciary net position was not projected to be sufficient to make all projected future benefit payments of current plan members. The OPEB plan's fiduciary net position was projected to become insufficient to make future benefit payments during the fiscal year ending June 30, 2037. Therefore, the long-term expected rate of return on OPEB plan assets was used to determine the present value of the projected benefit payments through the fiscal year ending June 30, 2036 and the Bond Buyer 20-year municipal bond rate of 3.58 percent as of June 30, 2017 (i.e. municipal bond rate), was used to determine the present value of the projected benefit payments for the remaining years in the projection. The total present value of projected benefit payments from all years was then used to determine the single rate of return that was used as the discount rate. The blended discount rate of 4.13 percent, which represents the long-term expected rate of return of 7.45 percent for the funded benefit payments and the Bond Buyer 20-year municipal bond rate of 3.58 percent for the unfunded benefit payments, was used to measure the total OPEB liability as of June 30, 2017. A blended discount rate of 3.26 percent which represents the long term expected rate of return of 7.75 percent for the funded benefit payments and the Bond Buyer 20-year municipal bond rate of 2.85 percent for the unfunded benefit payments was used to measure the total OPEB liability at June 30, 2016.

Sensitivity of the District's Proportionate Share of the Net OPEB Liability to Changes in the Discount and Health Care Cost Trend Rate - The following table represents the net OPEB liability as of June 30, 2017, calculated using the current period discount rate assumption of 4.13 percent, as well as what the net OPEB liability would be if it were calculated using a discount rate that is one percentage point lower (3.13 percent) or one percentage point higher (5.13 percent) than the current assumption. Also shown is the net OPEB liability as if it were calculated using health care cost trend rates that are one percentage point lower or one percentage point higher than the current health care cost trend rates.

	1% Decrease (3.13%)	Current Discount Rate (4.13%)	1% Increase (5.13%)
District's proportionate share of the net OPEB liability	\$ 5,364,245	\$ 3,995,761	\$ 2,914,211
	1% Decrease	Current Trend Rate	1% Increase
District's proportionate share of the net OPEB liability	\$ 2,776,083	\$ 3,995,761	\$ 5,600,999

**CANTON LOCAL SCHOOL DISTRICT
STARK COUNTY, OHIO**

NOTES TO THE BASIC FINANCIAL STATEMENTS
FOR THE FISCAL YEAR ENDED JUNE 30, 2018

NOTE 14 - BUDGETARY BASIS OF ACCOUNTING

While reporting financial position, results of operations, and changes in fund balance on the basis of generally accepted accounting principles (GAAP), the budgetary basis as provided by law is based upon accounting for certain transactions on a basis of cash receipts and disbursements.

The statement of revenue, expenditures and changes in fund balance - budget and actual (non-GAAP budgetary basis) presented for the general fund is presented on the budgetary basis to provide a meaningful comparison of actual results with the budget. The major differences between the budget basis and the GAAP basis are that:

- (a) Revenues and other financing sources are recorded when received in cash (budget basis) as opposed to when susceptible to accrual (GAAP basis);
- (b) Expenditures and other financing uses are recorded when paid in cash (budget basis) as opposed to when the liability is incurred (GAAP basis);
- (c) In order to determine compliance with Ohio law, and to reserve that portion of the applicable appropriation, total outstanding encumbrances (budget basis) are recorded as the equivalent of an expenditure, as opposed to assigned or committed fund balance for that portion of outstanding encumbrances not already recognized as an account payable (GAAP basis); and,
- (d) Some funds are included in the general fund (GAAP basis), but have separate legally adopted budgets (budget basis).

The adjustments necessary to convert the results of operations for the year on the budget basis to the GAAP basis for the general fund is as follows:

Net Change in Fund Balance

	<u>General fund</u>
Budget basis	\$ (458,404)
Net adjustment for revenue accruals	108,075
Net adjustment for expenditure accruals	143,664
Net adjustment for other sources/uses	(93,724)
Funds budgeted elsewhere	9,673
Adjustment for encumbrances	627,445
GAAP basis	\$ 336,729

Certain funds that are legally budgeted in separate special revenue funds are considered part of the general fund on a GAAP basis. This includes the special rotary fund, public school support fund and the uniform school supplies fund.

**CANTON LOCAL SCHOOL DISTRICT
STARK COUNTY, OHIO**

NOTES TO THE BASIC FINANCIAL STATEMENTS
FOR THE FISCAL YEAR ENDED JUNE 30, 2018

NOTE 15 - CONTINGENCIES

A. Grants

The District receives significant financial assistance from numerous federal, State and local agencies in the form of grants. The disbursement of funds received under these programs generally requires compliance with terms and conditions specified in the grant agreements and are subject to audit by the grantor agencies. Any disallowed claims resulting from such audits could become a liability of the District. However, in the opinion of management, any such disallowed claims will not have a material effect on the financial position of the District.

B. Litigation

The District is not a party to legal proceedings that would have a material effect on the financial condition of the District.

C. Foundation Funding

District Foundation funding is based on the annualized full-time equivalent (FTE) enrollment of each student. The Ohio Department of Education (ODE) is legislatively required to adjust/reconcile funding as enrollment information is updated by schools throughout the State, which can extend past the fiscal year end. The final adjustment was not material and is not reflected in the accompanying financial statements.

NOTE 16 - SET-ASIDES

The District is required by State law to annually set-aside certain general fund revenue amounts, as defined by statutory formula, for the acquisition and construction of capital improvements. Amounts not spent by the end of the fiscal year or offset by similarly restricted resources received during the year must be held in cash at fiscal year-end. This amount must be carried forward to be used for the same purpose in future years. Expenditures exceeding the set-aside requirement may not be carried forward to the next fiscal year.

The following cash-basis information describes the change in the fiscal year-end set-aside amount for capital improvements. Disclosure of this information is required by State statute.

	<u>Capital Improvements</u>
Set-aside balance June 30, 2017	\$ -
Current year set-aside requirement	342,277
Current year qualifying expenditures	(643,694)
Current year offsets	<u>(474,533)</u>
Total	\$ <u>(775,950)</u>
Balance carried forward to fiscal year 2019	<u>\$ -</u>
Set-aside balance June 30, 2018	<u>\$ -</u>

**CANTON LOCAL SCHOOL DISTRICT
STARK COUNTY, OHIO**

NOTES TO THE BASIC FINANCIAL STATEMENTS
FOR THE FISCAL YEAR ENDED JUNE 30, 2018

NOTE 17 - COMMITMENTS

The District utilizes encumbrance accounting as part of its budgetary controls. Encumbrances outstanding at year end may be reported as part of restricted, committed, or assigned classifications of fund balance. At year end, the District's commitments for encumbrances in the governmental funds were as follows:

<u>Fund Type</u>	<u>Year-End Encumbrances</u>
General fund	\$ 478,713
Other governmental	<u>1,759,581</u>
 Total	 <u>\$ 2,238,294</u>

NOTE 18 - CONTRACTUAL COMMITMENTS

As of June 30, 2018, the District had the following contractual commitments outstanding related to school improvement projects. A summary of the primary contractual commitments follows:

<u>Contractor</u>	<u>Contract Amount</u>	<u>Amount Paid Through June 30, 2018</u>	<u>Remaining Contract Amount</u>
Motter & Meadows	\$ 2,604,446	\$ 2,458,394	\$ 146,052
Knoch Corporation	18,012,486	17,457,838	554,648
Abbott Electric	2,763,524	2,742,251	21,273
Shook Construction	145,800	135,540	10,260
Beaver Constructors	<u>2,425,676</u>	<u>492,014</u>	<u>1,933,662</u>
 Total	 <u>\$ 25,951,932</u>	 <u>\$ 23,286,037</u>	 <u>\$ 2,665,895</u>

NOTE 19 - TAX ABATEMENTS ENTERED INTO BY OTHER GOVERNMENTS

The City of Canton and Canton Township entered into property tax abatement agreements with local businesses under Enterprise Zone tax abatement agreements. Enterprise zones are designated areas of land in which businesses can receive tax incentives in the form of tax exemptions on eligible new investment. The Enterprise Zone Program provides tax exemptions for a portion of the value of new real property when the investment is made in conjunction with a project that includes job creation or job retention. These tax abatements reduce assessed value by a percentage agreed upon by all parties that authorize these types of agreements. The agreements affect the property tax receipts collected and distributed to the District. Under the agreements, the District property taxes were reduced by \$277,845 during fiscal year 2018.

NOTE 20 – SUBSEQUENT EVENT

On July 1, 2018, the District experienced a waterline break that caused damage to the District's high school building. The District expects to receive an estimated \$2.3 million and to date have received \$1,485,913 to cover the cost of the damages in full.

THIS PAGE IS INTENTIONALLY LEFT BLANK

REQUIRED SUPPLEMENTARY INFORMATION

**CANTON LOCAL SCHOOL DISTRICT
STARK COUNTY, OHIO**

SCHEDULES OF REQUIRED SUPPLEMENTARY INFORMATION

SCHEDULE OF THE DISTRICT'S PROPORTIONATE SHARE OF
THE NET PENSION LIABILITY
SCHOOL EMPLOYEES RETIREMENT SYSTEM (SERS) OF OHIO

LAST FIVE FISCAL YEARS

	<u>2018</u>	<u>2017</u>	<u>2016</u>	<u>2015</u>	<u>2014</u>
District's proportion of the net pension liability	0.09994070%	0.10005800%	0.09987450%	0.10602500%	0.10602500%
District's proportionate share of the net pension liability	\$ 5,971,236	\$ 7,323,322	\$ 5,698,936	\$ 5,365,865	\$ 6,304,966
District's covered payroll	\$ 3,213,193	\$ 3,109,157	\$ 3,006,745	\$ 3,050,057	\$ 3,424,886
District's proportionate share of the net pension liability as a percentage of its covered payroll	185.83%	235.54%	189.54%	175.93%	184.09%
Plan fiduciary net position as a percentage of the total pension liability	69.50%	62.98%	69.16%	71.70%	65.52%

Note: Information prior to 2014 was unavailable. Schedule is intended to show information for 10 years. Additional years will be displayed as they become available.

Amounts presented for each fiscal year were determined as of the District's measurement date which is the prior year-end.

SEE ACCOMPANYING NOTES TO THE REQUIRED SUPPLEMENTARY INFORMATION

**CANTON LOCAL SCHOOL DISTRICT
STARK COUNTY, OHIO**

SCHEDULES OF REQUIRED SUPPLEMENTARY INFORMATION

SCHEDULE OF THE DISTRICT'S PROPORTIONATE SHARE OF
THE NET PENSION LIABILITY
STATE TEACHERS RETIREMENT SYSTEM (STRS) OF OHIO

LAST FIVE FISCAL YEARS

	<u>2018</u>	<u>2017</u>	<u>2016</u>	<u>2015</u>	<u>2014</u>
District's proportion of the net pension liability	0.10241258%	0.10514586%	0.10549623%	0.10712716%	0.10712716%
District's proportionate share of the net pension liability	\$ 24,328,328	\$ 35,195,489	\$ 29,156,072	\$ 26,057,033	\$ 31,038,967
District's covered payroll	\$ 11,421,564	\$ 11,417,829	\$ 11,173,314	\$ 10,163,621	\$ 10,492,929
District's proportionate share of the net pension liability as a percentage of its covered payroll	213.00%	308.25%	260.94%	256.38%	295.81%
Plan fiduciary net position as a percentage of the total pension liability	75.30%	66.80%	72.10%	74.70%	69.30%

Note: Information prior to 2014 was unavailable. Schedule is intended to show information for 10 years. Additional years will be displayed as they become available.

Amounts presented for each fiscal year were determined as of the District's measurement date which is the prior year-end.

SEE ACCOMPANYING NOTES TO THE REQUIRED SUPPLEMENTARY INFORMATION

**CANTON LOCAL SCHOOL DISTRICT
STARK COUNTY, OHIO**

SCHEDULES OF REQUIRED SUPPLEMENTARY INFORMATION

SCHEDULE OF DISTRICT PENSION CONTRIBUTIONS
SCHOOL EMPLOYEES RETIREMENT SYSTEM (SERS) OF OHIO

	LAST TEN FISCAL YEARS			
	<u>2018</u>	<u>2017</u>	<u>2016</u>	<u>2015</u>
Contractually required contribution	\$ 458,545	\$ 449,847	\$ 435,282	\$ 396,289
Contributions in relation to the contractually required contribution	<u>(458,545)</u>	<u>(449,847)</u>	<u>(435,282)</u>	<u>(396,289)</u>
Contribution deficiency (excess)	<u>\$ -</u>	<u>\$ -</u>	<u>\$ -</u>	<u>\$ -</u>
District's covered payroll	\$ 3,396,630	\$ 3,213,193	\$ 3,109,157	\$ 2,830,636
Contributions as a percentage of covered payroll	13.50%	14.00%	14.00%	13.18%

SEE ACCOMPANYING NOTES TO THE REQUIRED SUPPLEMENTARY INFORMATION

<u>2014</u>	<u>2013</u>	<u>2012</u>	<u>2011</u>	<u>2010</u>	<u>2009</u>
\$ 427,008	\$ 479,484	\$ 489,968	\$ 442,056	\$ 496,710	\$ 371,328
<u>(427,008)</u>	<u>(479,484)</u>	<u>(489,968)</u>	<u>(442,056)</u>	<u>(496,710)</u>	<u>(371,328)</u>
<u>\$ -</u>	<u>\$ -</u>	<u>\$ -</u>	<u>\$ -</u>	<u>\$ -</u>	<u>\$ -</u>
\$ 3,050,057	\$ 3,424,886	\$ 3,499,771	\$ 3,157,543	\$ 3,547,929	\$ 2,652,343
13.86%	13.84%	13.45%	12.57%	13.54%	9.84%

**CANTON LOCAL SCHOOL DISTRICT
STARK COUNTY, OHIO**

SCHEDULES OF REQUIRED SUPPLEMENTARY INFORMATION

SCHEDULE OF DISTRICT PENSION CONTRIBUTIONS
STATE TEACHERS RETIREMENT SYSTEM (STRS) OF OHIO

	LAST TEN FISCAL YEARS			
	<u>2018</u>	<u>2017</u>	<u>2016</u>	<u>2015</u>
Contractually required contribution	\$ 1,649,140	\$ 1,599,019	\$ 1,598,496	\$ 1,564,264
Contributions in relation to the contractually required contribution	<u>(1,649,140)</u>	<u>(1,599,019)</u>	<u>(1,598,496)</u>	<u>(1,564,264)</u>
Contribution deficiency (excess)	<u>\$ -</u>	<u>\$ -</u>	<u>\$ -</u>	<u>\$ -</u>
District's covered payroll	\$ 11,779,571	\$ 11,421,564	\$ 11,417,829	\$ 11,173,314
Contributions as a percentage of covered payroll	14.00%	14.00%	14.00%	14.00%

SEE ACCOMPANYING NOTES TO THE REQUIRED SUPPLEMENTARY INFORMATION

<u>2014</u>	<u>2013</u>	<u>2012</u>	<u>2011</u>	<u>2010</u>	<u>2009</u>
\$ 1,422,907	\$ 1,469,010	\$ 1,480,889	\$ 1,473,086	\$ 1,577,631	\$ 1,587,590
<u>(1,422,907)</u>	<u>(1,469,010)</u>	<u>(1,480,889)</u>	<u>(1,473,086)</u>	<u>(1,577,631)</u>	<u>(1,587,590)</u>
<u>\$ -</u>	<u>\$ -</u>	<u>\$ -</u>	<u>\$ -</u>	<u>\$ -</u>	<u>\$ -</u>
\$ 10,163,621	\$ 10,492,929	\$ 10,577,779	\$ 10,522,043	\$ 11,268,793	\$ 11,339,929
13.00%	13.00%	13.00%	13.00%	13.00%	13.00%

**CANTON LOCAL SCHOOL DISTRICT
STARK COUNTY, OHIO**

SCHEDULES OF REQUIRED SUPPLEMENTARY INFORMATION

SCHEDULE OF THE DISTRICT'S PROPORTIONATE SHARE OF
THE NET OPEB LIABILITY
SCHOOL EMPLOYEES RETIREMENT SYSTEM (SERS) OF OHIO

LAST TWO FISCAL YEARS

	2018	2017
District's proportion of the net OPEB liability	0.10160710%	0.10151260%
District's proportionate share of the net OPEB liability	\$ 2,726,868	\$ 2,893,485
District's covered payroll	\$ 3,213,193	\$ 3,109,157
District's proportionate share of the net OPEB liability as a percentage of its covered payroll	84.86%	93.06%
Plan fiduciary net position as a percentage of the total OPEB liability	12.46%	11.49%

Note: Information prior to 2017 was unavailable. Schedule is intended to show information for 10 years. Additional years will be displayed as they become available.

Amounts presented for each fiscal year were determined as of the District's measurement date which is the prior year-end.

SEE ACCOMPANYING NOTES TO THE REQUIRED SUPPLEMENTARY INFORMATION

**CANTON LOCAL SCHOOL DISTRICT
STARK COUNTY, OHIO**

SCHEDULES OF REQUIRED SUPPLEMENTARY INFORMATION

SCHEDULE OF THE DISTRICT'S PROPORTIONATE SHARE OF
THE NET OPEB LIABILITY
STATE TEACHERS RETIREMENT SYSTEM (STRS) OF OHIO

LAST TWO FISCAL YEARS

	2018	2017
District's proportion of the net OPEB liability	0.10241258%	0.10514586%
District's proportionate share of the net OPEB liability	\$ 3,995,761	\$ 5,623,228
District's covered payroll	\$ 11,421,564	\$ 11,417,829
District's proportionate share of the net OPEB liability as a percentage of its covered payroll	34.98%	49.25%
Plan fiduciary net position as a percentage of the total OPEB liability	47.10%	37.30%

Note: Information prior to 2017 was unavailable. Schedule is intended to show information for 10 years. Additional years will be displayed as they become available.

Amounts presented for each fiscal year were determined as of the District's measurement date which is the prior year-end.

SEE ACCOMPANYING NOTES TO THE REQUIRED SUPPLEMENTARY INFORMATION

**CANTON LOCAL SCHOOL DISTRICT
STARK COUNTY, OHIO**

SCHEDULES OF REQUIRED SUPPLEMENTARY INFORMATION

SCHEDULE OF DISTRICT OPEB CONTRIBUTIONS
SCHOOL EMPLOYEES RETIREMENT SYSTEM (SERS) OF OHIO

	LAST TEN FISCAL YEARS			
	<u>2018</u>	<u>2017</u>	<u>2016</u>	<u>2015</u>
Contractually required contribution	\$ 73,482	\$ 56,259	\$ 51,858	\$ 77,578
Contributions in relation to the contractually required contribution	<u>(73,482)</u>	<u>(56,259)</u>	<u>(51,858)</u>	<u>(77,578)</u>
Contribution deficiency (excess)	<u>\$ -</u>	<u>\$ -</u>	<u>\$ -</u>	<u>\$ -</u>
District's covered payroll	\$ 3,396,630	\$ 3,213,193	\$ 3,109,157	\$ 2,830,636
Contributions as a percentage of covered payroll	2.16%	1.75%	1.67%	2.74%

SEE ACCOMPANYING NOTES TO THE REQUIRED SUPPLEMENTARY INFORMATION

<u>2014</u>	<u>2013</u>	<u>2012</u>	<u>2011</u>	<u>2010</u>	<u>2009</u>
\$ 56,702	\$ 49,788	\$ 79,027	\$ 110,625	\$ 82,169	\$ 206,441
<u>(56,702)</u>	<u>(49,788)</u>	<u>(79,027)</u>	<u>(110,625)</u>	<u>(82,169)</u>	<u>(206,441)</u>
<u>\$ -</u>	<u>\$ -</u>	<u>\$ -</u>	<u>\$ -</u>	<u>\$ -</u>	<u>\$ -</u>
\$ 3,050,057	\$ 3,424,886	\$ 3,499,771	\$ 3,157,543	\$ 3,547,929	\$ 2,652,343
1.86%	1.45%	2.26%	3.50%	2.32%	7.78%

**CANTON LOCAL SCHOOL DISTRICT
STARK COUNTY, OHIO**

SCHEDULES OF REQUIRED SUPPLEMENTARY INFORMATION

SCHEDULE OF DISTRICT OPEB CONTRIBUTIONS
STATE TEACHERS RETIREMENT SYSTEM (STRS) OF OHIO

	LAST TEN FISCAL YEARS			
	<u>2018</u>	<u>2017</u>	<u>2016</u>	<u>2015</u>
Contractually required contribution	\$ -	\$ -	\$ -	\$ -
Contributions in relation to the contractually required contribution	<u>-</u>	<u>-</u>	<u>-</u>	<u>-</u>
Contribution deficiency (excess)	<u>\$ -</u>	<u>\$ -</u>	<u>\$ -</u>	<u>\$ -</u>
District's covered payroll	\$ 11,779,571	\$ 11,421,564	\$ 11,417,829	\$ 11,173,314
Contributions as a percentage of covered payroll	0.00%	0.00%	0.00%	0.00%

SEE ACCOMPANYING NOTES TO THE REQUIRED SUPPLEMENTARY INFORMATION

<u>2014</u>	<u>2013</u>	<u>2012</u>	<u>2011</u>	<u>2010</u>	<u>2009</u>
\$ 113,105	\$ 113,001	\$ 113,915	\$ 113,314	\$ 121,356	\$ 122,122
<u>(113,105)</u>	<u>(113,001)</u>	<u>(113,915)</u>	<u>(113,314)</u>	<u>(121,356)</u>	<u>(122,122)</u>
<u>\$ -</u>	<u>\$ -</u>	<u>\$ -</u>	<u>\$ -</u>	<u>\$ -</u>	<u>\$ -</u>
\$ 10,163,621	\$ 10,492,929	\$ 10,577,779	\$ 10,522,043	\$ 11,268,793	\$ 11,339,929
1.00%	1.00%	1.00%	1.00%	1.00%	1.00%

**CANTON LOCAL SCHOOL DISTRICT
STARK COUNTY, OHIO**

NOTES TO REQUIRED SUPPLEMENTARY INFORMATION
FOR THE FISCAL YEAR ENDED JUNE 30, 2018

PENSION

SCHOOL EMPLOYEES RETIREMENT SYSTEM (SERS) OF OHIO

Changes in benefit terms: There were no changes in benefit terms from the amounts reported for fiscal years 2014-2017. For fiscal year 2018, SERS changed from a fixed 3% annual increase to a Cost of Living Adjustment (COLA) based on the changes in the Consumer Price Index (CPI-W), with a cap of 2.5% and a floor of 0%.

Changes in assumptions: There were no changes in methods and assumptions used in the calculation of actuarial determined contributions for fiscal years 2014-2016. For fiscal year 2017, the following changes of assumptions affected the total pension liability since the prior measurement date: (a) the assumed rate of inflation was reduced from 3.25% to 3.00%, (b) payroll growth assumption was reduced from 4.00% to 3.50%, (c) assumed real wage growth was reduced from 0.75% to 0.50%, (d) Rates of withdrawal, retirement and disability were updated to reflect recent experience, (e) mortality among active members was updated to RP-2014 Blue Collar Mortality Table with fully generational projection and a five year age set-back for both males and females, (f) mortality among service retired members, and beneficiaries was updated to the following RP-2014 Blue Collar Mortality Table with fully generational projection with Scale BB, 120% of male rates, and 110% of female rates, (g) mortality among disabled members was updated to RP-2000 Disabled Mortality Table, 90% for male rates and 100% for female rates, set back five years is used for the period after disability retirement and (h) the discount rate was reduced from 7.75% to 7.50%. There were no changes in methods and assumptions used in the calculation of actuarial determined contributions for fiscal year 2018.

STATE TEACHERS RETIREMENT SYSTEM (STRS) OF OHIO

Changes in benefit terms: There were no changes in benefit terms from the amounts reported for fiscal years 2014-2017. For fiscal year 2018, STRS decreased the Cost of Living Adjustment (COLA) to zero.

Changes in assumptions: There were no changes in methods and assumptions used in the calculation of actuarial determined contributions for fiscal years 2014-2017. For fiscal year 2018, the following changes of assumption affected the total pension liability since the prior measurement date: (a) the long term expected rate of return was reduced from 7.75% to 7.45%, (b) the inflation assumption was lowered from 2.75% to 2.50%, (c) the payroll growth assumption was lowered to 3.00%, (d) total salary increases rate was lowered by decreasing the merit component of the individual salary increases, in addition to a decrease of 0.25% due to lower inflation (e) the healthy and disabled mortality assumptions were updated to the RP-2014 mortality tables with generational improvement scale MP-2016 and (f) rates of retirement, termination and disability were modified to better reflect anticipated future experience.

(Continued)

**CANTON LOCAL SCHOOL DISTRICT
STARK COUNTY, OHIO**

NOTES TO REQUIRED SUPPLEMENTARY INFORMATION (CONTINUED)
FOR THE FISCAL YEAR ENDED JUNE 30, 2018

OTHER POSTEMPLOYMENT BENEFITS (OPEB)

SCHOOL EMPLOYEES RETIREMENT SYSTEM (SERS) OF OHIO

Changes in benefit terms: There were no changes in benefit terms from the amounts reported for fiscal years 2017-2018.

Changes in assumptions: There were no changes in methods and assumptions used in the calculation of actuarial determined contributions for fiscal years 2017. For fiscal year 2018, the following changes of assumptions affected the total OPEB liability since the prior measurement date: (a) assumed rate of inflation was reduced from 3.25% to 3.00%, (b) payroll growth assumption was reduced from 4.00% to 3.50%, (c) assumed real wage growth was reduced from 0.75% to 0.50%, (d) rates of withdrawal, retirement, and disability were updated to reflect recent experience, (e) mortality among active members was updated to the following: RP-2014 Blue Collar Mortality Table with fully generational projection and a five-year age set-back for both males and females, (f) mortality among service retired members, and beneficiaries was updated to the following: RP-2014 Blue Collar Mortality Table with fully generational projection with Scale BB, 120% of male rates, and 110% of female rates, (g) mortality among disabled members was updated to the following: RP-2000 Disabled Mortality Table, 90% for male rates and 100% for female rates, set back five years is used for the period after disability retirement.

STATE TEACHERS RETIREMENT SYSTEM (STRS) OF OHIO

Changes in benefit terms: There were no changes in benefit terms from the amounts reported for fiscal year 2017. For fiscal year 2018, STRS reduced the subsidy multiplier for non-Medicare benefit recipients from 2.1% to 1.9% per year of service. Medicare Part B premium reimbursements were discontinued for certain survivors and beneficiaries and all remaining Medicare Part B premium reimbursements will be discontinued beginning January 2020.

Changes in assumptions: There were no changes in methods and assumptions used in the calculation of actuarial determined contributions for fiscal year 2017. For fiscal year 2018, the following changes of assumption affected the total OPEB liability since the prior measurement date: (a) the discount rate was increased from 3.26% to 4.13% based on the methodology defined under GASB Statement No. 74, Financial Reporting for Postemployment Benefit Plans Other Than Pension Plans (OPEB), (b) the long term expected rate of return was reduced from 7.75% to 7.45%, (c) valuation year per capita health care costs were updated, and the salary scale was modified, (d) the percentage of future retirees electing each option was updated based on current data and the percentage of future disabled retirees and terminated vested participants electing health coverage were decreased and (e) the assumed mortality, disability, retirement, withdrawal and future health care cost trend rates were modified along with the portion of rebated prescription drug costs.

This page intentionally left blank.

**CANTON LOCAL SCHOOL DISTRICT
STARK COUNTY**

**SCHEDULE OF EXPENDITURES OF FEDERAL AWARDS
FOR THE YEAR ENDED JUNE 30, 2018**

Federal Grantor/ Pass Through Grantor/ Program Title	Federal CFDA Number	Pass Through Grantor Number	Passed Through to Subrecipients	Expenditures
<u>U.S. DEPARTMENT OF EDUCATION</u>				
<i>(Passed Through Ohio Department of Education)</i>				
Title I Grants to Local Educational Agencies	84.010	572-9018	-	\$422,716
		572-9017	-	106,036
Title I - D Grants to Local Educational Agencies		572-9118	-	115,252
		572-9117	-	93,911
Total Title I Grants to Local Educational Agencies			-	737,915
Special Education Cluster:				
Special Education Grants to States (IDEA, Part B)	84.027	516-9018	-	402,131
		516-9017	-	67,574
Total Special Education Cluster			-	469,705
Improving Teacher Quality State Grants	84.367	590-9017	-	12,589
21st Century Community Learning Centers	84.287	599-9018	-	9,335
Career and Technical Education - Basic Grants to States (Perkins IV)	84.048	524-9018	-	100,522
		524-9017	-	19,331
Total Career and Technical Education - Basic Grants to States (Perkins IV)			-	119,853
Total U.S. Department of Education			-	1,349,397
<u>U.S. DEPARTMENT OF AGRICULTURE</u>				
<i>(Passed Through Ohio Department of Education)</i>				
Child Nutrition Cluster:				
Non-Cash Assistance (Food Distribution):				
National School Lunch Program	10.555	006-0000	-	100,001
Cash Assistance:				
National School Lunch Program	10.555	006-0000	-	684,310
National School Breakfast Program	10.553	006-0000	-	257,446
Total Child Nutrition Cluster			-	1,041,757
Total U.S. Department of Agriculture			-	1,041,757
Total			-	\$2,391,154

The accompanying notes are an integral part of this schedule.

**CANTON LOCAL SCHOOL DISTRICT
STARK COUNTY**

**NOTES TO THE SCHEDULE OF EXPENDITURES OF FEDERAL AWARDS
2 CFR 200.510(b)(6)
FOR THE YEAR ENDED JUNE 30, 2018**

NOTE A – BASIS OF PRESENTATION

The accompanying Schedule of Expenditures of Federal Awards (the Schedule) includes the federal award activity of the Canton Local School District (the District's) under programs of the federal government for the year ended June 30, 2018. The information on this Schedule is prepared in accordance with the requirements of Title 2 U.S. Code of Federal Regulations Part 200, *Uniform Administrative Requirements, Cost Principles, and Audit Requirements for Federal Awards* (Uniform Guidance). Because the Schedule presents only a selected portion of the operations of the District, it is not intended to and does not present the financial position or changes in net position of the District.

NOTE B – SUMMARY OF SIGNIFICANT ACCOUNTING POLICIES

Expenditures reported on the Schedule are reported on the cash basis of accounting. Such expenditures are recognized following cost principles contained in Uniform Guidance wherein certain types of expenditures may or may not be allowable or may be limited as to reimbursement.

NOTE C – INDIRECT COST RATE

The District has elected not to use the 10-percent de minimis indirect cost rate as allowed under the Uniform Guidance.

NOTE D - CHILD NUTRITION CLUSTER

The District commingles cash receipts from the U.S. Department of Agriculture with similar State grants. When reporting expenditures on this Schedule, the District assumes it expends federal monies first.

NOTE E – FOOD DONATION PROGRAM

The District reports commodities consumed on the Schedule at the entitlement value. The District allocated donated food commodities to the respective program that benefitted from the use of those donated food commodities.

NOTE F - TRANSFERS BETWEEN PROGRAM YEARS

Federal regulations require schools to obligate certain federal awards by June 30. However, with ODE's consent, schools can transfer unobligated amounts to the subsequent fiscal year's program. The District transferred the following amounts from 2018 to 2019 programs:

<u>Program Title</u>	<u>CFDA Number</u>	<u>Amt. Transferred</u>
Title I Grants to Local Educational Agencies	84.010	\$207,027
Special Education - Grants to States	84.027	\$98,826



**INDEPENDENT AUDITOR'S REPORT ON INTERNAL CONTROL OVER
FINANCIAL REPORTING AND ON COMPLIANCE AND OTHER MATTERS
REQUIRED BY GOVERNMENT AUDITING STANDARDS**

Canton Local School District
Stark County
600 Faircrest Street SE
Canton, Ohio 44707

To the Board of Education:

We have audited, in accordance with auditing standards generally accepted in the United States and the Comptroller General of the United States' *Government Auditing Standards*, the financial statements of the governmental activities, each major fund, and the aggregate remaining fund information of the Canton Local School District, Stark County, (the District) as of and for the year ended June 30, 2018, and the related notes to the financial statements, which collectively comprise the District's basic financial statements and have issued our report thereon dated March 6, 2019, wherein we noted the District adopted new accounting guidance in Governmental Accounting Standards Board (GASB) Statement No. 75, *Accounting and Financial Reporting for Postemployment Benefits Other than Pensions*.

Internal Control Over Financial Reporting

As part of our financial statement audit, we considered the District's internal control over financial reporting (internal control) to determine the audit procedures appropriate in the circumstances to the extent necessary to support our opinion on the financial statements, but not to the extent necessary to opine on the effectiveness of the District's internal control. Accordingly, we have not opined on it.

A *deficiency in internal control* exists when the design or operation of a control does not allow management or employees, when performing their assigned functions, to prevent, or detect and timely correct misstatements. A *material weakness* is a deficiency, or combination of internal control deficiencies resulting in a reasonable possibility that internal control will not prevent or detect and timely correct a material misstatement of the District's financial statements. A *significant deficiency* is a deficiency, or a combination of deficiencies, in internal control that is less severe than a material weakness, yet important enough to merit attention by those charged with governance.

Our consideration of internal control was for the limited purpose described in the first paragraph of this section and was not designed to identify all internal control deficiencies that might be material weaknesses or significant deficiencies. Given these limitations, we did not identify any deficiencies in internal control that we consider material weaknesses. However, unidentified material weaknesses may exist.

101 Central Plaza South, 700 Chase Tower, Canton, Ohio 44702-1509
Phone: 330-438-0617 or 800-443-9272
www.ohioauditor.gov

Compliance and Other Matters

As part of reasonably assuring whether the District's financial statements are free of material misstatement, we tested its compliance with certain provisions of laws, regulations, contracts, and grant agreements, noncompliance with which could directly and materially affect the determination of financial statement amounts. However, opining on compliance with those provisions was not an objective of our audit and accordingly, we do not express an opinion. The results of our tests disclosed no instances of noncompliance or other matters we must report under *Government Auditing Standards*.

Purpose of this Report

This report only describes the scope of our internal control and compliance testing and our testing results, and does not opine on the effectiveness of the District's internal control or on compliance. This report is an integral part of an audit performed under *Government Auditing Standards* in considering the District's internal control and compliance. Accordingly, this report is not suitable for any other purpose.



Keith Faber
Auditor of State

Columbus, Ohio

March 6, 2019



**INDEPENDENT AUDITOR'S REPORT ON COMPLIANCE WITH REQUIREMENTS
APPLICABLE TO THE MAJOR FEDERAL PROGRAM AND ON INTERNAL CONTROL OVER
COMPLIANCE REQUIRED BY THE UNIFORM GUIDANCE**

Canton Local School District
Stark County
600 Faircrest Street SE
Canton, Ohio 44707

To the Board of Education:

Report on Compliance for the Major Federal Program

We have audited the Canton Local School District's (the District) compliance with the applicable requirements described in the U.S. Office of Management and Budget (OMB) *Compliance Supplement* that could directly and materially affect the Canton Local School District's major federal program for the year ended June 30, 2018. The *Summary of Auditor's Results* in the accompanying schedule of findings identifies the District's major federal program.

Management's Responsibility

The District's Management is responsible for complying with federal statutes, regulations, and the terms and conditions of its federal awards applicable to its federal program.

Auditor's Responsibility

Our responsibility is to opine on the District's compliance for the District's major federal program based on our audit of the applicable compliance requirements referred to above. Our compliance audit followed auditing standards generally accepted in the United States of America; the standards for financial audits included in the Comptroller General of the United States' *Government Auditing Standards*; and the audit requirements of Title 2 U.S. *Code of Federal Regulations* Part 200, *Uniform Administrative Requirements, Cost Principles, and Audit Requirements for Federal Awards* (Uniform Guidance). These standards and the Uniform Guidance require us to plan and perform the audit to reasonably assure whether noncompliance with the applicable compliance requirements referred to above that could directly and materially affect a major federal program occurred. An audit includes examining, on a test basis, evidence about the District's compliance with those requirements and performing such other procedures as we considered necessary in the circumstances.

We believe our audit provides a reasonable basis for our compliance opinion on the District's major program. However, our audit does not provide a legal determination of the District's compliance.

101 Central Plaza South, 700 Chase Tower, Canton, Ohio 44702-1509
Phone: 330-438-0617 or 800-443-9272
www.ohioauditor.gov

Opinion on the Major Federal Program

In our opinion, the Canton Local School District complied, in all material respects with the compliance requirements referred to above that could directly and materially affect its major federal program for the year ended June 30, 2018.

Report on Internal Control Over Compliance

The District's management is responsible for establishing and maintaining effective internal control over compliance with the applicable compliance requirements referred to above. In planning and performing our compliance audit, we considered the District's internal control over compliance with the applicable requirements that could directly and materially affect a major federal program, to determine our auditing procedures appropriate for opining on each major federal program's compliance and to test and report on internal control over compliance in accordance with the Uniform Guidance, but not to the extent needed to opine on the effectiveness of internal control over compliance. Accordingly, we have not opined on the effectiveness of the District's internal control over compliance.

A deficiency in internal control over compliance exists when the design or operation of a control over compliance does not allow management or employees, when performing their assigned functions, to prevent, or to timely detect and correct, noncompliance with a federal program's applicable compliance requirement. A *material weakness in internal control over compliance* is a deficiency, or combination of deficiencies, in internal control over compliance, such that there is a reasonable possibility that material noncompliance with a federal program compliance requirement will not be prevented, or timely detected and corrected. A *significant deficiency in internal control over compliance* is a deficiency, or a combination of deficiencies, in internal control over compliance with federal program's applicable compliance requirement that is less severe than a material weakness in internal control over compliance, yet important enough to merit attention by those charged with governance.

Our consideration of internal control over compliance was for the limited purpose described in the first paragraph of this section and would not necessarily identify all deficiencies in internal control over compliance that might be material weaknesses or significant deficiencies. We did not identify any deficiencies in internal control over compliance that we consider to be material weaknesses. However, material weaknesses may exist that have not been identified.

This report only describes the scope of our internal control over compliance tests and the results of this testing based on Uniform Guidance requirements. Accordingly, this report is not suitable for any other purpose.



Keith Faber
Auditor of State

Columbus, Ohio

March 6, 2019

**CANTON LOCAL SCHOOL DISTRICT
STARK COUNTY**

**SCHEDULE OF FINDINGS
2 CFR § 200.515
JUNE 30, 2018**

1. SUMMARY OF AUDITOR'S RESULTS

<i>(d)(1)(i)</i>	Type of Financial Statement Opinion	Unmodified
<i>(d)(1)(ii)</i>	Were there any material weaknesses in internal control reported at the financial statement level (GAGAS)?	No
<i>(d)(1)(ii)</i>	Were there any significant deficiencies in internal control reported at the financial statement level (GAGAS)?	No
<i>(d)(1)(iii)</i>	Was there any reported material noncompliance at the financial statement level (GAGAS)?	No
<i>(d)(1)(iv)</i>	Were there any material internal control weaknesses reported for major federal programs?	No
<i>(d)(1)(iv)</i>	Were there any significant deficiencies in internal control reported for major federal programs?	No
<i>(d)(1)(v)</i>	Type of Major Programs' Compliance Opinion	Unmodified
<i>(d)(1)(vi)</i>	Are there any reportable findings under 2 CFR §200.516(a)?	No
<i>(d)(1)(vii)</i>	Major Programs (list):	Title I Grants to Local Educational Agencies, CFDA #84.010
<i>(d)(1)(viii)</i>	Dollar Threshold: Type A/B Programs	Type A: > \$ 750,000 Type B: all others
<i>(d)(1)(ix)</i>	Low Risk Auditee under 2 CFR §200.520?	Yes

**2. FINDINGS RELATED TO THE FINANCIAL STATEMENTS
REQUIRED TO BE REPORTED IN ACCORDANCE WITH GAGAS**

None

3. FINDINGS FOR FEDERAL AWARDS

None



Canton Local School District

600 Faircrest St SE • Canton, Ohio 44707

Phone 330.484.8010 • Fax 330.484.8032

cantonlocal.org

Stephen Milano, Superintendent

Jason Schatzel, Treasurer

SUMMARY SCHEDULE OF PRIOR AUDIT FINDINGS 2 CFR 200.511(b) June 30, 2018

Finding Number	Finding Summary	Status	Additional Information
2017-001	Noncompliance and Significant Deficiency - A real estate tax advance of \$85,920 was posted to the Permanent Improvement Fund but should have been posted in the Bond Retirement Fund.	Corrective Action Taken and Finding is Fully Corrected	The District corrected the posting error in January 2018 and has implemented a tax settlement reconciliation to ensure that tax advance receipts are posted to the proper funds.

OHIO AUDITOR OF STATE
KEITH FABER



CANTON LOCAL SCHOOL DISTRICT

STARK COUNTY

CLERK'S CERTIFICATION

This is a true and correct copy of the report which is required to be filed in the Office of the Auditor of State pursuant to Section 117.26, Revised Code, and which is filed in Columbus, Ohio.

Susan Babbitt

CLERK OF THE BUREAU

**CERTIFIED
MARCH 28, 2019**