



OHIO AUDITOR OF STATE
KEITH FABER



**BEAVER SCHOOL DISTRICT
COLUMBIANA COUNTY
JUNE 30, 2018**

TABLE OF CONTENTS

TITLE	PAGE
Independent Auditor's Report	1
Prepared by Management:	
Management's Discussion and Analysis	5
Basic Financial Statements:	
Government-wide Financial Statements:	
Statement of Net Position	18
Statement of Activities.....	19
Fund Financial Statements:	
Balance Sheet	
Governmental Funds	20
Reconciliation of Total Governmental Fund Balances to Net Position of Governmental Activities	21
Statement of Revenues, Expenditures and Changes in Fund Balances Governmental Funds	22
Reconciliation of the Statement of Revenues, Expenditures and Changes in Fund Balances of Governmental Funds to the Statement of Activities.....	23
Statement of Revenues, Expenditures and Changes in Fund Balance - Budget and Actual (Non-GAAP Budgetary Basis) General Fund.....	24
Statement of Fiduciary Assets and Liabilities Fiduciary Funds	25
Notes to the Basic Financial Statements	26
Required Supplementary Information:	
Schedule of the District's Proportionate Share of the Net Pension Liability (SERS)	74
Schedule of the District's Proportionate Share of the Net Pension Liability (STRS).....	75
Schedule of District Pension Contributions (SERS).....	76
Schedule of District Pension Contributions (STRS)	78
Schedule of the District's Proportionate Share of the Net OPEB Liability (SERS)	80
Schedule of the District's Proportionate Share of the Net OPEB Liability (STRS).....	81

**BEAVER LOCAL SCHOOL DISTRICT
COLUMBIANA COUNTY
JUNE 30, 2018**

**TABLE OF CONTENTS
(Continued)**

TITLE	PAGE
Schedule of District OPEB Contributions (SERS).....	82
Schedule of District OPEB Contributions (STRS)	84
Notes to the Required Supplementary Information	86
Schedule of Expenditures of Federal Awards.....	89
Notes to the Schedule of Expenditures of Federal Awards	90
Independent Auditor's Report on Internal Control Over Financial Reporting and on Compliance and Other Matters Required by <i>Government Auditing Standards</i>	91
Independent Auditor's Report on Compliance with Requirements Applicable to the Major Federal Program and on Internal Control Over Compliance Required by the Uniform Guidance.....	93
Schedule of Findings.....	95
Prepared by Management	
Summary Schedule of Prior Audit Findings.....	97

OHIO AUDITOR OF STATE KEITH FABER



INDEPENDENT AUDITOR'S REPORT

Beaver Local School District
Columbiana County
46088 Bell School Road
East Liverpool, Ohio 43920

To the Board of Education:

Report on the Financial Statements

We have audited the accompanying financial statements of the governmental activities, each major fund, and the aggregate remaining fund information of Beaver Local School District, Columbiana County, Ohio (the District), as of and for the year ended June 30, 2018, and the related notes to the financial statements, which collectively comprise the District's basic financial statements as listed in the table of contents.

Management's Responsibility for the Financial Statements

Management is responsible for preparing and fairly presenting these financial statements in accordance with accounting principles generally accepted in the United States of America; this includes designing, implementing, and maintaining internal control relevant to preparing and fairly presenting financial statements that are free from material misstatement, whether due to fraud or error.

Auditor's Responsibility

Our responsibility is to opine on these financial statements based on our audit. We audited in accordance with auditing standards generally accepted in the United States of America and the financial audit standards in the Comptroller General of the United States' *Government Auditing Standards*. Those standards require us to plan and perform the audit to reasonably assure the financial statements are free from material misstatement.

An audit requires obtaining evidence about financial statement amounts and disclosures. The procedures selected depend on our judgment, including assessing the risks of material financial statement misstatement, whether due to fraud or error. In assessing those risks, we consider internal control relevant to the District's preparation and fair presentation of the financial statements in order to design audit procedures that are appropriate in the circumstances, but not to the extent needed to opine on the effectiveness of the District's internal control. Accordingly, we express no opinion. An audit also includes evaluating the appropriateness of management's accounting policies and the reasonableness of their significant accounting estimates, as well as our evaluation of the overall financial statement presentation.

We believe the audit evidence we obtained is sufficient and appropriate to support our audit opinions.

Opinion

In our opinion, the financial statements referred to above present fairly, in all material respects, the respective financial position of the governmental activities, each major fund, and the aggregate remaining fund information of Beaver Local School District, Columbiana County, Ohio, as of June 30, 2018, and the respective changes in financial position and the budgetary comparison for the General fund thereof for the year then ended in accordance with the accounting principles generally accepted in the United States of America.

Emphasis of Matter

As discussed in Note 3 to the financial statements, during the year ended June 30, 2018, the District adopted new accounting guidance in Governmental Accounting Standards Board (GASB) Statement No. 75, *Accounting and Financial Reporting for Postemployment Benefits Other Than Pensions*. We did not modify our opinion regarding this matter.

Other Matters

Required Supplementary Information

Accounting principles generally accepted in the United States of America require this presentation to include *management's discussion and analysis*, and schedules of net pension and other post-employment benefit liabilities and pension and other post-employment benefit contributions listed in the table of contents, to supplement the basic financial statements. Although this information is not part of the basic financial statements, the Governmental Accounting Standards Board considers it essential for placing the basic financial statements in an appropriate operational, economic, or historical context. We applied certain limited procedures to the required supplementary information in accordance with auditing standards generally accepted in the United States of America, consisting of inquiries of management about the methods of preparing the information and comparing the information for consistency with management's responses to our inquiries, to the basic financial statements, and other knowledge we obtained during our audit of the basic financial statements. We do not opine or provide any assurance on the information because the limited procedures do not provide us with sufficient evidence to opine or provide any other assurance.

Supplementary and Other Information

Our audit was conducted to opine on the District's basic financial statements taken as a whole.

The Schedule of Expenditures of Federal Awards presents additional analysis as required by Title 2 U.S. Code of Federal Regulations (CFR) Part 200, Uniform Administrative Requirements, Cost Principles, and Audit Requirements for Federal Awards and is not a required part of the financial statements.

The schedule is management's responsibility, and derives from and relate directly to the underlying accounting and other records used to prepare the basic financial statements. We subjected this information to the auditing procedures we applied to the basic financial statements. We also applied certain additional procedures, including comparing and reconciling this information directly to the underlying accounting and other records used to prepare the basic financial statements or to the basic financial statements themselves in accordance with auditing standards generally accepted in the United States of America. In our opinion, this information is fairly stated in all material respects in relation to the basic financial statements taken as a whole.

Other Reporting Required by Government Auditing Standards

In accordance with *Government Auditing Standards*, we have also issued our report dated March 18, 2019, on our consideration of the District's internal control over financial reporting and our tests of its compliance with certain provisions of laws, regulations, contracts and grant agreements and other matters. That report describes the scope of our internal control testing over financial reporting and compliance, and the results of that testing, and does not opine on internal control over financial reporting or on compliance. That report is an integral part of an audit performed in accordance with *Government Auditing Standards* in considering the District's internal control over financial reporting and compliance.



Keith Faber
Auditor of State

Columbus, Ohio

March 18, 2019

This page intentionally left blank.

**BEAVER LOCAL SCHOOL DISTRICT
COLUMBIANA COUNTY**

MANAGEMENT'S DISCUSSION AND ANALYSIS
FOR THE FISCAL YEAR ENDED JUNE 30, 2018
(UNAUDITED)

The management's discussion and analysis of the Beaver Local School District's (the "District") financial performance provides an overall review of the District's financial activities for the fiscal year ended June 30, 2018. The intent of this discussion and analysis is to look at the District's financial performance as a whole; readers should also review the basic financial statements and the notes to the basic financial statements to enhance their understanding of the District's financial performance.

Financial Highlights

Key financial highlights for fiscal year 2018 are as follows:

- The District's net position of governmental activities increased \$7,978,483 which represents an 180.02% increase from 2017's restated net position.
- General revenues accounted for \$17,612,134 in revenue or 78.26% of all revenues. Program specific revenues in the form of charges for services and sales, grants and contributions accounted for \$4,893,790 or 21.74% of total revenues of \$22,505,924.
- The District had \$14,527,441 in expenses related to governmental activities; only \$4,893,790 of these expenses were offset by program specific charges for services, grants or contributions. General revenues supporting governmental activities (primarily taxes and unrestricted grants and entitlements) of \$17,612,134 were adequate to provide for these programs.
- The District's major governmental funds are the general fund, bond retirement fund and classroom facilities fund. The general fund had \$19,608,043 in revenues and other financing sources and \$19,549,241 in expenditures and other financing uses. During fiscal year 2018, the general fund's fund balance increased \$58,802 from a deficit balance of \$1,012,859 to a deficit balance of \$954,057.
- The bond retirement fund had \$1,407,122 in revenues and \$1,260,202 in expenditures. During fiscal year 2018, the bond retirement fund's fund balance increased \$146,920 from \$952,097 to \$1,099,017.
- The classroom facilities fund had \$268 in revenues and \$78,368 in expenditures. During fiscal year 2018, the classroom facilities fund's fund balance decreased \$78,100 from \$1,364,176 to \$1,286,076.

Using the Basic Financial Statements

This annual report consists of a series of financial statements and notes to those statements. These statements are organized so the reader can understand the District as a financial whole, an entire operating entity. The statements then proceed to provide an increasingly detailed look at specific financial activities.

The statement of net position and statement of activities provide information about the activities of the whole District, presenting both an aggregate view of the District's finances and a longer-term view of those finances. Fund financial statements provide the next level of detail. For governmental funds, these statements tell how services were financed in the short-term as well as what remains for future spending. The fund financial statements also look at the District's most significant funds with all other nonmajor funds presented in total in one column. In the case of the District, the general fund, bond retirement fund and the classroom facilities fund are by far the most significant funds and the only governmental funds reported as major funds.

**BEAVER LOCAL SCHOOL DISTRICT
COLUMBIANA COUNTY**

MANAGEMENT'S DISCUSSION AND ANALYSIS
FOR THE FISCAL YEAR ENDED JUNE 30, 2018
(UNAUDITED)

Reporting the District as a Whole

Statement of Net Position and the Statement of Activities

While this document contains the large number of funds used by the District to provide programs and activities, the view of the District as a whole looks at all financial transactions and asks the question, "How did the District perform financially during 2018?" The statement of net position and the statement of activities answer this question. These statements include all assets, deferred outflows of resources, liabilities, deferred inflows of resources, revenues, and expenses using the accrual basis of accounting, similar to the accounting used by most private-sector companies. This basis of accounting considers all of the current year's revenues and expenses regardless of when cash is received or paid.

These two statements report the District's net position and changes in net position. The change in net position is important because it tells the reader that, for the District as a whole, the financial position of the District has improved or diminished. The causes of this change may be the result of many factors, some financial, some not. Non-financial factors include the District's property tax base, current property tax laws in Ohio restricting revenue growth, facility conditions, required educational programs and other factors.

In the statement of net position and the statement of activities, the governmental activities include the District's programs and services, including instruction, support services, operation of non-instructional services, extracurricular activities and food service operations.

The District's statement of net position and statement of activities can be found on pages 18-19 of this report.

Reporting the District's Most Significant Funds

Fund Financial Statements

The analysis of the District's major governmental funds begins on page 14. Fund financial reports provide detailed information about the District's major funds. The District uses many funds to account for a multitude of financial transactions. However, these fund financial statements focus on the District's most significant funds. The District's major governmental funds are the general fund, bond retirement fund and classroom facilities fund.

Governmental Funds

Most of the District's activities are reported in governmental funds, which focus on how money flows into and out of those funds and the balances left at year-end available for spending in future periods. These funds are reported using the modified accrual basis of accounting, which measures cash and all other financial assets that can readily be converted to cash. The governmental fund financial statements provide a detailed short-term view of the District's general government operations and the basic services it provides. Governmental fund information helps you determine whether there are more or fewer financial resources that can be spent in the near future to finance educational programs. The relationship (or differences) between governmental activities (reported in the statement of net position and the statement of activities) and governmental funds is reconciled in the basic financial statements. The basic governmental fund financial statements can be found on pages 20-24 of this report.

**BEAVER LOCAL SCHOOL DISTRICT
COLUMBIANA COUNTY**

MANAGEMENT'S DISCUSSION AND ANALYSIS
FOR THE FISCAL YEAR ENDED JUNE 30, 2018
(UNAUDITED)

Reporting the District's Fiduciary Responsibilities

The District acts in a trustee capacity as an agent for individuals. These activities are reported in an agency fund. All of the District's fiduciary activities are reported in separate statements of fiduciary assets and liabilities on page 25. These activities are excluded from the District's other financial statements because the resources cannot be utilized by the District to finance its operations.

Notes to the Basic Financial Statements

The notes provide additional information that is essential to a full understanding of the data provided in the government-wide and fund financial statements. These notes to the basic financial statements can be found on pages 26-71 of this report.

Required Supplementary Information

In addition to the basic financial statements and accompanying notes, this report also presents certain required supplementary information concerning the District's net pension liability and net OPEB liability. The required supplementary information can be found on pages 74-87 of this report.

THIS SECTION IS INTENTIONALLY LEFT BLANK

**BEAVER LOCAL SCHOOL DISTRICT
COLUMBIANA COUNTY**

MANAGEMENT'S DISCUSSION AND ANALYSIS
FOR THE FISCAL YEAR ENDED JUNE 30, 2018
(UNAUDITED)

The District as a Whole

The statement of net position provides the perspective of the District as a whole. The table below provides a summary of the District's net position at June 30, 2018 and June 30, 2017. Net position at June 30, 2017 has been restated as described in Note 3.A.

	Net Position - Governmental Activities	
	2018	Restated 2017
<u>Assets</u>		
Current and other assets	\$ 10,509,293	\$ 10,168,915
Capital assets, net	52,905,026	54,829,033
Total assets	63,414,319	64,997,948
<u>Deferred outflows of resources</u>		
Pension	6,092,816	5,264,525
OPEB	199,496	36,640
Total deferred outflows	6,292,312	5,301,165
<u>Liabilities</u>		
Current liabilities	2,097,583	1,992,775
Long-term liabilities:		
Due within one year	1,041,947	944,261
Due in more than one year:		
Net pension liability	20,545,454	28,976,213
Net OPEB liability	4,521,330	5,840,606
Other amounts	20,188,660	20,763,040
Total liabilities	48,394,974	58,516,895
<u>Deferred inflows of resources</u>		
Property taxes	6,479,693	6,612,452
Pensions	1,753,240	737,816
OPEB	668,291	-
Total deferred inflows	8,901,224	7,350,268
<u>Net Position</u>		
Net investment in capital assets	32,696,674	33,890,597
Restricted	2,616,638	2,595,294
Unrestricted (deficit)	(22,902,879)	(32,053,941)
Total net position	\$ 12,410,433	\$ 4,431,950

**BEAVER LOCAL SCHOOL DISTRICT
COLUMBIANA COUNTY**

MANAGEMENT'S DISCUSSION AND ANALYSIS
FOR THE FISCAL YEAR ENDED JUNE 30, 2018
(UNAUDITED)

The net pension liability (NPL) is the largest single liability reported by the District at June 30, 2018 and is reported pursuant to GASB Statement 68, "Accounting and Financial Reporting for Pensions—an Amendment of GASB Statement 27." For fiscal year 2018, the District adopted GASB Statement 75, "Accounting and Financial Reporting for Postemployment Benefits Other Than Pensions," which significantly revises accounting for costs and liabilities related to other postemployment benefits (OPEB). For reasons discussed below, many end users of this financial statement will gain a clearer understanding of the District's actual financial condition by adding deferred inflows related to pension and OPEB, the net pension liability and the net OPEB liability to the reported net position and subtracting deferred outflows related to pension and OPEB.

Governmental Accounting Standards Board standards are national and apply to all government financial reports prepared in accordance with generally accepted accounting principles. Prior accounting for pensions (GASB 27) and postemployment benefits (GASB 45) focused on a funding approach. This approach limited pension and OPEB costs to contributions annually required by law, which may or may not be sufficient to fully fund each plan's *net pension liability* or *net OPEB liability*. GASB 68 and GASB 75 take an earnings approach to pension and OPEB accounting; however, the nature of Ohio's statewide pension/OPEB plans and state law governing those systems requires additional explanation in order to properly understand the information presented in these statements.

GASB 68 and GASB 75 require the net pension liability and the net OPEB liability to equal the District's proportionate share of each plan's collective:

1. Present value of estimated future pension/OPEB benefits attributable to active and inactive employees' past service.
2. Minus plan assets available to pay these benefits.

GASB notes that pension and OPEB obligations, whether funded or unfunded, are part of the "employment exchange" – that is, the employee is trading his or her labor in exchange for wages, benefits, and the promise of a future pension and other postemployment benefits. GASB noted that the unfunded portion of this promise is a present obligation of the government, part of a bargained-for benefit to the employee, and should accordingly be reported by the government as a liability since they received the benefit of the exchange. However, the District is not responsible for certain key factors affecting the balance of these liabilities. In Ohio, the employee shares the obligation of funding pension benefits with the employer. Both employer and employee contribution rates are capped by State statute. A change in these caps requires action of both Houses of the General Assembly and approval of the Governor. Benefit provisions are also determined by State statute. The Ohio Revised Code permits, but does not require, the retirement systems to provide healthcare to eligible benefit recipients. The retirement systems may allocate a portion of the employer contributions to provide for these OPEB benefits.

The employee enters the employment exchange with the knowledge that the employer's promise is limited not by contract but by law. The employer enters the exchange also knowing that there is a specific, legal limit to its contribution to the retirement system. In Ohio, there is no legal means to enforce the unfunded liability of the pension/OPEB plan *as against the public employer*. State law operates to mitigate/lessen the moral obligation of the public employer to the employee, because all parties enter the employment exchange with notice as to the law. The retirement system is responsible for the administration of the pension and OPEB plans.

Most long-term liabilities have set repayment schedules or, in the case of compensated absences (i.e. sick and vacation leave), are satisfied through paid time-off or termination payments. There is no repayment schedule for the net pension liability or the net OPEB liability. As explained above, changes in benefits, contribution rates, and return on investments affect the balance of these liabilities but are outside the control of the local government. In the event that contributions, investment returns, and other changes are insufficient to keep up with required payments, State statute does not assign/identify the responsible party for the unfunded portion. Due to the unique nature of how the net pension liability and the net OPEB liability are satisfied, these liabilities are separately identified within the long-term liability section of the statement of net position.

**BEAVER LOCAL SCHOOL DISTRICT
COLUMBIANA COUNTY**

**MANAGEMENT'S DISCUSSION AND ANALYSIS
FOR THE FISCAL YEAR ENDED JUNE 30, 2018
(UNAUDITED)**

In accordance with GASB 68 and GASB 75, the District's statements prepared on an accrual basis of accounting include an annual pension expense and an annual OPEB expense for their proportionate share of each plan's *change* in net pension liability and net OPEB liability, respectively, not accounted for as deferred inflows/outflows.

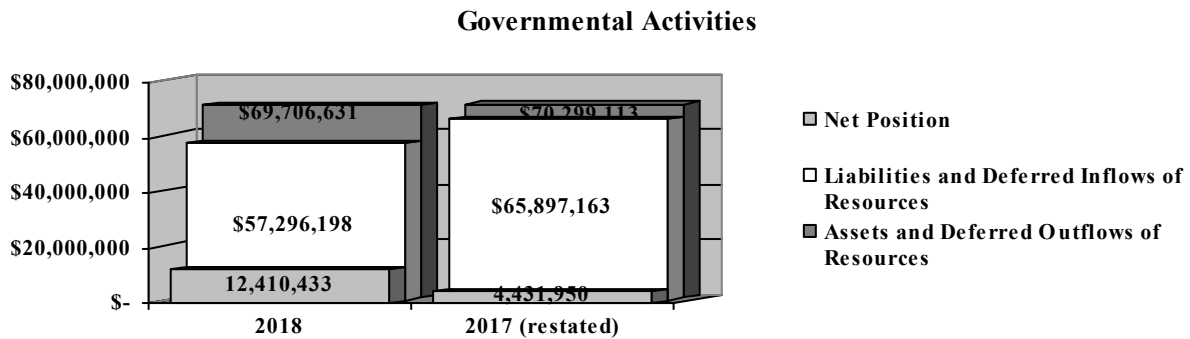
As a result of implementing GASB 75, the District is reporting a net OPEB liability and deferred inflows/outflows of resources related to OPEB on the accrual basis of accounting. This implementation also had the effect of restating net position at June 30, 2017, from \$10,235,916 to \$4,431,950.

Over time, net position can serve as a useful indicator of a government's financial position. At June 30, 2018, the District's assets and deferred outflows of resources exceeded the District's liabilities and deferred inflows of resources by \$12,410,433.

At year-end, capital assets represented 83.43% of total assets. Capital assets include land, buildings and improvements, furniture and equipment and vehicles. The District's net investment in capital assets at June 30, 2018 was \$32,696,674. These capital assets are used to provide services to the students and are not available for future spending. Although the District's net investment in capital assets is reported net of related debt, it should be noted that the resources to repay the debt must be provided from other sources, since capital assets may not be used to liquidate these liabilities.

A portion of the District's net position, \$2,616,638, represents resources that are subject to external restriction on how they may be used. The remaining balance of unrestricted net position is a deficit of \$22,902,879.

The graph below illustrates the District's governmental activities assets plus deferred outflows, liabilities plus deferred inflows and net position at June 30, 2018 and 2017. Net position at June 30, 2017 has been restated as described in Note 3.A.



THIS SECTION IS INTENTIONALLY LEFT BLANK

**BEAVER LOCAL SCHOOL DISTRICT
COLUMBIANA COUNTY**

MANAGEMENT'S DISCUSSION AND ANALYSIS
FOR THE FISCAL YEAR ENDED JUNE 30, 2018
(UNAUDITED)

The table below shows the change in net position for fiscal years 2018 and 2017. Net position at June 30, 2017 has been restated as described in Note 3.A.

<u>Revenues</u>	2018	Restated 2017
Program revenues:		
Charges for services and sales	\$ 2,853,036	\$ 2,453,876
Operating grants and contributions	2,040,754	2,153,298
General revenues:		
Property taxes	7,437,601	7,371,214
Grants and entitlements	10,131,419	10,013,298
Investment earnings	467	699
Miscellaneous	42,647	82,572
Total revenues	22,505,924	22,074,957
<u>Expenses</u>		
Program expenses:		
Instruction:		
Regular	6,347,301	11,417,095
Special	1,167,137	2,386,907
Other	11,696	57,009
Support services:		
Pupil	595,654	936,460
Instructional staff	761,945	1,121,630
Board of education	35,701	32,796
Administration	455,758	1,397,187
Fiscal	444,065	676,154
Operations and maintenance	1,766,377	2,017,217
Pupil transportation	928,041	1,650,677
Central	46,454	90,620
Operation of non-instructional services:		
Food service operations	673,879	972,685
Extracurricular activities	594,117	904,035
Interest and fiscal charges	699,316	717,914
Total expenses	14,527,441	24,378,386
Change in net position	7,978,483	(2,303,429)
Net position at beginning of year (restated)	4,431,950	N/A
Net position at end of year	\$ 12,410,433	\$ 4,431,950

The information necessary to restate the 2017 beginning balances and the 2017 OPEB expense amounts for the effects of the initial implementation of GASB 75 is not available. Therefore, 2017 functional expenses still include OPEB expense of \$36,640 computed under GASB 45. GASB 45 required recognizing OPEB expense equal to the contractually required contributions to the plan. Under GASB 75, OPEB expense represents additional amounts earned, adjusted by deferred inflows/outflows. The contractually required contribution is no longer a component of OPEB expense. Under GASB 75, the 2018 statements report negative OPEB expense of \$771,891. Consequently, in order to compare 2018 total program expenses to 2017, the following adjustments are needed:

**BEAVER LOCAL SCHOOL DISTRICT
COLUMBIANA COUNTY**

MANAGEMENT'S DISCUSSION AND ANALYSIS
FOR THE FISCAL YEAR ENDED JUNE 30, 2018
(UNAUDITED)

Total 2018 program expenses under GASB 75	\$ 14,527,441
Negative OPEB expense under GASB 75	771,891
2018 contractually required contributions	<u>41,950</u>
Adjusted 2018 program expenses	15,341,282
Total 2017 program expenses under GASB 45	<u>24,378,386</u>
Decrease in program expenses not related to OPEB	<u>\$ (9,037,104)</u>

Overall, expenses of the governmental activities decreased \$9,850,945 or 40.41%. This decrease is primarily the result of the State Teachers Retirement System (STRS) indefinitely suspending the Cost of Living Adjustment ("COLA") and the School Employee Retirement System (SERS) lowering the COLA from 3.00% to 2.50%. On an accrual basis, the District reported (\$6,878,870) in pension expense and (\$771,891) in OPEB expense mainly due to these benefit changes by the retirement systems. Fluctuations in the pension expense reported under GASB 68 makes it difficult to compare financial information between years. Pension expense is a component of program expenses reported on the statement of activities. To assess fluctuations in program expenses, the increase or decrease in pension expense should be factored into the analysis. Pension expense, by function, for 2018 and 2017 follows:

	2018 Pension Expense	2017 Pension Expense	Increase (Decrease)
Program expenses:			
Instruction:			
Regular	\$ (3,787,494)	\$ 1,146,757	\$ (4,934,251)
Special	(928,792)	281,372	(1,210,164)
Other	(32,953)	9,584	(42,537)
Support services:			
Pupil	(339,736)	80,455	(420,191)
Instructional staff	(74,216)	22,793	(97,009)
Administration	(521,483)	179,965	(701,448)
Fiscal	(113,128)	33,106	(146,234)
Operations and maintenance	(330,783)	100,850	(431,633)
Pupil transportation	(413,748)	125,569	(539,317)
Central	(35,812)	10,561	(46,373)
Operation of non-instructional services:			
Food service operations	(134,886)	44,297	(179,183)
Extracurricular activities	<u>(165,839)</u>	<u>46,511</u>	<u>(212,350)</u>
Total	<u>\$ (6,878,870)</u>	<u>\$ 2,081,820</u>	<u>\$ (8,960,690)</u>

Governmental Activities

Net position of the District's governmental activities increased \$7,978,483. Total governmental expenses of \$14,527,441 were offset by program revenues of \$4,893,790 and general revenues of \$17,612,134. Program revenues supported 33.69% of the total governmental expenses.


**BEAVER LOCAL SCHOOL DISTRICT
COLUMBIANA COUNTY**

MANAGEMENT'S DISCUSSION AND ANALYSIS
FOR THE FISCAL YEAR ENDED JUNE 30, 2018
(UNAUDITED)

The primary sources of revenue for governmental activities are derived from property taxes and unrestricted grants and entitlements. These revenue sources represent 78.06% of total governmental revenue.

The graph below presents the District's governmental activities revenue and expenses for fiscal years 2018 and 2017.

Governmental Activities - Revenues and Expenses



The statement of activities shows the cost of program services and the charges for services and grants offsetting those services. The following table shows, for governmental activities, the total cost of services and the net cost of services. That is, it identifies the cost of these services supported by tax revenue and unrestricted State grants and entitlements.

Governmental Activities

	Total Cost of Services 2018	Net Cost of Services 2018	Total Cost of Services 2017	Net Cost of Services 2017
Program expenses				
Instruction:				
Regular	\$ 6,347,301	\$ 4,000,062	\$ 11,417,095	\$ 9,547,708
Special	1,167,137	(258,432)	2,386,907	745,987
Other	11,696	11,696	57,009	57,009
Support services:				
Pupil	595,654	527,834	936,460	867,527
Instructional staff	761,945	759,585	1,121,630	1,121,630
Board of education	35,701	35,701	32,796	32,796
Administration	455,758	440,717	1,397,187	1,385,796
Fiscal	444,065	444,065	676,154	676,154
Operation and maintenance	1,766,377	1,766,377	2,017,217	2,017,217
Pupil transportation	928,041	885,670	1,650,677	1,610,253
Central	46,454	46,454	90,620	90,620
Operation of non-instructional services:				
Food service operations	673,879	(18,864)	972,685	295,565
Extracurricular activities	594,117	293,470	904,035	605,036
Interest and fiscal charges	699,316	699,316	717,914	717,914
Total expenses	\$ 14,527,441	\$ 9,633,651	\$ 24,378,386	\$ 19,771,212

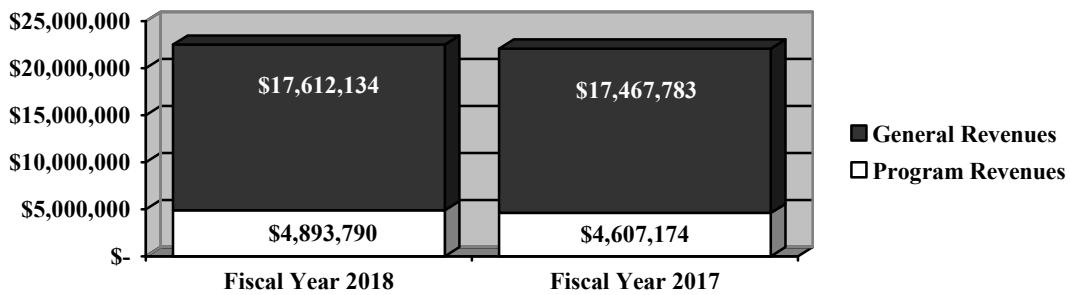
**BEAVER LOCAL SCHOOL DISTRICT
COLUMBIANA COUNTY**

MANAGEMENT'S DISCUSSION AND ANALYSIS
FOR THE FISCAL YEAR ENDED JUNE 30, 2018
(UNAUDITED)

The dependence upon tax and other general revenues for governmental activities is apparent; 49.87% of instruction activities are supported through taxes and other general revenues. For all governmental activities, general revenue support is 66.31%. The District's taxpayers and unrestricted grants and entitlements from the State of Ohio, as a whole, are the primary support for District's students.

The graph below presents the District's governmental activities revenue for fiscal years 2018 and 2017.

Governmental Activities - General and Program Revenues



The District's Funds

The District's governmental funds reported a combined fund balance of \$1,463,385, which is greater than last year's total of \$963,305. The schedule below indicates the fund balance and the total change in fund balance as of June 30, 2018 and 2017.

	Fund Balance (deficit) June 30, 2018	Fund Balance (deficit) June 30, 2017	Increase (Decrease)
General	\$ (954,057)	\$ (1,012,859)	\$ 58,802
Bond retirement	1,099,017	952,097	146,920
Classroom facilities	1,286,076	1,364,176	(78,100)
Nonmajor governmental	32,349	(340,109)	372,458
Total	<u>\$ 1,463,385</u>	<u>\$ 963,305</u>	<u>\$ 500,080</u>

General Fund

The District's general fund balance increased \$58,802. Taxes revenue increased \$49,716, or 0.82%. The largest increase in revenue was seen in tuition, which increased 15.55%. This is due to an increase in open enrollment revenue. Overall, revenues increased \$451,745 over fiscal year 2017.

In total, expenditures of the general fund increased 3.23%.

The table that follows assists in illustrating the financial activities of the general fund.

**BEAVER LOCAL SCHOOL DISTRICT
COLUMBIANA COUNTY**

MANAGEMENT'S DISCUSSION AND ANALYSIS
FOR THE FISCAL YEAR ENDED JUNE 30, 2018
(UNAUDITED)

	2018 Amount	2017 Amount	Increase (Decrease)	Percentage Change
<u>Revenues</u>				
Taxes	\$ 6,094,449	\$ 6,044,733	\$ 49,716	0.82 %
Tuition and fees	2,190,139	1,895,385	294,754	15.55 %
Earnings on investments	177	85	92	108.24 %
Intergovernmental	10,753,894	10,683,575	70,319	0.66 %
Other revenues	<u>248,384</u>	<u>211,520</u>	<u>36,864</u>	17.43 %
Total	<u>\$ 19,287,043</u>	<u>\$ 18,835,298</u>	<u>\$ 451,745</u>	2.40 %
<u>Expenditures</u>				
Instruction	\$ 12,390,876	\$ 11,412,781	\$ 978,095	8.57 %
Support services	6,199,710	6,402,865	(203,155)	(3.17) %
Extracurricular activities	446,239	407,700	38,539	9.45 %
Facilities acq. and const.	46,951	12,445	34,506	277.27 %
Capital outlay	-	258,305	(258,305)	(100.00) %
Debt service	<u>280,435</u>	<u>263,850</u>	<u>16,585</u>	6.29 %
Total	<u>\$ 19,364,211</u>	<u>\$ 18,757,946</u>	<u>\$ 606,265</u>	3.23 %

Bond Retirement Fund

The bond retirement fund had \$1,407,122 in revenues and \$1,260,202 in expenditures. During fiscal year 2018, the bond retirement fund's fund balance increased \$146,920 from \$952,097 to a balance of \$1,099,017.

Classroom Facilities Fund

The classroom facilities fund had \$268 in revenues and \$78,368 in expenditures. During fiscal year 2018, the classroom facilities fund's fund balance decreased \$78,100 from \$1,364,176 to a balance of \$1,286,076.

General Fund Budgeting Highlights

The District's budget is prepared according to Ohio law and is based on accounting for certain transactions on a basis of cash receipts, disbursements and encumbrances. The most significant budgeted fund is the general fund.

For the general fund, original budgeted revenues and other financing sources of \$18,837,990 was \$360,804 greater than the final budgeted revenues and other financing sources of \$18,477,186. Actual revenues and other financing sources for fiscal year 2018 were \$19,229,919, which was \$752,733 greater than the final budgeted revenues and other financing sources.

General fund original budgeted expenditures and other financing uses of \$18,862,830 were increased to \$18,877,914 in the final budget. The actual budget basis expenditures and for fiscal year 2018 were \$18,961,441, which was \$83,527 greater than the final budgeted expenditures and other financing uses.

**BEAVER LOCAL SCHOOL DISTRICT
COLUMBIANA COUNTY**

MANAGEMENT'S DISCUSSION AND ANALYSIS
FOR THE FISCAL YEAR ENDED JUNE 30, 2018
(UNAUDITED)

Capital Assets and Debt Administration

Capital Assets

At the end of fiscal year 2018, the District had \$52,905,026 invested in land, buildings and improvements, furniture and equipment and vehicles. This entire amount is reported in the governmental activities. The following table shows fiscal year 2018 balances compared to 2017.

**Capital Assets at June 30
(Net of Depreciation)**

	Governmental Activities	
	2018	2017
Land	\$ 330,345	\$ 330,345
Building and improvements	49,937,352	51,358,612
Furniture and equipment	2,143,199	2,638,351
Vehicles	494,130	501,725
Total	\$ 52,905,026	\$ 54,829,033

The overall decrease in capital assets of \$1,924,007 is due to capital asset additions of \$138,121 being less than depreciation expense of \$2,048,655 and disposals of \$13,473 (net of accumulated depreciation). See Note 8 to the basic financial statements for additional information regarding the District's capital assets.

Debt Administration

At June 30, 2018, the District had \$20,231,131 in general obligation bonds, OWDA loans, lease-purchase agreements and capital leases outstanding. Of this total, \$911,522 is due within one year and \$19,319,609 is due in more than one year. The following table summarizes outstanding debt obligations at June 30, 2018 and June 30, 2017.

Outstanding Debt, at Year End

	Governmental Activities 2018	Governmental Activities 2017
	2018	2017
General obligation bonds	\$ 18,986,401	\$ 19,546,406
Lease purchase agreement	710,565	872,153
OWDA loan	63,064	78,061
Capital leases	471,101	206,359
Total	\$ 20,231,131	\$ 20,702,979

See Note 10 to the basic financial statements for further detail on the District's debt administration.

**BEAVER LOCAL SCHOOL DISTRICT
COLUMBIANA COUNTY**

MANAGEMENT'S DISCUSSION AND ANALYSIS
FOR THE FISCAL YEAR ENDED JUNE 30, 2018
(UNAUDITED)

Current Financial Related Activities

The future financial stability of the District is not without challenges.

The first challenge is that although the District will have the resources necessary to meet operating expenses in fiscal year 2019, the District must maintain tight controls over spending to live within the means provided by the voters and the State of Ohio.

The next challenge is that the District's management must continue to provide the resources necessary to meet student needs while diligently planning expenses, staying within the five-year plan. The five-year plan is utilized by management to manage resources effectively and efficiently.

The last major challenge is state funding. The District will receive the same funding for FY19 as in the past and will be a "guarantee" district meaning that its revenue will be the same as FY15. Being that 58% of the funding for the District is from state dollars this level of funding is very important to the overall operations for the education of the students. However, if the price of services increases at a rate of 1-2% and benefits continue to increase at an astronomical rate, this level of funding is not favorable.

The District administration will need to plan for the future needs of the students based on the current revenues and the passage of the emergency renewal levy. But they will also need to be mindful that there are many risks and uncertainties that will need to be considered in future planning as there are two new state budgets in the time period from FY18-FY20. As the administration plans for the future, they will need to make sure that all expenses fit within the five year plan in order to maintain a positive cash balance over the next few years.

Contacting the District's Financial Management

This financial report is designed to provide our citizens, taxpayers, and investors and creditors with a general overview of the District's finances and to show the District's accountability for the money it receives. Questions concerning any of the information in this report or requests for additional information should be directed to Mrs. Stacy Williams, who serves as Treasurer/CFO, at Beaver Local School District, 46088 Bell School Road, East Liverpool, Ohio 43920.

**BEAVER LOCAL SCHOOL DISTRICT
COLUMBIANA COUNTY**

STATEMENT OF NET POSITION
JUNE 30, 2018

	Governmental Activities
Assets:	
Equity in pooled cash and cash equivalents.	\$ 3,209,368
Receivables:	
Property taxes	7,065,001
Accounts.	10,032
Intergovernmental	203,993
Prepayments	20,899
Capital assets:	
Nondepreciable capital assets	330,345
Depreciable capital assets, net.	52,574,681
Capital assets, net	52,905,026
Total assets.	63,414,319
 Deferred outflows of resources:	
Pension	6,092,816
OPEB	199,496
Total deferred outflows of resources	6,292,312
 Liabilities:	
Accounts payable.	122,584
Accrued wages and benefits payable	1,630,410
Intergovernmental payable	36,958
Pension and postemployment benefits payable.	246,086
Accrued interest payable	61,545
Long-term liabilities:	
Due within one year.	1,041,947
Due in more than one year:	
Net pension liability	20,545,454
Net OPEB liability	4,521,330
Other amounts due in more than one year	20,188,660
Total liabilities	48,394,974
 Deferred inflows of resources:	
Property taxes levied for the next fiscal year.	6,479,693
Pension	1,753,240
OPEB	668,291
Total deferred inflows of resources	8,901,224
 Net position:	
Net investment in capital assets	32,696,674
Restricted for:	
Capital projects	1,286,100
Classroom facilities maintenance	268,449
Debt service.	1,040,982
Locally funded programs	13,010
Student activities	8,097
Unrestricted (deficit)	(22,902,879)
Total net position.	\$ 12,410,433

SEE ACCOMPANYING NOTES TO THE BASIC FINANCIAL STATEMENTS

**BEAVER LOCAL SCHOOL DISTRICT
COLUMBIANA COUNTY**

STATEMENT OF ACTIVITIES
FOR THE FISCAL YEAR ENDED JUNE 30, 2018

		Program Revenues		Net (Expense) Revenue and Changes in Net Position
	Expenses	Charges for Services and Sales	Operating Grants and Contributions	Governmental Activities
Governmental activities:				
Instruction:				
Regular	\$ 6,347,301	\$ 2,262,737	\$ 84,502	\$ (4,000,062)
Special	1,167,137	273	1,425,296	258,432
Other	11,696	-	-	(11,696)
Support services:				
Pupil	595,654	-	67,820	(527,834)
Instructional staff	761,945	-	2,360	(759,585)
Board of education	35,701	-	-	(35,701)
Administration	455,758	-	15,041	(440,717)
Fiscal	444,065	-	-	(444,065)
Operations and maintenance	1,766,377	-	-	(1,766,377)
Pupil transportation	928,041	12,302	30,069	(885,670)
Central	46,454	-	-	(46,454)
Operation of non-instructional services:				
Food service operations	673,879	277,077	415,666	18,864
Extracurricular activities	594,117	300,647	-	(293,470)
Interest and fiscal charges	699,316	-	-	(699,316)
Total governmental activities	\$ 14,527,441	\$ 2,853,036	\$ 2,040,754	(9,633,651)
General revenues:				
Property taxes levied for:				
General purposes				6,092,430
Debt service				1,230,236
Classroom facilities				114,935
Grants and entitlements not restricted				
to specific programs				10,131,419
Investment earnings				467
Miscellaneous				42,647
Total general revenues				17,612,134
Change in net position				7,978,483
Net position at beginning of year (restated)				4,431,950
Net position at end of year				\$ 12,410,433

SEE ACCOMPANYING NOTES TO THE BASIC FINANCIAL STATEMENTS

**BEAVER LOCAL SCHOOL DISTRICT
COLUMBIANA COUNTY**

BALANCE SHEET
GOVERNMENTAL FUNDS
JUNE 30, 2018

	<u>General</u>	<u>Bond Retirement</u>	<u>Classroom Facilities</u>	<u>Nonmajor Governmental Funds</u>	<u>Total Governmental Funds</u>
Assets:					
Equity in pooled cash and cash equivalents.	\$ 587,401	\$ 1,054,509	\$ 1,286,076	\$ 281,382	\$ 3,209,368
Receivables:					
Property taxes.	5,829,208	1,123,241	-	112,552	7,065,001
Accounts	6,058	-	-	3,974	10,032
Interfund loans	41,635	-	-	-	41,635
Intergovernmental.	69,576	-	-	134,417	203,993
Prepayments.	20,295	-	-	604	20,899
Due from other funds	56,329	-	-	-	56,329
Total assets	<u>\$ 6,610,502</u>	<u>\$ 2,177,750</u>	<u>\$ 1,286,076</u>	<u>\$ 532,929</u>	<u>\$ 10,607,257</u>
Liabilities:					
Accounts payable	\$ 109,273	\$ -	\$ -	\$ 13,311	\$ 122,584
Accrued wages and benefits payable	1,494,997	-	-	135,413	1,630,410
Compensated absences payable	81,422	-	-	-	81,422
Intergovernmental payable	35,567	-	-	1,391	36,958
Pension and postemployment benefits payable	230,061	-	-	16,025	246,086
Interfund loans payable.	-	-	-	41,635	41,635
Due to other funds	-	-	-	56,329	56,329
Total liabilities.	<u>1,951,320</u>	<u>-</u>	<u>-</u>	<u>264,104</u>	<u>2,215,424</u>
Deferred inflows of resources:					
Property taxes levied for the next fiscal year.	5,351,513	1,024,798	-	103,382	6,479,693
Delinquent property tax revenue not available.	261,726	53,935	-	5,022	320,683
Intergovernmental revenue not available.	-	-	-	128,072	128,072
Total deferred inflows of resources	<u>5,613,239</u>	<u>1,078,733</u>	<u>-</u>	<u>236,476</u>	<u>6,928,448</u>
Fund balances:					
Nonspendable:					
Prepays.	20,295	-	-	604	20,899
Restricted:					
Debt service	-	1,099,017	-	-	1,099,017
Capital improvements	-	-	1,286,076	24	1,286,100
Classroom facilities maintenance	-	-	-	263,427	263,427
Other purposes.	-	-	-	13,010	13,010
Extracurricular	-	-	-	8,097	8,097
Assigned:					
Student and staff support.	6,654	-	-	-	6,654
Other purposes.	9,343	-	-	-	9,343
Unassigned (deficit).	(990,349)	-	-	(252,813)	(1,243,162)
Total fund balances (deficit).	<u>(954,057)</u>	<u>1,099,017</u>	<u>1,286,076</u>	<u>32,349</u>	<u>1,463,385</u>
Total liabilities, deferred inflows and fund balances	<u>\$ 6,610,502</u>	<u>\$ 2,177,750</u>	<u>\$ 1,286,076</u>	<u>\$ 532,929</u>	<u>\$ 10,607,257</u>

SEE ACCOMPANYING NOTES TO THE BASIC FINANCIAL STATEMENTS

**BEAVER LOCAL SCHOOL DISTRICT
COLUMBIANA COUNTY**

RECONCILIATION OF TOTAL GOVERNMENTAL FUND BALANCES TO
NET POSITION OF GOVERNMENTAL ACTIVITIES
JUNE 30, 2018

Total governmental fund balances		\$	1,463,385
<i>Amounts reported for governmental activities on the statement of net position are different because:</i>			
Capital assets used in governmental activities are not financial resources and therefore are not reported in the funds.			52,905,026
Other long-term assets are not available to pay for current-period expenditures and therefore are deferred inflows in the funds.			
Property taxes receivable	\$	320,683	
Intergovernmental receivable		128,072	
Total		<u>448,755</u>	448,755
Unamortized premiums on bonds issued are not recognized in the funds.			(356,008)
Accrued interest payable is not due and payable in the current period and therefore is not reported in the funds.			(61,545)
The net pension/OPEB liabilities are not due and payable in the current period; therefore, the liabilities and related deferred inflows/outflows are not reported in governmental funds.			
Deferred outflows - pension		6,092,816	
Deferred inflows - pension		(1,753,240)	
Net pension liability		(20,545,454)	
Deferred outflows - OPEB		199,496	
Deferred inflows - OPEB		(668,291)	
Net OPEB liability		<u>(4,521,330)</u>	
Total			(21,196,003)
Long-term liabilities, including bonds payable, are not due and payable in the current period and therefore are not reported in the funds.			
General obligation bonds		(18,986,401)	
Capital lease obligations		(1,181,666)	
Compensated absences		(562,046)	
OWDA loan		<u>(63,064)</u>	
Total			<u>(20,793,177)</u>
Net position of governmental activities		\$	<u>12,410,433</u>

SEE ACCOMPANYING NOTES TO THE BASIC FINANCIAL STATEMENTS

**BEAVER LOCAL SCHOOL DISTRICT
COLUMBIANA COUNTY**

STATEMENT OF REVENUES, EXPENDITURES AND CHANGES IN FUND BALANCES
GOVERNMENTAL FUNDS
FOR THE FISCAL YEAR ENDED JUNE 30, 2018

	<u>General</u>	<u>Bond Retirement</u>	<u>Classroom Facilities</u>	<u>Nonmajor Governmental Funds</u>	<u>Total Governmental Funds</u>
Revenues:					
From local sources:					
Property taxes	\$ 6,094,449	\$ 1,230,728	\$ -	\$ 114,979	\$ 7,440,156
Tuition	2,190,139	-	-	-	2,190,139
Transportation fees	12,302	-	-	-	12,302
Earnings on investments	177	-	268	41	486
Charges for services	-	-	-	277,077	277,077
Extracurricular	120,564	-	-	180,083	300,647
Classroom materials and fees	72,871	-	-	-	72,871
Other local revenues	42,647	-	-	-	42,647
Intergovernmental - intermediate	-	-	-	5,000	5,000
Intergovernmental - state	10,643,668	176,394	-	17,319	10,837,381
Intergovernmental - federal	110,226	-	-	1,317,423	1,427,649
Total revenues	<u>19,287,043</u>	<u>1,407,122</u>	<u>268</u>	<u>1,911,922</u>	<u>22,606,355</u>
Expenditures:					
Current:					
Instruction:					
Regular	10,483,014	-	-	84,650	10,567,664
Special	1,852,777	-	-	467,470	2,320,247
Other	55,085	-	-	-	55,085
Support services:					
Pupil	993,964	-	-	40,521	1,034,485
Instructional staff	508,262	-	-	6,039	514,301
Board of education	35,701	-	-	-	35,701
Administration	1,099,511	-	-	10,073	1,109,584
Fiscal	557,802	29,971	15	2,797	590,585
Operations and maintenance	1,451,553	-	-	162,679	1,614,232
Pupil transportation	1,459,775	-	-	-	1,459,775
Central	93,142	-	-	-	93,142
Operation of non-instructional services:					
Food service operations	-	-	-	700,231	700,231
Extracurricular activities	446,239	-	-	171,659	617,898
Facilities acquisition and construction	46,951	-	78,353	78,475	203,779
Debt service:					
Principal retirement	232,843	575,000	-	-	807,843
Interest and fiscal charges	47,492	655,231	-	-	702,723
Total expenditures	<u>19,364,111</u>	<u>1,260,202</u>	<u>78,368</u>	<u>1,724,594</u>	<u>22,427,275</u>
Excess (deficiency) of revenues over (under) expenditures	<u>(77,068)</u>	<u>146,920</u>	<u>(78,100)</u>	<u>187,328</u>	<u>179,080</u>
Other financing sources (uses):					
Transfers in	-	-	-	185,130	185,130
Transfers (out)	(185,130)	-	-	-	(185,130)
Capital lease transaction	321,000	-	-	-	321,000
Total other financing sources (uses)	<u>135,870</u>	<u>-</u>	<u>-</u>	<u>185,130</u>	<u>321,000</u>
Net change in fund balances	58,802	146,920	(78,100)	372,458	500,080
Fund balances (deficit) at beginning of year	<u>(1,012,859)</u>	<u>952,097</u>	<u>1,364,176</u>	<u>(340,109)</u>	<u>963,305</u>
Fund balances (deficit) at end of year	<u>\$ (954,057)</u>	<u>\$ 1,099,017</u>	<u>\$ 1,286,076</u>	<u>\$ 32,349</u>	<u>\$ 1,463,385</u>

SEE ACCOMPANYING NOTES TO THE BASIC FINANCIAL STATEMENTS

**BEAVER LOCAL SCHOOL DISTRICT
COLUMBIANA COUNTY**

RECONCILIATION OF THE STATEMENT OF REVENUES, EXPENDITURES
AND CHANGES IN FUND BALANCES OF GOVERNMENTAL FUNDS
TO THE STATEMENT OF ACTIVITIES
FOR THE FISCAL YEAR ENDED JUNE 30, 2018

Net change in fund balances - total governmental funds	\$	500,080
<i>Amounts reported for governmental activities in the statement of activities are different because:</i>		
Governmental funds report capital outlays as expenditures. However, in the statement of activities, the cost of those assets is allocated over their estimated useful lives as depreciation expense.		
Capital asset additions	\$ 138,121	
Current year depreciation	(2,048,655)	
Total		(1,910,534)
The net effect of various miscellaneous transactions involving capital assets (i.e., sales, disposals, trade-ins, and donations) is to decrease net position.		
		(13,473)
Revenues in the statement of activities that do not provide current financial resources are not reported as revenues in the funds.		
Property taxes	(2,555)	
Intergovernmental	(97,876)	
Total		(100,431)
Repayment of bond, loan and capital lease principal is an expenditure in the governmental funds, but the repayment reduces long-term liabilities on the statement of net position.		
		807,843
Issuance of capital leases are recorded as other financing sources in the funds; however, in the statement of activities, they are not reported as other financing sources as they increase liabilities on the statement of net position.		
		(321,000)
In the statement of activities, interest is accrued on outstanding bonds, whereas in governmental funds, an interest expenditure is reported when due. The following items resulted in less interest being reported in the statement of activities:		
Decrease in accrued interest payable	2,520	
Accreted interest on capital appreciation bonds	(14,995)	
Amortization of bond premiums	15,882	
Total		3,407
Contractually required contributions are reported as expenditures in governmental funds; however, the statement of net position reports these amounts as deferred outflows.		
Pension	1,364,756	
OPEB	41,950	
Total		1,406,706
Except for amounts reported as deferred inflows/outflows, changes in the net pension/OPEB liability are reported as pension/OPEB expense in the statement of activities		
Pension	6,878,870	
OPEB	771,891	
Total		7,650,761
Some expenses reported in the statement of activities, such as compensated absences, do not require the use of current financial resources and therefore are not reported as expenditures in governmental funds.		
		(44,876)
Change in net position of governmental activities	\$	7,978,483

SEE ACCOMPANYING NOTES TO THE BASIC FINANCIAL STATEMENTS

**BEAVER LOCAL SCHOOL DISTRICT
COLUMBIANA COUNTY**

STATEMENT OF REVENUES, EXPENDITURES AND CHANGES IN
FUND BALANCE - BUDGET AND ACTUAL (NON-GAAP BUDGETARY BASIS)
GENERAL FUND
FOR THE FISCAL YEAR ENDED JUNE 30, 2018

	<u>Budgeted Amounts</u>			Variance with Final Budget Positive (Negative)
	<u>Original</u>	<u>Final</u>	<u>Actual</u>	
Revenues:				
From local sources:				
Property taxes	\$ 5,970,141	\$ 5,855,794	\$ 6,094,350	\$ 238,556
Tuition	2,145,502	2,104,409	2,190,139	85,730
Transportation fees	12,051	11,820	12,302	482
Earnings on investments	173	170	177	7
Classroom materials and fees	70,786	69,430	72,260	2,830
Other local revenues	75,833	74,381	77,411	3,030
Intergovernmental - state	10,439,253	10,239,310	10,656,444	417,134
Intergovernmental - federal	116,032	113,810	118,446	4,636
Total revenues	<u>18,829,771</u>	<u>18,469,124</u>	<u>19,221,529</u>	<u>752,405</u>
Expenditures:				
Current:				
Instruction:				
Regular	10,211,471	10,124,948	10,119,679	5,269
Special	1,265,809	1,265,809	1,760,879	(495,070)
Other	55,050	55,050	53,461	1,589
Support services:				
Pupil	780,978	780,978	974,380	(193,402)
Instructional staff	709,839	709,839	507,543	202,296
Board of education	33,105	33,105	39,240	(6,135)
Administration	1,282,832	1,282,832	1,106,562	176,270
Fiscal	634,786	634,786	562,390	72,396
Operations and maintenance	1,640,962	1,640,962	1,546,855	94,107
Pupil transportation	1,597,773	1,597,773	1,443,850	153,923
Central	77,267	77,267	93,232	(15,965)
Extracurricular activities	281,817	281,817	311,688	(29,871)
Facilities acquisition and construction	618	618	46,951	(46,333)
Debt service:				
Principal retirement	175,000	175,000	176,585	(1,585)
Interest and fiscal charges	32,000	32,000	33,016	(1,016)
Total expenditures	<u>18,779,307</u>	<u>18,692,784</u>	<u>18,776,311</u>	<u>(83,527)</u>
Excess (deficiency) of revenues over (under) expenditures	<u>50,464</u>	<u>(223,660)</u>	<u>445,218</u>	<u>668,878</u>
Other financing sources (uses):				
Refund of prior year's expenditures	8,219	8,062	8,390	328
Transfers (out)	(83,523)	(185,130)	(185,130)	-
Total other financing sources (uses)	<u>(75,304)</u>	<u>(177,068)</u>	<u>(176,740)</u>	<u>328</u>
Net change in fund balance	(24,840)	(400,728)	268,478	669,206
Fund balance at beginning of year	223,673	223,673	223,673	-
Prior year encumbrances appropriated	134,675	134,675	134,675	-
Fund balance (deficit) at end of year	<u>\$ 333,508</u>	<u>\$ (42,380)</u>	<u>\$ 626,826</u>	<u>\$ 669,206</u>

SEE ACCOMPANYING NOTES TO THE BASIC FINANCIAL STATEMENTS

**BEAVER LOCAL SCHOOL DISTRICT
COLUMBIANA COUNTY**

STATEMENT OF FIDUCIARY ASSETS AND LIABILITIES
FIDUCIARY FUNDS
JUNE 30, 2018

		Agency
Assets:		
Equity in pooled cash and cash equivalents	\$	98,276
Receivables:		
Accounts		306
Total assets.	\$	98,582
Liabilities:		
Accounts payable.	\$	404
Due to students.		98,178
Total liabilities	\$	98,582

SEE ACCOMPANYING NOTES TO THE BASIC FINANCIAL STATEMENTS

**BEAVER LOCAL SCHOOL DISTRICT
COLUMBIANA COUNTY**

NOTES TO THE BASIC FINANCIAL STATEMENTS
FOR THE FISCAL YEAR ENDED JUNE 30, 2018

NOTE 1 - DESCRIPTION OF THE SCHOOL DISTRICT AND REPORTING ENTITY

Beaver Local School District (the “District”) is a body politic and corporate established for the purpose of exercising the rights and privileges conveyed to it by the constitution and laws of the State of Ohio. Beaver Local School District is a local school district as defined by §3311.22 of the Ohio Revised Code. The District operates under an elected Board of Education (5 members) and is responsible for the provision of public education to residents of the District. The Board oversees the operations of the District’s instructional facility staffed by 68 non-certified and 139 certified full-time teaching personnel who provide services to 1,842 students and other community members.

NOTE 2 - SUMMARY OF SIGNIFICANT ACCOUNTING POLICIES

The basic financial statements of the District have been prepared in conformity with generally accepted accounting principles (GAAP) as applied to governmental units. The Governmental Accounting Standards Board (GASB) is the accepted standard-setting body for establishing governmental accounting and financial reporting principles. Following are the more significant of the District’s accounting policies.

A. The Reporting Entity

The reporting entity has been defined in accordance with GASB Statement No. 14, “The Financial Reporting Entity” as amended by GASB Statement No. 39, “Determining Whether Certain Organizations Are Component Units” and GASB Statement No. 61, “The Financial Reporting Entity: Omnibus an Amendment of GASB Statements No. 14 and No. 34”. The reporting entity is composed of the primary government and component units. The primary government consists of all funds, departments, boards and agencies that are not legally separate from the District. For the District, this includes general operations, food service, and student related activities of the District.

Component units are legally separate organizations for which the District is financially accountable. The District is financially accountable for an organization if the District appoints a voting majority of the organization’s Governing Board and (1) the District is able to significantly influence the programs or services performed or provided by the organization; or (2) the District is legally entitled to or can otherwise access the organization’s resources; or (3) the District is legally obligated or has otherwise assumed the responsibility to finance the deficits of, or provide financial support to, the organization; or (4) the District is obligated for the debt of the organization. Component units may also include organizations that are fiscally dependent on the District in that the District approves the budget, the issuance of debt or the levying of taxes. Certain organizations are also included as component units if the nature and significance of the relationship between the primary government and the organization is such that exclusion by the primary government would render the primary government’s financial statements incomplete or misleading. Based upon the application of these criteria, the District has no component units. The basic financial statements of the reporting entity include only those of the District (the primary government).

**BEAVER LOCAL SCHOOL DISTRICT
COLUMBIANA COUNTY**

NOTES TO THE BASIC FINANCIAL STATEMENTS
FOR THE FISCAL YEAR ENDED JUNE 30, 2018

NOTE 2 - SUMMARY OF SIGNIFICANT ACCOUNTING POLICIES - (Continued)

The following organizations are described due to their relationship to the District.

JOINTLY GOVERNED ORGANIZATIONS

Area Cooperative Computerized Educational Service System (ACCESS)

ACCESS is a jointly governed organization among 23 school districts, 1 community school, 2 educational service centers and 2 career and technical centers. The jointly governed organization was formed for the purpose of applying modern technology with the aid of computers and other electronic equipment to administrative and instructional functions among member districts. The nine-member Board of Directors consists of 2 treasurers and 6 superintendents from participating school districts. The ACCESS treasurer is an ex-officio member of the Board of Directors. The degree of control exercised by any participating school district is limited to its representation on the Board. Financial information can be obtained from the Treasurer for the Mahoning County Educational Service Center, who serves as fiscal agent, at 7320 N. Palmyra Road Suite 127, Canfield, Ohio 44406.

Columbiana County Career and Technical Center

The Columbiana County Career and Technical Center is a distinct political subdivision of the State of Ohio operated under the direction of a Board consisting of one representative from each of the participating school districts' elected boards, which possesses its own budgeting and taxing authority. To obtain financial information, write to the Columbiana County Career and Technical Center, Katherine Mihalich, who serves as Treasurer, at 9364 State Route 45, Lisbon, Ohio 44432.

INSURANCE PURCHASING POOL

Workers' Compensation Group Rating Program

The District participates in the Ohio Association of School Business Officials (OASBO) Workers' Compensation Group Rating Program (GRP), an insurance purchasing pool. The GRP is sponsored by OASBO and administered by CompManagements, Inc. The intent of the GRP is to achieve the benefit of a reduced premium for the District by virtue of its grouping and representation with other participants in the GRP. The District pays a fee to the GRP to cover the costs of administering the program.

B. Fund Accounting

The District uses funds to maintain its financial records during the year. A fund is defined as a fiscal and accounting entity with a self-balancing set of accounts. There are three categories of funds: governmental, proprietary and fiduciary.

**BEAVER LOCAL SCHOOL DISTRICT
COLUMBIANA COUNTY**

NOTES TO THE BASIC FINANCIAL STATEMENTS
FOR THE FISCAL YEAR ENDED JUNE 30, 2018

NOTE 2 - SUMMARY OF SIGNIFICANT ACCOUNTING POLICIES - (Continued)

GOVERNMENTAL FUNDS

Governmental funds are those through which most governmental functions typically are financed. Governmental fund reporting focuses on the sources, uses and balances of current financial resources. Expendable assets are assigned to the various governmental funds according to the purposes for which they may or must be used. Current liabilities are assigned to the fund from which they will be paid. The difference between governmental fund assets plus deferred outflows of resources and liabilities plus deferred inflows of resources is reported as fund balance. The following are the District's major governmental funds:

General fund -The general fund is used to account for and report all financial resources not accounted for and reported in another fund. The general fund balance is available for any purpose provided it is expended or transferred according to the general laws of Ohio.

Bond retirement fund - The bond retirement fund is used to account for the accumulation of resources and payment of general obligation bond principal and interest from governmental resources when the government is obligated in some manner for payment.

Classroom facilities fund - The classroom facilities capital projects fund is used to account for monies received and expended in connection with the contracts entered into by the District and the Ohio Facilities Construction Commission (OFCC) for the building and equipping of classroom facilities.

Other governmental funds of the District are used to account for (a) financial resources that are restricted, committed, or assigned to expenditures for capital outlays including the acquisition or construction of capital facilities and capital assets other than those accounted for in the classroom facilities fund, and (b) specific revenue sources that are restricted or committed to an expenditure for specified purposes other than debt service or capital projects.

PROPRIETARY FUNDS

Proprietary funds are used to account for the District's ongoing activities which are similar to those often found in the private sector. The District has no proprietary funds.

FIDUCIARY FUNDS

Fiduciary fund reporting focuses on net position and changes in net position. The fiduciary fund category is split into four classifications: pension trust funds, investment trust funds, private-purpose trust funds and agency funds. Trust funds are used to account for assets held by the District under a trust agreement for individuals, private organizations, or other governments and are therefore not available to support the District's own programs. The District has no trust funds. Agency funds are custodial in nature (assets equal liabilities) and do not involve measurement of results of operations. The District's agency fund accounts for student activities.

**BEAVER LOCAL SCHOOL DISTRICT
COLUMBIANA COUNTY**

NOTES TO THE BASIC FINANCIAL STATEMENTS
FOR THE FISCAL YEAR ENDED JUNE 30, 2018

NOTE 2 - SUMMARY OF SIGNIFICANT ACCOUNTING POLICIES - (Continued)

C. Basis of Presentation and Measurement Focus

Government-Wide Financial Statements - The statement of net position and the statement of activities display information about the District as a whole. These statements include the financial activities of the primary government, except for fiduciary funds.

The government-wide statement of activities presents a comparison between direct expenses and program revenues for each function or program of the governmental activities of the District. Direct expenses are those that are specifically associated with a service, program or department and therefore clearly identifiable to a particular function. Program revenues include amounts paid by the recipient of goods or services offered by the program and grants and contributions that are restricted to meeting the operational or capital requirements of a particular program. Revenues not classified as program revenues are presented as general revenues of the District.

The government-wide financial statements are prepared using the economic resources measurement focus. All assets, deferred outflows of resources, liabilities, and deferred inflows of resources associated with the operation of the District are included on the statement of net position.

Fund Financial Statements - Fund financial statements report detailed information about the District. The focus of governmental fund financial statements is on major funds rather than reporting funds by type. Each major fund is presented in a separate column, and all nonmajor funds are aggregated into one column. Fiduciary funds are reported by fund type.

All governmental funds are accounted for using a flow of current financial resources measurement focus. With this measurement focus, only current assets, deferred outflows of resources, current liabilities, and deferred inflows of resources generally are included on the balance sheet. The statement of revenues, expenditures and changes in fund balances reports on the sources (i.e., revenues and other financing sources) and uses (i.e., expenditures and other financing uses) of current financial resources. This approach differs from the manner in which the governmental activities of the government-wide financial statements are prepared. Governmental fund financial statements therefore include a reconciliation with brief explanations to better identify the relationship between the government-wide statements and the statements for governmental funds.

Agency funds do not report a measurement focus as they do not report operations.

D. Basis of Accounting

Basis of accounting determines when transactions are recorded in the financial records and reported on the financial statements. Government-wide financial statements are prepared using the accrual basis of accounting. Governmental funds use the modified accrual basis of accounting. Fiduciary funds also use the accrual basis of accounting.

**BEAVER LOCAL SCHOOL DISTRICT
COLUMBIANA COUNTY**

NOTES TO THE BASIC FINANCIAL STATEMENTS
FOR THE FISCAL YEAR ENDED JUNE 30, 2018

NOTE 2 - SUMMARY OF SIGNIFICANT ACCOUNTING POLICIES - (Continued)

Revenues - Exchange and Nonexchange Transactions - Revenues resulting from exchange transactions, in which each party gives and receives essentially equal value are recorded on the accrual basis when the exchange takes place. On a modified accrual basis, revenue is recorded in the fiscal year in which the resources are measurable and become available. Available means that the resources will be collected within the current fiscal year or are expected to be collected soon enough thereafter to be used to pay liabilities of the current fiscal year. For the District, available means expected to be received within sixty days of fiscal year end.

Nonexchange transactions, in which the District receives value without directly giving equal value in return, include property taxes, grants, entitlements and donations. On an accrual basis, revenue from property taxes is recognized in the fiscal year for which the taxes are levied (see Note 6). Revenue from grants, entitlements and donations is recognized in the fiscal year in which all eligibility requirements have been satisfied. Eligibility requirements include timing requirements, which specify the year when the resources are required to be used or the fiscal year when use is first permitted, matching requirements, in which the District must provide local resources to be used for a specified purpose and expenditure requirements, in which the resources are provided to the District on a reimbursement basis. On a modified accrual basis, revenue from nonexchange transactions must also be available before it can be recognized.

Under the modified accrual basis, the following revenue sources are considered to be both measurable and available at fiscal year-end: property taxes available as an advance, interest, tuition, grants, student fees and rentals.

Deferred Outflows of Resources and Deferred Inflows of Resources - In addition to assets, the government-wide statement of net position will report a separate section for deferred outflows of resources. Deferred outflows of resources, represents a consumption of net position that applies to a future period and will not be recognized as an outflow of resources (expense/expenditure) until then. See Notes 13 and 14 for deferred outflows of resources related the District's net pension liability and net OPEB liability, respectively.

In addition to liabilities, both the government-wide statement of net position and the governmental fund financial statements report a separate section for deferred inflows of resources. Deferred inflows of resources represent an acquisition of net position that applies to a future period and will not be recognized as an inflow of resources (revenue) until that time. For the District, deferred inflows of resources include property taxes and unavailable revenue. Property taxes represent amounts for which there is an enforceable legal claim as of June 30, 2018, but which were levied to finance fiscal year 2019 operations. These amounts have been recorded as a deferred inflow of resources on both the government-wide statement of net position and the governmental fund financial statements. Unavailable revenue is reported only on the governmental funds balance sheet, and represents receivables which will not be collected within the available period. For the District unavailable revenue includes, but is not limited to, delinquent property taxes and intergovernmental grants. These amounts are deferred and recognized as an inflow of resources in the period the amounts become available.

See Notes 13 and 14 for deferred inflows of resources related to the District's net pension liability and net OPEB liability, respectively. This deferred inflow of resources is only reported on the government-wide statement of net position.

**BEAVER LOCAL SCHOOL DISTRICT
COLUMBIANA COUNTY**

NOTES TO THE BASIC FINANCIAL STATEMENTS
FOR THE FISCAL YEAR ENDED JUNE 30, 2018

NOTE 2 - SUMMARY OF SIGNIFICANT ACCOUNTING POLICIES - (Continued)

Expenses/Expenditures - On the accrual basis of accounting, expenses are recognized at the time they are incurred. The entitlement value of donated commodities received during the year is reported in the fund financial statements as an expenditure with a like amount reported as intergovernmental revenue.

The measurement focus of governmental fund accounting is on decreases in net financial resources (expenditures) rather than expenses. Expenditures are generally recognized in the accounting period in which the related fund liability is incurred, if measurable. Allocations of cost, such as depreciation and amortization, are not recognized in governmental funds.

E. Budgetary Process

The budgetary process is prescribed by provisions of the Ohio Revised Code and entails the preparation of budgetary documents within an established timetable. The major documents prepared are the tax budget, the certificate of estimated resources, and the appropriation resolution, all of which are prepared on the budgetary basis of accounting. The certificate of estimated resources and the appropriations resolution are subject to amendment throughout the year with the legal restriction that appropriations cannot exceed estimated resources, as certified. All funds, other than agency funds, are legally required to be budgeted and appropriated. The legal level of budgetary control has been established at the fund level for all funds. Any budgetary modifications at this level may only be made by resolution of the Board of Education. Although the legal level of budgetary control was established at the fund level of expenditures, the District has elected to present the general fund's budgetary statement comparison at the fund and function level of expenditures.

Tax Budget:

Prior to January 15, the Superintendent and Treasurer submit to the Board of Education a proposed operating budget for the fiscal year commencing the following July 1. The budget includes proposed expenditures and the means of financing for all funds. Public hearings are publicized and conducted to obtain taxpayers' comments. The purpose of this budget document is to reflect the need for existing (or increased) tax rates. By no later than January 20, the Board-adopted budget is filed with Columbiana County Budget Commission for rate determination.

Estimated Resources:

By April 1, the Board of Education accepts, by formal resolution, the tax rates as determined by the Budget Commission and receives the Commission's certificate of estimated resources, which states the projected revenue of each fund. Prior to July 1, the District must revise its budget so that total contemplated expenditures from any fund during the ensuing year will not exceed the amount stated in the certificate of estimated resources. The revised budget then serves as the basis for the appropriation measure. On or about July 1, the certificate is amended to include any unencumbered cash balances from the preceding year. The certificate may be further amended during the year if projected increases or decreases in revenue are identified by the District Treasurer. The amounts reported as the original budgeted amounts in the budgetary statements reflect the amounts in the amended certificate when the original appropriations were adopted. Prior to year-end, the District requested and received an amended certificate of estimated resources that reflects actual revenue for the fiscal year. The amounts reported in the budgetary statements reflect the amounts in the final amended certificate issued during fiscal year 2018.

**BEAVER LOCAL SCHOOL DISTRICT
COLUMBIANA COUNTY**

NOTES TO THE BASIC FINANCIAL STATEMENTS
FOR THE FISCAL YEAR ENDED JUNE 30, 2018

NOTE 2 - SUMMARY OF SIGNIFICANT ACCOUNTING POLICIES - (Continued)

Appropriations:

Upon receipt from the County Auditor of an amended certificate of estimated resources based on final assessed values and tax rates or a certificate saying no new certificate is necessary, the annual appropriation resolution is enacted by the Board of Education. Prior to the passage of the annual appropriation measure, the Board may pass a temporary appropriation measure to meet the ordinary expenses of the District. The appropriation resolution, at the fund level for all funds, must be within the estimated resources as certified by the County Budget Commission and the total of expenditures may not exceed the appropriation totals at any level of control. Any revisions that alter the level of budgetary control must be approved by the Board of Education.

The Board may pass supplemental fund appropriations so long as the total appropriations by fund do not exceed the amounts set forth in the most recent certificate of estimated resources. During the year, all supplemental appropriations were legally enacted.

The appropriation resolution is subject to amendment by the Board throughout the year with the restriction that appropriations may not exceed estimated revenues. The amounts reported as the original budget amounts reflect the first appropriation for that fund covered the entire fiscal year, including amounts automatically carried over from prior year. The amounts reported as the final budgeted amounts represent the final appropriation amounts passed by the Board during the year.

Encumbrances:

As part of formal budgetary control, purchase orders, contracts and other commitments for the expenditure of monies are recorded as the equivalent of expenditures on the non-GAAP budgetary basis in order to reserve that portion of the applicable appropriation and to determine and maintain legal compliance. The Ohio Revised Code prohibits expenditures plus encumbrances from exceeding appropriations at the legal level of control.

Lapsing of Appropriations:

At the close of each fiscal year, the unencumbered balance of each appropriation reverts to the respective fund from which it was appropriated and becomes subject to future appropriation. Encumbered appropriations are carried forward to the succeeding fiscal year and are not reappropriated.

F. Cash and Investments

To improve cash management, cash received by the District is pooled. Monies for all funds are maintained in this pool. Interest in the pool is presented as “equity in pooled cash and cash equivalents” on the financial statements.

During fiscal year 2018, investments were limited to investments in the State Treasury Asset Reserve of Ohio (STAR Ohio). STAR Ohio investments are reported at fair value which is based on quoted market prices.

**BEAVER LOCAL SCHOOL DISTRICT
COLUMBIANA COUNTY**

NOTES TO THE BASIC FINANCIAL STATEMENTS
FOR THE FISCAL YEAR ENDED JUNE 30, 2018

NOTE 2 - SUMMARY OF SIGNIFICANT ACCOUNTING POLICIES - (Continued)

The District's investment in the State Treasury Asset Reserve of Ohio (STAR Ohio) is an investment pool managed by the State Treasurer's Office which allows governments within the State to pool their funds for investment purposes. STAR Ohio is not registered with the SEC as an investment company and is recognized as an external investment pool by the District. The District measures their investment in STAR Ohio at the net asset value (NAV) per share provided by STAR Ohio. The NAV per share is calculated on an amortized cost basis that provides a NAV per share that approximates fair value.

For the fiscal year 2018, there were no limitation or restrictions on any participant withdrawals due to redemption notice periods, liquidity fees, or redemption gates. However, notice must be given 24 hours in advance of all deposits and withdrawals exceeding \$25 million. STAR Ohio reserves the right to limit the transaction to \$100 million, requiring the excess amount to be transacted the following business day(s), but only to the \$100 million limit. All accounts of the participant will be combined for these purposes.

As authorized by Ohio statutes, the Board of Education has specified the funds to receive an allocation of interest earnings. Interest revenue credited to the general fund during fiscal year 2018 amounted to \$177, which includes \$93 assigned from other District funds.

For presentation on the financial statements, investments of the cash management pool and investments with original maturities of three months or less at the time they are purchased by the District are considered to be cash equivalents. Investments with an initial maturity of more than three months that are not purchased from the pool are reported as investments.

G. Inventory

On government-wide and fund financial statements, purchased inventories are presented at the lower of cost or market and donated commodities are presented at their entitlement value. Inventories are recorded on a first-in, first-out basis and are expensed when used. Inventories are accounted for using the consumption method.

Inventory consists of expendable supplies held for consumption, donated food and purchased food.

H. Capital Assets

General capital assets are those assets specifically related to governmental activities. These assets generally result from expenditures in the governmental funds. These assets are reported in the governmental activities column of the government-wide statement of net position, but are not reported on the fund financial statements.

All capital assets are capitalized at cost (or estimated historical cost) and updated for additions and reductions during the year. Donated capital assets are recorded at their acquisition values as of the date received. The District maintains a capitalization threshold of \$5,000. The District does not possess any infrastructure. Improvements are capitalized; the costs of normal maintenance and repairs that do not add to the value of the asset or materially extend an asset's life are not capitalized.

**BEAVER LOCAL SCHOOL DISTRICT
COLUMBIANA COUNTY**

NOTES TO THE BASIC FINANCIAL STATEMENTS
FOR THE FISCAL YEAR ENDED JUNE 30, 2018

NOTE 2 - SUMMARY OF SIGNIFICANT ACCOUNTING POLICIES - (Continued)

All reported capital assets other than land are depreciated. Depreciation is computed using the straight-line method over the following useful lives:

<u>Description</u>	<u>Governmental Activities Estimated Lives</u>
Buildings and building improvements	30 - 50 years
Furniture and equipment	5 - 20 years
Vehicles	5 - 15 years

I. Compensated Absences

Compensated absences of the District consist of vacation leave and sick leave liability to the extent that payments to the employee for these absences are attributable to services already rendered and are not contingent on a specific event that is outside the control of the District and the employee.

In accordance with the provisions of GASB Statement No. 16, “Accounting for Compensated Absences”, a liability for vacation leave is accrued if a) the employees’ rights to payment are attributable to services already rendered; and b) it is probable that the employer will compensate the employees for the benefits through paid time off or other means, such as cash payment at termination or retirement. An accrual for earned sick leave is made to the extent that it is probable that the benefits will result in termination (severance) payments. A liability for sick leave is accrued using the vesting method; i.e., the liability is based on the sick leave accumulated at June 30, 2018, by those employees who are currently eligible to receive termination (severance) payments, as well as those employees expected to become eligible in the future. For purposes of establishing a liability for sick leave on employees expected to become eligible to retire in the future, all employees over the age of fifty with at least ten years of service or any age with at least twenty years of service were considered expected to become eligible to retire in accordance with GASB Statement No. 16.

The total liability for vacation and sick leave payments has been calculated using pay rates in effect at June 30, 2018, and reduced to the maximum payment allowed by labor contract and/or statute, plus any applicable additional salary related payments.

The entire compensated absence liability is reported on the government-wide financial statements.

For governmental fund financial statements, the current portion of unpaid compensated absences is the amount expected to be paid using expendable available resources. These amounts are recorded in the account “compensated absences payable” in the fund from which the employees who have accumulated unpaid leave are paid. The noncurrent portion of the liability is not reported.

J. Accrued Liabilities and Long-Term Obligations

All payables, accrued liabilities and long-term obligations are reported in the government-wide financial statements.

**BEAVER LOCAL SCHOOL DISTRICT
COLUMBIANA COUNTY**

NOTES TO THE BASIC FINANCIAL STATEMENTS
FOR THE FISCAL YEAR ENDED JUNE 30, 2018

NOTE 2 - SUMMARY OF SIGNIFICANT ACCOUNTING POLICIES - (Continued)

In general, governmental fund payables and accrued liabilities that once incurred are paid in a timely manner and in full from current financial resources are reported as obligations of the funds. However, compensated absences that will be paid from governmental funds are reported as a liability in the fund financial statements only to the extent that they are due for payment during the current year. Capital leases, bonds and loans are recognized as a liability on the governmental fund financial statements when due.

K. Bond Premiums and Discounts

On the government-wide financial statements, bond premiums and discounts are amortized over the term of the bonds using the straight line method, which approximates the effective interest method. Bond premiums are presented as an addition to the face amount of the bonds and bond discounts are presented as a reduction to the face amount of the bonds. On the governmental fund financial statements, bond premiums and discounts are recognized in the period in which these items are incurred. The reconciliation between the face value of bonds and the amount reported on the statement of net position is presented in Note 10.A.

L. Net Position

Net position represents the difference between assets and deferred outflows and liabilities and deferred inflows. The net position component “net investment in capital assets,” consists of capital assets, net of accumulated depreciation, reduced by the outstanding balances of any borrowing used for the acquisition, construction or improvement of those assets. Deferred outflows of resources and deferred inflows of resources that are attributable to the acquisition, construction or improvement of those assets or related debt also should be included in this component of net position. Net position is reported as restricted when there are limitations imposed on its use either through the enabling legislation adopted by the District or through external restrictions imposed by creditors, grantors or laws or regulations of other governments.

The District applies restricted resources first when an expense is incurred for purposes for which both restricted and unrestricted net position is available.

M. Fund Balance

Fund balance is divided into five classifications based primarily on the extent to which the District is bound to observe constraints imposed upon the use of the resources in the governmental funds. The classifications are as follows:

Nonspendable - The nonspendable fund balance classification includes amounts that cannot be spent because they are not in spendable form or legally required to be maintained intact. The “not in spendable form” criterion includes items that are not expected to be converted to cash. It also includes the long-term amount of loans receivable in the general fund.

**BEAVER LOCAL SCHOOL DISTRICT
COLUMBIANA COUNTY**

NOTES TO THE BASIC FINANCIAL STATEMENTS
FOR THE FISCAL YEAR ENDED JUNE 30, 2018

NOTE 2 - SUMMARY OF SIGNIFICANT ACCOUNTING POLICIES - (Continued)

Restricted - Fund balance is reported as restricted when constraints are placed on the use of resources that are either externally imposed by creditors (such as through debt covenants), grantors, contributors, or laws or regulations of other governments, or imposed by law through constitutional provisions or enabling legislation.

Committed - The committed fund balance classification includes amounts that can be used only for the specific purposes imposed by a formal action (resolution) of the District Board of Education (the highest level of decision making authority). Those committed amounts cannot be used for any other purpose unless the District Board of Education removes or changes the specified use by taking the same type of action (resolution) it employed to previously commit those amounts. Committed fund balance also incorporates contractual obligations to the extent that existing resources in the fund have been specifically committed for use in satisfying those contractual requirements.

Assigned - Amounts in the assigned fund balance classification are intended to be used by the District for specific purposes, but do not meet the criteria to be classified as restricted nor committed. In governmental funds other than the general fund, assigned fund balance represents the remaining amount that is not restricted or committed. In the general fund, assigned amounts represent intended uses established by policies of the District Board of Education, which includes giving the Treasurer the authority to constrain monies for intended purposes.

Unassigned - Unassigned fund balance is the residual classification for the general fund and includes all spendable amounts not contained in the other classifications. In other governmental funds, the unassigned classification is only used to report a deficit fund balance resulting from overspending for specific purposes for which amounts had been restricted, committed, or assigned.

The District applies restricted resources first when expenditures are incurred for purposes for which restricted and unrestricted (committed, assigned, and unassigned) fund balance is available. Similarly, within unrestricted fund balance, committed amounts are reduced first followed by assigned, and then unassigned amounts when expenditures are incurred for purposes for which amounts in any of the unrestricted fund balance classifications could be used.

N. Pensions/Other Postemployment Benefits (OPEB)

For purposes of measuring the net pension/OPEB liability, deferred outflows of resources and deferred inflows of resources related to pension/OPEB, and pension/OPEB expense, information about the fiduciary net position of the pension/OPEB plans and additions to/deductions from their fiduciary net position have been determined on the same basis as they are reported by the pension/OPEB plan. For this purpose, benefit payments (including refunds of employee contributions) are recognized when due and payable in accordance with the benefit terms. The pension/OPEB plans report investments at fair value.

O. Interfund Balances

On fund financial statements, receivables and payables resulting from short-term interfund loans between governmental funds are classified as "interfund loans receivable/payable". On fund financial statements, receivables and payables resulting from short-term interfund loans to cover negative cash balances are classified as "due to/from other funds." These amounts are eliminated in the governmental activities column on the statement of net position.

**BEAVER LOCAL SCHOOL DISTRICT
COLUMBIANA COUNTY**

NOTES TO THE BASIC FINANCIAL STATEMENTS
FOR THE FISCAL YEAR ENDED JUNE 30, 2018

NOTE 2 - SUMMARY OF SIGNIFICANT ACCOUNTING POLICIES - (Continued)

P. Interfund Activity

Exchange transactions between funds are reported as revenues in the seller funds and as expenditures/expenses in the purchaser funds. Flows of cash or goods from one fund to another without a requirement for repayment are reported as interfund transfers. Interfund transfers are reported as other financing sources/uses in governmental funds. Repayments from funds responsible for particular expenditures/expenses to the funds that initially paid for them are not presented on the basic financial statements.

Q. Estimates

The preparation of financial statements in conformity with generally accepted accounting principles requires management to make estimates and assumptions that affect the amounts reported in the financial statements and accompanying notes. Actual results may differ from those estimates.

R. Extraordinary and Special Items

Extraordinary items are transactions or events that are both unusual in nature and infrequent in occurrence. Special items are transactions or events that are within the control of the District and that are either unusual in nature or infrequent in occurrence. Neither type of transaction occurred during fiscal year 2018.

S. Prepayments

Certain payments to vendors reflect the costs applicable to future accounting periods and are recorded as prepaid items in both government-wide and fund financial statements. These items are reported as assets on the statement of net position and the balance sheet using the consumption method. A current asset for the prepaid amounts is recorded at the time of the purchase and the expenditure/expense is reported in the year in which services are consumed.

NOTE 3 - ACCOUNTABILITY AND COMPLIANCE

A. Change in Accounting Principles/Restatement of Net Position

For fiscal year 2018, the District has implemented GASB Statement No. 75, "Accounting and Financial Reporting for Postemployment Benefits Other Than Pension", GASB Statement No. 81 "Irrevocable Split-Interest Agreements" GASB Statement No. 85, "Omnibus 2017" and GASB Statement No. 86, "Certain Debt Extinguishments".

GASB Statement No. 75 improves the accounting and financial reporting by state and local governments for postemployment benefits other than pension (OPEB). It also improves information provided by state and local governmental employers about financial support for OPEB that is provided by other entities. The implementation of GASB Statement No. 75 affected the District's postemployment benefit plan disclosures, as presented in Note 14 to the basic financial statements, and added required supplementary information.

**BEAVER LOCAL SCHOOL DISTRICT
COLUMBIANA COUNTY**

NOTES TO THE BASIC FINANCIAL STATEMENTS
FOR THE FISCAL YEAR ENDED JUNE 30, 2018

NOTE 3 - ACCOUNTABILITY AND COMPLIANCE - (Continued)

GASB Statement No. 81 improves the accounting and financial reporting for irrevocable split-interest agreements by providing recognition and measurement guidance for situations in which a government is a beneficiary of the agreement. The implementation of GASB Statement No. 81 did not have an effect on the financial statements of the District.

GASB Statement No. 85 addresses practice issues that have been identified during implementation and application of certain GASB Statements. This Statement addresses a variety of topics including issues related to blending component units, goodwill, fair value measurement and application, and OPEB. The implementation of GASB Statement No. 85 did not have an effect on the financial statements of the District.

GASB Statement No. 86 improves consistency in accounting and financial reporting for in-substance defeasance of debt by providing guidance for transactions in which cash and other monetary assets acquired with only existing resources - resources other than the proceeds of refunding debt - are placed in an irrevocable trust for the sole purpose of extinguishing debt. This Statement also improves accounting and financial reporting for prepaid insurance on debt that is extinguished and notes to financial statements for debt that is defeased in substance. The implementation of GASB Statement No. 86 did not have an effect on the financial statements of the District.

A net position restatement is required in order to implement GASB Statement No 75. The governmental activities at July 1, 2017 have been restated as follows:

	Governmental Activities
Net position as previously reported	\$ 10,235,916
Deferred outflows - payments subsequent to measurement date	36,640
Net OPEB liability	(5,840,606)
Restated net position at July 1, 2017	\$ 4,431,950

Other than employer contributions subsequent to the measurement date, the District made no restatement for deferred inflows/outflows of resources as the information needed to generate these restatements was not available. The restatement had no effect on fund balances.

**BEAVER LOCAL SCHOOL DISTRICT
COLUMBIANA COUNTY**

NOTES TO THE BASIC FINANCIAL STATEMENTS
FOR THE FISCAL YEAR ENDED JUNE 30, 2018

NOTE 3 - ACCOUNTABILITY AND COMPLIANCE - (Continued)

B. Deficit Fund Balances

Fund balances at June 30, 2018 included the following individual fund deficits:

<u>Major fund</u>	<u>Deficit</u>
General	\$ 954,057
 <u>Nonmajor funds</u>	
Permanent improvement	1,108
Food service	60,261
Education jobs	3,700
Title VI-B	92,522
Title I	66,486
Title II-A	28,132

The general fund is liable for any deficit in these funds and provides transfers when cash is required, not when accruals occur. The deficit fund balances resulted from adjustments for accrued liabilities.

NOTE 4 - DEPOSITS AND INVESTMENTS

State statutes classify monies held by the District into three categories.

Active deposits are public deposits necessary to meet current demands on the treasury. Such monies must be maintained either as cash in the District treasury, in commercial accounts payable or withdrawable on demand, including negotiable order of withdrawal (NOW) accounts, or in money market deposit accounts.

Inactive deposits are public deposits that the Board of Education has identified as not required for use within the current five year period of designation of depositories. Inactive deposits must either be evidenced by certificates of deposit maturing not later than the end of the current period of designation of depositories, or by savings or deposit accounts including, but not limited to, passbook accounts.

Interim deposits are deposits of interim monies. Interim monies are those monies which are not needed for immediate use, but which will be needed before the end of the current period of designation of depositories.

Interim deposits must be evidenced by time certificates of deposit maturing not more than one year from the date of deposit or by savings or deposit accounts including passbook accounts.

Interim monies may be deposited or invested in the following securities:

1. United States Treasury Notes, Bills, Bonds, or any other obligation or security issued by the United States Treasury or any other obligation guaranteed as to principal and interest by the United States;

**BEAVER LOCAL SCHOOL DISTRICT
COLUMBIANA COUNTY**

NOTES TO THE BASIC FINANCIAL STATEMENTS
FOR THE FISCAL YEAR ENDED JUNE 30, 2018

NOTE 4 - DEPOSITS AND INVESTMENTS - (Continued)

2. Bonds, notes, debentures, or any other obligations or securities issued by any federal government agency or instrumentality, including, but not limited to, the Federal National Mortgage Association, Federal Home Loan Bank, Federal Farm Credit Bank, Federal Home Loan Mortgage Corporation, Government National Mortgage Association and Student Loan Marketing Association. All federal agency securities shall be direct issuances of federal government agencies or instrumentalities;
3. Written repurchase agreements in the securities listed above provided that the fair value of the securities subject to the repurchase agreement must exceed the principal value of the agreement by at least two percent and be marked to market daily and that the term of the agreement must not exceed thirty days;
4. Bonds and other obligations of the State of Ohio;
5. No-load money market mutual funds consisting exclusively of obligations described in items (1) and (2) above and repurchase agreements secured by such obligations, provided that investments in securities described in this division are made only through eligible institutions;
6. The State Treasurer's investment pool the State Treasury Asset Reserve of Ohio (STAR Ohio);
7. Certain banker's acceptance and commercial paper notes for a period not to exceed one-hundred-eighty days from the purchase date in an amount not to exceed twenty-five percent of the interim monies available for investment at any one time; and,
8. Under limited circumstances, corporate notes rated in either of the two highest classifications by at least two nationally recognized rating agencies.

Protection of the District's deposits is provided by the Federal Deposit Insurance Corporation (FDIC), by eligible securities pledged by the financial institution as security for repayment, by surety company bonds deposited with the Treasurer by the financial institution or by a single collateral pool established by the financial institution to secure the repayment of all public monies deposited with the institution.

Investments in stripped principal or interest obligations, reverse repurchase agreements and derivatives are prohibited. The issuance of taxable notes for the purpose of arbitrage, the use of leverage and short selling are also prohibited. An investment must mature within five years from the date of purchase unless matched to a specific obligation or debt of the District, and must be purchased with the expectation that it will be held to maturity. Investments may only be made through specified dealers and institutions. Payment for investments may be made only upon delivery of the securities representing the investments to the Treasurer or, if the securities are not represented by a certificate, upon receipt of confirmation of transfer from the custodian.

A. Cash on Hand

At fiscal year end, the District had \$25 in undeposited cash on hand which is included on the financial statements of the District as part of "equity in pooled cash and cash equivalents".

**BEAVER LOCAL SCHOOL DISTRICT
COLUMBIANA COUNTY**

NOTES TO THE BASIC FINANCIAL STATEMENTS
FOR THE FISCAL YEAR ENDED JUNE 30, 2018

NOTE 4 - DEPOSITS AND INVESTMENTS - (Continued)

B. Deposits with Financial Institutions

At June 30, 2018, the carrying amount of all District deposits was \$3,296,344. Based on the criteria described in GASB Statement No. 40, “*Deposits and Investment Risk Disclosures*”, as of June 30, 2018, \$3,235,920 of the District’s bank balance of \$3,486,564 was exposed to custodial risk as discussed below, while \$250,644 was covered by the FDIC.

Custodial credit risk is the risk that, in the event of bank failure, the District will not be able to recover deposits or collateral securities that are in the possession of an outside party. The District has no deposit policy for custodial credit risk beyond the requirements of State statute. Ohio law requires that deposits either be insured or protected by (1) eligible securities pledged to the District and deposited with a qualified trustee by the financial institution as security for repayment whose market value at all times shall be at least 105 percent of the deposits being secured, or (2) participation in the Ohio Pooled Collateral System (OPCS), a collateral pool of eligible securities deposited with a qualified trustee and pledged to the Treasurer of State to secure the repayment of all public monies deposited in the financial institution. OPCS requires the total market value of the securities pledged to be 102 percent of the deposits being secured or a rate set by the Treasurer of State. Although all statutory requirements for the deposit of money had been followed, noncompliance with Federal requirements could potentially subject the District to a successful claim by the FDIC.

C. Investments

As of June 30, 2018, the District had the following investment and maturity:

Investment type	Amortized Cost	Investment Maturities 6 months or less
STAR Ohio	\$ <u>11,275</u>	\$ <u>11,275</u>

Interest Rate Risk: As a means of limiting its exposure to fair value losses arising from rising interest rates and according to State law, the District’s investment policy limits investment portfolio maturities to five years or less.

Credit Risk: STAR Ohio carries a rating of AAAM by Standard and Poor’s. Ohio law requires that STAR Ohio maintain the highest rating by at least one nationally recognized standard rating service.

Custodial Credit Risk: For an investment, custodial credit risk is the risk that, in the event of the failure of the counterparty, the District will not be able to recover the value of its investments or collateral securities that are in the possession of an outside party. The District has no investment policy dealing with investment custodial risk beyond the requirement in State statute that prohibits payment for investments prior to the delivery of the securities representing such investments to the Treasurer or qualified trustee.

**BEAVER LOCAL SCHOOL DISTRICT
COLUMBIANA COUNTY**

NOTES TO THE BASIC FINANCIAL STATEMENTS
FOR THE FISCAL YEAR ENDED JUNE 30, 2018

NOTE 4 - DEPOSITS AND INVESTMENTS - (Continued)

Concentration of Credit Risk: The District places no limit on the amount that may be invested in any one issuer. The following table includes the percentage of each investment type held by the District at June 30, 2018:

<u>Investment type</u>	<u>Amortized Cost</u>	<u>% of Total</u>
STAR Ohio	<u>\$ 11,275</u>	<u>100%</u>

D. Reconciliation of Cash and Investments to the Statement of Net Position

The following is a reconciliation of cash and investments as reported in the note above to cash and investments as reported on the statement of net position as of June 30, 2018:

<u>Cash and investments per note</u>		
Carrying amount of deposits	\$ 3,296,344	
Cash on hand	25	
Investments	<u>11,275</u>	
Total	<u>\$ 3,307,644</u>	
 <u>Cash and investments per statement of net position</u>		
Governmental activities	\$ 3,209,368	
Agency fund	<u>98,276</u>	
Total	<u>\$ 3,307,644</u>	

NOTE 5 - INTERFUND TRANSACTIONS

- A. Interfund balances for the year ended June 30, 2018, consisted of the following interfund loans receivable/payable:

<u>Receivable fund</u>	<u>Payable fund</u>	<u>Amount</u>
General fund	Nonmajor governmental funds	<u>\$ 41,635</u>

The primary purpose of the interfund balances is to cover cost in the specific nonmajor governmental funds where revenues were not received by June 30. These interfund balances are expected to be repaid once the anticipated revenues are received. All interfund balances are expected to be repaid within one year.

Interfund balances between governmental funds are eliminated on the government-wide financial statements.

**BEAVER LOCAL SCHOOL DISTRICT
COLUMBIANA COUNTY**

NOTES TO THE BASIC FINANCIAL STATEMENTS
FOR THE FISCAL YEAR ENDED JUNE 30, 2018

NOTE 5 - INTERFUND TRANSACTIONS - (Continued)

- B.** Interfund balances consisted of the following due to/from other funds at June 30, 2018, as reported on the fund statements:

<u>Due from nonmajor governmental funds to:</u>	<u>Amount</u>
General fund	\$ 56,329

The primary purpose of the interfund loans due to the general fund and bond retirement fund are to cover negative cash balances in the nonmajor governmental funds. The interfund balances will be repaid once the anticipated revenues are received.

Amounts due to/from other funds between governmental funds are eliminated on the government-wide financial statements.

- C.** Interfund transfers for the year ended June 30, 2018, consisted of the following, as reported on the fund financial statements:

<u>Transfers from general fund to:</u>	<u>Amount</u>
Nonmajor governmental funds	\$ 185,130

Transfers are used to move revenues from the fund that statute or budget required to collect them to the fund that statute or budget requires to expend them and to use unrestricted revenues collected in the general fund to finance various programs accounted for in other funds in accordance with budgetary authorizations.

Interfund transfers between governmental funds are eliminated on the government-wide financial statements. No interfund transfers are reported on the statement of activities.

All transfers were made in compliance with Ohio Revised Code Sections 5705.14, 5705.15 and 5705.16.

NOTE 6 - PROPERTY TAXES

Property taxes are levied and assessed on a calendar year basis while the District fiscal year runs from July through June. First half tax collections are received by the District in the second half of the fiscal year. Second half tax distributions occur in the first half of the following fiscal year.

Property taxes include amounts levied against all real property and public utility property. Real property tax revenues received in calendar year 2018 represent the collection of calendar year 2017 taxes. Real property taxes received in calendar year 2018 were levied after April 1, 2017, on the assessed values as of January 1, 2017, the lien date. Assessed values for real property taxes are established by State statute at 35 percent of appraised market value. Real property taxes are payable annually or semiannually. If paid annually, payment is due December 31; if paid semiannually, the first payment is due December 31, with the remainder payable by June 20. Under certain circumstances, State statute permits alternate payment dates to be established. Public utility property tax revenues received in calendar year 2018 represent the collection of calendar year 2017 taxes. Public utility real and personal property taxes received in calendar year 2018 became a lien on December 31, 2016, were levied after April 1, 2017, and are collected with real property taxes. Public utility real property is assessed at 35 percent of true value; public utility tangible personal property is currently assessed at varying percentages of true value.

**BEAVER LOCAL SCHOOL DISTRICT
COLUMBIANA COUNTY**

NOTES TO THE BASIC FINANCIAL STATEMENTS
FOR THE FISCAL YEAR ENDED JUNE 30, 2018

NOTE 6 - PROPERTY TAXES - (Continued)

The District receives property taxes from Columbiana County. The County Auditor periodically advances to the District its portion of the taxes collected. Second-half real property tax payments collected by the County by June 30, 2018, are available to finance fiscal year 2018 operations. The amount available as an advance at June 30, 2018 was \$215,969 in the general fund, \$44,508 in the bond retirement fund, and \$4,148 in the classroom facilities maintenance fund, a nonmajor governmental fund. This amount is recorded as revenue. The amount available for advance at June 30, 2017 was \$215,870 in the general fund, \$44,539 in the bond retirement fund, and \$4,144 in the classroom facilities maintenance fund, a nonmajor governmental fund. The amount of second-half real property taxes available for advance at fiscal year-end can vary based on the date the tax bills are sent.

Accrued property taxes receivable includes real property, public utility property and delinquent tangible personal property taxes which are measurable as of June 30, 2018 and for which there is an enforceable legal claim. Although total property tax collections for the next fiscal year are measurable, only the amount of real property taxes available as an advance at June 30 was levied to finance current fiscal year operations and is reported as revenue at fiscal year-end. The portion of the receivable not levied to finance current fiscal year operations is offset by a credit to deferred inflows.

On the accrual basis of accounting, collectible delinquent property taxes have been recorded as a receivable and revenue, while on a modified accrual basis of accounting the revenue has been reported as a deferred inflow.

The assessed values upon which the fiscal year 2018 taxes were collected are:

	2017 Second Half Collections		2018 First Half Collections	
	<u>Amount</u>	<u>Percent</u>	<u>Amount</u>	<u>Percent</u>
Agricultural/residential and other real estate	\$ 241,685,760	92.02	\$ 242,472,550	91.57
Public utility personal	<u>20,949,400</u>	<u>7.98</u>	<u>22,316,480</u>	<u>8.43</u>
Total	<u>\$ 262,635,160</u>	<u>100.00</u>	<u>\$ 264,789,030</u>	<u>100.00</u>
Tax rate per \$1,000 of assessed valuation	\$ 36.62		\$ 36.62	

**BEAVER LOCAL SCHOOL DISTRICT
COLUMBIANA COUNTY**

NOTES TO THE BASIC FINANCIAL STATEMENTS
FOR THE FISCAL YEAR ENDED JUNE 30, 2018

NOTE 7 - RECEIVABLES

Receivables at June 30, 2018, consisted of property taxes, accounts and intergovernmental grants and entitlements. All receivables are considered collectible in full due to the ability to foreclose for the nonpayment of taxes, the stable condition of State programs, and the current year guarantee of federal funds.

A summary of the principal items of receivables follows:

Governmental activities:

Property taxes	\$ 7,065,001
Accounts	10,032
Intergovernmental	<u>203,993</u>
Total	<u>\$ 7,279,026</u>

Receivables have been disaggregated on the face of the basic financial statements. All receivables are expected to be collected within the subsequent year.

NOTE 8 - CAPITAL ASSETS

Governmental activities capital asset activity for the fiscal year ended June 30, 2018, was as follows:

	Balance July 1, 2017	Additions	Deductions	Balance June 30, 2018
Governmental activities:				
Capital assets, not being depreciated:				
Land	\$ 330,345	\$ -	\$ -	\$ 330,345
Total capital assets, not being depreciated	<u>330,345</u>	<u>-</u>	<u>-</u>	<u>330,345</u>
Capital assets, being depreciated:				
Building and improvements	55,055,572	54,000	-	55,109,572
Furniture and equipment	3,505,184	-	(27,783)	3,477,401
Vehicles	<u>1,903,342</u>	<u>84,121</u>	<u>(50,470)</u>	<u>1,936,993</u>
Total capital assets, being depreciated	<u>60,464,098</u>	<u>138,121</u>	<u>(78,253)</u>	<u>60,523,966</u>
Less: accumulated depreciation				
Building and improvements	(3,696,960)	(1,475,260)	-	(5,172,220)
Furniture and equipment	(866,833)	(486,726)	19,357	(1,334,202)
Vehicles	<u>(1,401,617)</u>	<u>(86,669)</u>	<u>45,423</u>	<u>(1,442,863)</u>
Total accumulated depreciation	<u>(5,965,410)</u>	<u>(2,048,655)</u>	<u>64,780</u>	<u>(7,949,285)</u>
Governmental activities capital assets, net	<u>\$ 54,829,033</u>	<u>\$ (1,910,534)</u>	<u>\$ (13,473)</u>	<u>\$ 52,905,026</u>

**BEAVER LOCAL SCHOOL DISTRICT
COLUMBIANA COUNTY**

NOTES TO THE BASIC FINANCIAL STATEMENTS
FOR THE FISCAL YEAR ENDED JUNE 30, 2018

NOTE 8 - CAPITAL ASSETS - (Continued)

Depreciation expense was charged to governmental functions as follows:

Instruction:	
Regular	\$ 779,564
Special	48,338
Support services:	
Instructional staff	350,120
Administration	29,240
Fiscal	367
Operations and maintenance	473,931
Pupil transportation	86,669
Food service operations	151,120
Extracurricular activities	<u>129,306</u>
Total depreciation expense	<u>\$ 2,048,655</u>

NOTE 9 - LEASES - LESSEE DISCLOSURE

A. Capital Leases

During fiscal year 2017, the District entered into a capital lease agreement for the acquisition of copiers. During fiscal year 2016, the District entered into a \$1,200,000 lease-purchase agreement with First Merit Equipment Finance, Inc. for the lease and eventual acquisition of improvements to the District's high school stadium and related appurtenances. These leases meet the criteria of a capital lease as defined by generally accepted accounting principles, which defines a capital lease generally as one which transfers the benefits and risks of ownership to the lessee at the conclusion of the lease term. At inception, the copier lease was accounted for as an other financing source and a capital outlay expenditure in the general fund. Capital lease payments have been reclassified and shown as debt service expenditures in the general fund. These expenditures for the copiers will be reflected as function expenditures on a budgetary basis. The general capital assets acquired by the copier capital lease have been capitalized in the governmental activities on the statement of net position in an amount equal to the present value of the future minimum lease payments as of the date of their inception.

The following is a schedule of the future long-term minimum lease payments required under the lease agreements and the present value of the future minimum lease payments as of June 30, 2018:

**BEAVER LOCAL SCHOOL DISTRICT
COLUMBIANA COUNTY**

NOTES TO THE BASIC FINANCIAL STATEMENTS
FOR THE FISCAL YEAR ENDED JUNE 30, 2018

NOTE 9 - LEASES - LESSEE DISCLOSURE - (Continued)

<u>Fiscal Year Ending June 30</u>	<u>Stadium</u>	<u>Copiers</u>
2019	\$ 193,117	\$ 70,733
2020	193,117	70,733
2021	193,117	23,578
2022	<u>193,118</u>	<u>-</u>
Total minimum lease payments	772,469	165,044
Less: amount representing interest	<u>(61,904)</u>	<u>(14,943)</u>
Total	<u>\$ 710,565</u>	<u>\$ 150,101</u>

B. Non-Capital Lease

During fiscal year 2018, the District entered into a long-term lease agreement with Apple, Inc. for iPads. The items acquired by the lease agreement have not been capitalized due to each item being under the capitalization threshold. Lease payments have been reclassified and are reflected as debt service expenditures in the financial statements for the general fund. These expenditures are reported as function expenditures on the budgetary statement.

The following is a schedule of the future long-term minimum lease payments required under the lease agreement and the present value of the minimum lease payments as of June 30, 2018.

<u>Fiscal Year Ending June 30,</u>	<u>Amount</u>
2019	\$ 82,529
2020	82,530
2021	82,530
2022	<u>82,530</u>
Total minimum lease payments	330,119
Less: amount representing interest	<u>(9,119)</u>
Total	<u>\$ 321,000</u>

**BEAVER LOCAL SCHOOL DISTRICT
COLUMBIANA COUNTY**

NOTES TO THE BASIC FINANCIAL STATEMENTS
FOR THE FISCAL YEAR ENDED JUNE 30, 2018

NOTE 10 - LONG-TERM OBLIGATIONS

A. During the fiscal year 2018, the following changes occurred in governmental activities long-term obligations. The long-term obligations at June 30, 2017 have been restated as described in Note 3.A.

	Restated Balance 06/30/17	Additions	Reductions	Balance 06/30/18	Amounts Due in One Year
Governmental activities:					
General obligation bonds:					
Series 2013 bonds:					
Current interest bonds	\$ 19,475,000	\$ -	\$ (575,000)	\$ 18,900,000	\$ 585,000
Capital appreciation bonds	28,614	-	-	28,614	-
Accreted interest	42,792	14,995	-	57,787	-
Total general obligation bonds	<u>19,546,406</u>	<u>14,995</u>	<u>(575,000)</u>	<u>18,986,401</u>	<u>585,000</u>
Other long-term obligations:					
OWDA loan payable	78,061	-	(14,997)	63,064	15,298
Stadium lease purchase	872,153	-	(161,588)	710,565	167,768
Copier capital lease	206,359	-	(56,258)	150,101	60,927
iPad lease	-	321,000	-	321,000	82,529
Net pension liability	28,976,213	-	(8,430,759)	20,545,454	-
Net OPEB liability	5,840,606	-	(1,319,276)	4,521,330	-
Compensated absences payable	<u>632,432</u>	<u>163,003</u>	<u>(151,967)</u>	<u>643,468</u>	<u>130,425</u>
Total governmental activities long-term liabilities	<u>\$ 56,152,230</u>	<u>\$ 498,998</u>	<u>\$ (10,709,845)</u>	45,941,383	<u>\$ 1,041,947</u>
Add: unamortized premium				<u>356,008</u>	
Total on statement of net position				<u>\$ 46,297,391</u>	

Compensated absences will be paid from the fund from which the employee is paid, which is primarily the general fund.

The District's net pension liability is described in Note 13. The District pays obligations related to employee compensation from the fund benefitting from their service.

The District's net OPEB liability is described in Note 14. The District pays obligations related to employee compensation from the fund benefitting from their service.

See Note 9 for a discussion of the District's lease purchase, capital lease and non-capital lease obligations.

**BEAVER LOCAL SCHOOL DISTRICT
COLUMBIANA COUNTY**

NOTES TO THE BASIC FINANCIAL STATEMENTS
FOR THE FISCAL YEAR ENDED JUNE 30, 2018

NOTE 10 - LONG-TERM OBLIGATIONS - (Continued)

B. OWDA Loan

On April 25, 2002, the District entered into a loan agreement with the Ohio Water Development Authority (OWDA) for the purpose of paying water tap fees. The amount financed was \$270,618 at an interest rate of 2 percent. The loan is being paid through the bond retirement fund.

The following is a summary of future annual debt service requirements to maturity for the District's OWDA loan:

Year Ended June 30,	OWDA Loan		
	Principal	Interest	Total
2019	\$ 15,298	\$ 1,185	\$ 16,483
2020	15,606	878	16,484
2021	15,920	564	16,484
2022	<u>16,240</u>	<u>244</u>	<u>16,484</u>
Total	<u>\$ 63,064</u>	<u>\$ 2,871</u>	<u>\$ 65,935</u>

C. General Obligation Bonds - Series 2013

On August 8, 2012, the District issued \$21,498,614 in general obligations bonds. The bond issue represents the District's local share and local funded initiatives of a construction project approved and significantly funded by the Ohio Facilities Construction Commission (OFCC). These bonds are general obligations of the District for which the full faith and credit of the District is pledged for repayment. Accordingly, such unmatured obligations of the District are accounted for in the statement of net position. Payments of principal and interest relating to this bond issue are recorded as an expenditure in the bond retirement fund.

This issue is comprised of both current interest bonds, par value \$21,470,000, and capital appreciation bonds, par value \$28,614. The interest rates on the current interest bonds range from 1.75% to 4.00%. The capital appreciation bonds mature on December 1, 2019 at a redemption price equal to 100% of the principal, plus accrued interest to the redemption date. The accreted value at maturity for the capital appreciation bonds is \$115,000. A total of \$57,787 in accreted interest on the capital appreciation bonds has been included in the statement of net position at June 30, 2018.

Interest payments on the current interest bonds are due on June 1 and December 1 of each year. The final maturity stated in the issue is December 1, 2040.

**BEAVER LOCAL SCHOOL DISTRICT
COLUMBIANA COUNTY**

NOTES TO THE BASIC FINANCIAL STATEMENTS
FOR THE FISCAL YEAR ENDED JUNE 30, 2018

NOTE 10 - LONG-TERM OBLIGATIONS - (Continued)

The following is a summary of future annual debt service requirements to maturity for the District's general obligation bonds:

Year Ended	Series 2013 General Obligation Bonds					
	Current Interest Bonds			Capital Appreciation Bonds		
	Principal	Interest	Total	Principal	Interest	Total
2019	\$ 585,000	\$ 645,081	\$ 1,230,081	\$ -	\$ -	\$ -
2020	480,000	635,762	1,115,762	28,614	86,386	115,000
2021	605,000	624,263	1,229,263	-	-	-
2022	615,000	609,563	1,224,563	-	-	-
2023	630,000	589,563	1,219,563	-	-	-
2024 - 2028	3,500,000	2,608,631	6,108,631	-	-	-
2029 - 2033	4,135,000	1,969,837	6,104,837	-	-	-
2034 - 2038	4,910,000	1,184,875	6,094,875	-	-	-
2039 - 2041	<u>3,440,000</u>	<u>209,800</u>	<u>3,649,800</u>	-	-	-
Total	<u>\$ 18,900,000</u>	<u>\$ 9,077,375</u>	<u>\$ 27,977,375</u>	<u>\$ 28,614</u>	<u>\$ 86,386</u>	<u>\$ 115,000</u>

D. Legal Debt Margin

The Ohio Revised Code provides that voted net general obligation debt of the District shall never exceed 9% of the total assessed valuation of the District. The code further provides that unvoted indebtedness shall not exceed 1/10 of 1% of the property valuation of the District. The code additionally states that unvoted indebtedness related to energy conservation debt shall not exceed 9/10 of 1% of the property valuation of the District. The assessed valuation used in determining the District's legal debt margin has been modified by House Bill 530 which became effective March 30, 2006. In accordance with House Bill 530, the assessed valuation used in the District's legal debt margin calculation excluded tangible personal property used in business, telephone or telegraph property, interexchange telecommunications company property, and personal property owned or leased by a railroad company and used in railroad operations. The effects of these debt limitations at June 30, 2018, are a voted debt margin of \$6,001,416 (including available funds of \$1,099,017) and an unvoted debt margin of \$264,789.

NOTE 11 - OTHER EMPLOYEE BENEFITS

A. Compensated Absences

The criteria for determining vacation and sick leave components are derived from negotiated agreements and State laws. Administrators, supervisors and classified employees earn ten to twenty days of vacation per year, depending upon length of service. Accumulated unused vacation time is paid to employees upon termination of employment. Teachers and administrators do not earn vacation time, with the exception of the Superintendent and Treasurer.

**BEAVER LOCAL SCHOOL DISTRICT
COLUMBIANA COUNTY**

NOTES TO THE BASIC FINANCIAL STATEMENTS
FOR THE FISCAL YEAR ENDED JUNE 30, 2018

NOTE 11 - OTHER EMPLOYEE BENEFITS - (Continued)

Teachers, administrators, and classified employees earn sick leave at the rate of one and one-fourth days per month. Sick leave may be accumulated with no maximum. Upon retirement, payment is made for one-fourth of the total sick leave accumulation, up to a maximum accumulation of ninety days for certified employees and if attendance goal is achieved, up to 15 additional days, one hundred days for administrative/confidential employees, and one hundred days for classified employees. An employee receiving such payment must meet the retirement provisions set by STRS and SERS.

B. Certified Attendance Goal

For the duration of this contract, when an employee retires, under regulations adopted by STRS, he/she shall be paid severance pay as follows for the remaining sick leave days they have accumulated: a severance payment amounting to a maximum of 90 days severance payable over two years with proper documentation of such retirement from STRS.

If the retiree uses equal to or less than average of ten sick days per year for the final three years, a bonus of seven severance days will be added to the severance package or if the retiree uses equal to or less than average of five sick days per year for the final three years, a bonus of fifteen severance days will be added to the severance package.

C. Life and Medical Insurance

The District provides life insurance and accidental death and dismemberment insurance to its employees. Coverage is \$50,000 per certificated, administration and confidential employees, and classified employees. Life insurance is provided through the Sun Life Insurance Company.

The District has contracted with Ohio School Benefits Cooperative to provide employee medical/surgical benefits under a fully insured plan. The District pays medical/surgical and prescription premiums of \$1,622.93 for family coverage and \$682.93 for single coverage per employee per month per the OAPSE negotiated agreement. The District pays medical/surgical and prescription amounts of \$1,579.93 for family coverage and \$701.73 for single coverage per employee per month for all other employees.

Dental insurance is also provided by Ohio School Benefits Cooperative. Premiums for dental coverage are \$25 for single coverage and \$74.95 for family coverage per employee per month.

The Vision Service Plan provides vision insurance. Premiums for vision coverage are \$9.90 for single coverage and \$22.41 for family coverage per employee per month.

NOTE 12 - RISK MANAGEMENT

The District is exposed to various risks of loss related to torts; theft of, damage to and destruction of assets; errors and omissions; injuries to employees and natural disaster. During fiscal year 2018, the District had a \$500 deductible per occurrence. Ohio Casualty Insurance Company provides liability insurance with a \$5,000,000 aggregate limit.

**BEAVER LOCAL SCHOOL DISTRICT
COLUMBIANA COUNTY**

NOTES TO THE BASIC FINANCIAL STATEMENTS
FOR THE FISCAL YEAR ENDED JUNE 30, 2018

NOTE 12 - RISK MANAGEMENT - (Continued)

Traveler's Casualty and Surety Company of America with a \$500 deductible provides fleet insurance collision coverage and a \$1,000,000 combined single limit of liability. Settled claims have not exceeded this commercial coverage in any of the past three years. There have been no significant reductions in insurance coverage from last year.

A \$20,000 performance bond is maintained for the Treasurer, Superintendent and Board President through the Harcutt-Hyre Insurance Agency.

For fiscal year 2018, the District participated in the OASBO Workers' Compensation Group Rating Plan (GRP), an insurance purchasing pool. The intent of the GRP is to achieve the benefit of a reduced premium for the District by virtue of its grouping and representation with other participants in the GRP. The workers' compensation experience of the participating school districts is tiered into groups based upon past workers' compensation experience. Within each tiered group, a common premium rate is applied to all school districts within that group. Each participant pays its workers' compensation premium to the State based on the rate for the GRP rather than its individual rate. Total savings are then calculated and each participant's individual performance is compared to the overall savings percentage of their tiered group. Participation in the GRP is limited to school districts that can meet the GRP's selection criteria. The firm of CompManagement, Inc. provides administrative, cost control and actuarial services to the GRP.

NOTE 13 - DEFINED BENEFIT PENSION PLANS

Net Pension Liability

The net pension liability reported on the statement of net position represents a liability to employees for pensions. Pensions are a component of exchange transactions—between an employer and its employees—of salaries and benefits for employee services. Pensions are provided to an employee—on a deferred-payment basis—as part of the total compensation package offered by an employer for employee services each financial period. The obligation to sacrifice resources for pensions is a present obligation because it was created as a result of employment exchanges that already have occurred.

The net pension liability represents the District's proportionate share of each pension plan's collective actuarial present value of projected benefit payments attributable to past periods of service, net of each pension plan's fiduciary net position. The net pension liability calculation is dependent on critical long-term variables, including estimated average life expectancies, earnings on investments, cost of living adjustments and others. While these estimates use the best information available, unknowable future events require adjusting this estimate annually.

The Ohio Revised Code limits the District's obligation for this liability to annually required payments. The District cannot control benefit terms or the manner in which pensions are financed; however, the District does receive the benefit of employees' services in exchange for compensation including pension.

**BEAVER LOCAL SCHOOL DISTRICT
COLUMBIANA COUNTY**

NOTES TO THE BASIC FINANCIAL STATEMENTS
FOR THE FISCAL YEAR ENDED JUNE 30, 2018

NOTE 13 - DEFINED BENEFIT PENSION PLANS - (Continued)

GASB 68 assumes the liability is solely the obligation of the employer, because (1) they benefit from employee services; and (2) State statute requires all funding to come from these employers. All contributions to date have come solely from these employers (which also includes costs paid in the form of withholdings from employees). State statute requires the pension plans to amortize unfunded liabilities within 30 years. If the amortization period exceeds 30 years, each pension plan’s board must propose corrective action to the State legislature. Any resulting legislative change to benefits or funding could significantly affect the net pension liability. Resulting adjustments to the net pension liability would be effective when the changes are legally enforceable.

The proportionate share of each plan’s unfunded benefits is presented as a long-term *net pension liability* on the accrual basis of accounting. Any liability for the contractually-required pension contribution outstanding at the end of the year is included in *pension and postemployment benefits payable* on both the accrual and modified accrual bases of accounting.

Plan Description - School Employees Retirement System (SERS)

Plan Description - The District non-teaching employees participate in SERS, a cost-sharing multiple-employer defined benefit pension plan administered by SERS. SERS provides retirement, disability and survivor benefits, annual cost-of-living adjustments, and death benefits to plan members and beneficiaries. Authority to establish and amend benefits is provided by Ohio Revised Code Chapter 3309. SERS issues a publicly available, stand-alone financial report that includes financial statements, required supplementary information and detailed information about SERS’ fiduciary net position. That report can be obtained by visiting the SERS website at www.ohsers.org under Employers/Audit Resources.

Age and service requirements for retirement are as follows:

	Eligible to Retire on or before August 1, 2017 *	Eligible to Retire after August 1, 2017
Full benefits	Any age with 30 years of service credit	Age 67 with 10 years of service credit; or Age 57 with 30 years of service credit
Actuarially reduced benefits	Age 60 with 5 years of service credit Age 55 with 25 years of service credit	Age 62 with 10 years of service credit; or Age 60 with 25 years of service credit

* Members with 25 years of service credit as of August 1, 2017, will be included in this plan.

Annual retirement benefits are calculated based on final average salary multiplied by a percentage that varies based on years of service; 2.2 percent for the first thirty years of service and 2.5 percent for years of service credit over 30. Final average salary is the average of the highest three years of salary.

One year after an effective benefit date, a benefit recipient is entitled to a three percent cost-of-living adjustment (COLA). This same COLA is added each year to the base benefit amount on the anniversary date of the benefit.

**BEAVER LOCAL SCHOOL DISTRICT
COLUMBIANA COUNTY**

NOTES TO THE BASIC FINANCIAL STATEMENTS
FOR THE FISCAL YEAR ENDED JUNE 30, 2018

NOTE 13 - DEFINED BENEFIT PENSION PLANS - (Continued)

Funding Policy - Plan members are required to contribute 10 percent of their annual covered salary and the District is required to contribute 14 percent of annual covered payroll. The contribution requirements of plan members and employers are established and may be amended by the SERS' Retirement Board up to statutory maximum amounts of 10 percent for plan members and 14 percent for employers. The Retirement Board, acting with the advice of the actuary, allocates the employer contribution rate among four of the System's funds (Pension Trust Fund, Death Benefit Fund, Medicare B Fund, and Health Care Fund). For the fiscal year ended June 30, 2018, the allocation to pension, death benefits, and Medicare B was 13.5 percent. The remaining 0.5 percent of the employer contribution rate was allocated to the Health Care Fund.

The District's contractually required contribution to SERS was \$266,619 for fiscal year 2018. Of this amount, \$19,017 is reported as pension and postemployment benefits payable.

Plan Description - State Teachers Retirement System (STRS)

Plan Description - Licensed teachers participate in STRS Ohio, a cost-sharing multiple-employer public employee retirement system administered by STRS. STRS provides retirement and disability benefits to members and death and survivor benefits to beneficiaries. STRS issues a stand-alone financial report that includes financial statements, required supplementary information and detailed information about STRS' fiduciary net position. That report can be obtained by writing to STRS, 275 E. Broad St., Columbus, OH 43215-3771, by calling (888) 227-7877, or by visiting the STRS website at www.strsoh.org.

New members have a choice of three retirement plans; a Defined Benefit (DB) Plan, a Defined Contribution (DC) Plan and a Combined Plan. Benefits are established by Ohio Revised Code Chapter 3307. The DB Plan offers an annual retirement allowance based on final average salary multiplied by a percentage that varies based on years of service. Effective August 1, 2015, the calculation will be 2.2 percent of final average salary for the five highest years of earnings multiplied by all years of service. Effective July 1, 2017, the cost-of-living adjustment was reduced to zero. Members are eligible to retire at age 60 with five years of qualifying service credit, or age 55 with 26 years of service, or 31 years of service regardless of age. Eligibility changes will be phased in until August 1, 2026, when retirement eligibility for unreduced benefits will be five years of service credit and age 65, or 35 years of service credit and at least age 60.

The DC Plan allows members to place all their member contributions and 9.5 percent of the 14 percent employer contributions into an investment account. Investment allocation decisions are determined by the member. The remaining 4.5 percent of the 14 percent employer rate is allocated to the defined benefit unfunded liability. A member is eligible to receive a retirement benefit at age 50 and termination of employment. The member may elect to receive a lifetime monthly annuity or a lump sum withdrawal.

The Combined Plan offers features of both the DB Plan and the DC Plan. In the Combined Plan, 12 percent of the 14 percent member rate goes to the DC Plan and the remaining 2 percent is applied to the DB Plan. Member contributions to the DC Plan are allocated among investment choices by the member, and contributions to the DB Plan from the employer and the member are used to fund the defined benefit payment at a reduced level from the regular DB Plan. The defined benefit portion of the Combined Plan payment is payable to a member on or after age 60 with five years of service. The defined contribution portion of the account may be taken as a lump sum payment or converted to a lifetime monthly annuity after termination of employment at age 50 or later.

**BEAVER LOCAL SCHOOL DISTRICT
COLUMBIANA COUNTY**

NOTES TO THE BASIC FINANCIAL STATEMENTS
FOR THE FISCAL YEAR ENDED JUNE 30, 2018

NOTE 13 - DEFINED BENEFIT PENSION PLANS - (Continued)

New members who choose the DC Plan or Combined Plan will have another opportunity to reselect a permanent plan during their fifth year of membership. Members may remain in the same plan or transfer to another STRS plan. The optional annuitization of a member's defined contribution account or the defined contribution portion of a member's Combined Plan account to a lifetime benefit results in STRS bearing the risk of investment gain or loss on the account. STRS has therefore included all three plan options as one defined benefit plan for GASB 68 reporting purposes.

A DB or Combined Plan member with five or more years of credited service who is determined to be disabled may qualify for a disability benefit. Eligible survivors of members who die before service retirement may qualify for monthly benefits. New members on or after July 1, 2013, must have at least ten years of qualifying service credit that apply for disability benefits. Members in the DC Plan who become disabled are entitled only to their account balance. If a member of the DC Plan dies before retirement benefits begin, the member's designated beneficiary is entitled to receive the member's account balance.

Funding Policy - Employer and member contribution rates are established by the State Teachers Retirement Board and limited by Chapter 3307 of the Ohio Revised Code. For fiscal year 2018, plan members were required to contribute 14 percent of their annual covered salary. The District was required to contribute 14 percent; the entire 14 percent was the portion used to fund pension obligations. The fiscal year 2018 contribution rates were equal to the statutory maximum rates.

The District's contractually required contribution to STRS was \$1,098,137 for fiscal year 2018. Of this amount, \$194,292 is reported as pension and postemployment benefits payable.

Net Pension Liability

The net pension liability was measured as of June 30, 2017, and the total pension liability used to calculate the net pension liability was determined by an actuarial valuation as of that date. The District's proportion of the net pension liability was based on the District's share of contributions to the pension plan relative to the projected contributions of all participating entities. Following is information related to the proportionate share and pension expense:

	<u>SERS</u>	<u>STRS</u>	<u>Total</u>
Proportion of the net pension liability prior measurement date	0.07045390%	0.07116072%	
Proportion of the net pension liability current measurement date	<u>0.06575320%</u>	<u>0.06995031%</u>	
Change in proportionate share	<u>-0.00470070%</u>	<u>-0.00121041%</u>	
Proportionate share of the net pension liability	\$ 3,928,608	\$ 16,616,846	\$ 20,545,454
Pension expense	\$ (203,391)	\$ (6,675,479)	\$ (6,878,870)

**BEAVER LOCAL SCHOOL DISTRICT
COLUMBIANA COUNTY**

NOTES TO THE BASIC FINANCIAL STATEMENTS
FOR THE FISCAL YEAR ENDED JUNE 30, 2018

NOTE 13 - DEFINED BENEFIT PENSION PLANS - (Continued)

At June 30, 2018, the District reported deferred outflows of resources and deferred inflows of resources related to pensions from the following sources:

	SERS	STRS	Total
Deferred outflows of resources			
Differences between expected and actual experience	\$ 169,074	\$ 641,664	\$ 810,738
Changes of assumptions	203,152	3,634,287	3,837,439
Difference between District contributions and proportionate share of contributions/ change in proportionate share	79,883	-	79,883
District contributions subsequent to the measurement date	266,619	1,098,137	1,364,756
Total deferred outflows of resources	\$ 718,728	\$ 5,374,088	\$ 6,092,816
Deferred inflows of resources			
Differences between expected and actual experience	\$ -	\$ 133,926	\$ 133,926
Net difference between projected and actual earnings on pension plan investments	18,648	548,377	567,025
Difference between District contributions and proportionate share of contributions/ change in proportionate share	253,378	798,911	1,052,289
Total deferred inflows of resources	\$ 272,026	\$ 1,481,214	\$ 1,753,240

\$1,364,756 reported as deferred outflows of resources related to pension resulting from District contributions subsequent to the measurement date will be recognized as a reduction of the net pension liability in the year ending June 30, 2019. Other amounts reported as deferred outflows of resources and deferred inflows of resources related to pension will be recognized in pension expense as follows:

	SERS	STRS	Total
Fiscal Year Ending June 30:			
2019	\$ 95,576	\$ 488,485	\$ 584,061
2020	180,848	1,234,462	1,415,310
2021	(4,757)	853,723	848,966
2022	(91,584)	218,067	126,483
Total	\$ 180,083	\$ 2,794,737	\$ 2,974,820

**BEAVER LOCAL SCHOOL DISTRICT
COLUMBIANA COUNTY**

NOTES TO THE BASIC FINANCIAL STATEMENTS
FOR THE FISCAL YEAR ENDED JUNE 30, 2018

NOTE 13 - DEFINED BENEFIT PENSION PLANS - (Continued)

Actuarial Assumptions - SERS

SERS' total pension liability was determined by their actuaries in accordance with GASB Statement No. 67, as part of their annual actuarial valuation for each defined benefit retirement plan. Actuarial valuations of an ongoing plan involve estimates of the value of reported amounts (e.g., salaries, credited service) and assumptions about the probability of occurrence of events far into the future (e.g., mortality, disabilities, retirements, employment termination). Actuarially determined amounts are subject to continual review and potential modifications, as actual results are compared with past expectations and new estimates are made about the future.

Projections of benefits for financial reporting purposes are based on the substantive plan (the plan as understood by the employers and plan members) and include the types of benefits provided at the time of each valuation and the historical pattern of sharing benefit costs between the employers and plan members to that point. The projection of benefits for financial reporting purposes does not explicitly incorporate the potential effects of legal or contractual funding limitations.

Actuarial calculations reflect a long-term perspective. For a newly hired employee, actuarial calculations will take into account the employee's entire career with the employer and also take into consideration the benefits, if any, paid to the employee after termination of employment until the death of the employee and any applicable contingent annuitant. In many cases actuarial calculations reflect several decades of service with the employer and the payment of benefits after termination.

Key methods and assumptions used in calculating the total pension liability in the latest actuarial valuation, prepared as of June 30, 2017, are presented below:

Wage inflation	3.00 percent
Future salary increases, including inflation	3.50 percent to 18.20 percent
COLA or ad hoc COLA	2.50 percent
Investment rate of return	7.50 percent net of investments expense, including inflation
Actuarial cost method	Entry age normal (level percent of payroll)

Prior to 2017, an assumption of 3 percent was used for COLA or Ad Hoc COLA.

For 2017, the mortality rates were based on the RP-2014 Blue Collar Mortality Table with fully generational projection and a five-year age set-back for both males and females. Mortality among service retired members, and beneficiaries were based upon the RP-2014 Blue Collar Mortality Table with fully generational projection with Scale BB, 120 percent of male rates, and 110 percent of female rates. Mortality among disabled members was based upon the RP-2000 Disabled Mortality Table, 90 percent for male rates and 100 percent for female rates, set back five years is used for the period after disability retirement.

The most recent experience study was completed for the five year period ended June 30, 2015.

**BEAVER LOCAL SCHOOL DISTRICT
COLUMBIANA COUNTY**

NOTES TO THE BASIC FINANCIAL STATEMENTS
FOR THE FISCAL YEAR ENDED JUNE 30, 2018

NOTE 13 - DEFINED BENEFIT PENSION PLANS - (Continued)

The long-term return expectation for the Pension Plan Investments has been determined using a building-block approach and assumes a time horizon, as defined in SERS' *Statement of Investment Policy*. A forecasted rate of inflation serves as the baseline for the return expectation. Various real return premiums over the baseline inflation rate have been established for each asset class. The long-term expected nominal rate of return has been determined by calculating a weighted average of the expected real return premiums for each asset class, adding the projected inflation rate, and adding the expected return from rebalancing uncorrelated asset classes.

The target allocation and best estimates of arithmetic real rates of return for each major assets class are summarized in the following table:

Asset Class	Target Allocation	Long Term Expected Real Rate of Return
Cash	1.00 %	0.50 %
US Equity	22.50	4.75
International Equity	22.50	7.00
Fixed Income	19.00	1.50
Private Equity	10.00	8.00
Real Assets	15.00	5.00
Multi-Asset Strategies	10.00	3.00
Total	<u>100.00 %</u>	

Discount Rate - The total pension liability was calculated using the discount rate of 7.50 percent. The projection of cash flows used to determine the discount rate assumed the contributions from employers and from the members would be computed based on contribution requirements as stipulated by State statute. Projected inflows from investment earning were calculated using the long-term assumed investment rate of return (7.50 percent). Based on those assumptions, the plan's fiduciary net position was projected to be available to make all future benefit payments of current plan members. Therefore, the long-term expected rate of return on pension plan investments was applied to all periods of projected benefits to determine the total pension liability.

Sensitivity of the District's Proportionate Share of the Net Pension Liability to Changes in the Discount Rate - Net pension liability is sensitive to changes in the discount rate, and to illustrate the potential impact the following table presents the net pension liability calculated using the discount rate of 7.50 percent, as well as what each plan's net pension liability would be if it were calculated using a discount rate that is one percentage point lower (6.50 percent), or one percentage point higher (8.50 percent) than the current rate.

	1% Decrease (6.50%)	Current Discount Rate (7.50%)	1% Increase (8.50%)
District's proportionate share of the net pension liability	\$ 5,451,888	\$ 3,928,608	\$ 2,652,551

**BEAVER LOCAL SCHOOL DISTRICT
COLUMBIANA COUNTY**

NOTES TO THE BASIC FINANCIAL STATEMENTS
FOR THE FISCAL YEAR ENDED JUNE 30, 2018

NOTE 13 - DEFINED BENEFIT PENSION PLANS - (Continued)

Actuarial Assumptions - STRS Ohio

Key methods and assumptions used in the latest actuarial valuation, reflecting experience study results used in the July 1, 2017, actuarial valuation, compared with July 1, 2016 are presented below:

	July 1, 2017	July 1, 2016
Inflation	2.50 percent	2.75 percent
Projected salary increases	12.50 percent at age 20 to 2.50 percent at age 65	12.25 percent at age 20 to 2.75 percent at age 70
Investment rate of return	7.45 percent, net of investment expenses, including inflation	7.75 percent, net of investment expenses, including inflation
Payroll increases	3 percent	3.5 percent
Cost-of-living adjustments (COLA)	0.0 percent, effective July 1, 2017	2 percent simple applied as follows: for members retiring before August 1, 2013, 2 percent per year; for members retiring August 1, 2013, or later, 2 percent COLA commences on fifth anniversary of retirement date.

For the July 1, 2017, actuarial valuation, post-retirement mortality rates for healthy retirees are based on the RP-2014 Annuitant Mortality Table with 50 percent of rates through age 69, 70 percent of rates between ages 70 and 79, 90 percent of rates between ages 80 and 84, and 100 percent of rates thereafter, projected forward generationally using mortality improvement scale MP-2016. Post-retirement disabled mortality rates are based on the RP-2014 Disabled Mortality Table with 90 percent of rates for males and 100 percent of rates for females, projected forward generationally using mortality improvement scale MP-2016. Pre-retirement mortality rates are based on RP-2014 Employee Mortality Table, projected forward generationally using mortality improvement scale MP-2016.

For the July 1, 2016 actuarial valuation, mortality rates were based on the RP-2000 Combined Mortality Table (Projection 2022—Scale AA) for Males and Females. Males' ages are set-back two years through age 89 and no set-back for age 90 and above. Females younger than age 80 are set back four years, one year set back from age 80 through 89, and no set back from age 90 and above.

Actuarial assumptions used in the July 1 2017, valuation are based on the results of an actuarial experience study for the period July 1, 2011 through June 30, 2016. Actuarial assumptions used in the June 30, 2016, valuation are based on the results of an actuarial experience study, effective July 1, 2012.

**BEAVER LOCAL SCHOOL DISTRICT
COLUMBIANA COUNTY**

NOTES TO THE BASIC FINANCIAL STATEMENTS
FOR THE FISCAL YEAR ENDED JUNE 30, 2018

NOTE 13 - DEFINED BENEFIT PENSION PLANS - (Continued)

STRS Ohio's investment consultant develops an estimate range for the investment return assumption based on the target allocation adopted by the Retirement Board. The target allocation and long-term expected rate of return for each major asset class are summarized as follows:

Asset Class	Target Allocation	Long Term Expected Real Rate of Return *
Domestic Equity	28.00 %	7.35 %
International Equity	23.00	7.55
Alternatives	17.00	7.09
Fixed Income	21.00	3.00
Real Estate	10.00	6.00
Liquidity Reserves	1.00	2.25
Total	<u>100.00 %</u>	

*10-Year geometric nominal returns, which include the real rate of return and inflation of 2.25% and does not include investment expenses. Over a 30-year period, STRS' investment consultant indicates that the above target allocations should generate a return above the actuarial rate of return, without net value added by management.

Discount Rate - The discount rate used to measure the total pension liability was 7.45 percent as of June 30, 2017. The discount rate used to measure the total pension liability was 7.75 percent as of June 30, 2016. The projection of cash flows used to determine the discount rate assumes member and employer contributions will be made at the statutory contribution rates in accordance with rate increases described above. For this purpose, only employer contributions that are intended to fund benefits of current plan members and their beneficiaries are included. Projected employer contributions that are intended to fund the service costs of future plan members and their beneficiaries, as well as projected contributions from future plan members, are not included. Based on those assumptions, STRS' fiduciary net position was projected to be available to make all projected future benefit payments to current plan members as of June 30, 2017. Therefore, the long-term expected rate of return on pension plan investments of 7.45 percent was applied to all periods of projected benefit payment to determine the total pension liability as of June 30, 2017.

Sensitivity of the District's Proportionate Share of the Net Pension Liability to Changes in the Discount Rate - The following table presents the District's proportionate share of the net pension liability calculated using the current period discount rate assumption of 7.45 percent, as well as what the District's proportionate share of the net pension liability would be if it were calculated using a discount rate that is one-percentage-point lower (6.45 percent) or one-percentage-point higher (8.45 percent) than the current rate:

	1% Decrease (6.45%)	Current Discount Rate (7.45%)	1% Increase (8.45%)
District's proportionate share of the net pension liability	\$ 23,819,683	\$ 16,616,846	\$ 10,549,535

**BEAVER LOCAL SCHOOL DISTRICT
COLUMBIANA COUNTY**

NOTES TO THE BASIC FINANCIAL STATEMENTS
FOR THE FISCAL YEAR ENDED JUNE 30, 2018

NOTE 14 - DEFINED BENEFIT OPEB PLANS

Net OPEB Liability

The net OPEB liability reported on the statement of net position represents a liability to employees for OPEB. OPEB is a component of exchange transactions—between an employer and its employees—of salaries and benefits for employee services. OPEB are provided to an employee—on a deferred-payment basis—as part of the total compensation package offered by an employer for employee services each financial period. The obligation to sacrifice resources for OPEB is a present obligation because it was created as a result of employment exchanges that already have occurred.

The net OPEB liability represents the District's proportionate share of each OPEB plan's collective actuarial present value of projected benefit payments attributable to past periods of service, net of each OPEB plan's fiduciary net position. The net OPEB liability calculation is dependent on critical long-term variables, including estimated average life expectancies, earnings on investments, cost of living adjustments and others. While these estimates use the best information available, unknowable future events require adjusting these estimates annually.

The Ohio Revised Code limits the District's obligation for this liability to annually required payments. The District cannot control benefit terms or the manner in which OPEB are financed; however, the District does receive the benefit of employees' services in exchange for compensation including OPEB.

GASB 75 assumes the liability is solely the obligation of the employer, because they benefit from employee services. OPEB contributions come from these employers and health care plan enrollees which pay a portion of the health care costs in the form of a monthly premium. The Ohio Revised Code permits, but does not require the retirement systems to provide healthcare to eligible benefit recipients. Any change to benefits or funding could significantly affect the net OPEB liability. Resulting adjustments to the net OPEB liability would be effective when the changes are legally enforceable. The retirement systems may allocate a portion of the employer contributions to provide for these OPEB benefits.

The proportionate share of each plan's unfunded benefits is presented as a long-term *net OPEB liability* on the accrual basis of accounting. Any liability for the contractually-required OPEB contribution outstanding at the end of the year is included in *pension and postemployment benefits payable* on both the accrual and modified accrual bases of accounting.

**BEAVER LOCAL SCHOOL DISTRICT
COLUMBIANA COUNTY**

NOTES TO THE BASIC FINANCIAL STATEMENTS
FOR THE FISCAL YEAR ENDED JUNE 30, 2018

NOTE 14 - DEFINED BENEFIT OPEB PLANS - (Continued)

Plan Description - School Employees Retirement System (SERS)

Health Care Plan Description - The District contributes to the SERS Health Care Fund, administered by SERS for non-certificated retirees and their beneficiaries. For GASB 75 purposes, this plan is considered a cost-sharing other postemployment benefit (OPEB) plan. SERS' Health Care Plan provides healthcare benefits to eligible individuals receiving retirement, disability, and survivor benefits, and to their eligible dependents. Members who retire after June 1, 1986, need 10 years of service credit, exclusive of most types of purchased credit, to qualify to participate in SERS' health care coverage. In addition to age and service retirees, disability benefit recipients and beneficiaries who are receiving monthly benefits due to the death of a member or retiree, are eligible for SERS' health care coverage. Most retirees and dependents choosing SERS' health care coverage are over the age of 65 and therefore enrolled in a fully insured Medicare Advantage plan; however, SERS maintains a traditional, self-insured preferred provider organization for its non-Medicare retiree population. For both groups, SERS offers a self-insured prescription drug program. Health care is a benefit that is permitted, not mandated, by statute. The financial report of the Plan is included in the SERS Comprehensive Annual Financial Report which can be obtained on SERS' website at www.ohsers.org under Employers/Audit Resources.

Access to health care for retirees and beneficiaries is permitted in accordance with Section 3309 of the Ohio Revised Code. The Health Care Fund was established and is administered in accordance with Internal Revenue Code Section 105(e). SERS' Retirement Board reserves the right to change or discontinue any health plan or program. Active employee members do not contribute to the Health Care Plan. The SERS Retirement Board established the rules for the premiums paid by the retirees for health care coverage for themselves and their dependents or for their surviving beneficiaries. Premiums vary depending on the plan selected, qualified years of service, Medicare eligibility, and retirement status.

Funding Policy - State statute permits SERS to fund the health care benefits through employer contributions. Each year, after the allocation for statutorily required pensions and benefits, the Retirement Board may allocate the remainder of the employer contribution of 14 percent of covered payroll to the Health Care Fund in accordance with the funding policy. For fiscal year 2018, .5 percent of covered payroll was made to health care. An additional health care surcharge on employers is collected for employees earning less than an actuarially determined minimum compensation amount, pro-rated if less than a full year of service credit was earned. For fiscal year 2018, this amount was \$23,700. Statutes provide that no employer shall pay a health care surcharge greater than 2 percent of that employer's SERS-covered payroll; nor may SERS collect in aggregate more than 1.5 percent of the total statewide SERS-covered payroll for the health care surcharge. For fiscal year 2018, the District's surcharge obligation was \$32,075.

The surcharge added to the allocated portion of the 14 percent employer contribution rate is the total amount assigned to the Health Care Fund. The District's contractually required contribution to SERS was \$41,950 for fiscal year 2018. Of this amount, \$32,779 is reported as pension and postemployment benefits payable.

**BEAVER LOCAL SCHOOL DISTRICT
COLUMBIANA COUNTY**

NOTES TO THE BASIC FINANCIAL STATEMENTS
FOR THE FISCAL YEAR ENDED JUNE 30, 2018

NOTE 14 - DEFINED BENEFIT OPEB PLANS - (Continued)

Plan Description - State Teachers Retirement System (STRS)

Plan Description – The State Teachers Retirement System of Ohio (STRS) administers a cost-sharing Health Plan administered for eligible retirees who participated in the defined benefit or combined pension plans offered by STRS. Ohio law authorizes STRS to offer this plan. Benefits include hospitalization, physicians’ fees, prescription drugs and partial reimbursement of monthly Medicare Part B premiums. Medicare Part B premium reimbursements will be discontinued effective January 1, 2020. The Plan is included in the report of STRS which can be obtained by visiting www.strsoh.org or by calling (888) 227-7877.

Funding Policy - Ohio Revised Code Chapter 3307 authorizes STRS to offer the Plan and gives the Retirement Board discretionary authority over how much, if any, of the health care costs will be absorbed by STRS. Active employee members do not contribute to the Health Care Plan. Nearly all health care plan enrollees, for the most recent year, pay a portion of the health care costs in the form of a monthly premium. Under Ohio law, funding for post-employment health care may be deducted from employer contributions, currently 14 percent of covered payroll. For the fiscal year ended June 30, 2018, STRS did not allocate any employer contributions to post-employment health care.

Net OPEB Liability

The net OPEB liability was measured as of June 30, 2017, and the total OPEB liability used to calculate the net OPEB liability was determined by an actuarial valuation as of that date. The District's proportion of the net OPEB liability was based on the District's share of contributions to the respective retirement systems relative to the contributions of all participating entities. Following is information related to the proportionate share and OPEB expense:

	<u>SERS</u>	<u>STRS</u>	<u>Total</u>
Proportion of the net OPEB liability prior measurement date	0.07139117%	0.07116072%	
Proportion of the net OPEB liability current measurement date	<u>0.06677730%</u>	<u>0.06995031%</u>	
Change in proportionate share	<u>-0.00461387%</u>	<u>-0.00121041%</u>	
Proportionate share of the net OPEB liability	\$ 1,792,127	\$ 2,729,203	\$ 4,521,330
OPEB expense	\$ 70,161	\$ (842,052)	\$ (771,891)

**BEAVER LOCAL SCHOOL DISTRICT
COLUMBIANA COUNTY**

NOTES TO THE BASIC FINANCIAL STATEMENTS
FOR THE FISCAL YEAR ENDED JUNE 30, 2018

NOTE 14 - DEFINED BENEFIT OPEB PLANS - (Continued)

At June 30, 2018, the District reported deferred outflows of resources and deferred inflows of resources related to OPEB from the following sources:

	<u>SERS</u>	<u>STRS</u>	<u>Total</u>
Deferred outflows of resources			
Differences between expected and actual experience	\$ -	\$ 157,546	\$ 157,546
District contributions subsequent to the measurement date	<u>41,950</u>	<u>-</u>	<u>41,950</u>
Total deferred outflows of resources	<u>\$ 41,950</u>	<u>\$ 157,546</u>	<u>\$ 199,496</u>
Deferred inflows of resources			
Net difference between projected and actual earnings on OPEB plan investments	\$ 4,733	\$ 116,653	\$ 121,386
Changes of assumptions	170,064	219,847	389,911
Difference between District contributions and proportionate share of contributions/ change in proportionate share	<u>101,509</u>	<u>55,485</u>	<u>156,994</u>
Total deferred inflows of resources	<u>\$ 276,306</u>	<u>\$ 391,985</u>	<u>\$ 668,291</u>

\$41,950 reported as deferred outflows of resources related to OPEB resulting from District contributions subsequent to the measurement date will be recognized as a reduction of the net OPEB liability in the year ending June 30, 2019. Other amounts reported as deferred outflows of resources and deferred inflows of resources related to OPEB will be recognized in OPEB expense as follows:

	<u>SERS</u>	<u>STRS</u>	<u>Total</u>
Fiscal Year Ending June 30:			
2019	\$ (99,578)	\$ (48,794)	\$ (148,372)
2020	(99,578)	(48,794)	(148,372)
2021	(75,966)	(48,794)	(124,760)
2022	(1,183)	(48,794)	(49,977)
2023	(1)	(19,632)	(19,633)
Thereafter	<u>-</u>	<u>(19,631)</u>	<u>(19,631)</u>
Total	<u>\$ (276,306)</u>	<u>\$ (234,439)</u>	<u>\$ (510,745)</u>

**BEAVER LOCAL SCHOOL DISTRICT
COLUMBIANA COUNTY**

NOTES TO THE BASIC FINANCIAL STATEMENTS
FOR THE FISCAL YEAR ENDED JUNE 30, 2018

NOTE 14 - DEFINED BENEFIT OPEB PLANS - (Continued)

Actuarial Assumptions - SERS

The total OPEB liability is determined by SERS' actuaries in accordance with GASB Statement No. 74, as part of their annual actuarial valuation for each retirement plan. Actuarial valuations of an ongoing plan involve estimates of the value of reported amounts (e.g., salaries, credited service) and assumptions about the probability of occurrence of events far into the future (e.g., mortality, disabilities, retirements, employment terminations). Actuarially determined amounts are subject to continual review and potential modifications, as actual results are compared with past expectations and new estimates are made about the future.

Projections of benefits for financial reporting purposes are based on the substantive plan (the plan as understood by the employers and plan members) and include the types of benefits provided at the time of each valuation and the historical pattern of sharing benefit costs between the employers and plan members to that point. The projection of benefits for financial reporting purposes does not explicitly incorporate the potential effects of legal or contractual funding limitations.

Actuarial calculations reflect a long-term perspective. For a newly hired employee, actuarial calculations will take into account the employee's entire career with the employer and also take into consideration the benefits, if any, paid to the employee after termination of employment until the death of the employee and any applicable contingent annuitant. In many cases, actuarial calculations reflect several decades of service with the employer and the payment of benefits after termination.

Key methods and assumptions used in calculating the total OPEB liability in the latest actuarial valuation date of June 30, 2017, are presented below:

Wage inflation	3.00 percent
Future salary increases, including inflation	3.50 percent to 18.20 percent
Investment rate of return	7.50 percent net of investments expense, including inflation
Municipal bond index rate:	
Measurement date	3.56 percent
Prior measurement date	2.92 percent
Single equivalent interest rate, net of plan investment expense, including price inflation:	
Measurement date	3.63 percent
Prior measurement date	2.98 percent
Medical trend assumption:	
Medicare	5.50 to 5.00 percent
Pre-Medicare	7.50 to 5.00 percent

Mortality rates were based on the RP-2014 Blue Collar Mortality Table with fully generational projection and Scale BB, 120 percent of male rates and 110 percent of female rates. RP-2000 Disabled Mortality Table with 90 percent for male rates and 100 percent for female rates set back five years.

The most recent experience study was completed for the five year period ended June 30, 2015.

**BEAVER LOCAL SCHOOL DISTRICT
COLUMBIANA COUNTY**

NOTES TO THE BASIC FINANCIAL STATEMENTS
FOR THE FISCAL YEAR ENDED JUNE 30, 2018

NOTE 14 - DEFINED BENEFIT OPEB PLANS - (Continued)

The long-term expected rate of return on plan assets is reviewed as part of the actuarial five-year experience study. The most recent study covers fiscal years 2010 through 2015, and was adopted by the Board on April 21, 2016. Several factors are considered in evaluating the long-term rate of return assumption including long-term historical data, estimates inherent in current market data, and a log-normal distribution analysis in which best-estimate ranges of expected future real rates of return were developed by the investment consultant for each major asset class. These ranges were combined to produce the long-term expected rate of return, 7.50 percent, by weighting the expected future real rates of return by the target asset allocation percentage and then adding expected inflation. The capital market assumptions developed by the investment consultant are intended for use over a 10-year horizon and may not be useful in setting the long-term rate of return for funding pension plans which covers a longer timeframe. The assumption is intended to be a long-term assumption and is not expected to change absent a significant change in the asset allocation, a change in the inflation assumption, or a fundamental change in the market that alters expected returns in future years.

The target asset allocation and best estimates of arithmetic real rates of return for each major asset class, as used in the June 30, 2015 five-year experience study, are summarized as follows:

<u>Asset Class</u>	<u>Target Allocation</u>	<u>Long-Term Expected Real Rate of Return</u>
Cash	1.00 %	0.50 %
US Stocks	22.50	4.75
Non-US Stocks	22.50	7.00
Fixed Income	19.00	1.50
Private Equity	10.00	8.00
Real Assets	15.00	5.00
Multi-Asset Strategies	10.00	3.00
Total	<u>100.00 %</u>	

Discount Rate - The discount rate used to measure the total OPEB liability at June 30, 2017 was 3.63 percent. The discount rate used to measure total OPEB liability prior to June 30, 2017 was 2.98 percent. The projection of cash flows used to determine the discount rate assumed that contributions will be made from members and the System at the state statute contribution rate of 2.00 percent of projected covered employee payroll each year, which includes a 1.50 percent payroll surcharge and 0.50 percent of contributions from the basic benefits plan. Based on these assumptions, the OPEB plan's fiduciary net position was projected to become insufficient to make future benefit payments during the fiscal year ending June 30, 2025. Therefore, the long-term expected rate of return on OPEB plan assets was used to present value the projected benefit payments through the fiscal year ending June 30, 2024 and the Fidelity General Obligation 20-year Municipal Bond Index rate of 3.56 percent, as of June 30, 2017 (i.e. municipal bond rate), was used to present value the projected benefit payments for the remaining years in the projection. The total present value of projected benefit payments from all years was then used to determine the single rate of return that was used as the discount rate. The projection of future benefit payments for all current plan members was until the benefit payments ran out.

**BEAVER LOCAL SCHOOL DISTRICT
COLUMBIANA COUNTY**

NOTES TO THE BASIC FINANCIAL STATEMENTS
FOR THE FISCAL YEAR ENDED JUNE 30, 2018

NOTE 14 - DEFINED BENEFIT OPEB PLANS - (Continued)

Sensitivity of the District's Proportionate Share of the Net OPEB Liability to Changes in the Discount Rate and Changes in the Health Care Cost Trend Rates - The net OPEB liability is sensitive to changes in the discount rate and the health care cost trend rate. The following table presents the net OPEB liability of SERS, what SERS' net OPEB liability would be if it were calculated using a discount rate that is 1 percentage point lower (2.63%) and higher (4.63%) than the current discount rate (3.63%). Also shown is what SERS' net OPEB liability would be based on health care cost trend rates that are 1 percentage point lower (6.5% decreasing to 4.0%) and higher (8.5% decreasing to 6.0%) than the current rate.

	1% Decrease (2.63%)	Current Discount Rate (3.63%)	1% Increase (4.63%)
District's proportionate share of the net OPEB liability	\$ 2,164,222	\$ 1,792,127	\$ 1,497,333
	1% Decrease (6.5 % decreasing to 4.0 %)	Current Trend Rate (7.5 % decreasing to 5.0 %)	1% Increase (8.5 % decreasing to 6.0 %)
District's proportionate share of the net OPEB liability	\$ 1,454,177	\$ 1,792,127	\$ 2,239,410

Actuarial Assumptions - STRS

Key methods and assumptions used in the latest actuarial valuation, reflecting experience study results used in the June 30, 2017, actuarial valuation are presented below:

Inflation	2.50 percent
Projected salary increases	12.50 percent at age 20 to 2.50 percent at age 65
Investment rate of return	7.45 percent, net of investment expenses, including inflation
Payroll increases	3 percent
Cost-of-living adjustments (COLA)	0.0 percent, effective July 1, 2017
Blended discount rate of return	4.13 percent
Health care cost trends	6 to 11 percent initial, 4.5 percent ultimate

Projections of benefits include the historical pattern of sharing benefit costs between the employers and retired plan members.

**BEAVER LOCAL SCHOOL DISTRICT
COLUMBIANA COUNTY**

NOTES TO THE BASIC FINANCIAL STATEMENTS
FOR THE FISCAL YEAR ENDED JUNE 30, 2018

NOTE 14 - DEFINED BENEFIT OPEB PLANS - (Continued)

For healthy retirees the mortality rates are based on the RP-2014 Annuitant Mortality Table with 50 percent of rates through age 69, 70 percent of rates between ages 70 and 79, 90 percent of rates between ages 80 and 84, and 100 percent of rates thereafter, projected forward generationally using mortality improvement scale MP-2016. For disabled retirees, mortality rates are based on the RP-2014 Disabled Mortality Table with 90 percent of rates for males and 100 percent of rates for females, projected forward generationally using mortality improvement scale MP-2016.

Actuarial assumptions used in the June 30, 2017, valuation are based on the results of an actuarial experience study for the period July 1, 2011 through June 30, 2016.

Since the prior measurement date, the discount rate was increased from 3.26 percent to 4.13 percent based on the methodology defined under GASB Statement No. 74, Financial Reporting for Postemployment Benefit Plans Other Than Pension Plans (OPEB) and the long term expected rate of return was reduced from 7.75 percent to 7.45 percent. Valuation year per capita health care costs were updated, and the salary scale was modified. The percentage of future retirees electing each option was updated based on current data and the percentage of future disabled retirees and terminated vested participants electing health coverage were decreased. The assumed mortality, disability, retirement, withdrawal and future health care cost trend rates were modified along with the portion of rebated prescription drug costs.

Also since the prior measurement date, the subsidy multiplier for non-Medicare benefit recipients was reduced from 2.1 percent to 1.9 percent per year of service. Medicare Part B premium reimbursements were discontinued for certain survivors and beneficiaries and all remaining Medicare Part B premium reimbursements will be discontinued beginning January 2019. Subsequent to the current measurement date, the date for discontinuing remaining Medicare Part B premium reimbursements was extended to January 2020.

STRS' investment consultant develops an estimate range for the investment return assumption based on the target allocation adopted by the Retirement Board. The target allocation and long-term expected rate of return for each major asset class are summarized as follows:

<u>Asset Class</u>	<u>Target Allocation</u>	<u>Long Term Expected Real Rate of Return *</u>
Domestic Equity	28.00 %	7.35 %
International Equity	23.00	7.55
Alternatives	17.00	7.09
Fixed Income	21.00	3.00
Real Estate	10.00	6.00
Liquidity Reserves	1.00	2.25
 Total	 <u>100.00 %</u>	

*10-Year geometric nominal returns, which include the real rate of return and inflation of 2.25% and does not include investment expenses. Over a 30-year period, STRS' investment consultant indicates that the above target allocations should generate a return above the actuarial rate of return, without net value added by management.

**BEAVER LOCAL SCHOOL DISTRICT
COLUMBIANA COUNTY**

NOTES TO THE BASIC FINANCIAL STATEMENTS
FOR THE FISCAL YEAR ENDED JUNE 30, 2018

NOTE 14 - DEFINED BENEFIT OPEB PLANS - (Continued)

Discount Rate - The discount rate used to measure the total OPEB liability was 4.13 percent as of June 30, 2017. The projection of cash flows used to determine the discount rate assumes STRS Ohio continues to allocate no employer contributions to the health care fund. Based on these assumptions, the OPEB plan's fiduciary net position was not projected to be sufficient to make all projected future benefit payments of current plan members. The OPEB plan's fiduciary net position was projected to become insufficient to make future benefit payments during the fiscal year ending June 30, 2037. Therefore, the long-term expected rate of return on OPEB plan assets was used to determine the present value of the projected benefit payments through the fiscal year ending June 30, 2036 and the Bond Buyer 20-year municipal bond rate of 3.58 percent as of June 30, 2017 (i.e. municipal bond rate), was used to determine the present value of the projected benefit payments for the remaining years in the projection. The total present value of projected benefit payments from all years was then used to determine the single rate of return that was used as the discount rate. The blended discount rate of 4.13 percent, which represents the long-term expected rate of return of 7.45 percent for the funded benefit payments and the Bond Buyer 20-year municipal bond rate of 3.58 percent for the unfunded benefit payments, was used to measure the total OPEB liability as of June 30, 2017. A blended discount rate of 3.26 percent which represents the long term expected rate of return of 7.75 percent for the funded benefit payments and the Bond Buyer 20-year municipal bond rate of 2.85 percent for the unfunded benefit payments was used to measure the total OPEB liability at June 30, 2016.

Sensitivity of the District's Proportionate Share of the Net OPEB Liability to Changes in the Discount and Health Care Cost Trend Rate - The following table represents the net OPEB liability as of June 30, 2017, calculated using the current period discount rate assumption of 4.13 percent, as well as what the net OPEB liability would be if it were calculated using a discount rate that is one percentage point lower (3.13 percent) or one percentage point higher (5.13 percent) than the current assumption. Also shown is the net OPEB liability as if it were calculated using health care cost trend rates that are one percentage point lower or one percentage point higher than the current health care cost trend rates.

	1% Decrease (3.13%)	Current Discount Rate (4.13%)	1% Increase (5.13%)
District's proportionate share of the net OPEB liability	\$ 3,663,911	\$ 2,729,203	\$ 1,990,478
	1% Decrease	Current Trend Rate	1% Increase
District's proportionate share of the net OPEB liability	\$ 1,896,133	\$ 2,729,203	\$ 3,825,620

**BEAVER LOCAL SCHOOL DISTRICT
COLUMBIANA COUNTY**

NOTES TO THE BASIC FINANCIAL STATEMENTS
FOR THE FISCAL YEAR ENDED JUNE 30, 2018

NOTE 15 - SET-ASIDES

The District is required by State law to annually set-aside certain general fund revenue amounts, as defined by statutory formula, for the acquisition and construction of capital improvements. Amounts not spent by the end of the fiscal year or offset by similarly restricted resources received during the year must be held in cash at fiscal year-end. This amount must be carried forward to be used for the same purpose in future years. Expenditures exceeding the set-aside requirement may not be carried forward to the next fiscal year.

The following cash-basis information describes the change in the fiscal year-end set-aside amount for capital improvements. Disclosure of this information is required by State statute.

	<u>Capital Improvements</u>
Set-aside balance June 30, 2017	\$ -
Current year set-aside requirement	332,941
Current year qualifying expenditures	(129,920)
Current year offsets	(131,346)
Prior year offset from bond proceeds	<u>(71,675)</u>
Total	<u>\$ -</u>
Balance carried forward to fiscal year 2019	<u>\$ -</u>
Set-aside balance June 30, 2018	<u>\$ -</u>

NOTE 16 - BUDGETARY BASIS OF ACCOUNTING

While reporting financial position, results of operations, and changes in fund balance on the basis of generally accepted accounting principles (GAAP), the budgetary basis as provided by law is based upon accounting for certain transactions on a basis of cash receipts and disbursements.

The statement of revenues, expenditures and changes in fund balance - budget and actual (non-GAAP budgetary basis) presented for the general fund is presented on the budgetary basis to provide a meaningful comparison of actual results with the budget. The major differences between the budget basis and the GAAP basis are that:

- (a) Revenues and other financing sources are recorded when received in cash (budget basis) as opposed to when susceptible to accrual (GAAP basis);
- (b) Expenditures and other financing uses are recorded when paid in cash (budget basis) as opposed to when the liability is incurred (GAAP basis);
- (c) In order to determine compliance with Ohio law, and to reserve that portion of the applicable appropriation, total outstanding encumbrances (budget basis) are recorded as the equivalent of an expenditure, as opposed to assigned or committed fund balance for that portion of outstanding encumbrances not already recognized as an account payable (GAAP basis); and,
- (d) Some funds are included in the general fund (GAAP basis), but have separate legally adopted budgets (budget basis).

**BEAVER LOCAL SCHOOL DISTRICT
COLUMBIANA COUNTY**

NOTES TO THE BASIC FINANCIAL STATEMENTS
FOR THE FISCAL YEAR ENDED JUNE 30, 2018

NOTE 16 - BUDGETARY BASIS OF ACCOUNTING - (Continued)

The adjustments necessary to convert the results of operations for the year on the budget basis to the GAAP basis for the general fund is as follows:

Net Change in Fund Balance

	<u>General fund</u>
Budget basis	\$ 268,478
Net adjustment for revenue accruals	(55,969)
Net adjustment for expenditure accruals	(450,805)
Net adjustment for other sources/uses	312,610
Funds budgeted elsewhere	(15,512)
GAAP basis	\$ 58,802

Certain funds that are legally budgeted in separate special revenue funds are considered part of the general fund on a GAAP basis. This includes the uniform school supplies fund, the public school support fund and the internal rotary fund.

NOTE 17 - CONTINGENCIES

A. Grants

The District receives significant financial assistance from numerous federal, State and local agencies in the form of grants. The disbursement of funds received under these programs generally requires compliance with terms and conditions specified in the grant agreements and are subject to audit by the grantor agencies. Any disallowed claims resulting from such audits could become a liability of the District; however, in the opinion of management, any such disallowed claims will not have a material effect on the financial position of the District.

B. Litigation

The District is involved in no material litigation as either plaintiff or defendant.

C. Foundation Funding

District foundation funding is based on the annualized full-time equivalent (FTE) enrollment of each student. The Ohio Department of Education (ODE) is legislatively required to adjust/reconcile funding as enrollment information is updated by schools throughout the State, which can extend past the fiscal year end. The final adjustment was not material and is not reflected in the accompanying financial statements.

THIS PAGE IS INTENTIONALLY LEFT BLANK

REQUIRED SUPPLEMENTARY INFORMATION

**BEAVER LOCAL SCHOOL DISTRICT
COLUMBIANA COUNTY, OHIO**

SCHEDULES OF REQUIRED SUPPLEMENTARY INFORMATION

SCHEDULE OF THE DISTRICT'S PROPORTIONATE SHARE OF
THE NET PENSION LIABILITY
SCHOOL EMPLOYEES RETIREMENT SYSTEM (SERS) OF OHIO

LAST FIVE FISCAL YEARS

	<u>2018</u>	<u>2017</u>	<u>2016</u>	<u>2015</u>	<u>2014</u>
District's proportion of the net pension liability	0.06575320%	0.07045390%	0.06769800%	0.06925400%	0.06925400%
District's proportionate share of the net pension liability	\$ 3,928,608	\$ 5,156,575	\$ 3,862,914	\$ 3,504,906	\$ 4,118,313
District's covered payroll	\$ 1,998,729	\$ 2,279,743	\$ 2,137,580	\$ 2,460,065	\$ 2,560,325
District's proportionate share of the net pension liability as a percentage of its covered payroll	196.56%	226.19%	180.71%	142.47%	160.85%
Plan fiduciary net position as a percentage of the total pension liability	69.50%	62.98%	69.16%	71.70%	65.52%

Note: Information prior to 2014 was unavailable. Schedule is intended to show information for 10 years. Additional years will be displayed as they become available.

Amounts presented for each fiscal year were determined as of the District's measurement date which is the prior year-end.

SEE ACCOMPANYING NOTES TO THE REQUIRED SUPPLEMENTARY INFORMATION

**BEAVER LOCAL SCHOOL DISTRICT
COLUMBIANA COUNTY, OHIO**

SCHEDULES OF REQUIRED SUPPLEMENTARY INFORMATION

SCHEDULE OF THE DISTRICT'S PROPORTIONATE SHARE OF
THE NET PENSION LIABILITY
STATE TEACHERS RETIREMENT SYSTEM (STRS) OF OHIO

LAST FIVE FISCAL YEARS

	<u>2018</u>	<u>2017</u>	<u>2016</u>	<u>2015</u>	<u>2014</u>
District's proportion of the net pension liability	0.06995031%	0.07116072%	0.07351846%	0.07438438%	0.07438438%
District's proportionate share of the net pension liability	\$ 16,616,846	\$ 23,819,638	\$ 20,318,352	\$ 18,092,855	\$ 21,552,091
District's covered payroll	\$ 7,708,264	\$ 7,418,357	\$ 7,600,029	\$ 7,954,546	\$ 8,295,292
District's proportionate share of the net pension liability as a percentage of its covered payroll	215.57%	321.09%	267.35%	227.45%	259.81%
Plan fiduciary net position as a percentage of the total pension liability	75.30%	66.80%	72.10%	74.70%	69.30%

Note: Information prior to 2014 was unavailable. Schedule is intended to show information for 10 years. Additional years will be displayed as they become available.

Amounts presented for each fiscal year were determined as of the District's measurement date which is the prior year-end.

SEE ACCOMPANYING NOTES TO THE REQUIRED SUPPLEMENTARY INFORMATION

**BEAVER LOCAL SCHOOL DISTRICT
COLUMBIANA COUNTY, OHIO**

SCHEDULES OF REQUIRED SUPPLEMENTARY INFORMATION

SCHEDULE OF DISTRICT PENSION CONTRIBUTIONS
SCHOOL EMPLOYEES RETIREMENT SYSTEM (SERS) OF OHIO

	LAST TEN FISCAL YEARS			
	<u>2018</u>	<u>2017</u>	<u>2016</u>	<u>2015</u>
Contractually required contribution	\$ 266,619	\$ 279,822	\$ 319,164	\$ 281,733
Contributions in relation to the contractually required contribution	<u>(266,619)</u>	<u>(279,822)</u>	<u>(319,164)</u>	<u>(281,733)</u>
Contribution deficiency (excess)	<u>\$ -</u>	<u>\$ -</u>	<u>\$ -</u>	<u>\$ -</u>
District's covered payroll	\$ 1,974,956	\$ 1,998,729	\$ 2,279,743	\$ 2,137,580
Contributions as a percentage of covered payroll	13.50%	14.00%	14.00%	13.18%

SEE ACCOMPANYING NOTES TO THE REQUIRED SUPPLEMENTARY INFORMATION

<u>2014</u>	<u>2013</u>	<u>2012</u>	<u>2011</u>	<u>2010</u>	<u>2009</u>
\$ 340,965	\$ 354,349	\$ 340,747	\$ 333,398	\$ 325,307	\$ 332,898
<u>(340,965)</u>	<u>(354,349)</u>	<u>(340,747)</u>	<u>(333,398)</u>	<u>(325,307)</u>	<u>(332,898)</u>
<u>\$ -</u>	<u>\$ -</u>	<u>\$ -</u>	<u>\$ -</u>	<u>\$ -</u>	<u>\$ -</u>
\$ 2,460,065	\$ 2,560,325	\$ 2,533,435	\$ 2,652,331	\$ 2,402,563	\$ 3,383,110
13.86%	13.84%	13.45%	12.57%	13.54%	9.84%

**BEAVER LOCAL SCHOOL DISTRICT
COLUMBIANA COUNTY, OHIO**

SCHEDULES OF REQUIRED SUPPLEMENTARY INFORMATION

SCHEDULE OF DISTRICT PENSION CONTRIBUTIONS
STATE TEACHERS RETIREMENT SYSTEM (STRS) OF OHIO

	LAST TEN FISCAL YEARS			
	<u>2018</u>	<u>2017</u>	<u>2016</u>	<u>2015</u>
Contractually required contribution	\$ 1,098,137	\$ 1,079,157	\$ 1,038,570	\$ 1,064,004
Contributions in relation to the contractually required contribution	<u>(1,098,137)</u>	<u>(1,079,157)</u>	<u>(1,038,570)</u>	<u>(1,064,004)</u>
Contribution deficiency (excess)	<u>\$ -</u>	<u>\$ -</u>	<u>\$ -</u>	<u>\$ -</u>
District's covered payroll	\$ 7,843,836	\$ 7,708,264	\$ 7,418,357	\$ 7,600,029
Contributions as a percentage of covered payroll	14.00%	14.00%	14.00%	14.00%

SEE ACCOMPANYING NOTES TO THE REQUIRED SUPPLEMENTARY INFORMATION

<u>2014</u>	<u>2013</u>	<u>2012</u>	<u>2011</u>	<u>2010</u>	<u>2009</u>
\$ 1,034,091	\$ 1,078,388	\$ 965,485	\$ 1,075,900	\$ 1,181,519	\$ 1,166,326
<u>(1,034,091)</u>	<u>(1,078,388)</u>	<u>(965,485)</u>	<u>(1,075,900)</u>	<u>(1,181,519)</u>	<u>(1,166,326)</u>
<u>\$ -</u>	<u>\$ -</u>	<u>\$ -</u>	<u>\$ -</u>	<u>\$ -</u>	<u>\$ -</u>
\$ 7,954,546	\$ 8,295,292	\$ 7,426,808	\$ 8,276,154	\$ 9,088,608	\$ 8,971,738
13.00%	13.00%	13.00%	13.00%	13.00%	13.00%

**BEAVER LOCAL SCHOOL DISTRICT
COLUMBIANA COUNTY, OHIO**

SCHEDULES OF REQUIRED SUPPLEMENTARY INFORMATION

SCHEDULE OF THE DISTRICT'S PROPORTIONATE SHARE OF
THE NET OPEB LIABILITY
SCHOOL EMPLOYEES RETIREMENT SYSTEM (SERS) OF OHIO

LAST TWO FISCAL YEARS

	2018	2017
District's proportion of the net OPEB liability	0.06677730%	0.07139117%
District's proportionate share of the net OPEB liability	\$ 1,792,127	\$ 2,034,912
District's covered payroll	\$ 1,998,729	\$ 2,279,743
District's proportionate share of the net OPEB liability as a percentage of its covered payroll	89.66%	89.26%
Plan fiduciary net position as a percentage of the total OPEB liability	12.46%	11.49%

Note: Information prior to 2017 was unavailable. Schedule is intended to show information for 10 years. Additional years will be displayed as they become available.

Amounts presented for each fiscal year were determined as of the District's measurement date which is the prior year-end.

SEE ACCOMPANYING NOTES TO THE REQUIRED SUPPLEMENTARY INFORMATION

**BEAVER LOCAL SCHOOL DISTRICT
COLUMBIANA COUNTY, OHIO**

SCHEDULES OF REQUIRED SUPPLEMENTARY INFORMATION

SCHEDULE OF THE DISTRICT'S PROPORTIONATE SHARE OF
THE NET OPEB LIABILITY
STATE TEACHERS RETIREMENT SYSTEM (STRS) OF OHIO

LAST TWO FISCAL YEARS

	2018	2017
District's proportion of the net OPEB liability	0.06995031%	0.07116072%
District's proportionate share of the net OPEB liability	\$ 2,729,203	\$ 3,805,694
District's covered payroll	\$ 7,708,264	\$ 7,418,357
District's proportionate share of the net OPEB liability as a percentage of its covered payroll	35.41%	51.30%
Plan fiduciary net position as a percentage of the total OPEB liability	47.10%	37.30%

Note: Information prior to 2017 was unavailable. Schedule is intended to show information for 10 years. Additional years will be displayed as they become available.

Amounts presented for each fiscal year were determined as of the District's measurement date which is the prior year-end.

SEE ACCOMPANYING NOTES TO THE REQUIRED SUPPLEMENTARY INFORMATION

**BEAVER LOCAL SCHOOL DISTRICT
COLUMBIANA COUNTY, OHIO**

SCHEDULES OF REQUIRED SUPPLEMENTARY INFORMATION

SCHEDULE OF DISTRICT OPEB CONTRIBUTIONS
SCHOOL EMPLOYEES RETIREMENT SYSTEM (SERS) OF OHIO

	LAST TEN FISCAL YEARS			
	<u>2018</u>	<u>2017</u>	<u>2016</u>	<u>2015</u>
Contractually required contribution	\$ 41,950	\$ 36,640	\$ 35,224	\$ 21,616
Contributions in relation to the contractually required contribution	<u>(41,950)</u>	<u>(36,640)</u>	<u>(35,224)</u>	<u>(21,616)</u>
Contribution deficiency (excess)	<u>\$ -</u>	<u>\$ -</u>	<u>\$ -</u>	<u>\$ -</u>
District's covered payroll	\$ 1,974,956	\$ 1,998,729	\$ 2,279,743	\$ 2,137,580
Contributions as a percentage of covered payroll	2.12%	1.83%	1.55%	1.01%

SEE ACCOMPANYING NOTES TO THE REQUIRED SUPPLEMENTARY INFORMATION

<u>2014</u>	<u>2013</u>	<u>2012</u>	<u>2011</u>	<u>2010</u>	<u>2009</u>
\$ 3,569	\$ 4,050	\$ 13,386	\$ 12,000	\$ 96,663	\$ 99,394
<u>(3,569)</u>	<u>(4,050)</u>	<u>(13,386)</u>	<u>(12,000)</u>	<u>(96,663)</u>	<u>(99,394)</u>
<u>\$ -</u>	<u>\$ -</u>	<u>\$ -</u>	<u>\$ -</u>	<u>\$ -</u>	<u>\$ -</u>
\$ 2,460,065	\$ 2,560,325	\$ 2,533,435	\$ 2,652,331	\$ 2,402,563	\$ 3,383,110
0.15%	0.16%	0.53%	0.45%	4.02%	2.94%

**BEAVER LOCAL SCHOOL DISTRICT
COLUMBIANA COUNTY, OHIO**

SCHEDULES OF REQUIRED SUPPLEMENTARY INFORMATION

SCHEDULE OF DISTRICT OPEB CONTRIBUTIONS
STATE TEACHERS RETIREMENT SYSTEM (STRS) OF OHIO

	LAST TEN FISCAL YEARS			
	<u>2018</u>	<u>2017</u>	<u>2016</u>	<u>2015</u>
Contractually required contribution	\$ -	\$ -	\$ -	\$ -
Contributions in relation to the contractually required contribution	<u>-</u>	<u>-</u>	<u>-</u>	<u>-</u>
Contribution deficiency (excess)	<u>\$ -</u>	<u>\$ -</u>	<u>\$ -</u>	<u>\$ -</u>
District's covered payroll	\$ 7,843,836	\$ 7,708,264	\$ 7,418,357	\$ 7,600,029
Contributions as a percentage of covered payroll	0.00%	0.00%	0.00%	0.00%

SEE ACCOMPANYING NOTES TO THE REQUIRED SUPPLEMENTARY INFORMATION

<u>2014</u>	<u>2013</u>	<u>2012</u>	<u>2011</u>	<u>2010</u>	<u>2009</u>
\$ 82,262	\$ 77,028	\$ 68,963	\$ 82,762	\$ 84,394	\$ 87,837
<u>(82,262)</u>	<u>(77,028)</u>	<u>(68,963)</u>	<u>(82,762)</u>	<u>(84,394)</u>	<u>(87,837)</u>
<u>\$ -</u>	<u>\$ -</u>	<u>\$ -</u>	<u>\$ -</u>	<u>\$ -</u>	<u>\$ -</u>
\$ 7,954,546	\$ 8,295,292	\$ 7,426,808	\$ 8,276,154	\$ 9,088,608	\$ 8,971,738
1.00%	1.00%	1.00%	1.00%	1.00%	1.00%

**BEAVER LOCAL SCHOOL DISTRICT
COLUMBIANA COUNTY, OHIO**

NOTES TO REQUIRED SUPPLEMENTARY INFORMATION
FOR THE FISCAL YEAR ENDED JUNE 30, 2018

PENSION

SCHOOL EMPLOYEES RETIREMENT SYSTEM (SERS) OF OHIO

Changes in benefit terms: There were no changes in benefit terms from the amounts reported for fiscal years 2014-2017. For fiscal year 2018, SERS changed from a fixed 3% annual increase to a Cost of Living Adjustment (COLA) based on the change in the Consumer Price Index (CPI-W), with a cap of 2.5% and a floor of 0%.

Changes in assumptions: There were no changes in methods and assumptions used in the calculation of actuarial determined contributions for fiscal years 2014-2016. For fiscal year 2017, the following changes of assumptions affected the total pension liability since the prior measurement date: (a) the assumed rate of inflation was reduced from 3.25% to 3.00%, (b) payroll growth assumption was reduced from 4.00% to 3.50%, (c) assumed real wage growth was reduced from 0.75% to 0.50%, (d) Rates of withdrawal, retirement and disability were updated to reflect recent experience, (e) mortality among active members was updated to RP-2014 Blue Collar Mortality Table with fully generational projection and a five year age set-back for both males and females, (f) mortality among service retired members, and beneficiaries was updated to the following RP-2014 Blue Collar Mortality Table with fully generational projection with Scale BB, 120% of male rates, and 110% of female rates, (g) mortality among disabled members was updated to RP-2000 Disabled Mortality Table, 90% for male rates and 100% for female rates, set back five years is used for the period after disability retirement and (h) the discount rate was reduced from 7.75% to 7.50%. There were no changes in methods and assumptions used in the calculation of actuarial determined contributions for fiscal year 2018.

STATE TEACHERS RETIREMENT SYSTEM (STRS) OF OHIO

Changes in benefit terms: There were no changes in benefit terms from the amounts reported for fiscal years 2014-2017. For fiscal year 2018, STRS decreased the Cost of Living Adjustment (COLA) to zero.

Changes in assumptions: There were no changes in methods and assumptions used in the calculation of actuarial determined contributions for fiscal years 2014-2017. For fiscal year 2018, the following changes of assumption affected the total pension liability since the prior measurement date: (a) the long term expected rate of return was reduced from 7.75% to 7.45%, (b) the inflation assumption was lowered from 2.75% to 2.50%, (c) the payroll growth assumption was lowered to 3.00%, (d) total salary increases rate was lowered by decreasing the merit component of the individual salary increases, in addition to a decrease of 0.25% due to lower inflation (e) the healthy and disabled mortality assumptions were updated to the RP-2014 mortality tables with generational improvement scale MP-2016 and (f) rates of retirement, termination and disability were modified to better reflect anticipated future experience.

(Continued)

**BEAVER LOCAL SCHOOL DISTRICT
COLUMBIANA COUNTY, OHIO**

NOTES TO REQUIRED SUPPLEMENTARY INFORMATION (CONTINUED)
FOR THE FISCAL YEAR ENDED JUNE 30, 2018

OTHER POSTEMPLOYMENT BENEFITS (OPEB)

SCHOOL EMPLOYEES RETIREMENT SYSTEM (SERS) OF OHIO

Changes in benefit terms: There were no changes in benefit terms from the amounts reported for fiscal years 2017-2018.

Changes in assumptions: There were no changes in methods and assumptions used in the calculation of actuarial determined contributions for fiscal years 2017. For fiscal year 2018, the following changes of assumptions affected the total OPEB liability since the prior measurement date: (a) assumed rate of inflation was reduced from 3.25% to 3.00%, (b) payroll growth assumption was reduced from 4.00% to 3.50%, (c) assumed real wage growth was reduced from 0.75% to 0.50%, (d) rates of withdrawal, retirement, and disability were updated to reflect recent experience, (e) mortality among active members was updated to the following: RP-2014 Blue Collar Mortality Table with fully generational projection and a five-year age set-back for both males and females, (f) mortality among service retired members, and beneficiaries was updated to the following: RP-2014 Blue Collar Mortality Table with fully generational projection with Scale BB, 120% of male rates, and 110% of female rates, (g) mortality among disabled members was updated to the following: RP-2000 Disabled Mortality Table, 90% for male rates and 100% for female rates, set back five years is used for the period after disability retirement.

STATE TEACHERS RETIREMENT SYSTEM (STRS) OF OHIO

Changes in benefit terms: There were no changes in benefit terms from the amounts reported for fiscal year 2017. For fiscal year 2018, STRS reduced the subsidy multiplier for non-Medicare benefit recipients from 2.1% to 1.9% per year of service. Medicare Part B premium reimbursements were discontinued for certain survivors and beneficiaries and all remaining Medicare Part B premium reimbursements will be discontinued beginning January 2019.

Changes in assumptions: There were no changes in methods and assumptions used in the calculation of actuarial determined contributions for fiscal year 2017. For fiscal year 2018, the following changes of assumption affected the total OPEB liability since the prior measurement date: (a) the discount rate was increased from 3.26% to 4.13% based on the methodology defined under GASB Statement No. 74, Financial Reporting for Postemployment Benefit Plans Other Than Pension Plans (OPEB), (b) the long term expected rate of return was reduced from 7.75% to 7.45%, (c) valuation year per capita health care costs were updated, and the salary scale was modified, (d) the percentage of future retirees electing each option was updated based on current data and the percentage of future disabled retirees and terminated vested participants electing health coverage were decreased and (e) the assumed mortality, disability, retirement, withdrawal and future health care cost trend rates were modified along with the portion of rebated prescription drug costs.

This page intentionally left blank.

**BEAVER LOCAL SCHOOL DISTRICT
COLUMBIANA COUNTY**

**SCHEDULE OF EXPENDITURES OF FEDERAL AWARDS
FOR THE YEAR ENDED JUNE 30, 2018**

FEDERAL GRANTOR Pass Through Grantor Program / Cluster Title	Federal CFDA Number	Pass Through Entity Identifying Number	Total Federal Expenditures
U.S. DEPARTMENT OF AGRICULTURE			
<i>Passed Through Ohio Department of Education</i>			
Child Nutrition Cluster:			
School Breakfast Program	10.553	006	\$129,071
National School Lunch Program	10.555	006	279,731
National School Lunch Food Commodities	10.555	006	43,849
Total Child Nutrition Cluster			<u>452,651</u>
Total U.S. Department of Agriculture			<u>452,651</u>
U.S. DEPARTMENT OF EDUCATION			
<i>Passed Through Ohio Department of Education</i>			
Title I Grants to Local Educational Agencies	84.010	572-9617	(7,999)
Title I Grants to Local Educational Agencies	84.010	572-9618	32,295
Title I Grants to Local Educational Agencies	84.010	572-9817	41,997
Title I Grants to Local Educational Agencies	84.010	572-9818	281,715
Total Title I Grants to Local Educational Agencies			<u>348,008</u>
Special Education Cluster:			
Special Education - Grants to State (IDEA, Part B Grant)	84.027	516-9117	(61,995)
Special Education - Grants to State (IDEA, Part B Grant)	84.027	516-9118	327,212
Total Special Education - Grants to State (IDEA, Part B Grant)/ Special Education Cluster			<u>265,217</u>
Improving Teacher Quality - State Grants	84.367	590-9817	4,888
Improving Teacher Quality - State Grants	84.367	590-9818	83,897
Total Improving Teacher Quality - State Grants			<u>88,785</u>
Title IV-A Grants to Local Educational Agencies	84.424	599-9818	10,000
Total Title I Grants to Local Educational Agencies			<u>10,000</u>
Total U.S. Department of Education			<u>712,010</u>
Total Expenditures of Federal Awards			<u>\$1,164,661</u>

The accompanying notes are an integral part of this schedule.

**BEAVER LOCAL SCHOOL DISTRICT
COLUMBIANA COUNTY**

**NOTES TO THE SCHEDULE OF EXPENDITURES OF FEDERAL AWARDS
2 CFR 200.510(b)(6)
FOR THE YEAR ENDED JUNE 30, 2018**

NOTE A – BASIS OF PRESENTATION

The accompanying Schedule of Expenditures of Federal Awards (the Schedule) includes the federal award activity of Beaver Local School District (the District's) under programs of the federal government for the year ended June 30, 2018. The information on this Schedule is prepared in accordance with the requirements of Title 2 U.S. Code of Federal Regulations Part 200, Uniform Administrative Requirements, Cost Principles, and Audit Requirements for Federal Awards (Uniform Guidance). Because the Schedule presents only a selected portion of the operations of the District, it is not intended to and does not present the financial position or changes in net position of the District.

NOTE B – SUMMARY OF SIGNIFICANT ACCOUNTING POLICIES

Expenditures reported on the Schedule are reported on the cash basis of accounting. Such expenditures are recognized following the cost principles contained in Uniform Guidance wherein certain types of expenditures may or may not be allowable or may be limited as to reimbursement. Negative amounts shown on the Schedule represent adjustments or credits made in the normal course of business to amounts reported as expenditures in prior years.

NOTE C – INDIRECT COST RATE

The District has elected not to use the 10-percent de minimis indirect cost rate as allowed under the Uniform Guidance.

NOTE D - CHILD NUTRITION CLUSTER

The District commingles cash receipts from the U.S. Department of Agriculture with similar State grants. When reporting expenditures on this Schedule, the District assumes it expends federal monies first.

NOTE E – FOOD DONATION PROGRAM

The District reports commodities consumed on the Schedule at the entitlement value. The District allocated donated food commodities to the respective programs that benefitted from the use of those donated food commodities.

OHIO AUDITOR OF STATE KEITH FABER



INDEPENDENT AUDITOR'S REPORT ON INTERNAL CONTROL OVER FINANCIAL REPORTING AND ON COMPLIANCE AND OTHER MATTERS REQUIRED BY *GOVERNMENT AUDITING STANDARDS*

Beaver Local School District
Columbiana County
46088 Bell School Road
East Liverpool, Ohio 43920

To the Board of Education:

We have audited, in accordance with auditing standards generally accepted in the United States and the Comptroller General of the United States' *Government Auditing Standards*, the financial statements of the governmental activities, each major fund, and the aggregate remaining fund information of the Beaver Local School District, Columbiana County, (the District) as of and for the year ended June 30, 2018, and the related notes to the financial statements, which collectively comprise the District's basic financial statements and have issued our report thereon dated March 18, 2019, wherein we noted the District adopted new accounting guidance in Governmental Accounting Standards Board (GASB) Statement No. 75, *Accounting and Financial Reporting for Postemployment Benefits Other than Pensions*.

Internal Control Over Financial Reporting

As part of our financial statement audit, we considered the District's internal control over financial reporting (internal control) to determine the audit procedures appropriate in the circumstances to the extent necessary to support our opinion on the financial statements, but not to the extent necessary to opine on the effectiveness of the District's internal control. Accordingly, we have not opined on it.

A *deficiency in internal control* exists when the design or operation of a control does not allow management or employees, when performing their assigned functions, to prevent, or detect and timely correct misstatements. A *material weakness* is a deficiency, or combination of internal control deficiencies resulting in a reasonable possibility that internal control will not prevent or detect and timely correct a material misstatement of the District's financial statements. A *significant deficiency* is a deficiency, or a combination of deficiencies, in internal control that is less severe than a material weakness, yet important enough to merit attention by those charged with governance.

Our consideration of internal control was for the limited purpose described in the first paragraph of this section and was not designed to identify all internal control deficiencies that might be material weaknesses or significant deficiencies. Given these limitations, we did not identify any deficiencies in internal control that we consider material weaknesses. However, unidentified material weaknesses may exist.

Compliance and Other Matters

As part of reasonably assuring whether the District's financial statements are free of material misstatement, we tested its compliance with certain provisions of laws, regulations, contracts, and grant agreements, noncompliance with which could directly and materially affect the determination of financial statement amounts. However, opining on compliance with those provisions was not an objective of our audit and accordingly, we do not express an opinion. The results of our tests disclosed no instances of noncompliance or other matters we must report under *Government Auditing Standards*.

Purpose of this Report

This report only describes the scope of our internal control and compliance testing and our testing results, and does not opine on the effectiveness of the District's internal control or on compliance. This report is an integral part of an audit performed under *Government Auditing Standards* in considering the District's internal control and compliance. Accordingly, this report is not suitable for any other purpose.



Keith Faber
Auditor of State

Columbus, Ohio

March 18, 2019

OHIO AUDITOR OF STATE KEITH FABER



INDEPENDENT AUDITOR'S REPORT ON COMPLIANCE WITH REQUIREMENTS APPLICABLE TO EACH MAJOR FEDERAL PROGRAM AND ON INTERNAL CONTROL OVER COMPLIANCE REQUIRED BY THE UNIFORM GUIDANCE

Beaver Local School District
Columbiana County
46088 Bell School Road
East Liverpool, Ohio 43920

To the Board of Education:

Report on Compliance for each Major Federal Program

We have audited Beaver Local School District's (the District) compliance with the applicable requirements described in the U.S. Office of Management and Budget (OMB) *Compliance Supplement* that could directly and materially affect Beaver Local School District's major federal programs for the year ended June 30, 2018. The *Summary of Auditor's Results* in the accompanying schedule of findings identifies the District's major federal programs.

Management's Responsibility

The District's Management is responsible for complying with federal statutes, regulations, and the terms and conditions of its federal awards applicable to its federal programs.

Auditor's Responsibility

Our responsibility is to opine on the District's compliance for each of the District's major federal programs based on our audit of the applicable compliance requirements referred to above. Our compliance audit followed auditing standards generally accepted in the United States of America; the standards for financial audits included in the Comptroller General of the United States' *Government Auditing Standards*; and the audit requirements of Title 2 U.S. *Code of Federal Regulations* Part 200, *Uniform Administrative Requirements, Cost Principles, and Audit Requirements for Federal Awards* (Uniform Guidance). These standards and the Uniform Guidance require us to plan and perform the audit to reasonably assure whether noncompliance with the applicable compliance requirements referred to above that could directly and materially affect a major federal program occurred. An audit includes examining, on a test basis, evidence about the District's compliance with those requirements and performing such other procedures as we considered necessary in the circumstances.

We believe our audit provides a reasonable basis for our compliance opinion on the District's major programs. However, our audit does not provide a legal determination of the District's compliance.

Opinion on each Major Federal Program

In our opinion, Beaver Local School District complied, in all material respects with the compliance requirements referred to above that could directly and materially affect each of its major federal programs for the year ended June 30, 2018.

Report on Internal Control Over Compliance

The District's management is responsible for establishing and maintaining effective internal control over compliance with the applicable compliance requirements referred to above. In planning and performing our compliance audit, we considered the District's internal control over compliance with the applicable requirements that could directly and materially affect a major federal program, to determine our auditing procedures appropriate for opining on each major federal program's compliance and to test and report on internal control over compliance in accordance with the Uniform Guidance, but not to the extent needed to opine on the effectiveness of internal control over compliance. Accordingly, we have not opined on the effectiveness of the District's internal control over compliance.

A deficiency in internal control over compliance exists when the design or operation of a control over compliance does not allow management or employees, when performing their assigned functions, to prevent, or to timely detect and correct, noncompliance with a federal program's applicable compliance requirement. *A material weakness in internal control over compliance* is a deficiency, or combination of deficiencies, in internal control over compliance, such that there is a reasonable possibility that material noncompliance with a federal program compliance requirement will not be prevented, or timely detected and corrected. *A significant deficiency in internal control over compliance* is a deficiency, or a combination of deficiencies, in internal control over compliance with federal program's applicable compliance requirement that is less severe than a material weakness in internal control over compliance, yet important enough to merit attention by those charged with governance.

Our consideration of internal control over compliance was for the limited purpose described in the first paragraph of this section and would not necessarily identify all deficiencies in internal control over compliance that might be material weaknesses or significant deficiencies. We did not identify any deficiencies in internal control over compliance that we consider to be material weaknesses. However, material weaknesses may exist that have not been identified.

This report only describes the scope of our internal control over compliance tests and the results of this testing based on Uniform Guidance requirements. Accordingly, this report is not suitable for any other purpose.



Keith Faber
Auditor of State

Columbus, Ohio

March 18, 2019

**BEAVER LOCAL SCHOOL DISTRICT
COLUMBIANA COUNTY**

**SCHEDULE OF FINDINGS
2 CFR § 200.515
JUNE 30, 2018**

1. SUMMARY OF AUDITOR'S RESULTS

<i>(d)(1)(i)</i>	Type of Financial Statement Opinion	Unmodified
<i>(d)(1)(ii)</i>	Were there any material weaknesses in internal control reported at the financial statement level (GAGAS)?	No
<i>(d)(1)(ii)</i>	Were there any significant deficiencies in internal control reported at the financial statement level (GAGAS)?	No
<i>(d)(1)(iii)</i>	Was there any reported material noncompliance at the financial statement level (GAGAS)?	No
<i>(d)(1)(iv)</i>	Were there any material internal control weaknesses reported for major federal programs?	No
<i>(d)(1)(iv)</i>	Were there any significant deficiencies in internal control reported for major federal programs?	No
<i>(d)(1)(v)</i>	Type of Major Programs' Compliance Opinion	Unmodified
<i>(d)(1)(vi)</i>	Are there any reportable findings under 2 CFR §200.516(a)?	No
<i>(d)(1)(vii)</i>	Major Programs (list):	Special Education Cluster - Grants to State (IDEA, Part B Grant) - CFDA #84.027 Child Nutrition Cluster – CFDA #10.553 and #10.555
<i>(d)(1)(viii)</i>	Dollar Threshold: Type A/B Programs	Type A: > \$ 750,000 Type B: all others
<i>(d)(1)(ix)</i>	Low Risk Auditee under 2 CFR §200.520?	No

**2. FINDINGS RELATED TO THE FINANCIAL STATEMENTS
REQUIRED TO BE REPORTED IN ACCORDANCE WITH GAGAS**

None

3. FINDINGS AND QUESTIONED COSTS FOR FEDERAL AWARDS

None

This page intentionally left blank.



Beaver Local School District

46090 Bell School Rd.—East Liverpool, Ohio 43920

Administration Office

46088 Bell School Rd.—East Liverpool, Ohio 43920

Phone: 330.385.6831—Fax: 330.386.8711

SUMMARY SCHEDULE OF PRIOR AUDIT FINDINGS

2 CFR 200.511(b)

June 30, 2018

Finding Number	Finding Summary	Status	Additional Information
2017-001	Ohio Rev. Code § 5705.41(D)	Partially Corrected	Management Letter Comment in Fiscal Year 2018.
2017-002	Bank Reconciliations	Corrective Action Taken and Finding is Fully Corrected	
2017-003	Verification Collection Report -Nutrition Cluster	Corrective Action Taken and Finding is Fully Corrected	
2017-004	Special Education Cluster – Activities Allowed and Allowable Costs	Corrective Action Taken and Finding is Fully Corrected	

This page intentionally left blank.

OHIO AUDITOR OF STATE
KEITH FABER



BEAVER LOCAL SCHOOL DISTRICT

COLUMBIANA COUNTY

CLERK'S CERTIFICATION

This is a true and correct copy of the report which is required to be filed in the Office of the Auditor of State pursuant to Section 117.26, Revised Code, and which is filed in Columbus, Ohio.

Susan Babbitt

CLERK OF THE BUREAU

**CERTIFIED
MARCH 28, 2019**