

**HORIZON SCIENCE ACADEMY  
YOUNGSTOWN**

MAHONING COUNTY, OHIO

---

**AUDIT REPORT**

For the Year Ended June 30, 2017







# Dave Yost • Auditor of State

Board of Directors  
Horizon Science Academy Youngstown  
3403 Southern Blvd  
Youngstown, Ohio 44507

We have reviewed the *Independent Auditor's Report* of the Horizon Science Academy Youngstown, Mahoning County, prepared by Charles E. Harris & Associates, Inc., for the audit period July 1, 2016 through June 30, 2017. Based upon this review, we have accepted these reports in lieu of the audit required by Section 117.11, Revised Code. The Auditor of State did not audit the accompanying financial statements and, accordingly, we are unable to express, and do not express an opinion on them.

Our review was made in reference to the applicable sections of legislative criteria, as reflected by the Ohio Constitution, and the Revised Code, policies, procedures and guidelines of the Auditor of State, regulations and grant requirements. The Horizon Science Academy Youngstown is responsible for compliance with these laws and regulations.

A handwritten signature in black ink that reads "Dave Yost".

Dave Yost  
Auditor of State

April 4, 2018

**This page intentionally left blank.**

HORIZON SCIENCE ACADEMY YOUNGSTOWN  
 MAHONING COUNTY  
 YEAR ENDED JUNE 30, 2017

TABLE OF CONTENTS

TITLE	PAGE
Independent Auditor’s Report.....	1
Management’s Discussion and Analysis.....	4
Basic Financial Statements:	
Government-wide Financial Statements:	
Statement of Net Position.....	9
Statement of Revenues, Expenses, and Changes in Net Position .....	10
Statement of Cash Flows.....	11
Notes to the Basic Financial Statements .....	12
Required Supplementary Information:	
Schedule of the Academy’s Proportionate Share of the Net Pension Liability – School Employees Retirement System (SERS) of Ohio .....	29
Schedule of the Academy’s Proportionate Share of the Net Pension Liability – State Teachers Retirement System (STRS) of Ohio .....	30
Schedule of the Academy Contributions - School Employees Retirement System (SERS) of Ohio .....	31
Schedule of the Academy Contributions - State Teachers Retirement System (STRS) of Ohio .....	32
Schedule of Expenditures of Federal Awards .....	34
Notes to the Schedule of Expenditures of Federal Awards.....	35
Independent Auditor’s Report on Internal Control over Financial Reporting and on Compliance and Other Matters Based on an Audit of Financial Statements Performed in Accordance with <i>Government Auditing Standards</i> .....	36
Independent Auditor’s Report on Compliance for the Major Program and on Internal Control Over Compliance Required by Uniform Guidance .....	38
Schedule of Findings – 2 CFR§ 200.505 .....	40

**This page intentionally left blank.**

**INDEPENDENT AUDITOR'S REPORT**

Horizon Science Academy Youngstown  
Mahoning County  
3403 Southern Blvd.  
Youngstown, Ohio 44507

To the Governing Board:

***Report on the Financial Statements***

We have audited the accompanying financial statements of the Horizon Science Academy Youngstown, Mahoning County, Ohio (the Academy), as of and for the year ended June 30, 2017, and the related notes to the financial statements, which collectively comprise the Academy's basic financial statements as listed in the table of contents.

***Management's Responsibility for the Financial Statements***

Management is responsible for the preparation and fair presentation of these financial statements in accordance with accounting principles generally accepted in the United States of America; this includes the design, implementation, and maintenance of internal control relevant to the preparation and fair presentation of financial statements that are free from material misstatement, whether due to fraud or error.

***Auditor's Responsibility***

Our responsibility is to express an opinion on these financial statements based on our audit. We conducted our audit in accordance with auditing standards generally accepted in the United States of America and the standards applicable to financial audits contained in *Government Auditing Standards*, issued by the Comptroller General of the United States. Those standards require that we plan and perform the audit to obtain reasonable assurance about whether the financial statements are free from material misstatement.

An audit involves performing procedures to obtain audit evidence about the amounts and disclosures in the financial statements. The procedures selected depend on the auditor's judgment, including the assessment of the risks of material misstatement of the financial statements, whether due to fraud or error. In making those risk assessments, the auditor considers internal control relevant to the Academy's preparation and fair presentation of the financial statements in order to design audit procedures that are appropriate in the circumstances, but not for the purpose of expressing an opinion on the effectiveness of the Academy's internal control. Accordingly, we express no such opinion. An audit also includes evaluating the appropriateness of accounting policies used and the reasonableness of significant accounting estimates made by management, as well as evaluating the overall presentation of the financial statements.

We believe that the audit evidence we have obtained is sufficient and appropriate to provide a basis for our audit opinion.

***Opinion***

In our opinion, the financial statements referred to above present fairly, in all material respects, the financial position of the Horizon Science Academy Youngstown, Mahoning County, Ohio, as of June 30, 2017, and the changes in financial position and cash flows thereof for the year then ended in accordance with accounting principles generally accepted in the United States of America.

***Other Matters***

***Required Supplementary Information***

Accounting principles generally accepted in the United States of America require that the management's discussion and analysis, and schedules of net pension liabilities and pension contributions listed in the table of contents, be presented to supplement the basic financial statements. Such information, although not a part of the basic financial statements, is required by the Governmental Accounting Standards Board, who considers it to be an essential part of financial reporting for placing the basic financial statements in an appropriate operational, economic, or historical context. We have applied certain limited procedures to the required supplementary information in accordance with auditing standards generally accepted in the United States of America, which consisted of inquiries of management about the methods of preparing the information and comparing the information for consistency with management's responses to our inquiries, the basic financial statements, and other knowledge we obtained during our audit of the basic financial statements. We do not express an opinion or provide any assurance on the information because the limited procedures do not provide us with sufficient evidence to express an opinion or provide any assurance.

***Other Information***

Our audit was conducted to provide an opinion on the Academy's basic financial statements taken as a whole.


The Schedule of Expenditures of Federal Awards presents additional analysis as required by Title 2 U.S. Code of Federal Regulations (CFR) Part 200, *Uniform Administrative Requirements, Cost Principles, and Audit Requirements for Federal Awards* and is not a required part of the financial statements.

The schedule is management's responsibility, and derives from and relates directly to the underlying accounting and other records used to prepare the basic financial statements. We subjected this schedule to the auditing procedures we applied to the basic financial statements. We also applied certain additional procedures, including comparing and reconciling the schedule directly to the underlying accounting and other records used to prepare the basic financial statements or to the basic financial statements themselves in accordance with auditing standards generally accepted in the United States of America. In our opinion, this schedule is fairly stated in all material respects in relation to the basic financial statements taken as a whole.



***Other Reporting Required by Government Auditing Standards***

In accordance with *Government Auditing Standards*, we have also issued our report dated December 15, 2017, on our consideration of the Academy's internal control over financial reporting and our tests of its compliance with certain provisions of laws, regulations, contracts and grant agreements and other matters. The purpose of that report is to describe the scope of our testing of internal control over financial reporting and compliance, and the results of that testing, and not to provide an opinion on internal control over financial reporting or on compliance. That report is an integral part of an audit performed in accordance with *Government Auditing Standards* in considering the Academy's internal control over financial reporting and compliance.



***Charles E. Harris & Associates, Inc.***  
December 15, 2017

The discussion and analysis of Horizon Science Academy Youngstown's (the Academy) financial performance provides an overall review of the financial activities for the fiscal year ended June 30, 2017. Readers should also review the financial statements and notes to enhance their understanding of the Academy's financial performance.

### **Financial Highlights**

Key financial highlights for fiscal year 2017 are as follows:

- Total assets were \$2,634,426.
- Total liabilities were \$5,483,195.
- Total net position increased by \$247,880.

### **Using this Financial Report**

This report consists of three parts: the MD&A, the basic financial statements, and notes to those statements. The basic financial statements include a Statement of Net Position, a Statement of Revenues, Expenses and Change in Net Position, and a Statement of Cash Flows.

### **Reporting the Academy as a Whole**

One of the most important questions asked about the Academy is, "As a whole, what is the Academy's financial condition as a result of the year's activities?" The Statement of Net Position and the Statement of Revenues, Expenses and Change in Net Position, which appear first in the Academy's financial statements, report information on the Academy as a whole and its activities in a way that helps you answer this question. We prepare these statements to include all assets and deferred outflows of resources, and liabilities and deferred inflows of resources, using the accrual basis of accounting, which is similar to the accounting used by most private-sector companies. All of the current year's revenues and expenses are taken into account regardless of when the cash is received or paid.

These two statements report the Academy's net position – the difference between assets and deferred outflows of resources, and liabilities and deferred inflows of resources, as reported in the Statement of Net Position – as one way to measure the Academy's financial health or financial position. Over time, increases or decreases in the Academy's net position – as reported in the Statement of Revenues, Expenses and Change in Net Position – are indicators of whether its financial health is improving or deteriorating. The relationship between revenues and expenses is the Academy's operating results. However, the Academy's goal is to provide services to our students, not to generate profits as commercial entities do. One must consider many other non-financial factors, such as the quality of the education provided and the safety of the Academy, to assess the overall health of the Academy.

The Statement of Net Position and the Statement of Revenues, Expenses and Change in Net Position report the activities of the Academy, which encompass all the Academy's services, including instruction, supporting services, community services, and food services. Unrestricted state aid and state and federal grants finance most of these activities.

Table 1 provides a comparison of net position as of June 30, 2017 with net position as of June 30, 2016.

<b>Net Position</b>		
	<b>2017</b>	<b>2016</b>
<b><u>Assets</u></b>		
Current and Other Assets	\$1,052,790	\$1,267,962
Capital Assets, Net	1,581,636	1,295,088
<b>Total Assets</b>	<b>2,634,426</b>	<b>2,563,050</b>
<b><u>Deferred Outflows of Resources</u></b>	<b>1,251,939</b>	<b>422,930</b>
<b><u>Liabilities</u></b>		
Current Liabilities	215,393	184,537
Non-Current Liabilities	5,267,802	4,200,368
<b>Total Liabilities</b>	<b>5,483,195</b>	<b>4,384,905</b>
<b><u>Deferred Inflows of Resources</u></b>	<b>334,739</b>	<b>780,524</b>
<b><u>Net Position</u></b>		
Invested in Capital Assets	1,581,636	1,058,170
Unrestricted	(3,513,205)	(3,237,619)
<b>Total Net Position</b>	<b>(\$1,931,569)</b>	<b>(\$2,179,449)</b>

During fiscal year 2015, the Academy adopted GASB Statement 68, “*Accounting and Financial Reporting for Pensions—an Amendment of GASB Statement 27*,” which significantly revises accounting for pension costs and liabilities. For reasons discussed below, many end users of this financial statement will gain a clearer understanding of the Academy’s actual financial condition by adding deferred inflows related to pension and the net pension liability to the reported net position and subtracting deferred outflows related to pension.

Governmental Accounting Standards Board standards are national and apply to all government financial reports prepared in accordance with generally accepted accounting principles. When accounting for pension costs, GASB 27 focused on a funding approach. This approach limited pension costs to contributions annually required by law, which may or may not be sufficient to fully fund each plan’s *net pension liability*. GASB 68 takes an earnings approach to pension accounting; however, the nature of Ohio’s statewide pension systems and state law governing those systems requires additional explanation in order to properly understand the information presented in these statements.

Under the standards required by GASB 68, the net pension liability equals the Academy’s proportionate share of each plan’s collective:

1. Present value of estimated future pension benefits attributable to active and inactive employees’ past service
2. Minus plan assets available to pay these benefits

GASB notes that pension obligations, whether funded or unfunded, are part of the “employment exchange” – that is, the employee is trading his or her labor in exchange for wages, benefits, and the promise of a future pension. GASB noted that the unfunded portion of this pension promise is a present obligation of the government, part of a bargained-for benefit to the employee, and should accordingly be reported by the government as a liability since they received the benefit of the exchange. However, the Academy is not responsible for certain key factors

affecting the balance of this liability. In Ohio, the employee shares the obligation of funding pension benefits with the employer. Both employer and employee contribution rates are capped by State statute. A change in these caps requires action of both Houses of the General Assembly and approval of the Governor. Benefit provisions are also determined by State statute. The employee enters the employment exchange with the knowledge that the employer's promise is limited not by contract but by law. The employer enters the exchange also knowing that there is a specific, legal limit to its contribution to the pension system. In Ohio, there is no legal means to enforce the unfunded liability of the pension system as *against the public employer*. State law operates to mitigate/lessen the moral obligation of the public employer to the employee, because all parties enter the employment exchange with notice as to the law. The pension system is responsible for the administration of the plan.

Most long-term liabilities have set repayment schedules or, in the case of compensated absences (i.e. sick and vacation leave), are satisfied through paid time-off or termination payments. There is no repayment schedule for the net pension liability. As explained above, changes in pension benefits, contribution rates, and return on investments affect the balance of the net pension liability, but are outside the control of the local government. In the event that contributions, investment returns, and other changes are insufficient to keep up with required pension payments, State statute does not assign/identify the responsible party for the unfunded portion. Due to the unique nature of how the net pension liability is satisfied, this liability is separately identified within the long-term liability section of the statement of net position.

In accordance with GASB 68, the Academy's statements prepared on an accrual basis of accounting include an annual pension expense for their proportionate share of each plan's *change* in net pension liability not accounted for as deferred inflows/outflows. The Academy also reports a net pension liability and deferred inflows/outflows of resources related to pension on the accrual basis of accounting.

In conclusion, the application of GASB Statement No. 68 requires the reader to perform additional calculations to determine the Academy's total net position at June 30, 2017 without the implementation of GASB Statement No. 68. This is an important exercise, as the State Pension Systems (STRS & SERS) collect, hold and distributes pensions to our employees, not the Academy. These calculations are as follows:

Table 1: Total Net Position (with GASB 68)	(1,931,569)
GASB 68 Calculations:	
Add Deferred Inflows related to Pension	334,739
Add Net Pension Liability	5,267,802
Less Deferred Outflows related to Pension	<u>(1,251,939)</u>
Total Net Position (without GASB 68)	<u><b>\$2,419,033</b></u>

Total current assets decreased by \$215,172. This decrease is due to decreases in cash and cash equivalents of \$147,537. Capital assets increased by \$286,548 due to current year additions exceeding depreciation. Total liabilities increased \$1,098,290 primarily due to an increase in the net pension liability of \$1,304,352.

Table 2 shows the changes in net position for the fiscal years 2017 and 2016.

**Table 2**

**Horizon Science Academy Youngstown**  
Statement of Revenues, Expenses and Change in Net Position  
For the Fiscal Year Ended June 30, 2017

<b><u>OPERATING REVENUES:</u></b>	<u>June 30, 2017</u>	<u>June 30, 2016</u>
Foundation payments	\$3,221,188	\$3,134,322
Classroom fees	68	2,534
Extracurricular activities	10,934	7,471
Other revenue	75,820	64,392
<b>Total operating revenues</b>	<b>3,308,010</b>	<b>3,208,718</b>
<b><u>OPERATING EXPENSES:</u></b>		
Salaries	1,984,092	1,744,583
Fringe benefits	525,756	405,397
Purchased services	1,103,474	992,624
Materials and supplies	175,900	213,722
Depreciation	168,235	212,571
Miscellaneous	138,935	144,049
<b>Total operating expenses</b>	<b>4,096,392</b>	<b>3,712,946</b>
<b>Operating loss</b>	<b>(788,382)</b>	<b>(504,228)</b>
<b><u>NON-OPERATING REVENUES (EXPENSES):</u></b>		
Restricted grants in aid - federal	935,728	939,610
State and other grants	108,112	86,322
Interest expense	(7,578)	(14,622)
<b>Total non-operating revenues (expenses)</b>	<b>1,036,262</b>	<b>1,011,310</b>
Change in net position	247,880	507,082
Net position, beginning of year	(2,179,449)	(2,686,531)
<b>Net position, end of year</b>	<b>(\$1,931,569)</b>	<b>(\$2,179,449)</b>

Foundation support increased \$86,866 primarily due to an increase in enrollment. Federal grants decreased in the amount of \$3,882. Salaries and benefits increased \$359,868 due to the recognition of pension expense resulting from an increase in the net pension liability and related deferred inflows and deferred outflows related to pension. Purchased services increased \$110,850.

Foundation support is the primary support of the Academy, comprising 97% of operating revenue and 74% of total revenues. The Academy also received a significant portion of federal grants, which represent 22% of total revenue. Salaries and benefits comprise the largest portion of operating expenses, representing 62% of total operating expenses. Purchased services also represent a large portion of operating expenses, or 27%. Net position increased \$247,880 resulting from expenses in excess of revenues.

## Capital Assets

At the end of fiscal year 2017 the Academy had \$2,148,616 invested in furniture, equipment, and vehicles, (\$1,581,636 net of accumulated depreciation). Table 3 shows activity for fiscal year 2017:

**Table 3**

	<b>Capital Assets</b>			<b>Ending June 30, 2017</b>
	<b>Balance July 1, 2016</b>	<b>Additions</b>	<b>Deletions</b>	
<b>Capital Assets, Not Being Depreciated:</b>				
Land	\$71,505	\$0	\$0	\$71,505
<b>Capital Assets, Being Depreciated:</b>				
Building	957,995	0	0	957,995
Improvements	240,111	387,396	0	627,507
Equipment-Instructional	467,780	35,737	(47,398)	456,119
Equipment-Office	1,839	31,651	0	33,490
School Vehicle	2,000	0	0	2,000
<b>Total Capital Assets, Being Depreciated</b>	<b>1,669,725</b>	<b>454,784</b>	<b>(47,398)</b>	<b>2,077,111</b>
<b>Total Capital Assets</b>	<b>1,741,230</b>	<b>454,784</b>	<b>(47,398)</b>	<b>2,148,616</b>
<b>Total Accumulated Depreciation</b>	<b>(446,142)</b>	<b>(168,236)</b>	<b>47,398</b>	<b>(566,980)</b>
<b>Net Fixed Assets</b>	<b>\$1,295,088</b>	<b>\$286,548</b>	<b>\$0</b>	<b>\$1,581,636</b>

For more information on capital assets see Note 4 to the basic financial statements.

## Debt

At the end of fiscal year 2017 the Academy had no debt outstanding. Table 4 shows fiscal year 2017 and 2016:

**Table 4**

<b>Name</b>	<b>Balance</b>			<b>Balance June 30, 2017</b>	<b>Amount Due Within One Year</b>
	<b>June 30, 2016</b>	<b>Additions</b>	<b>Deductions</b>		
PNC Bank Mortgage	\$236,918	\$0	\$236,918	\$0	\$0
<b>Total</b>	<b>\$236,918</b>	<b>\$0</b>	<b>\$236,918</b>	<b>\$0</b>	<b>\$0</b>

For more information on outstanding debt see Note 12 to the basic financial statements.

## Contacting the Academy's Financial Management

This financial report is designed to provide our citizens, taxpayers, and creditors with a general overview of the Academy's finances. Questions concerning any of the information in this report or requests for additional information should be directed to Ramazan Celep, Treasurer, Horizon Science Academy of Youngstown, 3403 Southern Blvd. Youngstown, OH 44507.

**Horizon Science Academy Youngstown**

Statement of Net Position

June 30, 2017

---

**ASSETS:**

*Current Assets:*

Cash and cash equivalents	\$1,033,955
Intergovernmental receivable	18,835
Total current assets	<u>1,052,790</u>

*Noncurrent Assets:*

Non-depreciable capital assets	71,505
Depreciable capital assets, net	1,510,131
Total Noncurrent Assets	<u>1,581,636</u>

**Total Assets** **2,634,426**

**DEFERRED OUTFLOWS OF RESOURCES:**

*Pensions:*

Pension - STRS	1,106,353
Pension - SERS	145,586

**Total Deferred Outflows of Resources** **1,251,939**

**LIABILITIES:**

*Current Liabilities:*

Accounts payable	12,161
Accrued wages and benefits payable	190,171
Intergovernmental payable	8,638
Payroll liabilities	4,423
Total current liabilities	<u>215,393</u>

*Long Term Liabilities:*

Net pension liability	5,267,802
Total long term liabilities	<u>5,267,802</u>

**Total Liabilities** **5,483,195**

**DEFERRED INFLOWS OF RESOURCES:**

*Pensions:*

Pension - STRS	334,739
----------------	---------

**Total Deferred Inflows of Resources** **334,739**

**NET POSITION:**

Net investment in capital assets	1,581,636
Unrestricted	<u>(3,513,205)</u>

**Total Net Position** **(\$1,931,569)**

See accompanying notes to the basic financial statements.

**Horizon Science Academy Youngstown**  
 Statement of Revenues, Expenses and Change in Net Position  
 For the Fiscal Year Ended June 30, 2017

**OPERATING REVENUES:**

Foundation payments	\$3,221,188
Classroom fees	68
Extracurricular activities	10,934
Other revenue	<u>75,820</u>
<b>Total operating revenues</b>	<b><u>3,308,010</u></b>

**OPERATING EXPENSES:**

Salaries	1,984,092
Fringe benefits	525,756
Purchased services	1,103,474
Materials and supplies	175,900
Depreciation	168,235
Miscellaneous	<u>138,935</u>
<b>Total operating expenses</b>	<b><u>4,096,392</u></b>

**Operating loss** **(788,382)**

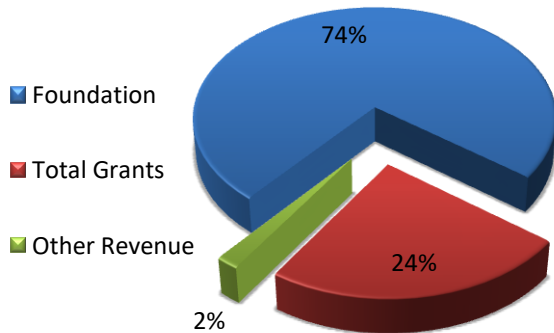
**NON-OPERATING REVENUES:**

Restricted grants in aid - federal	935,728
State and other grants	108,112
Interest expense	<u>(7,578)</u>
<b>Total non-operating revenues</b>	<b><u>1,036,262</u></b>

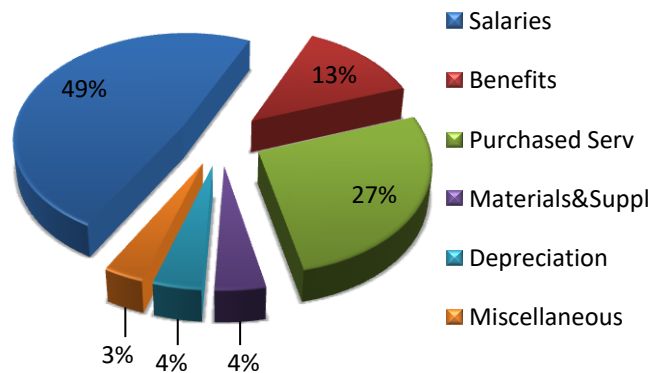
Change in net position	247,880
Net position, beginning of year	<u>(2,179,449)</u>
<b>Net position, end of year</b>	<b><u>(\$1,931,569)</u></b>

See accompanying notes to the basic financial statements.

**Revenues**



**Expenses**





**Horizon Science Academy Youngstown**  
Statement of Cash Flows  
For the Fiscal Year Ended June 30, 2017

**CASH FLOWS FROM OPERATING ACTIVITIES:**

Cash received from State of Ohio	\$3,244,132
Cash received from other operating revenues	103,397
Cash payments to suppliers for goods and services	(1,267,214)
Cash payments to employees for services and benefits	(2,463,480)
Other cash payments	<u>(138,934)</u>
<b>Net cash used for operating activities</b>	<b><u>(522,099)</u></b>

**CASH FLOWS FROM NONCAPITAL FINANCING ACTIVITIES:**

Federal grants received	935,728
State and other grants received	108,112
Payments received on notes receivable	<u>30,000</u>
<b>Net cash provided by noncapital financing activities</b>	<b><u>1,073,840</u></b>

**CASH FLOWS FROM CAPITAL AND RELATED FINANCING ACTIVITIES:**

Interest paid on mortgage payable	(7,578)
Principal paid on mortgage payable	(236,918)
Payment for capital acquisitions	<u>(454,783)</u>
<b>Net cash used for capital and related financing activities</b>	<b><u>(699,279)</u></b>

Net decrease in cash and cash equivalents	(147,537)
Cash and cash equivalents at beginning of year	<u>1,181,492</u>
<b>Cash and cash equivalents at end of year</b>	<b><u>\$1,033,955</u></b>

**RECONCILIATION OF OPERATING LOSS TO NET CASH USED FOR OPERATING ACTIVITIES**

Operating loss	(\$788,382)
----------------	-------------

**ADJUSTMENTS TO RECONCILE OPERATING LOSS TO NET CASH USED FOR OPERATING ACTIVITIES:**

Depreciation	168,235
<b>Changes in Assets and Liabilities:</b>	
Decrease in payroll liabilities	(2,012)
Increase in accounts receivable	16,574
Increase in accounts payable	12,161
Increase in intergovernmental receivable	21,060
Increase in accrued wages and benefits payable	18,822
Increase in intergovernmental payable	1,885
Decrease in deferred inflows of resources	(445,785)
Decrease in deferred outflows of resources	(829,009)
Increase in net pension liability	<u>1,304,352</u>
<b>Total adjustments</b>	<b><u>266,283</u></b>
<b>Net cash used for operating activities</b>	<b><u>(\$522,099)</u></b>

See accompanying notes to the basic financial statements.

## **1. DESCRIPTION OF THE ACADEMY AND REPORTING ENTITY**

Horizon Science Academy Youngstown, (the Academy), is a nonprofit corporation established pursuant to Ohio Rev. Code Chapters 3314 and 1702 to address the needs of students in grades K through eight in Youngstown. The Academy, which is part of the State's education program, is independent of any school and is nonsectarian in its programs, admission policies, employment practices, and all other operations.

The Academy may sue and be sued, acquire facilities as needed, and contract for any services necessary for the operation of the Academy. The Academy qualifies as an exempt organization under Section 501(c) (3) of the Internal Revenue Code. Management is not aware of any course of action or series of events that have occurred that might adversely affect the Academy's tax-exempt status.

The Academy was approved for operation under contract with the Buckeye Community Hope Foundation (the Sponsor) for a period of five years commencing June 30, 2010. In 2015, the original contract was extended until June 30, 2020.

The Academy operates under the direction of a self-appointed five-member Board of Trustees. The Board is responsible for carrying out the provisions of the contract, which includes, but are not limited to, state mandated provisions regarding student population, curriculum, academic goals, performance standards, admission standards, and qualifications of teachers. In fiscal year 2017, the Academy employed 46 personnel for up to 402 students.

## **2. SUMMARY OF SIGNIFICANT ACCOUNTING POLICIES**

The basic financial statements of the Academy have been prepared in conformity with accounting principles generally accepted in the United States of America (GAAP) as applied to governmental nonprofit organizations. The Governmental Accounting Standards Board (GASB) is the accepted standard-setting body for establishing governmental accounting and financial reporting principles. The more significant of the Academy's accounting policies are described below.

### **A. Basis of Presentation**

The Academy's basic financial statements consist of a Statement of Net Position; a Statement of Revenues, Expenses and Change in Net Position; and a Statement of Cash Flows.

The Academy uses enterprise accounting to report its financial activities. Enterprise accounting focuses on the determination of operating income, changes in net position, financial position, and cash flows.

### **B. Measurement Focus and Basis of Accounting**

The accounting and financial reporting treatment is determined by its measurement focus. Enterprise accounting uses a flow of economic resources measurement focus. With this measurement focus, all assets and all liabilities associated with the operation of the Academy are included on the Statement of Net Position. The Statement of Revenues, Expenses, and Change in Net Positions present increases (e.g., revenues) and decreases (e.g., expenses) in total net position. The Statement of Cash Flows provides information about how the Academy finances and meets the cash flow needs of its enterprise activities.

**2. SUMMARY OF SIGNIFICANT ACCOUNTING POLICIES (Continued)**

**B. Measurement Focus and Basis of Accounting (Continued)**

Basis of accounting refers to when revenues and expenses are recognized in the accounts and reported in the financial statements. The full accrual basis of accounting is used for reporting purposes. Revenue resulting from exchange transactions, in which each party gives and receives essentially equal value, is recorded on the accrual basis when the exchange takes place. Revenues resulting from non-exchange transactions, in which the Academy receives value without directly giving equal value in return, such as grants, entitlements and donations are recognized in the period in which all eligibility requirements have been satisfied. Unearned revenue arises when assets are recognized before revenue recognition criteria have been satisfied. Grants and entitlements received before eligibility requirements are met are recorded as unearned revenue. Expenses are recognized at the time they are incurred.

**C. Budgetary Process**

The contract between the Academy and its Sponsor prescribes an annual budget requirement in addition to preparing a 5-year forecast, which is to be updated on an annual basis. Chapter 5705.391(A) of the Ohio Revised Code also requires the Academy to prepare a 5-year forecast, update it annually, and submit it to the Superintendent of Public Instruction at the Ohio Department of Education.

**D. Cash**

To improve cash management, all cash received by the Academy is pooled in a central bank account. Total cash amount at the end of the fiscal year is presented as “Cash and cash equivalents” in the Statement of Net Position. For the purposes of the Statement of Cash Flows and for presentation on the Statement of Net Position, any investment with an original maturity date less than 90 days is considered a cash equivalent and any investment with a maturity date greater than 90 days is considered an investment. The Academy did not have any investments during fiscal year 2017.

**E. Capital Assets and Depreciation**

Capital assets are capitalized at cost (or estimated historical cost) and updated for additions and retirements during the year. Donated capital assets are recorded at their acquisition values as of the date received. The Academy maintains a capitalization threshold of one thousand dollars. The costs of normal maintenance and repairs that do not add to the value of the asset or materially extend an asset's life are not capitalized. Improvements are capitalized. The Academy does not capitalize interest.

Capital assets are depreciated using the straight-line method over the following estimated useful lives. Improvements to capital assets are depreciated over the remaining useful lives of the related capital assets. Leasehold improvements are depreciated using the straight-line method over the life of the lease.

	<u>Useful Life</u>
Buildings	40 years
Improvements	5 to 10 years
Heavy Duty Office or Classroom Furniture	5 to 10 years
Computers and Other Electronic Equipment	3 to 5 years
Vehicles	3 to 10 years

## **2. SUMMARY OF SIGNIFICANT ACCOUNTING POLICIES (Continued)**

### **F. Intergovernmental Revenues**

The Academy currently participates in the State Foundation Program, Special Education Program, and Federal CCIP Program. Revenues received from the State Foundation Program are recognized as operating revenues whereas revenues from the Federal CCIP Program, Special Education Program and other State Grants are recognized as non-operating revenues in the accounting period in which all eligibility requirements have been met.

Eligibility requirements include timing requirements, which specify the year when the resources are required to be used or the fiscal year when use is first permitted, matching requirements, in which the Academy must provide local resources to be used for a specified purpose, and expenditure requirements, in which the resources are provided to the Academy on a reimbursement basis.

### **G. Operating Revenues and Expenses**

Operating revenues are those revenues that are generated directly from the primary activity of the Academy. Operating expenses are necessary costs incurred to provide the service that is the primary activity of the Academy. All revenues and expenses not meeting these definitions are reported as non-operating.

### **H. Compensated Absences**

The Academy's policy indicates that all full time employees are entitled to eight days of sick/personal leave in a school year. Also, Full time employees who have worked for the Academy for a total of 200 or more days during the contract year will be allowed nine days of paid sick or personal leave. Full time employees who have worked for the Academy 210 or more days during the contract year will be allowed ten days of paid sick or personal leave. All leave earned by employees must be used within the current school year and cannot be transferred to the next school year, and therefore, are not recorded as a liability. The Academy compensates its employees \$125 per day for each unused sick/personal day at the end of the year.

### **I. Net Position**

Net position represents the difference between assets and liabilities. Net investment in capital assets consists of capital assets, net of accumulated depreciation and related debt. Net position is reported as restricted when there are limitations imposed on their use, either through enabling legislation adopted by the Academy or through external restrictions imposed by creditors, grantors, or contracts. The Academy applies restricted resources first when an expense is incurred for purposes for which both restricted and unrestricted net positions are available. At the end of the fiscal ended June 30, 2017, the Academy did not have any restricted net position.

### **J. Estimates**

The preparation of financial statements in conformity with accounting principles generally accepted in the United States of America requires management to make estimates and assumptions that affect the amounts reported in the financial statements and accompanying notes. Actual results may differ from those estimates.

## **2. SUMMARY OF SIGNIFICANT ACCOUNTING POLICIES (Continued)**

### **K. Deferred Outflows of Resources and Deferred Inflows of Resources**

In addition to assets, the statement of net position will report a separate section for deferred outflows of resources. Deferred outflows of resources, represents a consumption of net position that applies to a future period and will not be recognized as an outflow of resources (expense/expenditure) until then. For the Academy, deferred outflows of resources have been reported for the following two items related the Academy's net pension liability: (1) the difference between expected and actual experience of the pension systems, and (2) the Academy's contributions to the pension systems subsequent to the measurement date, and (3) change in proportionate share of net pension liability.

In addition to liabilities, the statement of net position will report a separate section for deferred inflows of resources. Deferred inflows of resources represent an acquisition of net position that applies to a future period and will not be recognized as an inflow of resources (revenue) until that time. For the Academy, deferred inflows of resources include the net difference between projected and actual earnings on pension plan investments related to the Academy's net pension liability and the difference in proportionate share of net pension liability.

### **L. Pensions**

For purposes of measuring the net pension liability, deferred outflows of resources and deferred inflows of resources related to pensions, and pension expense, information about the fiduciary net position of the pension plans and additions to/deductions from their fiduciary net position have been determined on the same basis as they are reported by the pension systems. For this purpose, benefit payments (including refunds of employee contributions) are recognized when due and payable in accordance with the benefit terms. The pension systems report investments at fair value.

## **3. DEPOSITS**

As of June 30, 2017, the Academy's PNC bank balance of \$1,116,767 was either covered by FDIC or collateralized by the financial institution's public entity deposit pool in the manner described below.

Custodial credit risk is the risk that in the event of a bank failure, the Academy's deposits may not be returned to it. According to state law, public depositories must give security for all public funds on deposit in excess of those funds that are insured by the Federal Deposit Insurance Corporation (FDIC) or by any other agency or instrumentality of the federal government. These institutions may either specifically collateralize individual accounts in lieu of amounts insured by the FDIC, or may pledge a pool of government securities valued at least 105% of the total value of public monies on deposit at the institution. The Academy has no policy regarding custodial credit risk.

**4. CAPITAL ASSETS**

Capital asset activity for the fiscal year ended June 30, 2017, was as follows:

	<b>Capital Assets</b>			
	<b>Balance July 1, 2016</b>	<b>Additions</b>	<b>Deletions</b>	<b>Ending June 30, 2017</b>
<b>Capital Assets, Not Being Depreciated:</b>				
Land	\$71,505	\$0	\$0	\$71,505
<b>Capital Assets, Being Depreciated:</b>				
Building	957,995	0	0	957,995
Improvements	240,111	387,396	0	627,507
Equipment-Instructional	467,780	35,737	(47,398)	456,119
Equipment-Office	1,839	31,651	0	33,490
School Vehicle	2,000	0	0	2,000
<b>Total Capital Assets, Being Depreciated</b>	<b>1,669,725</b>	<b>454,784</b>	<b>(47,398)</b>	<b>2,077,111</b>
<b>Total Capital Assets</b>	<b>1,741,230</b>	<b>454,784</b>	<b>(47,398)</b>	<b>2,148,616</b>
<b>Less: Accumulated Depreciation</b>				
Building	(\$103,743)	(\$33,302)	\$0	(\$137,045)
Improvements	(171,512)	(71,418)	0	(242,930)
Equipment-Instructional	(165,781)	(55,510)	47,398	(173,893)
Equipment-Office	(4,306)	(7,606)	0	(11,912)
School Vehicle	(800)	(400)	0	(1,200)
<b>Total Accumulated Depreciation</b>	<b>(446,142)</b>	<b>(168,236)</b>	<b>47,398</b>	<b>(566,980)</b>
<b>Net Fixed Assets</b>	<b>\$1,295,088</b>	<b>\$286,548</b>	<b>\$0</b>	<b>\$1,581,636</b>

Some reclassifications were made to beginning balances of depreciation of Improvements, Equipment-instruction and Equipment-office to properly reflect balance. However, there was no effect on beginning net position.

**5. DEFINED BENEFIT PENSION PLANS****Net Pension Liability**

The net pension liability reported on the statement of net position represents a liability to employees for pensions. Pensions are a component of exchange transactions—between an employer and its employees—of salaries and benefits for employee services. Pensions are provided to an employee—on a deferred-payment basis—as part of the total compensation package offered by an employer for employee services each financial period. The obligation to sacrifice resources for pensions is a present obligation because it was created as a result of employment exchanges that already have occurred.

**5. DEFINED BENEFIT PENSION PLANS (Continued)****Net Pension Liability (Continued)**

The net pension liability represents the Academy's proportionate share of each pension plan's collective actuarial present value of projected benefit payments attributable to past periods of service, net of each pension plan's fiduciary net position. The net pension liability calculation is dependent on critical long-term variables, including estimated average life expectancies, earnings on investments, cost of living adjustments and others. While these estimates use the best information available, unknowable future events require adjusting this estimate annually.

The Ohio Revised Code limits the Academy's obligation for this liability to annually required payments. The Academy cannot control benefit terms or the manner in which pensions are financed; however, the Academy does receive the benefit of employees' services in exchange for compensation including pension.

GASB 68 assumes the liability is solely the obligation of the employer, because (1) they benefit from employee services; and (2) State statute requires all funding to come from these employers. All contributions to date have come solely from these employers (which also includes costs paid in the form of withholdings from employees). State statute requires the pension plans to amortize unfunded liabilities within 30 years. If the amortization period exceeds 30 years, each pension plan's board must propose corrective action to the State legislature. Any resulting legislative change to benefits or funding could significantly affect the net pension liability. Resulting adjustments to the net pension liability would be effective when the changes are legally enforceable.

The proportionate share of each plan's unfunded benefits is presented as a long-term net pension liability on the accrual basis of accounting. Any liability for the contractually-required pension contribution outstanding at the end of the year is included in accrued wages and benefits payable on the accrual basis of accounting.

**Plan Description – School Employees Retirement System (SERS)**

Plan Description – Academy non-teaching employees participate in SERS, a cost-sharing multiple-employer defined benefit pension plan administered by SERS. SERS provides retirement, disability and survivor benefits, annual cost-of-living adjustments, and death benefits to plan members and beneficiaries. Authority to establish and amend benefits is provided by Ohio Revised Code Chapter 3309. SERS issues a publicly available, stand-alone financial report that includes financial statements, required supplementary information and detailed information about SERS' fiduciary net position. That report can be obtained by visiting the SERS website at [www.ohsers.org](http://www.ohsers.org) under Employers/Audit Resources.

Age and service requirements for retirement are as follows:

	Eligible to Retire on or before August 1, 2017*	Eligible to Retire after August 1, 2017
Full Benefits	Age 65 with 5 years of service credit or Any age with 30 years of service credit	Age 67 with 10 years of service credit; or Age 57 with 30 years of service credit
Actuarially Reduced Benefits	Age 60 with 5 years of service credit Age 55 with 25 years of service credit	Age 62 with 10 years of service credit; or Age 60 with 25 years of service credit

\*Members with 25 years of service credit as of August 1, 2017, will be included in this plan

Annual retirement benefits are calculated based on final average salary multiplied by a percentage that varies based on year of service; 2.2 percent for the first thirty years of service and 2.5 percent for years of service credit over 30. Final average salary is the average of the highest three years of salary.

One year after an effective benefit date, a benefit recipient is entitled to a three percent cost-of-living adjustment (COLA). This same COLA is added each year to the base benefit amount on the anniversary date of the benefit.

## **5. DEFINED BENEFIT PENSION PLANS (Continued)**

### **Plan Description – School Employees Retirement System (SERS) (Continued)**

Funding Policy – Plan members are required to contribute 10 percent of their annual covered salary and the Academy is required to contribute 14 percent of annual covered payroll. The contribution requirements of plan members and employers are established and may be amended by the SERS' Retirement Board up to statutory maximum amounts of 10 percent for plan members and 14 percent for employers. The Retirement Board, acting with the advice of the actuary, allocates the employer contribution rate among four of the System's funds (Pension Trust Fund, Death Benefit Fund, Medicare B Fund, and Health Care Fund). For the fiscal year ended June 30, 2017, the entire 14 percent was allocated to pension, death benefits, and Medicare B and no portion of the employer contribution rate was allocated to the Health Care Fund.

The Academy's contractually required contribution to SERS was \$34,084 for fiscal year 2017. Of this amount, \$4,986 is reported as accrued wages and benefits payable.

### **Plan Description - State Teachers Retirement System (STRS)**

Plan Description –Academy licensed teachers and other faculty members participate in STRS Ohio, a cost-sharing multiple-employer public employee retirement system administered by STRS. STRS provides retirement and disability benefits to members and death and survivor benefits to beneficiaries. STRS issues a stand-alone financial report that includes financial statements, required supplementary information and detailed information about STRS' fiduciary net position. That report can be obtained by writing to STRS, 275 E. Broad St., Columbus, OH 43215-3771, by calling (888) 227-7877, or by visiting the STRS Web site at [www.strsoh.org](http://www.strsoh.org).

New members have a choice of three retirement plans; a Defined Benefit (DB) Plan, a Defined Contribution (DC) Plan and a Combined Plan. Benefits are established by Ohio Revised Code Chapter 3307. The DB plan offers an annual retirement allowance based on final average salary multiplied by a percentage that varies based on years of service. Effective August 1, 2015, the calculation will be 2.2 percent of final average salary for the five highest years of earnings multiplied by all years of service. With certain exceptions, the basic benefit is increased each year by two percent of the original base benefit. For members retiring August 1, 2013, or later, the first two percent is paid on the fifth anniversary of the retirement benefit. Members are eligible to retire at age 60 with five years of qualifying service credit, or age 55 with 25 years of service, or 30 years of service regardless of age. Age and service requirements for retirement will increase effective August 1, 2015, and will continue to increase periodically until they reach age 60 with 35 years of service or age 65 with five years of service on August 1, 2026.

The DC Plan allows members to place all their member contributions and 9.5 percent of the 14 percent employer contributions into an investment account. Investment allocation decisions are determined by the member. The remaining 4.5 percent of the 14 percent employer rate is allocated to the defined benefit unfunded liability. A member is eligible to receive a retirement benefit at age 50 and termination of employment. The member may elect to receive a lifetime monthly annuity or a lump sum withdrawal.

The Combined Plan offers features of both the DB Plan and the DC Plan. In the Combined Plan, member contributions are allocated among investment choices by the member, and employer contributions are used to fund the defined benefit payment at a reduced level from the regular DB Plan. The defined benefit portion of the Combined Plan payment is payable to a member on or after age 60 with five years of services. The defined contribution portion of the account may be taken as a lump sum payment or converted to a lifetime monthly annuity at age 50.



**5. DEFINED BENEFIT PENSION PLANS (Continued)****Plan Description - State Teachers Retirement System (STRS) (Continued)**

New members who choose the DC plan or Combined Plan will have another opportunity to reselect a permanent plan during their fifth year of membership. Members may remain in the same plan or transfer to another STRS plan. The optional annuitization of a member's defined contribution account or the defined contribution portion of a member's Combined Plan account to a lifetime benefit results in STRS bearing the risk of investment gain or loss on the account. STRS has therefore included all three plan options as one defined benefit plan for GASB 68 reporting purposes.

A DB or Combined Plan member with five or more years of credited service who is determined to be disabled may qualify for a disability benefit. Eligible survivors of members who die before service retirement may qualify for monthly benefits. New members on or after July 1, 2013, must have at least ten years of qualifying service credit that apply for disability benefits. Members in the DC Plan who become disabled are entitled only to their account balance. If a member of the DC Plan dies before retirement benefits begin, the member's designated beneficiary is entitled to receive the member's account balance.

Funding Policy – Employer and member contribution rates are established by the State Teachers Retirement Board and limited by Chapter 3307 of the Ohio Revised Code. For the fiscal year ended June 30, 2017, plan members were required to contribute 14 percent of their annual covered salary. The Academy was required to contribute 14 percent; the entire 14 percent was the portion used to fund pension obligations. The fiscal year 2017 contribution rates were equal to the statutory maximum rates.

The Academy's contractually required contribution to STRS was \$244,463 for fiscal year 2017. Of this amount, \$19,412 is reported as accrued wages and benefits payable.

**Pension Liabilities, Pension Expense, and Deferred Outflows of Resources and Deferred Inflows of Resources Related to Pensions**

The net pension liability was measured as of June 30, 2016, and the total pension liability used to calculate the net pension liability was determined by an actuarial valuation as of that date. The Academy's proportion of the net pension liability was based on the Academy's share of contributions to the pension plan relative to the contributions of all participating entities. Following is information related to the proportionate share and pension expense:

	SERS	STRS	Total
Proportion of the net pension liability prior measurement date	0.006953000%	0.012905510%	
Proportion of the net pension liability current measurement date	0.007375500%	0.014124760%	
Change in proportionate share	0.00042250%	0.00121925%	
Proportionate share of NPL	\$539,819	\$4,727,983	\$5,267,802
Pension Expense	\$66,533	\$241,572	\$308,105

**5. DEFINED BENEFIT PENSION PLANS (Continued)****Pension Liabilities, Pension Expense, and Deferred Outflows of Resources and Deferred Inflows of Resources Related to Pensions (Continued)**

At June 30, 2017, the Academy reported deferred outflows of resources and deferred inflows of resources related to pensions from the following sources:

<b>Deferred Outflows of Resources</b>	<u>SERS</u>	<u>STRS</u>	<u>TOTAL</u>
Differences between expected and actual experience	\$7,283	\$191,033	\$198,316
Net difference between projected and actual earning on pension plan investments	44,528	392,549	437,077
Changes of assumptions	36,036		36,036
Difference between Academy contributions and proportionate share of contributions/change in proportionate share	23,655	278,308	301,963
Academy contributions subsequent to the measurement date	34,084	244,463	278,547
<b>Total Deferred Outflows of Resources</b>	<u>\$145,586</u>	<u>\$1,106,353</u>	<u>\$1,251,939</u>
<b>Deferred Inflows of Resources</b>			
Difference between Academy contributions and proportionate share of contributions/change in proportionate share	-	334,739	334,739
<b>Total Deferred Inflows of Resources</b>	<u>\$-</u>	<u>\$334,739</u>	<u>\$334,739</u>

\$278,547 reported as deferred outflows of resources related to pension resulting from Academy contributions subsequent to the measurement date will be recognized as a reduction of the net pension liability in the year ending June 30, 2018. Other amounts reported as deferred outflows of resources and deferred inflows of resources related to pension will be recognized in pension expense as follows:

<u>Fiscal Year Ending June 30:</u>	<u>SERS</u>	<u>STRS</u>	<u>TOTAL</u>
2018	\$31,242	\$50,396	\$81,638
2019	31,213	50,395	81,608
2020	36,248	201,027	237,275
2021	15,406	227,937	243,343
<b>Total</b>	<u>\$114,108</u>	<u>\$529,755</u>	<u>\$643,864</u>

**Actuarial Assumptions - SERS**

SERS' total pension liability was determined by their actuaries in accordance with GASB Statement No. 67, as part of their annual actuarial valuation for each defined benefit retirement plan. Actuarial valuations of an ongoing plan involve estimates of the value of reported amounts (e.g., salaries, credited service) and assumptions about the probability of occurrence of events far into the future (e.g., mortality, disabilities, retirements, employment termination). Actuarially determined amounts are subject to continual review and potential modifications, as actual results are compared with past expectations and new estimates are made about the future.

**5. DEFINED BENEFIT PENSION PLANS (Continued)****Actuarial Assumptions – SERS (Continued)**

Projections of benefits for financial reporting purposes are based on the substantive plan (the plan as understood by the employers and plan members) and include the types of benefits provided at the time of each valuation and the historical pattern of sharing benefit costs between the employers and plan members to that point. The projection of benefits for financial reporting purposes does not explicitly incorporate the potential effects of legal or contractual funding limitations.

Actuarial calculations reflect a long-term perspective. For a newly hired employee, actuarial calculations will take into account the employee's entire career with the employer and also take into consideration the benefits, if any, paid to the employee after termination of employment until the death of the employee and any applicable contingent annuitant. In many cases actuarial calculations reflect several decades of service with the employer and the payment of benefits after termination.

Key methods and assumptions used in calculating the total pension liability in the latest actuarial valuation, prepared as of June 30, 2016, are presented below:

Wage Inflation	3.00 percent
Future Salary Increases, including inflation	3.50 percent to 18.20 percent
COLA or Ad Hoc COLA	3 percent
Investment Rate of Return	7.50 percent net of investments expense, including inflation
Actuarial Cost Method	Entry Age Normal (level percent of payroll)

For post-retirement mortality, the table used in evaluating allowances to be paid is the RP-2014 Blue Collar Mortality Table with fully generational projection and Scale BB, with 120% of male rates and 110% of female rates used. The RP-2000 Disabled Mortality Table with 90% for male rates and 100% for female rates set back five years is used for the period after disability retirement. Special mortality tables are used for the period after disability retirement.

The actuarial assumptions used in the June 30, 2016 valuation were based on the results of an experience study that was completed June 30, 2015. As a result of the actuarial experience study, the following changes of assumptions affected the total pension liability since the prior measurement date: (a) the assumed rate of inflation was reduced from 3.25% to 3.00%, (b) payroll growth assumption was reduced from 4.00% to 3.50%, (c) assumed real wage growth was reduced from 0.75% to 0.50%, (d) Rates of withdrawal, retirement and disability were updated to reflect recent experience, (e) mortality among active members was updated to RP-2014 Blue Collar Mortality Table with fully generational projection and a five year age set-back for both males and females, (f) mortality among service retired members, and beneficiaries was updated to the following RP-2014 Blue Collar Mortality Table with fully generational projection with Scale BB, 120% of male rates, and 110% of female rates and (g) mortality among disable member was updated to RP-2000 Disabled Mortality Table, 90% for male rates and 100% for female rates, set back five years is used for the period after disability retirement.

The long-term return expectation for the Pension Plan Investments has been determined using a building-block approach and assumes a time horizon, as defined in SERS' Statement of Investment Policy. A forecasted rate of inflation serves as the baseline for the return expectation. Various real return premiums over the baseline inflation rate have been established for each asset class. The long-term expected nominal rate of return has been determined by calculating a weighted averaged of the expected real return premiums for each asset class, adding the projected inflation rate, and adding the expected return from rebalancing uncorrelated asset classes.

**5. DEFINED BENEFIT PENSION PLANS (Continued)****Actuarial Assumptions – SERS (Continued)**

The target allocation and best estimates of arithmetic real rates of return for each major assets class are summarized in the following table:

<b>Asset Class</b>	<b>Target Allocation</b>	<b>Long-Term Expected Real Rate of Return</b>
Cash	1.00 %	0.50 %
US Stocks	22.50	4.75
International Equity	22.50	7.00
Fixed Income	19.00	1.50
Private Equity	10.00	8.00
Real Assets	15.00	5.00
Multi-Asset Strategies	10.00	3.00
<b>Total</b>	<b>100.00 %</b>	

**Discount Rate** The total pension liability was calculated using the discount rate of 7.50 percent. The projection of cash flows used to determine the discount rate assumed the contributions from employers and from the members would be computed based on contribution requirements as stipulated by State statute. Projected inflows from investment earning were calculated using the long-term assumed investment rate of return (7.50 percent). Based on those assumptions, the plan's fiduciary net position was projected to be available to make all future benefit payments of current plan members. Therefore, the long-term expected rate of return on pension plan investments was applied to all periods of projected benefits to determine the total pension liability.

**Sensitivity of the Academy's Proportionate Share of the Net Pension Liability to Changes in the Discount Rate** - Net pension liability is sensitive to changes in the discount rate, and to illustrate the potential impact the following table presents the net pension liability calculated using the discount rate of 7.50 percent, as well as what each plan's net pension liability would be if it were calculated using a discount rate that is one percentage point lower (6.50 percent), or one percentage point higher (8.50 percent) than the current rate.

	1% Decrease (6.50%)	Current Discount Rate (7.50%)	1% Increase (8.50%)
The Academy's proportionate share of the net pension liability	\$714,686	\$539,819	\$393,447

**Actuarial Assumptions - STRS**

The total pension liability in the June 30, 2016, actuarial valuation was determined using the following actuarial assumptions, applied to all periods included in the measurement:

Inflation	2.75 percent
Projected salary increases	2.75 percent at age 70 to 12.25 percent at age 20
Investment Rate of Return	7.75 percent, net of investment expenses
Cost-of-Living Adjustments (COLA)	2 percent simple applied as follows: for members retiring before August 1, 2013, 2 percent per year; for members retiring August 1, 2013, or later, 2 percent COLA paid on fifth anniversary of retirement date.

**5. DEFINED BENEFIT PENSION PLANS (Continued)****Actuarial Assumptions – STRS (Continued)**

Mortality rates were based on the RP-2000 Combined Mortality Table (Projection 2022—Scale AA) for Males and Females. Males' ages are set-back two years through age 89 and no set-back for age 90 and above. Females younger than age 80 are set back four years, one year set back from age 80 through 89 and not set back from age 90 and above.

Actuarial assumptions used in the June 30, 2016, valuation are based on the results of an actuarial experience study, effective July 1, 2012.

The 10 year expected real rate of return on pension plan investments was determined by STRS' investment consultant by developing best estimates of expected future real rates of return for each major asset class. The target allocation and best estimates of geometric real rates of return for each major asset class are summarized as follows:

<b>Asset Class</b>	<b>Target Allocation</b>	<b>Long-Term Expected Real Rate of Return*</b>
Domestic Equity	31.00 %	8.00 %
International Equity	26.00	7.85
Alternatives	14.00	8.00
Fixed Income	18.00	3.75
Real Assets	10.00	6.75
Liquidity Reserves	1.00	3.00
<b>Total</b>	<b>100.00 %</b>	<b>7.61 %</b>

\* 10-Year annualized geometric nominal returns, which include the real rate of return and inflation of 2.50% and does not include investment expenses. The total fund long-term expected return reflects diversification among the asset classes and therefore is not a weighted average return of the individual asset classes.

**Discount Rate** The discount rate used to measure the total pension liability was 7.75 percent as of June 30, 2016. The projection of cash flows used to determine the discount rate assumes member and employer contributions will be made at the statutory contribution rates in accordance with rate increases described above. For this purpose, only employer contributions that are intended to fund benefits of current plan members and their beneficiaries are included. Projected employer contributions that are intended to fund the service costs of future plan members and their beneficiaries, as well as projected contributions from future plan members, are not included. Based on those assumptions, STRS' fiduciary net position was projected to be available to make all projected future benefit payments to current plan members as of June 30, 2016. Therefore, the long-term expected rate of return on pension plan investments of 7.75 percent was applied to all periods of projected benefit payment to determine the total pension liability as of June 30, 2016.

**Sensitivity of the Academy's Proportionate Share of the Net Pension Liability to Changes in the Discount Rate** The following table presents the Academy's proportionate share of the net pension liability calculated using the current period discount rate assumption of 7.75 percent, as well as what the Academy's proportionate share of the net pension liability would be if it were calculated using a discount rate that is one-percentage-point lower (6.75 percent) or one-percentage-point higher (8.75 percent) than the current rate:

	1% Decrease (6.75%)	Current Discount Rate (7.75%)	1% Increase (8.75%)
Academy's proportionate share of the net pension liability	\$6,283,105	\$4,727,983	\$3,416,146

## 5. DEFINED BENEFIT PENSION PLANS (Continued)

**Changes Between Measurement Date and Report Date** - In March 2017, the STRS Board adopted certain assumption changes which will impact their annual actuarial valuation prepared as of June 30, 2017. The most significant change is a reduction in the discount rate from 7.75 percent to 7.45 percent. In April 2017, the STRS Board voted to suspend cost of living adjustments granted on or after July 1, 2017. Although the exact amount of these changes is not known, the overall decrease to Academy's NPL is expected to be significant.

## 6. POSTEMPLOYMENT BENEFITS

### A. School Employees Retirement System

**Health Care Plan Description** - The Academy contributes to the SERS Health Care Fund, administered by SERS for non-certificated retirees and their beneficiaries. For GASB 45 purposes, this plan is considered a cost-sharing, multiple-employer, defined benefit other postemployment benefit (OPEB) plan. The Health Care Plan includes hospitalization and physicians' fees through several types of plans including HMO's, PPO's, Medicare Advantage, and traditional indemnity plans as well as a prescription drug program. The financial report of the Plan is included in the SERS Comprehensive Annual Financial Report which can be obtained on SERS' website at [www.ohsers.org](http://www.ohsers.org) under Employers/Audit Resources.

Access to health care for retirees and beneficiaries is permitted in accordance with Section 3309 of the Ohio Revised Code. The Health Care Fund was established and is administered in accordance with Internal Revenue Code Section 105(e). SERS' Retirement Board reserves the right to change or discontinue any health plan or program. Health care is financed through a combination of employer contributions and retiree premiums, copays and deductibles on covered health care expenses, investment returns, and any funds received as a result of SERS' participation in Medicare programs. Active employee members do not contribute to the Health Care Plan. Retirees and their beneficiaries are required to pay a health care premium that varies depending on the plan selected, number of qualified years of service, Medicare eligibility and retirement status.

**Funding Policy** - State statute permits SERS to fund the health care benefits through employer contributions. Each year, after the allocation for statutorily required basic benefits, the Retirement Board allocates the remainder of the employer contribution of 14 percent of covered payroll to the Health Care Fund. For fiscal year 2017, none of the employer contribution was allocated to health care. In addition, employers pay a surcharge for employees earning less than an actuarially determined minimum compensation amount, pro-rated according to service credit earned. For fiscal year 2017, this amount was \$23,500. Statutes provide that no employer shall pay a health care surcharge greater than 2 percent of that employer's SERS-covered payroll; nor may SERS collect in aggregate more than 1.5 percent of the total statewide SERS-covered payroll for the health care surcharge. For fiscal year 2017, the Academy's surcharge obligation was \$3,868.

The Academy's contributions for health care for the fiscal years ended June 30, 2017, 2016, and 2015 were \$3,868, \$2,412, and \$5,196, respectively. The fiscal year 2017 amount has been reported as accrued wages and benefits payable. The full amount has been contributed for fiscal years 2016 and 2015.

### B. State Teachers Retirement System

**Plan Description** - The Academy participates in the cost-sharing multiple-employer defined benefit Health Plan administered by the State Teachers Retirement System of Ohio (STRS) for eligible retirees who participated in the defined benefit or combined pension plans offered by STRS. Ohio law authorizes STRS to offer this plan. Benefits include hospitalization, physicians' fees, prescription drugs and reimbursement of monthly Medicare Part B premiums. The Plan is included in the report of STRS which can be obtained by visiting [www.strsoh.org](http://www.strsoh.org) or by calling (888) 227-7877.

**6. POSTEMPLOYMENT BENEFITS (Continued)****B. State Teachers Retirement System (Continued)**

Funding Policy – Ohio law authorizes STRS Ohio to offer the Plan and gives the Retirement Board authority over how much, if any, of the health care costs will be absorbed by STRS Ohio. Active employee members do not contribute to the Plan. All benefit recipients pay a monthly premium. Under Ohio law, funding for post-employment health care may be deducted from employer contributions. For 2017, STRS Ohio did not allocate any employer contributions to the Health Care Stabilization Fund. The Academy did not make any contributions for health care for the fiscal years ended June 30, 2017, 2016 and 2015.

**7. LONG-TERM OBLIGATIONS**

The Academy's long-term obligations during the year consist of the following:

	Balance June 30, 2016	Additions	Reductions	Balance June 30, 2017	Amounts Due In One Year
Net Pension Liability					
STRS	\$3,566,705	\$1,161,278	\$0	\$4,727,983	\$0
SERS	396,745	143,074	0	539,819	0
Total Net Pension Liability	<u>\$3,963,450</u>	<u>\$1,304,352</u>	<u>\$0</u>	<u>\$5,267,802</u>	<u>\$0</u>

**8. RISK MANAGEMENT****A. Property and Liability**

The Academy is exposed to various risks of loss related to torts; theft of, damage to and destruction of assets; errors and omissions; injuries to employees; and natural disasters. During fiscal year 2017, the Academy contracted with Great American Insurance Company for property and general liability insurance with a \$1,000,000 single occurrence limit and \$3,000,000 annual aggregate and no deductible. There has been no reduction in coverage from the prior year. There have been no settlements exceeding coverage in any of the last three fiscal years.

**B. Workers Compensation**

The Academy pays the State Workers Compensation System a premium for employee injury coverage. The premium is calculated by multiplying the monthly total gross payroll by a factor that is calculated by the State. 100% of this premium was paid for fiscal year 2017.

**9. EMPLOYEE MEDICAL AND DENTAL BENEFITS**

The Academy has contracted with a private carrier to provide employee medical/surgical benefits. The Academy pays 60% of the monthly premium and the employee is responsible for the remaining 40%. The Academy has also contracted with private carriers to provide dental coverage. The Academy pays 60% of the monthly premium and the employee is responsible for the remaining 40%.

**10. PURCHASED SERVICES**

Purchased service expenses during fiscal year 2017 were as follows:

<b>Purchased Services</b>	
<b>Type</b>	<b>Amount</b>
Professional Services	\$857,761
Rent and Property Services	177,519
Admin Travel	12,666
Advertising and Communications	45,815
Pupil Transportation	9,713
<b>Total</b>	<b><u>\$1,103,474</u></b>

**11. NOTE RECEIVABLE**

The following is a schedule of the note receivable activity during fiscal year 2017:

<b>Note Receivable</b>				
	Balance on 7/1/2016	Additions	Deletions	Balance on 6/30/2017
HSA Dayton High	\$30,000	\$0	\$30,000	\$0
<b>Total</b>	<b><u>\$30,000</u></b>	<b><u>\$0</u></b>	<b><u>\$30,000</u></b>	<b><u>\$0</u></b>

As of June 30, 2016, the Academy had an outstanding balance of \$30,000 from Horizon Science Academy Dayton High School, and the amount was repaid in full during the fiscal year.

**12. MORTGAGE PAYABLE**

The Academy purchased the building located at 3403 Southern Blvd., Youngstown, OH 44507 for total amount of \$980,000 from NOG-Ohio LLC as of April 2013. The Academy paid \$200,000 as a down payment, received a \$600,000 mortgage loan from PNC Bank, and NOG Ohio LLC, provided seller financing in the amount of \$180,000. The NOG-Ohio loan does not bear any interest and there will not be any monthly payment requirements. The mortgage loan from PNC Bank bears interest of 4.75 percent and will be paid in full in 5 years. This loan period started on April 5th, 2013.

Detail of the changes in the building purchase loans is as follow:

<b>Name</b>	<b>Balance June 30, 2016</b>	<b>Additions</b>	<b>Deductions</b>	<b>Balance June 30, 2017</b>	<b>Amount Due Within One Year</b>
PNC Bank Mortgage	\$236,918	\$0	\$236,918	\$0	\$0
<b>Total</b>	<b><u>\$236,918</u></b>	<b><u>\$0</u></b>	<b><u>\$236,918</u></b>	<b><u>\$0</u></b>	<b><u>\$0</u></b>

The Academy paid off the mortgage loan in full on March 3, 2017.



### **13. CONTINGENCIES**

#### **A. Grants**

The Academy received financial assistance from federal and state agencies in the form of grants. The disbursement of funds received under these programs generally requires compliance with terms and conditions specified in the grant agreements and are subject to audit by the grantor agencies. Any disallowed claims resulting from such audits could become a liability of the Academy. However, in the opinion of management, any such disallowed claims will not have a material effect on the financial position of the Academy. In fiscal year 2017, the Academy received grants from State and Federal agencies total of \$1,043,840.

#### **B. School Foundation**

School foundation funding is based on the annualized full-time equivalent (FTE) enrollment of each student. However, there is an important nexus between attendance and enrollment for Foundation funding purposes. Community schools must provide documentation that clearly demonstrates students have participated in learning opportunities. The Ohio Department of Education (ODE) is legislatively required to adjust/reconcile funding as enrollment information is updated by schools throughout the State, which can extend past the fiscal year end.

Under Ohio Rev. Code Section 3314.08, ODE may also perform a FTE Review subsequent to the fiscal year end that may result in an additional adjustment to the enrollment information as well as claw backs of Foundation funding due to a lack of evidence to support student participation and other matters of noncompliance. ODE performed such a review on the Academy for fiscal year 2017.

As of the date of this report, additional ODE adjustments for fiscal year 2017 are not finalized. As a result, the impact of future FTE adjustments on the fiscal year 2017 financial statements is not determinable, at this time. Management believes this may result in either an additional receivable to, or a liability of, the Academy. According to the FTE review conducted by the State for fiscal year 2017, the Academy was overpaid by \$8,638 and underpaid by \$18,835. This amount is included in intergovernmental payable and receivable in the Statement of Net Position.

In addition, the Academy's contracts with their Sponsor and Management Company require payment based on revenues received from the State. As discussed above, additional FTE adjustments for fiscal year 2017 are not finalized. Until such adjustments are finalized by ODE, the impact on the fiscal year 2017 financial statements, related to additional reconciliation necessary with these contracts, is not determinable. Management believes this may result in either an additional receivable to, or liability of, the Academy.

### **14. SPONSORSHIP AGREEMENT**

On July 1, 2010, Buckeye Community Hope Foundation assumed responsibility for sponsorship of the Academy for five years by June 30, 2015. In 2015, the original contract was extended until June 30, 2020. The Sponsor is responsible for evaluating the performance of the Academy and has the authority to deny renewal of the contract at its expiration or terminate the contract prior to its expiration. According to the contract, the Academy pays 3% of its foundation revenues to the Sponsor. In fiscal year 2017, the Academy's compensation to the Sponsor was \$96,699.

## **15. MANAGEMENT COMPANY AGREEMENT**

The Academy contracted with Concepts Schools, Inc. to serve as the Academy's management company. The contract is renewed automatically every year in one year terms unless the Academy or the management company decides otherwise. According to the contract, the Academy transfers 10% of the funds received from the State. In fiscal year 2017, the Academy paid \$414,342 to Concept Schools for management services, and had a \$12,161 payable balance toward next fiscal year, which is included in the Statement of Net Position.

## REQUIRED SUPPLEMENTARY INFORMATION

HORIZON SCIENCE ACADEMY YOUNGSTOWN  
MAHONING COUNTY

SCHEDULE OF THE ACADEMY'S PROPORTIONATE SHARE OF  
THE NET PENSION LIABILITY  
SCHOOL EMPLOYEES RETIREMENT SYSTEM (SERS) OF OHIO

LAST FOUR FISCAL YEARS

	<u>2017</u>	<u>2016</u>
Academy's proportion of the net pension liability	0.00737550%	0.00695300%
Academy's proportionate share of the net pension liability	\$539,819	\$396,745
Academy's covered-employee payroll	\$230,693	\$209,325
Academy's proportionate share of the net pension liability as a percentage of its covered-employee payroll	234.00%	189.54%
Plan fiduciary net position as a percentage of the total pension liability	62.98%	69.16%
	<u>2015</u>	<u>2014</u>
Academy's proportion of the net pension liability	0.00674000%	0.00674000%
Academy's proportionate share of the net pension liability	\$341,108	\$400,806
Academy's covered-employee payroll	\$195,851	\$158,858
Academy's proportionate share of the net pension liability as a percentage of its covered-employee payroll	174.17%	252.30%
Plan fiduciary net position as a percentage of the total pension liability	71.70%	65.52%

Note: Information prior to 2014 was unavailable. Schedule is intended to show information for 10 years. Additional years will be displayed as they become available.

Amounts presented for each fiscal year were determined as of the Academy's measurement date which is the prior year-end.

HORIZON SCIENCE ACADEMY YOUNGSTOWN  
MAHONING COUNTY

SCHEDULE OF THE ACADEMY'S PROPORTIONATE SHARE OF  
THE NET PENSION LIABILITY  
STATE TEACHERS RETIREMENT SYSTEM (STRS) OF OHIO

LAST FOUR FISCAL YEARS

	<u>2017</u>	<u>2016</u>
Academy's proportion of the net pension liability	0.01412476%	0.01290551%
Academy's proportionate share of the net pension liability	\$4,727,983	\$3,566,705
Academy's covered-employee payroll	\$1,500,807	\$1,346,471
Academy's proportionate share of the net pension liability as a percentage of its covered-employee payroll	315.03%	264.89%
Plan fiduciary net position as a percentage of the total pension liability	66.80%	72.10%
	<u>2015</u>	<u>2014</u>
Academy's proportion of the net pension liability	0.01485694%	0.01485694%
Academy's proportionate share of the net pension liability	\$3,613,722	\$4,304,642
Academy's covered-employee payroll	\$1,517,969	\$1,480,323
Academy's proportionate share of the net pension liability as a percentage of its covered-employee payroll	238.06%	290.79%
Plan fiduciary net position as a percentage of the total pension liability	74.70%	69.30%

Note: Information prior to 2014 was unavailable. Schedule is intended to show information for 10 years. Additional years will be displayed as they become available.

Amounts presented for each fiscal year were determined as of the Academy's measurement date which is the prior year-end.

HORIZON SCIENCE ACADEMY YOUNGSTOWN  
MAHONING COUNTY

SCHEDULE OF THE ACADEMY PENSION CONTRIBUTIONS

SCHOOL EMPLOYEES RETIREMENT SYSTEM (SERS) OF OHIO

LAST SEVEN FISCAL YEARS

	<u>2017</u>	<u>2016</u>	<u>2015</u>	<u>2014</u>
Contractually required contribution	\$34,084	\$32,297	\$27,589	\$27,145
Contributions in relation to the contractually required contribution	<u>(34,084)</u>	<u>(32,297)</u>	<u>(27,589)</u>	<u>(27,145)</u>
Contribution deficiency (excess)	<u>\$ -</u>	<u>\$ -</u>	<u>\$ -</u>	<u>\$ -</u>
Academy's covered-employee payroll	\$243,457	\$230,693	\$209,325	\$195,851
Contributions as a percentage of covered-employee payroll	14.00%	14.00%	13.18%	13.86%
	<u>2013</u>	<u>2012</u>	<u>2011</u>	
Contractually required contribution	\$21,986	\$21,588	\$7,013	
Contributions in relation to the contractually required contribution	<u>(21,986)</u>	<u>(21,588)</u>	<u>(7,013)</u>	
Contribution deficiency (excess)	<u>\$ -</u>	<u>\$ -</u>	<u>\$ -</u>	
Academy's covered-employee payroll	\$158,858	\$160,506	\$55,792	
Contributions as a percentage of covered-employee payroll	13.84%	13.45%	12.57%	

Note: Information prior to 2011 was unavailable.

HORIZON SCIENCE ACADEMY YOUNGSTOWN  
MAHONING COUNTY

SCHEDULE OF THE ACADEMY PENSION CONTRIBUTIONS

STATE TEACHERS RETIREMENT SYSTEM (STRS) OF OHIO

LAST SEVEN FISCAL YEARS

	<u>2017</u>	<u>2016</u>	<u>2015</u>	<u>2014</u>
Contractually required contribution	\$244,463	\$210,113	\$188,506	\$197,336
Contributions in relation to the contractually required contribution	<u>(244,463)</u>	<u>(210,113)</u>	<u>(188,506)</u>	<u>(197,336)</u>
Contribution deficiency (excess)	<u>\$ -</u>	<u>\$ -</u>	<u>\$ -</u>	<u>\$ -</u>
Academy's covered-employee payroll	\$1,746,164	\$1,500,807	\$1,346,471	\$1,517,969
Contributions as a percentage of covered-employee payroll	14.00%	14.00%	14.00%	13.00%
	<u>2013</u>	<u>2012</u>	<u>2011</u>	
Contractually required contribution	\$192,442	\$136,260	\$80,304	
Contributions in relation to the contractually required contribution	<u>(192,442)</u>	<u>(136,260)</u>	<u>(80,304)</u>	
Contribution deficiency (excess)	<u>\$ -</u>	<u>\$ -</u>	<u>\$ -</u>	
Academy's covered-employee payroll	\$1,480,323	\$1,048,154	\$617,723	
Contributions as a percentage of covered-employee payroll	13.00%	13.00%	13.00%	

Note: Information prior to 2011 was unavailable.

HORIZON SCIENCE ACADEMY YOUNGSTOWN  
MAHONING COUNTY

NOTES TO REQUIRED SUPPLEMENTARY INFORMATION  
FOR THE FISCAL YEAR ENDED JUNE 30, 2017

*SCHOOL EMPLOYEES RETIREMENT SYSTEM (SERS) OF OHIO*

*Changes in benefit terms:* There were no changes in benefit terms from the amounts reported for fiscal years 2014-2017.

*Changes in assumptions :* There were no changes in methods and assumptions used in the calculation of actuarial determined contributions for fiscal years 2014-2016. For fiscal year 2017, the following changes of assumptions affected the total pension liability since the prior measurement date: (a) the assumed rate of inflation was reduced from 3.25% to 3.00%, (b) payroll growth assumption was reduced from 4.00% to 3.50%, (c) assumed real wage growth was reduced from 0.75% to 0.50%, (d) Rates of withdrawal, retirement and disability were updated to reflect recent experience, (e) mortality among active members was updated to RP-2014 Blue Collar Mortality Table with fully generational projection and a five year age set-back for both males and females, (f) mortality among service retired members, and beneficiaries was updated to the following RP-2014 Blue Collar Mortality Table with fully generational projection with Scale BB, 120% of male rates, and 110% of female rates and (g) mortality among disable member was updated to RP-2000 Disabled Mortality Table, 90% for male rates and 100% for female rates, set back five years is used for the period after disability retirement.

*STATE TEACHERS RETIREMENT SYSTEM (STRS) OF OHIO*

*Changes in benefit terms :* There were no changes in benefit terms from the amounts reported for fiscal year 2014-2017.

*Changes in assumptions :* There were no changes in methods and assumptions used in the calculation of actuarial determined contributions for fiscal years 2014-2017. See the notes to the basic financial statements for the methods and assumptions in this calculation.



**Horizon Science Academy Youngstown**  
 Mahoning County  
 Schedule of Expenditures of Federal Awards  
 For the Fiscal Year Ended June 30, 2017

Federal Grantor/ Pass Through Grantor/ Program Title	Pass Through Entity Number	Federal CFDA Number	Expenditures
<b>United States Department of Agriculture</b>			
<i>Passed Through Ohio Department of Education</i>			
<i>Child Nutrition Cluster:</i>			
National School Lunch Program	3L60	10.555	\$191,730
School Breakfast Program	3L70	10.553	<u>59,507</u>
Total Child Nutrition Cluster			<u>251,237</u>
<b>Total United States Department of Agriculture</b>			<b>251,237</b>
<b>United States Department of Education</b>			
<i>Passed Through Ohio Department of Education</i>			
<i>Special Education Cluster (IDEA):</i>			
Special Education - Grants to States	3M20	84.027	<u>84,730</u>
Total Special Education Cluster (IDEA)			84,730
Title I Grants to Local Educational Agencies	3M00	84.010	474,137
English Language Acquisition State Grants	3Y70	84.365	4,343
Improving Teacher Quality State Grants	3Y60	84.367	<u>121,281</u>
<b>Total United States Department of Education</b>			<b><u>684,491</u></b>
<b>Total Federal Financial Assistance</b>			<b><u>\$ 935,728</u></b>

See accompanying notes to the Schedule of Expenditures of Federal Awards.

**Horizon Science Academy Youngstown**  
Mahoning County  
Notes to the Schedule of Expenditures of Federal Awards  
2 CFR 200.510(b)(6)  
For the Fiscal Year Ended June 30, 2017

**NOTE A – BASIS OF PRESENTATION**

The accompanying Schedule of Expenditures of Federal Awards (the Schedule) includes the federal award activity of the Academy under programs of the federal government for the year ended June 30, 2017. The information on this Schedule is prepared in accordance with the requirements of Title 2 U.S. Code of Federal Regulations Part 200, *Uniform Administrative Requirements, Cost Principles, and Audit Requirements for Federal Awards* (Uniform Guidance). Because the Schedule presents only a selected portion of the operations of the Academy, it is not intended to and does not present the financial position, changes in net position, or cash flows of the Academy.

**NOTE B – SUMMARY OF SIGNIFICANT ACCOUNTING POLICIES**

The accompanying Schedule of Expenditures of Federal Awards (the Schedule) summarizes activity of the Academy's federal award programs. The Schedule has been prepared on the accrual basis of accounting. Such expenditures are recognized following the cost principles contained in Title 2 U.S. Code of Federal Regulations Part 200, *Uniform Administrative Requirements, Cost Principles, and Audit Requirements for Federal Awards*, wherein certain types of expenditures may or may not be allowable or may be limited as to reimbursement. The Academy has elected not to use the 10-percent de minimis indirect cost rate as allowed under the Uniform Guidance.

**NOTE C - CHILD NUTRITION CLUSTER**

The Academy commingles cash receipts from the U.S. Department of Agriculture with similar State grants. When reporting expenditures on this Schedule, the Academy assumes it expends federal monies first.

Rockefeller Building  
614 W Superior Ave Ste 1242  
Cleveland OH 44113-1306  
Office phone - (216) 575-1630  
Fax - (216) 436-2411

***Charles E. Harris & Associates, Inc.***  
***Certified Public Accountants***

---

INDEPENDENT AUDITOR'S REPORT ON INTERNAL CONTROL OVER  
FINANCIAL REPORTING AND ON COMPLIANCE AND OTHER MATTERS  
BASED ON AN AUDIT OF FINANCIAL STATEMENTS PERFORMED IN  
ACCORDANCE WITH *GOVERNMENT AUDITING STANDARDS*

Horizon Science Academy Youngstown  
Mahoning County  
3403 Southern Blvd.  
Youngstown, Ohio 44507

To the Governing Board:

We have audited, in accordance with the auditing standards generally accepted in the United States of America and the standards applicable to financial audits contained in *Government Auditing Standards* issued by the Comptroller General of the United States, the financial statements of the Horizon Science Academy Youngstown, Mahoning County, Ohio (the Academy), as of and for the year ended June 30, 2017, and the related notes to the financial statements, which collectively comprise the Academy's basic financial statements, and have issued our report thereon dated December 15, 2017.

***Internal Control Over Financial Reporting***

In planning and performing our audit of the financial statements, we considered the Academy's internal control over financial reporting (internal control) to determine the audit procedures that are appropriate in the circumstances for the purpose of expressing our opinion on the financial statements, but not for the purpose of expressing an opinion on the effectiveness of the Academy's internal control. Accordingly, we do not express an opinion on the effectiveness of the Academy's internal control.

A *deficiency in internal control* exists when the design or operation of a control does not allow management or employees, in the normal course of performing their assigned functions, to prevent, or detect and correct, misstatements on a timely basis. A *material weakness* is a deficiency, or a combination of deficiencies, in internal control, such that there is a reasonable possibility that a material misstatement of the Academy's financial statements will not be prevented, or detected and corrected, on a timely basis. A *significant deficiency* is a deficiency, or a combination of deficiencies, in internal control that is less severe than a material weakness, yet important enough to merit attention by those charged with governance.


Our consideration of internal control was for the limited purpose described in the first paragraph of this section and was not designed to identify all deficiencies in internal control that might be material weaknesses or significant deficiencies. Given these limitations, we did not identify any deficiencies in internal control that we consider to be material weaknesses. However, material weaknesses may exist that have not been identified.

***Compliance and Other Matters***

As part of obtaining reasonable assurance about whether the Academy's financial statements are free from material misstatement, we performed tests of its compliance with certain provisions of laws, regulations, contracts, and grant agreements, noncompliance with which could have a direct and material effect on the determination of financial statement amounts. However, providing an opinion on compliance with those provisions was not an objective of our audit, and accordingly, we do not express such an opinion. The results of our tests disclosed no instances of noncompliance or other matters that are required to be reported under *Government Auditing Standards*.

***Purpose of this Report***

The purpose of this report is solely to describe the scope of our testing of internal control and compliance and the results of that testing, and not to provide an opinion on the effectiveness of the Academy's internal control or on compliance. This report is an integral part of an audit performed under *Government Auditing Standards* in considering the Academy's internal control and compliance. Accordingly, this communication is not suitable for any other purpose.



***Charles E. Harris & Associates, Inc.***  
December 15, 2017

Rockefeller Building  
614 W Superior Ave Ste 1242  
Cleveland OH 44113-1306  
Office phone - (216) 575-1630  
Fax - (216) 436-2411

***Charles E. Harris & Associates, Inc***  
***Certified Public Accountants***

---

**INDEPENDENT AUDITOR'S REPORT ON COMPLIANCE FOR THE MAJOR PROGRAM AND  
ON INTERNAL CONTROL OVER COMPLIANCE REQUIRED BY THE UNIFORM GUIDANCE**

Horizon Science Academy Youngstown  
Mahoning County  
3403 Southern Blvd.  
Youngstown, Ohio 44507

To the Governing Board:

***Report on Compliance for the Major Federal Program***

We have audited the Horizon Science Academy Youngstown's, Mahoning County, Ohio (the Academy) compliance with the types of compliance requirements described in the U.S. Office of Management and Budget (OMB) *Compliance Supplement* that could have a direct and material effect on the Academy's major federal program for the year ended June 30, 2017. The Academy's major federal program is identified in the *Summary of Auditor's Results* section of the accompanying Schedule of Findings.

***Management's Responsibility***

Management is responsible for compliance with federal statutes, regulations, and the terms and conditions of its federal awards applicable to its federal programs.

***Auditor's Responsibility***

Our responsibility is to express an opinion on compliance for the Academy's major federal program based on our audit of the types of compliance requirements referred to above. We conducted our audit of compliance in accordance with auditing standards generally accepted in the United States of America; the standards applicable to financial audits contained in *Government Auditing Standards*, issued by the Comptroller General of the United States, and the audit requirements of Title 2 U.S. *Code of Federal Regulations* Part 200, *Uniform Administrative Requirements, Cost Principles, and Audit Requirements for Federal Awards* (Uniform Guidance). Those standards and the Uniform Guidance require that we plan and perform the audit to obtain reasonable assurance about whether noncompliance with the types of compliance requirements referred to above that could have a direct and material effect on a major federal program occurred. An audit includes examining, on a test basis, evidence about the Academy's compliance with those requirements and performing such other procedures as we considered necessary in the circumstances.

We believe our audit provides a reasonable basis for our opinion on compliance for the major program. However, our audit does not provide a legal determination of the Academy's compliance.

***Opinion on the Major Federal Program***

In our opinion, the Horizon Science Academy Youngstown, Mahoning County, Ohio complied, in all material respects, with the types of compliance requirements referred to above that could have a direct and material effect on its major federal program for the year ended June 30, 2017.


***Report on Internal Control Over Compliance***

Management of the Academy is responsible for establishing and maintaining effective internal control over compliance with the types of compliance requirements referred to above. In planning and performing our audit of compliance, we considered the Academy's internal control over compliance with the types of requirements that could have a direct and material effect on the major federal program to determine the auditing procedures that are appropriate in the circumstances for the purpose of expressing an opinion on compliance for the major federal program and to test and report on internal control over compliance in accordance with the Uniform Guidance, but not for the purpose of expressing an opinion on the effectiveness of internal control over compliance. Accordingly, we do not express an opinion on the effectiveness of the Academy's internal control over compliance.

*A deficiency in internal control over compliance* exists when the design or operation of a control over compliance does not allow management or employees, in the normal course of performing their assigned functions, to prevent, or detect and correct, noncompliance with a type of compliance requirement of a federal program on a timely basis. A *material weakness in internal control over compliance* is a deficiency, or combination of deficiencies, in internal control over compliance, such that there is a reasonable possibility that material noncompliance with a type of compliance requirement of a federal program will not be prevented, or detected and corrected, on a timely basis. A *significant deficiency in internal control over compliance* is a deficiency, or a combination of deficiencies, in internal control over compliance with a type of compliance requirement of a federal program that is less severe than a material weakness in internal control over compliance, yet important enough to merit attention by those charged with governance.

Our consideration of internal control over compliance was for the limited purpose described in the first paragraph of this section and was not designed to identify all deficiencies in internal control over compliance that might be material weaknesses or significant deficiencies. We did not identify any deficiencies in internal control over compliance that we consider to be material weaknesses. However, material weaknesses may exist that have not been identified.

The purpose of this report on internal control over compliance is solely to describe the scope of our testing of internal control over compliance and the results of that testing based on the requirements of the Uniform Guidance. Accordingly, this report is not suitable for any other purpose.



***Charles E. Harris & Associates, Inc.***  
December 15, 2017

**HORIZON SCIENCE ACADEMY YOUNGSTOWN  
MAHONING COUNTY**

**SCHEDULE OF FINDINGS  
2 CFR § 200.515  
JUNE 30, 2017**

**1. SUMMARY OF AUDITOR'S RESULTS**

<i>(d)(1)(i)</i>	Type of Financial Statement Opinion	Unmodified
<i>(d)(1)(ii)</i>	Were there any material weaknesses in internal control reported at the financial statement level (GAGAS)?	No
<i>(d)(1)(ii)</i>	Were there any significant deficiencies in internal control reported at the financial statement level (GAGAS)?	No
<i>(d)(1)(iii)</i>	Was there any reported material noncompliance at the financial statement level (GAGAS)?	No
<i>(d)(1)(iv)</i>	Were there any material weaknesses in internal control reported for major federal programs?	No
<i>(d)(1)(iv)</i>	Were there any significant deficiencies in internal control reported for major federal programs?	No
<i>(d)(1)(v)</i>	Type of Major Programs' Compliance Opinion	Unmodified
<i>(d)(1)(vi)</i>	Are there any reportable findings under 2 CFR § 200.516(a)?	No
<i>(d)(1)(vii)</i>	Major Program (list):	Child Nutrition Cluster: National School Lunch Program – CFDA# 10.555 School Breakfast Program – CFDA # 10.553
<i>(d)(1)(viii)</i>	Dollar Threshold: Type A/B Programs	Type A: > \$ 750,000 Type B: all others
<i>(d)(1)(ix)</i>	Low Risk Auditee under 2 CFR §200.520?	Yes

**2. FINDINGS RELATED TO THE FINANCIAL STATEMENTS  
REQUIRED TO BE REPORTED IN ACCORDANCE WITH GAGAS**

None

**3. FINDINGS FOR FEDERAL AWARDS**

None

**This page intentionally left blank.**





# Dave Yost • Auditor of State

**HORIZON SCIENCE ACADEMY YOUNGSTOWN**

**MAHONING COUNTY**

**CLERK'S CERTIFICATION**

**This is a true and correct copy of the report which is required to be filed in the Office of the Auditor of State pursuant to Section 117.26, Revised Code, and which is filed in Columbus, Ohio.**

*Susan Babbitt*

**CLERK OF THE BUREAU**

**CERTIFIED  
APRIL 17, 2018**