



Dave Yost • Auditor of State



**CITY OF WILLOUGHBY  
LAKE COUNTY**

**TABLE OF CONTENTS**

<b>TITLE</b>	<b>PAGE</b>
Independent Auditor's Report on Internal Control Over Financial Reporting and on Compliance and Other Matters Required By <i>Government Auditing Standards</i> .....	1

**This page intentionally left blank.**



# Dave Yost • Auditor of State

## INDEPENDENT AUDITOR'S REPORT ON INTERNAL CONTROL OVER FINANCIAL REPORTING AND ON COMPLIANCE AND OTHER MATTERS REQUIRED BY *GOVERNMENT AUDITING STANDARDS*

City of Willoughby  
Lake County  
One Public Square  
Willoughby, Ohio 44094

To the City Council:

We have audited, in accordance with auditing standards generally accepted in the United States and the Comptroller General of the United States' *Government Auditing Standards*, the financial statements of the governmental activities, the business-type activities, each major fund, and the aggregate remaining fund information of the City of Willoughby, Lake County, Ohio (the City) as of and for the year ended December 31, 2017, and the related notes to the financial statements, which collectively comprise the City's basic financial statements and have issued our report thereon dated June 4, 2018.

### ***Internal Control Over Financial Reporting***

As part of our financial statement audit, we considered the City's internal control over financial reporting (internal control) to determine the audit procedures appropriate in the circumstances to the extent necessary to support our opinions on the financial statements, but not to the extent necessary to opine on the effectiveness of the City's internal control. Accordingly, we have not opined on it.

A *deficiency in internal control* exists when the design or operation of a control does not allow management or employees, when performing their assigned functions, to prevent, or detect and timely correct misstatements. A *material weakness* is a deficiency, or combination of internal control deficiencies resulting in a reasonable possibility that internal control will not prevent or detect and timely correct a material misstatement of the City's financial statements. A *significant deficiency* is a deficiency, or a combination of deficiencies, in internal control that is less severe than a material weakness, yet important enough to merit attention by those charged with governance.

Our consideration of internal control was for the limited purpose described in the first paragraph of this section and was not designed to identify all internal control deficiencies that might be material weaknesses or significant deficiencies. Given these limitations, we did not identify any deficiencies in internal control that we consider material weaknesses. However, unidentified material weaknesses may exist.

***Compliance and Other Matters***

As part of reasonably assuring whether the City's financial statements are free of material misstatement, we tested its compliance with certain provisions of laws, regulations, contracts, and grant agreements, noncompliance with which could directly and materially affect the determination of financial statement amounts. However, opining on compliance with those provisions was not an objective of our audit and accordingly, we do not express an opinion. The results of our tests disclosed no instances of noncompliance or other matters we must report under *Government Auditing Standards*.

***Purpose of this Report***

This report only describes the scope of our internal control and compliance testing and our testing results, and does not opine on the effectiveness of the City's internal control or on compliance. This report is an integral part of an audit performed under *Government Auditing Standards* in considering the City's internal control and compliance. Accordingly, this report is not suitable for any other purpose.

A handwritten signature in black ink that reads "Dave Yost". The signature is written in a cursive style with a large, looping "D" and "Y".

**Dave Yost**  
Auditor of State  
Columbus, Ohio

June 4, 2018

COMPREHENSIVE ANNUAL

2017

Financial Report

For the year ended December 31, 2017.



THE CITY OF WILLOUGHBY, OHIO





# 2017

# COMPREHENSIVE ANNUAL FINANCIAL REPORT

*for the year ended December 31, 2017*

---

*The City of*  
**Willoughby, Ohio**

---

Publication of the Comprehensive Annual Financial Report of the City of Willoughby has been made possible by the personnel of the Finance Department.

*Director of Finance*  
Diane C. Bosley, CPA

*Deputy Finance Director*  
Cherrilyn Hoffman

*Administrative Assistant*  
Mia A. Cook

*Finance Staff*  
Nancy Kukoleck  
Veronica Novotney  
Christine Pedersen  
Debbie Schreibman

*The City of*  
**Willoughby, Ohio**  
**Comprehensive Annual Financial Report**  
*For the Year Ended December 31, 2017*

***TABLE OF CONTENTS***

**INTRODUCTORY SECTION**

Title Page with Staff .....	i
Table of Contents.....	ii
Letter of Transmittal .....	v
Organizational Chart.....	ix
List of Principal Officials .....	x
GFOA Certificate of Achievement .....	xi

**FINANCIAL SECTION**

Independent Auditor’s Report.....	1
Management’s Discussion and Analysis .....	5

***Basic Financial Statements:***

***Government-wide Financial Statements:***

Statement of Net Position.....	18
Statement of Activities .....	19

***Fund Financial Statements:***

Balance Sheet ~ Governmental Funds.....	20
Reconciliation of Total Governmental Fund Balances to Net Position of Governmental Activities .....	21
Statement of Revenues, Expenditures, and Changes in Fund Balances - Governmental Funds .....	22
Reconciliation of the Statement of Revenues, Expenditures, and Changes In Fund Balances of Governmental Funds to the Statement of Activities .....	23
Statement of Revenues, Expenditures, and Changes in Fund Balance ~ Budget (Non-GAAP Basis) and Actual ~ General Fund.....	24
Statement of Net Position ~ Proprietary Funds .....	25
Statement of Revenues, Expenses, and Changes in Net Position ~ Proprietary Funds .....	26
Statement of Cash Flows ~ Proprietary Funds .....	27
Statement of Fiduciary Assets and Liabilities ~ Fiduciary Funds .....	29

<b><i>Notes to the Basic Financial Statements</i></b> .....	30
---	----

# *TABLE OF CONTENTS*

***Required Supplementary Information:***

Schedule of the City’s Proportionate Share of the Net Pension Liability–OPERS.....	80
Schedule of the City’s Proportionate Share of the Net Pension Liability-OP&F.....	81
Schedule of City Contributions-OPERS.....	82
Schedule of City Contributions-OP&F.....	83
Changes in Assumptions-OPERS.....	84

***Supplemental Information***

***Individual Fund Schedules of Revenues, Expenditures/Expenses and Changes in Fund Balances/Equity ~ Budget (Non-GAAP Basis) and Actual:***

Major Funds

General Fund.....	86
Capital Projects Fund.....	87
General Bond Retirement Fund.....	88
Golf Course Fund.....	89
Sewer Fund.....	90

***Combining Statements and Individual Fund Schedules:***

Combining Statements ~ Nonmajor Funds

Fund Descriptions.....	92
Combining Balance Sheet ~ Nonmajor Governmental Funds.....	94
Combining Statement of Revenues, Expenditures and Changes in Fund Balances ~ Nonmajor Governmental Funds.....	95
Combining Balance Sheet ~ Nonmajor Special Revenue Funds.....	96
Combining Statement of Revenues, Expenditures and Changes in Fund Balances ~ Nonmajor Special Revenue Funds.....	98

Nonmajor Funds

Fire Pension Fund.....	100
Police Pension Fund.....	101
Law Enforcement Fund.....	102
Recreation Fund.....	103
Street Construction Maintenance and Repair Fund.....	104
State Highway Fund.....	105
Road and Bridge Fund.....	106
Corporate Maintenance Fund.....	107
Enforcement and Education Fund.....	108
Indigent Drivers Treatment Fund.....	109
Court Computer Fund.....	110
General Special Projects Fund.....	111
Special Projects DUI Fund.....	112
Urban Forest Management Fund.....	113
Victims Assistance Fund.....	114
Police Continuing Professional Training Fund.....	115
Street Lighting Fund.....	116
Special Assessments Fund.....	117
Cemetery Care Fund.....	118
Workers’ Compensation Retro Rating Fund.....	119

# *TABLE OF CONTENTS*

Combining Statements ~ Fiduciary Funds	
Fund Descriptions.....	120
Combining Statement of Changes in Assets and Liabilities ~ Agency Funds.....	121

## **STATISTICAL SECTION**

Net Position by Component ~ Last Ten Years.....	S2
Changes in Net Position ~ Last Ten Years.....	S3-S4
Governmental Activities Tax Revenues by Source ~ Last Ten Years.....	S5
Fund Balances of Governmental Funds ~ Last Nine Years.....	S6
Fund Balances of Governmental Funds ~ Prior One Year.....	S7
Changes in Fund Balances of Governmental Funds ~ Last Ten Years.....	S8
General Governmental Tax Revenues by Source ~ Last Ten Years.....	S9
Income Tax Revenue Base and Collections ~ Last Ten Years.....	S10
Top Ten Income Tax Withholders and Top Fifty Withholders by Classification Current Year and Nine Years Ago.....	S10
Assessed Value and Estimated Actual Value of Taxable Property ~ Last Ten Years.....	S11
Property Tax Rates ~ Direct and Overlapping Governments ~ Last Ten Years.....	S12
Property Tax Levies and Collections ~ Real and Public Utility Only ~ Last Ten Years .....	S13
Ratio of Outstanding Debt by Type ~ Last Ten Years.....	S14
Ratio of General Bonded Debt Outstanding ~ Last Ten Years.....	S15
Direct and Overlapping General Obligation Bonded Debt.....	S16
Legal Debt Margin Information ~ Last Ten Years .....	S17
Pledged - Revenue Coverage ~ Last Ten Years.....	S18
Demographic and Economic Statistics ~ Last Ten Years .....	S19
Income Tax Filers by Income Level ~ Tax Years 2016 and 2008.....	S20
Full Time City Employees by Function/Program ~ Last Ten Years.....	S21
Operating Indicators by Function/Program ~ Last Ten Years.....	S22
Capital Asset Statistics by Function/Program ~ Last Ten Years.....	S23



---

# City Of Willoughby

Robert A. Fiala  
Mayor and Safety Director

June 4, 2018

To the Mayor, Members of Council and  
Residents of the City of Willoughby, Ohio:

The Comprehensive Annual Financial Report (CAFR) of the City of Willoughby for the fiscal year ended December 31, 2017 is hereby submitted. State law requires that all public offices shall file a financial report for each fiscal year. The law also requires that the report be submitted within one hundred fifty days of the close of the fiscal year.

The City of Willoughby, and specifically the Finance Department, assumes responsibility for the accuracy, completeness, fairness of presentation, and all disclosures contained within this report. Management of the City is responsible for establishing and maintaining an internal control structure designed to ensure that the assets of the City are protected from loss, theft or misuse and to ensure that adequate accounting data is compiled to allow for the preparation of financial statements in conformity with Generally Accepted Accounting Principles (GAAP). The internal control structure is designed to provide reasonable, but not absolute, assurance that these objectives are met. The concept of reasonable assurance recognizes that:

- 1) the cost of a control should not exceed the benefits likely to be derived; and
- 2) the valuation of costs and benefits requires estimates and judgments by management.

The City's financial statements have been audited by Dave Yost, Auditor of State for the State of Ohio. The goal of the audit was to provide reasonable assurance that the financial statements of the City for the year ended December 31, 2017, are free of material misstatement. The audit involved testing evidence supporting the amounts and disclosures in the financial statements; assessing the accounting principles used and the significant estimates made by management; and evaluation of the overall financial statement presentation. Based upon the audit, the independent auditor concluded that there was a reasonable basis for rendering an unmodified opinion that the City's financial statements for the fiscal year ended December 31, 2017, are fairly presented in conformity with GAAP. The Independent Auditor's Report is presented at the front of the financial section of this report.

The Management discussion and analysis (MD&A) immediately follows the independent auditor's report and provides a narrative summarizing and analyzing the basic financial statements. The MD&A compliments this letter of transmittal and should be read in conjunction with it.

## **PROFILE OF THE GOVERNMENT**

The Village of Willoughby was incorporated in 1853 under laws of the State of Ohio. On June 19, 1951, a voter-approved charter became effective establishing the City of Willoughby and a Mayor-Council form of government. The City is 9.9 square miles and serves a population of 22,268. The City, a suburb of Cleveland, is located in Lake County within Northeastern Ohio.

The City operates and is governed by its Charter. The City is also subject to some general laws applicable to all cities. Under the Ohio Constitution, the City may exercise all powers of local self-government and police powers to the extent that they do not conflict with applicable general laws.

Legislative authority is vested in a seven-member Council which is elected for a two-year term. The Council fixes compensation of City officials and employees and enacts ordinances and resolutions relating to city services, tax levies, appropriating and borrowing money, licensing and regulating businesses and trades and other municipal services. The presiding officer is the President, who is elected by the Council for a one-year term. The Charter establishes certain administrative departments. Council may establish divisions of those departments and additional departments. The Council serves the citizens of Willoughby on a part-time basis.

The City's Chief Executive and Administrative Officer is the Mayor who is elected by the voters for a four-year term. The Mayor appoints, subject to the approval of Council, all the directors of the City departments. The Mayor serves full-time as both Mayor and Safety Director.

The City of Willoughby provides a full range of services including:

- ◆ police and fire protection
- ◆ parks
- ◆ sanitary sewers
- ◆ 18-hole municipal golf course
- ◆ the construction and maintenance of roads and other infrastructure
- ◆ cultural and recreation activities

Water service is provided to the City by Lake County and is under the supervision and governance of the Lake County Commissioners and is included in their own separately released financial report. The Willoughby-Eastlake School District and the Willoughby Library do not meet the criteria for inclusion in these financial statements.

The City of Willoughby maintains budgetary controls. The objective of these budgetary controls is to ensure compliance with legal provisions embodied in the annual appropriated budget approved by the City's governing body. The City's annual appropriated budget includes all funds except agency funds. The level of budgetary control (the level at which expenditures cannot legally exceed the appropriated amount) for those funds paying wages is at the branch level and within each branch at the account classification level of personal services and benefits. For other account classifications including services and supplies, capital and transfers the level of control selected by Council is at the fund level. The City also maintains an encumbrance accounting system as one technique of accomplishing budgetary control. Budget-to-actual comparisons are provided in this report for each individual fund for which an appropriated annual budget has been adopted.

## **LOCAL ECONOMY**

The City's economic base is highly diversified. Willoughby is home to the eighth largest number of manufacturing firms in the State of Ohio. The City is home to companies including Bescast Inc., BevCorp LLC, and Cast Nylons Company.

In addition to our significant manufacturing base, the City is also home to Lake Health which has managed to remain an independent health care system while establishing partnerships with the world renowned Cleveland Clinic for heart surgery and University Hospital System of Cleveland for world class cancer care.

The City also offers a full complement of commercial areas and retail establishments as well as a vital historic downtown. The City has several new residential construction projects ranging from condominiums to stand alone houses with valuations of \$185,000 to \$450,000. These new developments complement our existing neighborhoods and business areas.

### **MAJOR INITIATIVES**

The City continued work on various sanitary sewer projects and WPCC plant modernization in 2017. Approximately \$1 million dollars was spent on road rehabilitation and resurfacing through a tax levy provided by the voters of the City. This was renewed for five years in 2016.

The City entered into a joint collaboration with the Willoughby-Eastlake School System and Lake County YMCA for building a new senior center. This will be part of Union Village and include shared spaces as well as the center building.

The City also accepted a donation of land and buildings of the former Willoughby Tech Center. This property located in our downtown area is under contract for private re-development. It will include retail, residential and office uses.

### **RELEVANT FINANCIAL POLICIES**

Union contracts were negotiated and completed in 2016. The three-year contracts were settled with 2.5% wage increases in each year along with annual increases in the employee share of health insurance costs.

### **LONG TERM FINANCIAL PLANNING**

The City implemented a storm water fee to assist in funding future infrastructure projects. This fee is collected by the Lake County Storm Water Authority as a special assessment on property tax bills. The fee is generating approximately \$700,000 annually after administrative costs, which may be used for financing and direct payment of storm water projects.

The City established a formal self-insurance program for liabilities arising from the City's participation in the State's Workers' Compensation Retrospective Rating Plan in 2014. The City, because of previous exposure, expected to see a significant increase in rates and chose to prefund liabilities in 2013. The effect of this prefunding was to smooth costs into the future.

In 2015 and 2016, the City went back into the State Fund. The State Fund changed to a prospective rating and collection system which allowed the City a 50% credit on its rate for those two years. In 2017, the City participated in the Ohio Municipal League Group Retrospective rating plan.

### **AWARDS & ACKNOWLEDGMENTS**

The Government Finance Officers Association of the United States and Canada (GFOA) awarded a Certificate of Achievement of Excellence in Financial Reporting to the City of Willoughby for its


Comprehensive Annual Financial Report for the fiscal year ended December 31, 2016. This was the 31<sup>st</sup> consecutive year that the City of Willoughby has achieved this prestigious award. In order to be awarded a Certificate of Achievement, the City of Willoughby published an easily readable and efficiently organized Comprehensive Annual Financial Report. This report must satisfy both Generally Accepted Accounting Principles and applicable legal requirements.

A Certificate of Achievement is valid for a period of one year only. We believe that our current Comprehensive Annual Financial Report continues to meet the Certificate of Achievement Program's requirements and we are submitting it to the GFOA to determine its eligibility for another certificate.

The preparation of the Comprehensive Annual Financial Report, on a timely basis, was made possible by the dedicated service of the entire staff of the Finance Department. Each member of the department has our sincere appreciation for the contributions made in the preparation of this report.

In closing, we express gratitude to our prior administration, led by Mayor David E. Anderson and Finance Director Raymond J. Rogowski and the entire Council.

Respectfully submitted,



Diane C. Bosley, CPA  
Finance Director



Cherrilyn Hoffman  
Deputy Finance Director



Enriched by its History

---

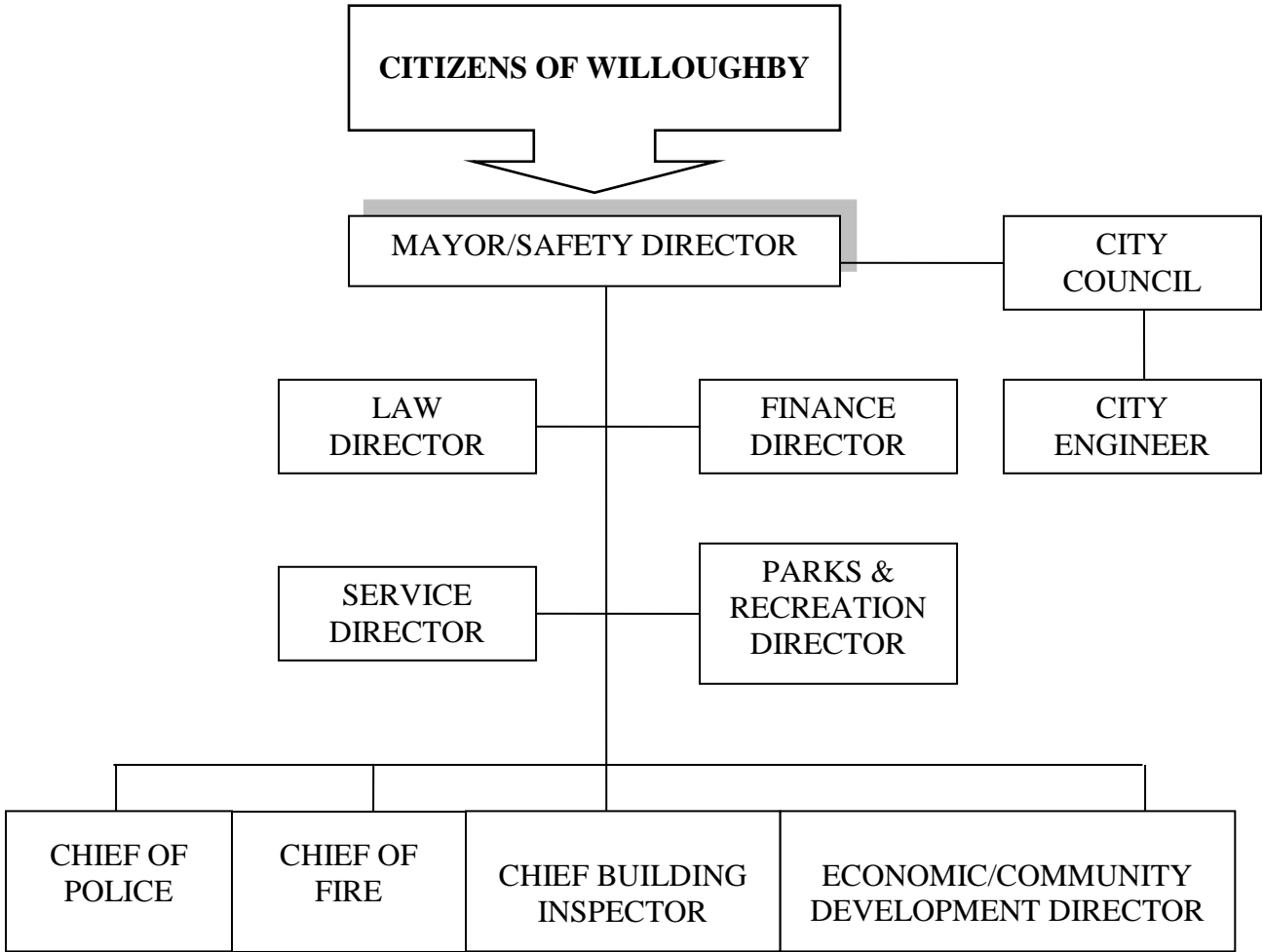
Prepared for  
its Future



THE CITY OF WILLOUGHBY, OHIO

# ORGANIZATIONAL CHART

*The City of*  
**Willoughby, Ohio**



# ELECTED & APPOINTED OFFICIALS

---

---

*The City of*  
**Willoughby, Ohio**

---

---

*Mayor*  
**David E. Anderson**

---

## CITY COUNCIL

*Ward 5*  
**Jerome P. Ranally / President**

*Ward 1*  
**Christopher W. Woodin**

*Ward 3*  
**Robert A. Fiala**

*Ward 6*  
**Robert J. Harrold**

*Ward 2*  
**Steve T. Norris**

*Ward 4*  
**Robert E. Carr**

*Councilman-At-Large*  
**Jeffrey H. Black**

---

*Director of Finance*  
**Raymond J. Rogowski**

*Director of Public Service*  
**Angelo Tomaselli**

*Director of Law*  
**John W. Wiles**

*Director of  
Parks & Recreation*  
**Judean Banker**



Government Finance Officers Association

**Certificate of  
Achievement  
for Excellence  
in Financial  
Reporting**

Presented to

**City of Willoughby  
Ohio**

For its Comprehensive Annual  
Financial Report  
for the Fiscal Year Ended

**December 31, 2016**

*Christopher P. Morill*

Executive Director/CEO



The City of Willoughby™

# Financial Information



THE CITY OF WILLOUGHBY, OHIO



# Dave Yost • Auditor of State

## INDEPENDENT AUDITOR'S REPORT

City of Willoughby  
Lake County  
One Public Square  
Willoughby, Ohio 44094

To the City Council:

### ***Report on the Financial Statements***

We have audited the accompanying financial statements of the governmental activities, the business-type activities, each major fund, and the aggregate remaining fund information of the City of Willoughby, Lake County, Ohio (the City), as of and for the year ended December 31, 2017, and the related notes to the financial statements, which collectively comprise the City's basic financial statements as listed in the table of contents.

### ***Management's Responsibility for the Financial Statements***

Management is responsible for preparing and fairly presenting these financial statements in accordance with accounting principles generally accepted in the United States of America; this includes designing, implementing, and maintaining internal control relevant to preparing and fairly presenting financial statements that are free from material misstatement, whether due to fraud or error.

### ***Auditor's Responsibility***

Our responsibility is to opine on these financial statements based on our audit. We audited in accordance with auditing standards generally accepted in the United States of America and the financial audit standards in the Comptroller General of the United States' *Government Auditing Standards*. Those standards require us to plan and perform the audit to reasonably assure the financial statements are free from material misstatement.

An audit requires obtaining evidence about financial statement amounts and disclosures. The procedures selected depend on our judgment, including assessing the risks of material financial statement misstatement, whether due to fraud or error. In assessing those risks, we consider internal control relevant to the City's preparation and fair presentation of the financial statements in order to design audit procedures that are appropriate in the circumstances, but not to the extent needed to opine on the effectiveness of the City's internal control. Accordingly, we express no such opinion. An audit also includes evaluating the appropriateness of management's accounting policies and the reasonableness of their significant accounting estimates, as well as our evaluation of the overall financial statement presentation.

We believe the audit evidence we obtained is sufficient and appropriate to support our audit opinions.

### **Opinion**

In our opinion, the financial statements referred to above present fairly, in all material respects, the respective financial position of the governmental activities, the business-type activities, each major fund, and the aggregate remaining fund information of the City of Willoughby, Lake County, Ohio, as of December 31, 2017, and the respective changes in financial position and, where applicable, cash flows thereof and the budgetary comparison for the General Fund thereof for the year then ended in accordance with the accounting principles generally accepted in the United States of America.

### **Other Matters**

#### *Required Supplementary Information*

Accounting principles generally accepted in the United States of America require this presentation to include *management's discussion and analysis*, and schedules of net pension liabilities and pension contributions listed in the table of contents, to supplement the basic financial statements. Although this information is not part of the basic financial statements, the Governmental Accounting Standards Board considers it essential for placing the basic financial statements in an appropriate operational, economic, or historical context. We applied certain limited procedures to the required supplementary information in accordance with auditing standards generally accepted in the United States of America, consisting of inquiries of management about the methods of preparing the information and comparing the information for consistency with management's responses to our inquiries, to the basic financial statements, and other knowledge we obtained during our audit of the basic financial statements. We do not opine or provide any assurance on the information because the limited procedures do not provide us with sufficient evidence to opine or provide any other assurance.

#### *Supplementary and Other Information*

Our audit was conducted to opine on the City's basic financial statements taken as a whole.

The introductory section, the financial section's combining statements, individual fund statements and schedules and the statistical section information present additional analysis and are not a required part of the basic financial statements.

The statements and schedules are management's responsibility, and derive from and relate directly to the underlying accounting and other records used to prepare the basic financial statements. We subjected this information to the auditing procedures we applied to the basic financial statements. We also applied certain additional procedures, including comparing and reconciling this information directly to the underlying accounting and other records used to prepare the basic financial statements or to the basic financial statements themselves in accordance with auditing standards generally accepted in the United States of America. In our opinion, this information is fairly stated in all material respects in relation to the basic financial statements taken as a whole.

We did not subject the introductory section and statistical section information to the auditing procedures applied in the audit of the basic financial statements and, accordingly, we express no opinion or any other assurance on them.



***Other Reporting Required by Government Auditing Standards***

In accordance with *Government Auditing Standards*, we have also issued our report dated June 4, 2018, on our consideration of the City's internal control over financial reporting and our tests of its compliance with certain provisions of laws, regulations, contracts and grant agreements and other matters. That report describes the scope of our internal control testing over financial reporting and compliance, and the results of that testing, and does not opine on internal control over financial reporting or on compliance. That report is an integral part of an audit performed in accordance with *Government Auditing Standards* in considering the City's internal control over financial reporting and compliance.

A handwritten signature in black ink that reads "Dave Yost". The signature is written in a cursive style with a large, looping "D" and "Y".

**Dave Yost**  
Auditor of State  
Columbus, Ohio

June 4, 2018



The City of Willoughby™

---

---

**CITY OF WILLOUGHBY, OHIO**  
**MANAGEMENT'S DISCUSSION AND ANALYSIS**  
**FOR THE YEAR ENDED DECEMBER 31, 2017**  
**UNAUDITED**

---

---

The discussion and analysis of the City of Willoughby's financial performance provides an overall review of the City's financial activities for the fiscal year ended December 31, 2017. The intent of this discussion and analysis is to look at the City's financial performance as a whole. Readers are encouraged to consider the information presented here in conjunction with the additional information contained in the transmittal letter, financial statements and the notes to those financial statements to enhance their understanding of the City's performance.

**Financial Highlights**

The assets and deferred outflows of resources of the City of Willoughby exceeded liabilities and deferred inflows by \$60,413,986. Assets and deferred outflows of resources in Governmental activities exceeded liabilities and deferred inflows of resources by \$34,402,893 and by \$26,011,093 in Business-Type activities. The total assets and deferred outflows of the City increased by \$9,224,070.

Total liabilities and deferred inflows of resources of the City of Willoughby increased \$10,605,607 as compared to 2016. The total liabilities and deferred inflows of resources of governmental activities increased by \$5,698,511 and the total liabilities and deferred inflows of business type-activities increased by \$4,907,096.

As a result of the reporting requirements of GASB 68, the City is showing a deficit total net position unrestricted of \$19,086,588. The deficit increased by \$3,057,336 in Governmental activities and decreased by \$182,245 in Business-Type activities. More information regarding these reporting changes follows in this analysis.

The overall financial condition of the City reflects a reduction of \$1,381,537 in comparing the net position of 2017 to 2016. Governmental Activities decreased by \$1,429,678 while Business-Type activities increased by \$48,141.

**GASB Statement 68 Reporting Standard**

In 2015, the City adopted GASB Statement 68, "Accounting and Financial Reporting for Pensions—an Amendment of GASB Statement 27," which significantly revised accounting for pension costs and liabilities. For reasons discussed below, many end users of this financial statement will gain a clearer understanding of the City's actual financial condition by adding deferred inflows related to pension and the net pension liability to the reported net position and subtracting deferred outflows related to pension.

Governmental Accounting Standards Board standards are national and apply to all government financial reports prepared in accordance with generally accepted accounting principles. When accounting for pension costs, GASB 27 focused on a funding approach. This approach limited pension costs to contributions annually required by law, which may or may not be sufficient to fully fund each plan's *net pension liability*. GASB 68 takes an earnings approach to pension accounting; however, the nature of Ohio's statewide pension systems and state law governing those systems requires additional explanation in order to properly understand the information presented in these statements.

Under the standards required by GASB 68, the net pension liability equals the City's proportionate share of each plan's collective:

1. Present value of estimated future pension benefits attributable to active and inactive employees' past service
2. Minus plan assets available to pay these benefits

---

---

**CITY OF WILLOUGHBY, OHIO**  
**MANAGEMENT'S DISCUSSION AND ANALYSIS**  
**FOR THE YEAR ENDED DECEMBER 31, 2017**  
**UNAUDITED**

---

---

GASB notes that pension obligations, whether funded or unfunded, are part of the “employment exchange” – that is, the employee is trading his or her labor in exchange for wages, benefits, and the promise of a future pension. GASB noted that the unfunded portion of this pension promise is a present obligation of the government, part of a bargained-for benefit to the employee, and should accordingly be reported by the government as a liability since they received the benefit of the exchange. However, the City is not responsible for certain key factors affecting the balance of this liability. In Ohio, the employee shares the obligation of funding pension benefits with the employer. Both employer and employee contribution rates are capped by State statute. A change in these caps requires action of both Houses of the General Assembly and approval of the Governor. Benefit provisions are also determined by State statute. The employee enters the employment exchange with the knowledge that the employer’s promise is limited not by contract but by law. The employer enters the exchange also knowing that there is a specific, legal limit to its contribution to the pension system. In Ohio, there is no legal means to enforce the unfunded liability of the pension system *as against the public employer*. State law operates to mitigate/lessen the moral obligation of the public employer to the employee, because all parties enter the employment exchange with notice as to the law. The pension system is responsible for the administration of the plan.

Most long-term liabilities have set repayment schedules or, in the case of compensated absences (i.e. sick and vacation leave), are satisfied through paid time-off or termination payments. There is no repayment schedule for the net pension liability. As explained above, changes in pension benefits, contribution rates, and return on investments affect the balance of the net pension liability, but are outside the control of the local government. In the event that contributions, investment returns, and other changes are insufficient to keep up with required pension payments, State statute does not assign/identify the responsible party for the unfunded portion. Due to the unique nature of how the net pension liability is satisfied, this liability is separately identified within the long-term liability section of the statement of net position.

In accordance with GASB 68, the City’s statements prepared on an accrual basis of accounting include an annual pension expense for their proportionate share of each plan’s change in net pension liability not accounted for as deferred inflows/outflows. The City reports a net pension asset and liability and deferred inflows/outflows of resources related to pension on the accrual basis of accounting.

**Using This Annual Financial Report**

This discussion and analysis is intended to serve as an introduction to the City’s basic financial statements. The City’s basic financial statements are comprised of three components: 1) government-wide financial statements, 2) fund financial statements, 3) notes to the basic financial statements. This report also contains other supplementary information in addition to the basic financial statements themselves.

***Government-wide Financial Statements - Reporting the City of Willoughby as a Whole***

The government-wide financial statements are designed to provide readers with a broad overview of the City’s finances, in a manner similar to a private-sector business.

The statement of net position presents information on all the City’s non-fiduciary assets, deferred outflows of resources, liabilities and deferred inflows of resources with the residual being reported as net position. Over time, increases or decreases in net position may serve as a useful indicator of whether the financial position of the City is improving or deteriorating. However, in evaluating the overall position of the City, nonfinancial factors such as the City’s tax base, change in property and income tax laws, and the condition of the capital assets should also be considered.

---

---

**CITY OF WILLOUGHBY, OHIO**  
**MANAGEMENT'S DISCUSSION AND ANALYSIS**  
**FOR THE YEAR ENDED DECEMBER 31, 2017**  
**UNAUDITED**

---

---

The statement of activities presents information showing how the City's net position changed during the most recent fiscal year. All changes in net position are reported as soon as the underlying event giving rise to the change occurs, regardless of the timing of related cash flows. Thus, revenues and expenses are reported in this statement for some items that will only result in cash flows in future fiscal periods (e.g., uncollected taxes and earned but unused vacation leave).

Both the statement of net position and the statement of activities use the accrual basis of accounting, similar to the accounting used by most private-sector companies. This basis of accounting takes into account all of the current year's revenues and expenses regardless of when cash is received or paid.

In the statement of net position and the statement of activities, we divide the City into two kinds of activities:

- ◆ ***Governmental activities:*** most of the City's basic services are reported here, including the police, fire, street maintenance, parks and recreation, and general administration. Income taxes, property taxes, and charges for service fund most of these activities.
- ◆ ***Business-type activities:*** the City charges a fee to customers to help it cover all or most of the cost of certain services it provides. The City's sewer system and golf course operations are reported here.

Government-wide financial statements can be found starting on page 18 of this report.

***Fund Financial Statements - Reporting the City of Willoughby's Most Significant Funds***

A fund is a grouping of related accounts that is used to maintain control over resources that have been segregated for specific activities or objects. The City of Willoughby, like other state and local governments, uses fund accounting to ensure and demonstrate compliance with finance-related legal requirements. All of the funds of the City can be divided into three categories: governmental funds, proprietary funds and fiduciary funds.

***Governmental Funds*** - are used to account for fundamentally the same functions reported as governmental activities in the government-wide financial statements. However, unlike the government-wide financial statements, governmental fund financial statements focus on near-term inflows and outflows of spendable resources, as well as on the balance of spendable resources available at the end of the fiscal year. Such information may be useful in evaluating a government's near-term financing requirements. These funds are reported using an accounting method called modified accrual accounting, which measures cash and all other financial assets and deferred outflow of resources that can readily be converted to cash. The governmental fund statements provide a detailed short-term view of the City's general government operations and the basic services it provides. Both the governmental fund balance sheet and the government fund statement of revenues, expenditures, and changes in fund balances provide a reconciliation to facilitate a comparison between governmental activities (reported in the statement of net position and the statement of activities) and governmental funds.

The City maintains 22 individual governmental funds. Information is presented separately in the governmental funds balance sheet and in the governmental funds statement of revenues, expenditures, and changes in fund balances, for the General fund, Capital Projects fund, and General Bond Retirement fund; these are considered to be major funds.

---

---

**CITY OF WILLOUGHBY, OHIO**  
**MANAGEMENT'S DISCUSSION AND ANALYSIS**  
**FOR THE YEAR ENDED DECEMBER 31, 2017**  
**UNAUDITED**

---

---

The General fund is the government's primary operating fund. It accounts for all financial resources of the City except those that are required to be accounted for in a separate fund. The Capital Projects fund is the City's primary fund for the purchase of capital assets not required for purchase by a separate fund. The General Bond Retirement fund accounts for resources accumulated and payments made for principal and interest on long-term debt of governmental funds.

Data from the other governmental funds are combined into single, aggregated presentation. Individual fund data for each of these nonmajor governmental funds is provided in the form of combining statements elsewhere in this report.

The City adopts an annual appropriated budget for each of its funds. A budgetary comparison statement (non-GAAP basis) has been provided for each governmental and proprietary fund to demonstrate budgetary compliance.

***Proprietary Funds*** - The City maintains two different types of proprietary funds. Enterprise funds are used to report the same functions presented as business-type activities in the government-wide financial statements. The City uses enterprise funds to account for its Sewer fund and Golf Course fund. Internal Service Funds are an accounting device used to accumulate and allocate costs internally to the City's various functions. The City has one Internal Service Fund to account for workers' compensation coverage.

Proprietary funds provide the same type of information as the government-wide financial statements, only in more detail. The proprietary fund financial statements provide separate information for the Sewer and Golf Course funds as they are considered major and for the Internal Service Fund.

The basic proprietary fund financial statements can be found starting on page 25 of this report.

***Fiduciary Funds*** - are used to account for resources held for the benefit of parties outside the government. Fiduciary funds are not reflected in the government-wide financial statements because the resources are not available to support the City's own programs. The City has only agency funds to report within the fiduciary fund category. Agency funds are reported on a full accrual basis and only present the statement of Fiduciary assets and liabilities.

***Notes to the Basic Financial Statements***

The notes provide additional information that is essential for a full understanding of the data provided in the government-wide and fund financial statements. The notes to the basic financial statements can be found starting on page 30 of this report.

***Other Information***

In addition to the basic financial statements and the accompanying notes, this report also presents certain other information that the City believes readers will find useful.

After the notes to the basic financial statements, this report presents required supplementary information concerning the City of Willoughby's proportionate share of net pension liability and required pension contributions. Required supplementary information can be found starting on page 80.

**CITY OF WILLOUGHBY, OHIO**  
**MANAGEMENT'S DISCUSSION AND ANALYSIS**  
**FOR THE YEAR ENDED DECEMBER 31, 2017**  
**UNAUDITED**

The combining statements referred to earlier in connection with nonmajor governmental funds are presented, as well as individual detailed budgetary comparisons for all funds. This information can be found starting on page 86 of this report.

**Government-wide Financial Analysis**

As noted earlier, the statement of net position looks at the City as a whole and can prove to be a useful indicator of the City's financial position. The statement of net position and the statement of activities are divided into the following categories:

- ◆ Assets
- ◆ Deferred Outflows of Resources
- ◆ Liabilities
- ◆ Deferred Inflows of Resources
- ◆ Net Position (Assets plus Deferred Outflows minus Deferred Inflows plus Liabilities)
- ◆ Program Expenses and Revenues
- ◆ General Revenues
- ◆ Net Position Beginning and End of Year

**The City of Willoughby as a Whole**

By far, the largest portion of the City's net position, at 9.13% greater value, is its investment in capital assets (e.g. land, infrastructure, building, machinery, and equipment), less any related debt used to acquire those assets that is still outstanding. The City uses those capital assets to provide services to its citizens; consequently these assets are not available for future spending. Although the City's investment is reported net of related debt and any deferred outflows/inflows of resources, it should be noted that resources needed to repay this debt must be provided from other sources, since the capital assets cannot be used to liquidate these liabilities. The following table provides a summary of the City's net position for 2017 compared to 2016.

	City of Willoughby's Net Position					
	Governmental Activities		Business-type Activities		Total Government	
	2017	2016	2017	2016	2017	2016
Current and other assets	\$ 31,882,307	\$ 28,985,342	\$ 3,877,504	\$ 2,567,085	\$ 35,759,811	\$ 31,552,427
Capital assets	60,021,736	58,052,779	39,269,534	35,894,809	99,291,270	93,947,588
Total Assets	91,904,043	87,038,121	43,147,038	38,461,894	135,051,081	125,500,015
Total Deferred Outflows of Resources	8,084,253	8,681,342	1,286,671	1,016,578	9,370,924	9,697,920
Current and other liabilities	7,740,594	8,183,760	963,128	434,915	8,703,722	8,618,675
Long term liabilities outstanding	53,374,266	48,009,548	17,375,464	12,997,578	70,749,730	61,007,126
Total Liabilities	61,114,860	56,193,308	18,338,592	13,432,493	79,453,452	69,625,801
Total Deferred Inflows of Resources	4,470,543	3,693,584	84,024	83,027	4,554,567	3,776,611
Net Position:						
Net Investment in						
Capital Assets	39,878,972	42,414,005	26,048,001	26,403,085	65,926,973	68,817,090
Restricted	12,987,934	8,825,243	585,667	364,687	13,573,601	9,189,930
Unrestricted (deficit)	(18,464,013)	(15,406,677)	(622,575)	(804,820)	(19,086,588)	(16,211,497)
<b>Total Net Position</b>	<b>\$ 34,402,893</b>	<b>\$ 35,832,571</b>	<b>\$ 26,011,093</b>	<b>\$ 25,962,952</b>	<b>\$ 60,413,986</b>	<b>\$ 61,795,523</b>

**CITY OF WILLOUGHBY, OHIO**  
**MANAGEMENT'S DISCUSSION AND ANALYSIS**  
**FOR THE YEAR ENDED DECEMBER 31, 2017**  
**UNAUDITED**

An additional portion of the City's net position, \$13,573,601 represents resources that have been restricted on how they may be used. The remaining balance of net position unrestricted may be used to meet the City's ongoing obligations to citizens and creditors. At the end of the current fiscal year, the City reported a deficit for net position unrestricted of \$19,086,588.

In order to further understand what makes up the changes in net position for the current year, the following table gives readers further details regarding the results of activities for the current and prior year.

	City of Willoughby's Change in Net Position					
	Governmental Activities		Business-type Activities		Total	
	2017	2016	2017	2016	2017	2016
<b>Revenues</b>						
Program Revenues						
Charges for Services	\$ 5,004,334	\$ 5,119,863	\$ 6,378,888	\$ 6,352,523	\$ 11,383,222	\$ 11,472,386
Operating Grants & Contributions	162,052	196,618			162,052	196,618
Capital Grants & Contributions	4,507,839	2,149,507	492,090	625,078	4,999,929	2,774,585
General Revenues						
Municipal Income Taxes	16,591,378	17,483,183			16,591,378	17,483,183
Property & Other Local Taxes	4,271,754	4,234,340			4,271,754	4,234,340
Grants & Entitlements	2,513,138	2,754,687			2,513,138	2,754,687
Investment Earnings	310,307	287,566	4,719	9,347	315,026	296,913
Miscellaneous	38,625	218,199	-	21,881	38,625	240,080
<b>Total Revenues</b>	<b>33,399,427</b>	<b>32,443,963</b>	<b>6,875,697</b>	<b>7,008,829</b>	<b>40,275,124</b>	<b>39,452,792</b>
<b>Expenses</b>						
General Government	7,615,451	7,502,423			7,615,451	7,502,423
Security of Persons & Property	17,114,368	16,929,668			17,114,368	16,929,668
Public Health & Welfare	450,245	472,575			450,245	472,575
Community Environment	1,138,817	960,453			1,138,817	960,453
Leisure Time Activities	2,469,539	2,303,814			2,469,539	2,303,814
Transportation	5,075,949	4,568,262			5,075,949	4,568,262
Basic Utility Services	575,820	685,382			575,820	685,382
Interest & Fiscal Charges	388,916	288,750			388,916	288,750
Golf Course			1,069,914	990,974	1,069,914	990,974
Sewer			5,757,642	5,493,683	5,757,642	5,493,683
<b>Total Expenses</b>	<b>34,829,105</b>	<b>33,711,327</b>	<b>6,827,556</b>	<b>6,484,657</b>	<b>41,656,661</b>	<b>40,195,984</b>
Change in Net Position	(1,429,678)	(1,267,364)	48,141	524,172	(1,381,537)	(743,192)
Net Position Beginning of Year	35,832,571	37,099,935	25,962,952	25,438,780	61,795,523	62,538,715
Net Position End of Year	\$ 34,402,893	\$ 35,832,571	\$ 26,011,093	\$ 25,962,952	\$ 60,413,986	\$ 61,795,523

**Governmental Activities**

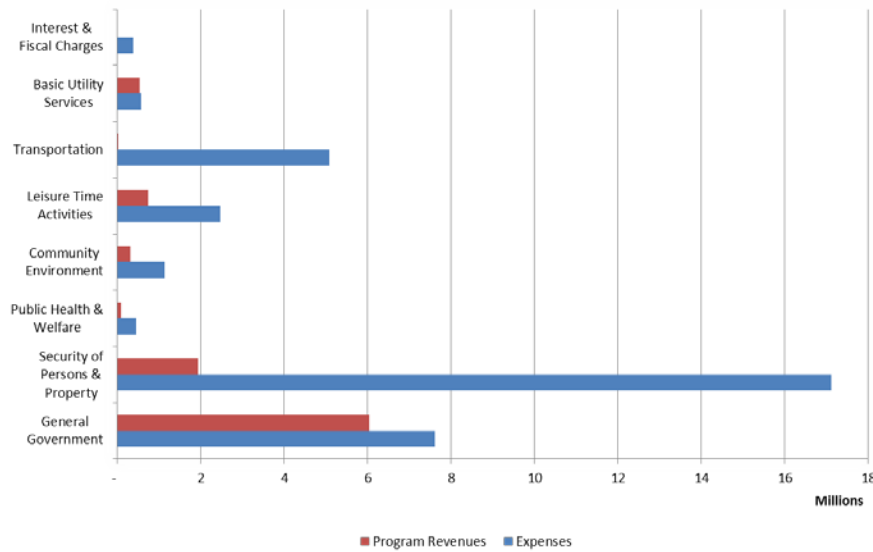
Income tax collections in governmental activities were down 5.1%. Grants and Entitlements decreased by 8.8%. Investment earnings increased by 7.9% in 2017. Capital Grants and Contributions increased by 109.7% with the receipt of equipment grants, storm sewer projects grants and donated land and buildings in 2017 compared with 2016.



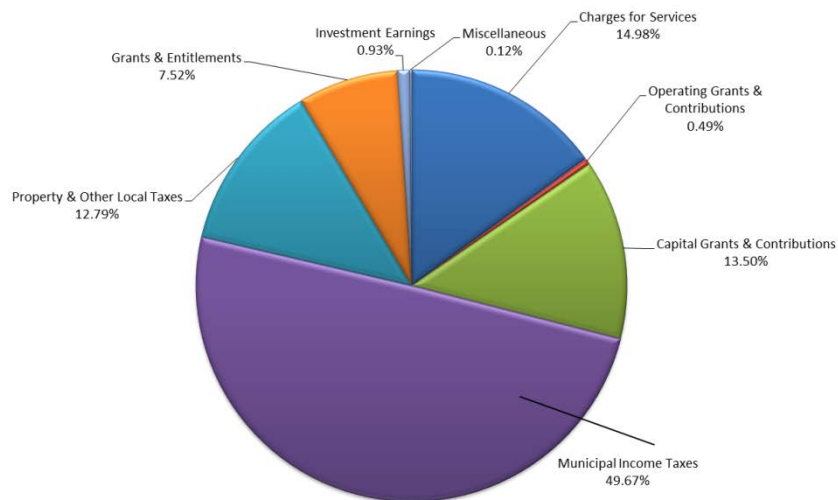
**CITY OF WILLOUGHBY, OHIO**  
**MANAGEMENT'S DISCUSSION AND ANALYSIS**  
**FOR THE YEAR ENDED DECEMBER 31, 2017**  
**UNAUDITED**

Expenses in governmental activities increased overall by 3.3%. While all functions were impacted by increased personnel costs and higher pension liability expense recognition, the largest percentage increase of 18.6% was for Community Environment. In 2017 there was higher spending for sidewalks, tree planting and other contract services compared to 2016. The largest reduction was in Basic Utility Services (16%) with reduced repair and maintenance costs in 2017 compared to 2016.

**Expenses & Program Revenues - Governmental Activities**



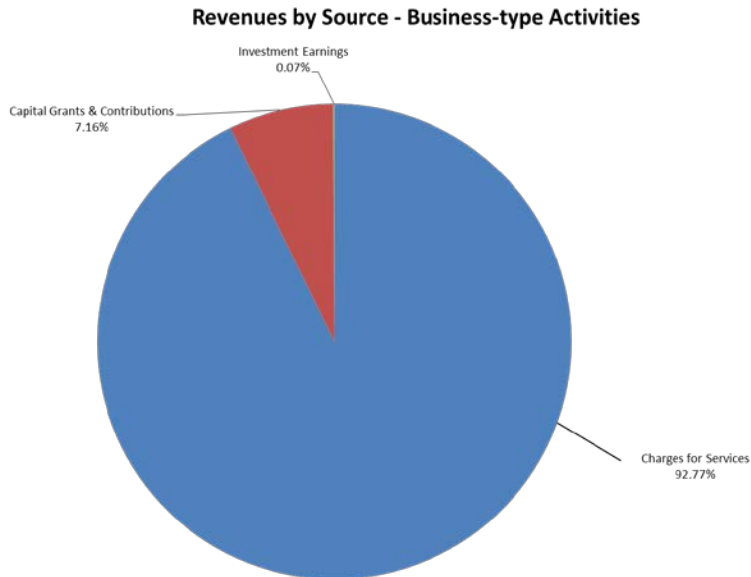
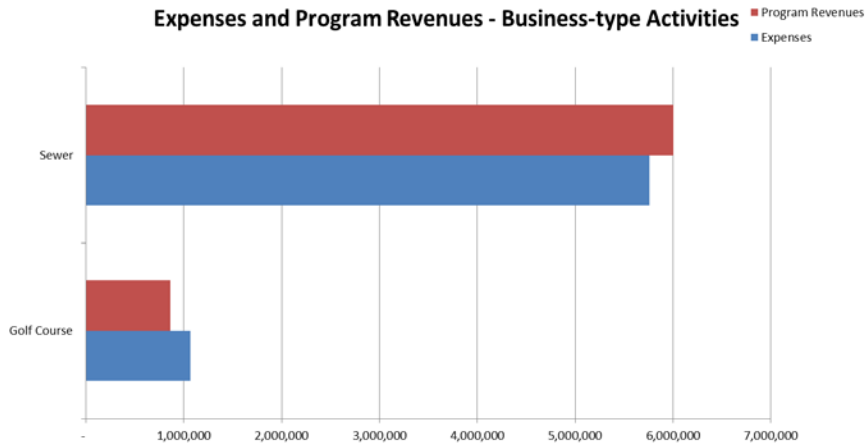
**Revenues by Source - Governmental Activities**



**CITY OF WILLOUGHBY, OHIO**  
**MANAGEMENT’S DISCUSSION AND ANALYSIS**  
**FOR THE YEAR ENDED DECEMBER 31, 2017**  
**UNAUDITED**

**Business-Type Activities**

Business-type activities account for 43% of the City of Willoughby’s total net position. The Golf Course saw decreased revenues in 2017 while the Sewer funds saw an increase in Charges for Services. Capital Grants and Contributions decreased 21.3% in 2017 with less improvement and projects funding than 2016. Business-type expenses increased by 5.3% overall in 2017 compared to 2016. Golf Course and Sewer expenses increased 8% and 4.8% respectively. The increases were primarily for higher wage and benefit costs and recognition of pension liability expense. The Golf Course was able to cover its own debt interest expense in 2017. That had not occurred in 2016.



---

---

**CITY OF WILLOUGHBY, OHIO**  
**MANAGEMENT'S DISCUSSION AND ANALYSIS**  
**FOR THE YEAR ENDED DECEMBER 31, 2017**  
**UNAUDITED**

---

---

**Financial Analysis of the City of Willoughby's Funds**

As noted earlier, the City uses fund accounting to ensure and demonstrate compliance with finance-related legal requirements.

**Governmental Funds** - The focus of the City's governmental funds is to provide information on near-term inflows, outflows, and balances of spendable resources. Such information is useful in assessing the City of Willoughby's financing requirements. In particular, unassigned fund balance may serve as a useful measure of the City's net resources available for spending at the end of the fiscal year.

Fund balances are the differences between assets and deferred outflows of resources compared to liabilities and deferred inflows of resources reported in a governmental fund. The nonspendable fund balance includes amounts that are not in spendable form, or amounts that are required to be maintained intact. Restricted fund balance include amounts that can be spent only for the specific purposes stipulated by external providers, such as grant providers or bondholders, as well as amounts that are restricted constitutionally or through legislation. Committed fund balance includes amounts that can be used only for specific purposes that are determined by a formal action of the City's highest level of decision-making authority. Assigned fund balance applies to amounts that are intended for specific purposes as expressed by the governing body or authorized official and applies to remaining resources in any governmental fund other than the general fund. Unassigned fund balance includes all amounts not contained in other classifications for the general fund and deficit fund balances in any other governmental fund.

At the end of the current fiscal year, the City of Willoughby's governmental funds report combined ending fund balances of \$16,459,399. This is \$3,934,159 greater than in 2016. General fund revenue was lower by just over \$310,000 but expenditures were also lower, so that with required operating transfers the net change in fund balance in 2017 was only \$139,578 less. The Capital Projects fund balance increased by \$4,447,772 due to refinancing of short-term debt past the following fiscal year end. The General Bond Retirement fund balance decreased minimally, with additional repayment of Golf course debt. Nonspendable fund balance of \$592,048 includes interfund loans, prepaids, inventory, and cemetery investments. Fund balances in the amount of \$3,347,488 are restricted primarily for debt service, roads and infrastructure, municipal court purposes, and drug and alcohol enforcement. Committed fund balance of \$6,837,900 for capital improvements is a significant increase over 2016. This includes storm water management projects and entering into a contract for a new senior center. Assigned fund balance of \$1,388,680 includes just over \$750,000 for future severance payments and other operating amounts for all of the program functions of government in the General fund. Unassigned fund balance has a balance of \$4,293,283 which represents all of the remaining funds, \$8,343,658 of the General fund reduced by the deficit unassigned balance (\$4,050,375) of the Capital Projects fund.

**Proprietary Funds** - The City's proprietary fund statements provide similar information to that found in the government-wide financial statements, but in more detail.

Unrestricted net position of the Golf Course fund reflects a deficit of (\$1,541,365) compared to (\$1,439,869) in 2016. The amount due to other funds increased to \$1,058,903 with the net effect of an advance from the General fund and the reassignment of Golf Course debt. Unrestricted net position of the Sewer fund increased from \$635,049 in 2016 to \$918,790 in 2017.

**General Fund Budgetary Highlights** -The year saw revenues under the amount forecasted by \$411,326 and expenditures \$2,014,237 under the amounts requested. Income tax was less than budgeted by \$590,726. The City Administration and Council continue to closely monitor and tighten expenditures by the General fund

**CITY OF WILLOUGHBY, OHIO**  
**MANAGEMENT'S DISCUSSION AND ANALYSIS**  
**FOR THE YEAR ENDED DECEMBER 31, 2017**  
**UNAUDITED**

departments. The City chooses to operate within its original budget framework even though some forecasts may be exceeded on the revenue side and expenditures will be contained.

**Capital Assets and Debt Administration**

*Capital Assets* - The City's investment in capital assets for governmental and business-type activities as of December 31, 2017, was \$99,291,270 (net of accumulated depreciation). This investment in capital assets includes land, construction in progress, buildings, improvements, machinery and equipment, as well as infrastructure including roads, sidewalks, bridges, traffic signals, street lights, storm sewers, curbs and gutters.

The City's investment in capital assets reflects an increase of nearly 5% over the prior year for governmental activities and increased over 6.6% for business-type activities. These changes are calculated before depreciation.

	City of Willoughby's Capital Assets					
	Governmental Activities		Business-type Activities		Total	
	2017	2016	2017	2016	2017	2016
Land	\$8,811,063	\$7,583,203	\$2,673,107	\$2,673,107	\$11,484,170	\$10,256,310
Construction in Progress	6,020,519	5,828,018	144,767	820,743	6,165,286	6,648,761
Buildings	25,105,485	22,469,414	25,883,703	20,207,269	50,989,188	42,676,683
Improvements	15,533,740	14,638,062	43,131,024	43,553,290	58,664,764	58,191,352
Machinery & Equipment	12,969,065	12,603,467	5,389,251	5,210,294	18,358,316	17,813,761
Infrastructure	52,512,587	52,118,043			52,512,587	52,118,043
Total Capital Assets	120,952,459	115,240,207	77,221,852	72,464,703	198,174,311	187,704,910
Accumulated Depreciation	(60,930,723)	(57,187,428)	(37,952,318)	(36,569,894)	(98,883,041)	(93,757,322)
Capital Assets (Net)	\$60,021,736	\$58,052,779	\$39,269,534	\$35,894,809	\$99,291,270	\$93,947,588

*Major capital asset events during 2017 were as follows:*

The City completed road repaving and rehabilitation projects utilizing road and bridge levy funds.

The City purchased three new Ford Explorers for use in the police department.

The fire department received a new ambulance and four Stryker power load cot systems for use with rescue squads.

The City received contributions of capital as a result of the Glenbury Subdivision III. The City also accepted land and building donations in relation to the Willoughby Tech Center from the Willoughby Eastlake school district. These properties are under contract for private redevelopment.

The City completed the Nason Basin Outlet storm water management project and continued work on the Quentin Road Basin and the WPCC Equalization Basin projects.

Plans for the new Senior Center, a joint collaboration with the Willoughby-Eastlake School District and the Lake County YMCA were finalized and construction begins in 2018.

**CITY OF WILLOUGHBY, OHIO**  
**MANAGEMENT'S DISCUSSION AND ANALYSIS**  
**FOR THE YEAR ENDED DECEMBER 31, 2017**  
**UNAUDITED**

Additional information regarding capital assets can be found starting on page 52 of the notes to the basic financial statements.

**Outstanding Debt** - The City's outstanding debt increased by \$8,216,885. The City continued to pay down outstanding bonds and loans in relation to Governmental Activities. For Business-type Activities, the City continued work on two additional sewer rehabilitation projects where loans were obtained.

City of Willoughby's Outstanding Debt at December 31						
	Governmental		Business-Type		Total	
	Activities		Activities			
	2017	2016	2017	2016	2017	2016
General Obligation Bonds	\$8,783,976	\$10,008,048			\$8,783,976	\$10,008,048
Enterprise Bonds w/ G.O. Commitment			\$2,595,000	\$2,595,000	2,595,000	2,595,000
OWDA & OPWC	5,269	6,503	10,647,250	6,921,585	10,652,519	6,928,088
Capital Notes Payable	11,400,000	5,680,000			11,400,000	5,680,000
Police Pension Liability	90,316	93,790			90,316	93,790
<b>TOTAL</b>	<b>\$20,279,561</b>	<b>\$15,788,341</b>	<b>\$13,242,250</b>	<b>\$9,516,585</b>	<b>\$33,521,811</b>	<b>\$25,304,926</b>

State Law limits the amount of debt a city can issue in general obligation bonds to 10.5% of assessed valuation. The City had an assessed valuation of \$587,734,490 at the end of 2017. The City has borrowed 54.3% of our limitation and some debt that is in our total is not subject to that limitation by state law because the debt was actually issued by another party (i.e. O.W.D.A. or O.P.W.C.).

Short-term debt was increased by \$100,000. The City reduced an outstanding note to \$5,650,000, of which \$30,000 is considered short-term with the remainder considered long-term for the Riverside Commons Special Assessment. There was a new note issuance for the Senior Center building in the amount of \$5,750,000. Additional information regarding the City's debt can be found starting on page 69 of the notes to the financial statements.

**Economic Factors and Next Year's Budget**

The City of Willoughby has remained strong despite a challenging environment in our state and national economy. These economic conditions, uncertainty in escalating health care costs, and cutbacks in intergovernmental revenues impact and influence decision making on financial matters. The Mayor and Council consider many factors when setting the budget each year and preserving our commitment to providing services to our citizens. The priorities include: public safety, investment in infrastructure, efforts to promote economic development and employment growth, and retaining adequate fund balances to ensure both financial flexibility and long term stability. The City keeps these in mind as it monitors revenues and expenditures on a continual basis. The City has adopted and continues to look for measures of cost containment as well as pursuing grants and low cost loans to fund operations and specific capital projects. The City has completed necessary capital improvements and continues to maintain the roads with the help provided by the road and bridge levy. The City will continue to monitor the local, regional and national economies and make business decisions that best provide for the needs of our citizens.

**CITY OF WILLOUGHBY, OHIO**  
**MANAGEMENT'S DISCUSSION AND ANALYSIS**  
**FOR THE YEAR ENDED DECEMBER 31, 2017**  
**UNAUDITED**

In conclusion, the implementation of GASB Statement No. 68 requires the reader to perform additional calculations to determine the City's Total Net Position at December 31, 2017 without the implementation of GASB Statement No. 68. This is an important exercise, as the State Pension Systems (OPERS & OP&F) collect, hold and distributes pensions to our employees, not the City of Willoughby. Overall with the exclusion of GASB 68, the net position improved in 2017 from 2016. These calculations are as follows:

	<b>Governmental</b>	<b>Business-Type</b>	
	<b>Activities</b>	<b>Activities</b>	<b>Total</b>
<b>Total Net Position at December 31, 2017 (with GASB 68)</b>	\$ 34,402,893	\$ 26,011,093	\$ 60,413,986
GASB 68 Calculations:			
Add: Deferred Inflows related to Pension	1,171,847	84,024	1,255,871
Net Pension Liability	32,466,040	3,274,621	35,740,661
Less: Deferred Outflows related to Pension	(8,037,772)	(1,265,954)	(9,303,726)
Net Pension Asset	(22,556)	(6,499)	(29,055)
<b>Total Net Position at December 31, 2017 (without GASB 68)</b>	<b>\$ 59,980,452</b>	<b>\$ 28,097,285</b>	<b>\$ 88,077,737</b>

**Requests for Information**

This financial report is designed to provide a general overview of the City of Willoughby for all those with an interest in the City's finances. Questions concerning any of the information provided in this report or requests for additional financial information should be addressed to the Director of Finance, City of Willoughby, One Public Square, Willoughby, Ohio, 44094.



The City of Willoughby™

**CITY OF WILLOUGHBY, OHIO**  
**STATEMENT OF NET POSITION**  
**DECEMBER 31, 2017**

	Governmental Activities	Business-Type Activities	Total
<b>ASSETS</b>			
Equity in City Treasury Cash and Investments	\$ 19,169,618	\$ 2,753,503	\$ 21,923,121
Inventory	123,830	43,335	167,165
Accrued Interest Receivable	40,148	12,625	52,773
Accounts Receivable	147,218	196,162	343,380
Prepaid Items	4,346	0	4,346
Intergovernmental Receivable	1,623,404	1,077,947	2,701,351
Taxes Receivable	8,856,727	0	8,856,727
Loan Receivable	130,000	0	130,000
Internal Balances	1,058,903	(1,058,903)	0
Restricted Assets - Cash Investments	0	846,336	846,336
Net Pension Asset	22,556	6,499	29,055
Special Assessments Receivable	705,557	0	705,557
Nondepreciable Capital Assets	14,831,582	2,817,874	17,649,456
Depreciable Capital Assets, Net	45,190,154	36,451,660	81,641,814
<b>TOTAL ASSETS</b>	<b>91,904,043</b>	<b>43,147,038</b>	<b>135,051,081</b>
<b>DEFERRED OUTFLOWS OF RESOURCES</b>			
Pension	8,037,772	1,265,954	9,303,726
Deferred Charge on Refunding	46,481	20,717	67,198
<b>TOTAL DEFERRED OUTFLOWS OF RESOURCES</b>	<b>8,084,253</b>	<b>1,286,671</b>	<b>9,370,924</b>
<b>LIABILITIES</b>			
Accounts Payable	443,079	813,795	1,256,874
Matured Compensated Absences Payable	244,387	0	244,387
Salaries, Wages and Benefits Payable	1,063,945	44,462	1,108,407
Accrued Interest Payable	154,444	104,855	259,299
Intergovernmental Payable	33,943	16	33,959
Notes Payable	5,780,000	0	5,780,000
Claims Payable	17,856	0	17,856
Matured Bonds and Interest Payable	2,940	0	2,940
Long-Term Liabilities:			
Due Within One Year	2,742,534	989,999	3,732,533
Due In More Than One Year			
Net Pension Liability	32,466,040	3,274,621	35,740,661
Other Amounts Due in More Than One Year	18,165,692	13,110,844	31,276,536
<b>TOTAL LIABILITIES</b>	<b>61,114,860</b>	<b>18,338,592</b>	<b>79,453,452</b>
<b>DEFERRED INFLOWS OF RESOURCES</b>			
Pension	1,171,847	84,024	1,255,871
Property Taxes	3,298,696	0	3,298,696
<b>TOTAL DEFERRED INFLOWS OF RESOURCES</b>	<b>4,470,543</b>	<b>84,024</b>	<b>4,554,567</b>
<b>NET POSITION</b>			
Net Investment in Capital Assets	39,878,972	26,048,001	65,926,973
Restricted for:			
Capital Projects	8,444,025	0	8,444,025
Debt Service	1,234,186	0	1,234,186
Equipment Replacement	0	585,667	585,667
Street Construction Maintenance and Repair	1,142,318	0	1,142,318
Security of Persons	905,501	0	905,501
Municipal Court	787,252	0	787,252
Other Purposes	150,780	0	150,780
Permanent Fund Purpose:			
Cemetery Fund	323,872	0	323,872
Unrestricted	(18,464,013)	(622,575)	(19,086,588)
<b>TOTAL NET POSITION</b>	<b>\$ 34,402,893</b>	<b>\$ 26,011,093</b>	<b>\$ 60,413,986</b>

See accompanying notes to the basic financial statements.



**CITY OF WILLOUGHBY, OHIO**  
**STATEMENT OF ACTIVITIES**  
**FOR THE YEAR ENDED DECEMBER 31, 2017**

	PROGRAM REVENUES				NET (EXPENSE) REVENUE AND CHANGES IN NET POSITION		
	Expenses	Charges for Services and Sales	Operating Grants, Contributions and Interest	Capital Grants and Contributions	Governmental Activities	Business-Type Activities	Total
<b>GOVERNMENTAL ACTIVITIES</b>							
General Government	\$ 7,615,451	\$ 2,347,217	\$ 0	\$ 3,697,090	\$ (1,571,144)		\$ (1,571,144)
Security of Persons and Property	17,114,368	1,610,882	53,052	276,120	(15,174,314)		(15,174,314)
Public Health and Welfare	450,245	95,195	0	0	(355,050)		(355,050)
Community Environment	1,138,817	312,957	0	0	(825,860)		(825,860)
Leisure Time Activities	2,469,539	637,174	109,000	0	(1,723,365)		(1,723,365)
Transportation	5,075,949	900	0	0	(5,075,049)		(5,075,049)
Basic Utility Services	575,820	9	0	534,629	(41,182)		(41,182)
Interest and Fiscal Charges	388,916	0	0	0	(388,916)		(388,916)
<b>TOTAL GOVERNMENTAL ACTIVITIES</b>	<b>34,829,105</b>	<b>5,004,334</b>	<b>162,052</b>	<b>4,507,839</b>	<b>(25,154,880)</b>		<b>(25,154,880)</b>
<b>BUSINESS-TYPE ACTIVITIES</b>							
Golf Course	1,069,914	865,255	0	0		\$ (204,659)	(204,659)
Sewer	5,757,642	5,513,633	0	492,090		248,081	248,081
<b>TOTAL BUSINESS-TYPE ACTIVITIES</b>	<b>6,827,556</b>	<b>6,378,888</b>	<b>0</b>	<b>492,090</b>		<b>43,422</b>	<b>43,422</b>
<b>TOTAL</b>	<b>\$41,656,661</b>	<b>\$11,383,222</b>	<b>\$162,052</b>	<b>\$4,999,929</b>	<b>(25,154,880)</b>	<b>43,422</b>	<b>(25,111,458)</b>
<b>GENERAL REVENUES</b>							
Property Taxes Levied for:							
					990,108		990,108
					1,406,009		1,406,009
					979,966		979,966
Income Taxes Levied for:							
					16,591,378		16,591,378
Other Taxes							
					173,667		173,667
					258,033		258,033
					207,027		207,027
					256,944		256,944
					2,513,138		2,513,138
					310,307	4,719	315,026
					38,625	0	38,625
<b>TOTAL GENERAL REVENUE</b>					<b>23,725,202</b>	<b>4,719</b>	<b>23,729,921</b>
<b>CHANGE IN NET POSITION</b>					<b>(1,429,678)</b>	<b>48,141</b>	<b>(1,381,537)</b>
<b>NET POSITION BEGINNING OF YEAR</b>					<b>35,832,571</b>	<b>25,962,952</b>	<b>61,795,523</b>
<b>NET POSITION END OF YEAR</b>					<b>\$ 34,402,893</b>	<b>\$ 26,011,093</b>	<b>\$ 60,413,986</b>

See accompanying notes to the basic financial statements.

**CITY OF WILLOUGHBY, OHIO**  
**BALANCE SHEET**  
**GOVERNMENTAL FUNDS**  
**AS OF DECEMBER 31, 2017**

	<u>GENERAL</u>	<u>CAPITAL PROJECTS</u>	<u>GENERAL BOND RETIREMENT</u>	<u>OTHER GOVERNMENTAL FUNDS</u>	<u>TOTAL GOVERNMENTAL FUNDS</u>
<b>ASSETS AND DEFERRED OUTFLOWS OF RESOURCES</b>					
<b>Assets:</b>					
Equity in City Treasury Cash and Investments	\$7,417,903	\$8,585,200	\$14,672	\$2,771,896	\$18,789,671
Inventory - Supplies	93,731	0	0	30,099	123,830
Accrued Interest Receivable	13,310	26,838	0	0	40,148
Accounts Receivable	144,465	0	0	2,753	147,218
Prepaid Items	4,346	0	0	0	4,346
Intergovernmental Receivable	881,430	8,965	55,000	678,009	1,623,404
Taxes Receivable	6,354,177	0	1,023,784	1,478,766	8,856,727
Loan Receivable	0	0	130,000	0	130,000
Due from Other Funds	135,000	5,000	918,903	0	1,058,903
Special Assessments Receivable	<u>0</u>	<u>0</u>	<u>0</u>	<u>705,557</u>	<u>705,557</u>
<b>TOTAL ASSETS</b>	<u>15,044,362</u>	<u>8,626,003</u>	<u>2,142,359</u>	<u>5,667,080</u>	<u>31,479,804</u>
<b>TOTAL ASSETS AND DEFERRED OUTFLOWS OF RESOURCES</b>					
	<u>\$15,044,362</u>	<u>\$8,626,003</u>	<u>\$2,142,359</u>	<u>\$5,667,080</u>	<u>\$31,479,804</u>
<b>LIABILITIES, DEFERRED INFLOWS OF RESOURCES AND FUND BALANCES</b>					
<b>Liabilities:</b>					
Accounts Payable	\$129,754	\$44,513	\$617	\$268,195	\$443,079
Matured Compensated Absences Payable	244,387	0	0	0	244,387
Salaries, Wages, and Benefits Payable	1,002,615	0	0	61,330	1,063,945
Intergovernmental Payable	2,374	0	0	31,569	33,943
Notes Payable	0	5,780,000	0	0	5,780,000
Matured Bonds & Interest Payable	<u>0</u>	<u>0</u>	<u>2,940</u>	<u>0</u>	<u>2,940</u>
<b>TOTAL LIABILITIES</b>	<u>1,379,130</u>	<u>5,824,513</u>	<u>3,557</u>	<u>361,094</u>	<u>7,568,294</u>
<b>Deferred Inflows of Resources:</b>					
Property Taxes	926,280	0	970,298	1,402,118	3,298,696
Unavailable Revenue - Income Tax	2,154,482	0	0	0	2,154,482
Unavailable Revenue - Grants and Entitlements	494,948	0	55,000	489,187	1,039,135
Unavailable Revenue - Special Assessments	0	0	0	705,557	705,557
Unavailable Revenue - Delinquent Property Taxes	50,416	0	53,486	76,648	180,550
Unavailable Revenue - Other	<u>73,691</u>	<u>0</u>	<u>0</u>	<u>0</u>	<u>73,691</u>
<b>TOTAL DEFERRED INFLOWS OF RESOURCES</b>	<u>3,699,817</u>	<u>0</u>	<u>1,078,784</u>	<u>2,673,510</u>	<u>7,452,111</u>
<b>Fund Balances:</b>					
Nonspendable	233,077	0	0	353,971	587,048
Restricted	0	8,965	1,060,018	2,278,505	3,347,488
Committed	0	6,842,900	0	0	6,842,900
Assigned	1,388,680	0	0	0	1,388,680
Unassigned (Deficit)	<u>8,343,658</u>	<u>(4,050,375)</u>	<u>0</u>	<u>0</u>	<u>4,293,283</u>
<b>TOTAL FUND BALANCES</b>	<u>9,965,415</u>	<u>2,801,490</u>	<u>1,060,018</u>	<u>2,632,476</u>	<u>16,459,399</u>
<b>TOTAL LIABILITIES, DEFERRED INFLOWS OF RESOURCES AND FUND BALANCES</b>					
	<u>\$15,044,362</u>	<u>\$8,626,003</u>	<u>\$2,142,359</u>	<u>\$5,667,080</u>	<u>\$31,479,804</u>

See accompanying notes to the basic financial statements.

<p><b>CITY OF WILLOUGHBY, OHIO</b>  <b>RECONCILIATION OF TOTAL GOVERNMENTAL FUND BALANCES TO</b>  <b>NET POSITION OF GOVERNMENTAL ACTIVITIES</b>  <b>AS OF DECEMBER 31, 2017</b></p>
--

<b>TOTAL GOVERNMENTAL FUND BALANCES</b>	<b>\$16,459,399</b>
Amounts reported for government activities in the statement of net position are different because:	
Capital assets used in governmental activities are not financial resources and therefore are not reported in the funds.	60,021,736
Other long-term assets are not available to pay for current-period expenditures and therefore are reported as unavailable revenue in the funds.	
Municipal Income Taxes	2,154,482
Delinquent Property Taxes	180,550
Grants and Entitlements	1,039,135
Charges for Services	44,896
Special Assessments	705,557
Fines and Forfeitures	28,795
Total	4,153,415
Internal service funds are used by management to charge costs of certain activities such as insurance to individual funds. Assets and liabilities of the Internal Service fund are included in Governmental Activities in the Statement of Net Position.	362,091
Charges on Refunding are being amortized over the life of the bonds in the statement of net position.	46,481
The net pension liability is not due and payable in the current period; therefore, the liability, asset and related deferred inflows/outflows are not reported in governmental funds.	
Net Pension Asset	22,556
Deferred Outflows-Pension	8,037,772
Deferred Inflows-Pension	(1,171,847)
Net Pension Liability	(32,466,040)
Total	(25,577,559)
Long-term liabilities, including bonds payable and accrued interest payable, are not due and payable in the current period and therefore are not reported in the funds.	
General Obligation Bonds	(8,783,976)
OPWC Loans	(5,269)
Bond Anticipation Notes	(5,620,000)
Police Pension Liability	(90,316)
Landfill Post Closure Care Liability	(450,252)
Compensated Absences	(5,958,413)
Accrued Interest Payable	(154,444)
Total	(21,062,670)
<b>NET POSITION OF GOVERNMENTAL ACTIVITIES</b>	<b><u>\$ 34,402,893</u></b>

See accompanying notes to the basic financial statements.

**CITY OF WILLOUGHBY, OHIO**  
**STATEMENT OF REVENUES, EXPENDITURES, AND CHANGES IN FUND BALANCES**  
**GOVERNMENTAL FUNDS**  
**FOR THE YEAR ENDED DECEMBER 31, 2017**

	<u>GENERAL</u>	<u>CAPITAL PROJECTS</u>	<u>GENERAL BOND RETIREMENT</u>	<u>OTHER GOVERNMENTAL FUNDS</u>	<u>TOTAL GOVERNMENTAL FUNDS</u>
<b>REVENUES:</b>					
Municipal Income Taxes	\$17,180,978	\$0	\$0	\$0	\$17,180,978
Property and Other Local Taxes	1,710,605	115,777	978,425	1,461,667	4,266,474
Intergovernmental	1,185,343	799,279	175,713	1,352,882	3,513,217
Charges for Services	1,361,837	0	0	369,043	1,730,880
Special Assessments	0	0	0	629,909	629,909
Fines and Forfeitures	1,998,300	0	0	380,468	2,378,768
Licenses & Permits	207,073	0	0	0	207,073
Interest	217,329	0	92,978	0	310,307
Miscellaneous	<u>250</u>	<u>32,385</u>	<u>0</u>	<u>5,990</u>	<u>38,625</u>
TOTAL REVENUES	<u>23,861,715</u>	<u>947,441</u>	<u>1,247,116</u>	<u>4,199,959</u>	<u>30,256,231</u>
<b>EXPENDITURES:</b>					
Current:					
General Government	6,386,200	88,661	24,146	285,017	6,784,024
Security of Persons and Property	12,797,971	42,092	0	2,277,635	15,117,698
Public Health and Welfare	447,666	4,895	0	0	452,561
Community Environment	946,461	8,675	0	85,591	1,040,727
Leisure Time Activities	894,744	22,561	0	1,058,842	1,976,147
Transportation	0	13,651	0	1,834,275	1,847,926
Basic Utility Services	73,251	0	0	0	73,251
Capital Outlay	0	1,969,134	0	1,012,997	2,982,131
Debt Service:					
Principal	0	0	1,196,234	0	1,196,234
Interest	<u>0</u>	<u>0</u>	<u>331,691</u>	<u>0</u>	<u>331,691</u>
TOTAL EXPENDITURES	<u>21,546,293</u>	<u>2,149,669</u>	<u>1,552,071</u>	<u>6,554,357</u>	<u>31,802,390</u>
EXCESS OF REVENUES OVER (UNDER) EXPENDITURES	2,315,422	(1,202,228)	(304,955)	(2,354,398)	(1,546,159)
OTHER FINANCING SOURCES (USES):					
Transfers In	0	30,000	225,000	2,455,000	2,710,000
Transfers Out	(2,455,000)	0	0	(255,000)	(2,710,000)
Proceeds of Bond Anticipation Notes	<u>0</u>	<u>5,620,000</u>	<u>0</u>	<u>0</u>	<u>5,620,000</u>
TOTAL OTHER FINANCING SOURCES (USES)	<u>(2,455,000)</u>	<u>5,650,000</u>	<u>225,000</u>	<u>2,200,000</u>	<u>5,620,000</u>
NET CHANGE IN FUND BALANCES	(139,578)	4,447,772	(79,955)	(154,398)	4,073,841
FUND BALANCE BEGINNING OF YEAR	10,103,167	(1,646,282)	1,139,973	2,928,382	12,525,240
CHANGE IN INVENTORY	<u>1,826</u>	<u>0</u>	<u>0</u>	<u>(141,508)</u>	<u>(139,682)</u>
FUND BALANCES END OF YEAR	<u>\$9,965,415</u>	<u>\$2,801,490</u>	<u>\$1,060,018</u>	<u>\$2,632,476</u>	<u>\$16,459,399</u>

See accompanying notes to the basic financial statements.

**CITY OF WILLOUGHBY, OHIO**  
**RECONCILIATION OF THE STATEMENT OF REVENUES, EXPENDITURES, AND**  
**CHANGES IN FUND BALANCES OF GOVERNMENTAL FUNDS TO THE**  
**STATEMENT OF ACTIVITIES**  
**FOR THE YEAR ENDED DECEMBER 31, 2017**

**NET CHANGES IN FUND BALANCES-TOTAL GOVERNMENTAL FUNDS** \$ 4,073,841

Amounts reported for government activities in the statement of activities are different because:

Government funds report capital outlays as expenditures. However, in the statement of activities, the cost of those assets is allocated over their estimated useful lives as depreciation expense. This is the amount by which depreciation exceeded capital outlays in the current period.

Capital Asset Additions	2,982,131	
Current Year Depreciation	<u>(4,711,136)</u>	
Total		(1,729,005)

The net effect of other transactions involving capital assets is an increase to net position.

Donations	3,715,390	
Disposal-net	<u>(17,426)</u>	
Total		3,697,964

Revenues in the statement of activities that do not provide current financial resources are not reported as revenues in the funds.

Municipal Income Taxes	(589,600)	
Delinquent Property Taxes	5,280	
Grants and Entitlements	(38,748)	
Charges for Services	(40,089)	
Special Assessments	87,684	
Fines and Forfeitures	<u>3,281</u>	
Total		(572,192)

The repayment of bond principal, police pension, and landfill closure costs are expenditures in the governmental funds but the repayment reduces long-term liabilities in the statement of net position.

1,254,931

Long-term debt proceeds are reported as other financing sources in the governmental funds but increase long-term liabilities on the statement of net position.

(5,620,000)

Some expenses reported in the statement of activities, including compensated absences and accrued interest, do not require the use of current financial resources and therefore are not reported as expenditures in governmental funds.

Compensated Absences	(32,115)	
Accrued Interest	(77,001)	
Amortization of Premium	29,072	
Amortization of Deferral on Refunding	(9,296)	
Change in Inventory	<u>(139,682)</u>	
Total		<u>(229,022)</u>

Contractually required contributions are reported as expenditures in governmental funds; however, the statement of net position reports these amounts as deferred outflows.

2,458,526

Except for amounts reported as deferred inflows/outflows, changes in the net pension liability are reported as pension expense in the statement of activities.

(4,750,051)

Internal service funds are used by management to account for a retrospective rating workers' compensation program. The net expense of the Internal Service fund is reported in the Governmental Activities.

(14,670)

**CHANGE IN NET POSITION OF GOVERNMENTAL ACTIVITIES**

**\$ (1,429,678)**

See accompanying notes to the basic financial statements.

**CITY OF WILLOUGHBY, OHIO**  
**STATEMENT OF REVENUES, EXPENDITURES, AND CHANGES**  
**IN FUND BALANCE - BUDGET(Non-GAAP Basis) AND ACTUAL**  
**GENERAL FUND**  
**FOR THE YEAR ENDED DECEMBER 31, 2017**

	<u>BUDGETED AMOUNTS</u>			<b>VARIANCE WITH FINAL BUDGET POSITIVE (NEGATIVE)</b>
	<u>ORIGINAL</u>	<u>FINAL</u>	<u>ACTUAL</u>	<u>(NEGATIVE)</u>
<b>REVENUES:</b>				
Municipal Income Taxes	\$17,543,747	\$17,543,747	\$16,953,021	(\$590,726)
Property and Other Local Taxes	1,668,184	1,668,184	1,692,578	24,394
Intergovernmental	1,192,373	1,192,373	1,191,168	(1,205)
Charges for Services	1,249,200	1,249,200	1,311,903	62,703
Fines and Forfeitures	1,949,500	1,949,500	2,018,325	68,825
Licenses and Permits	218,950	218,950	202,193	(16,757)
Interest Income	200,000	200,000	241,190	41,190
Other	<u>112,500</u>	<u>112,500</u>	<u>112,750</u>	<u>250</u>
Total Revenues	<u>24,134,454</u>	<u>24,134,454</u>	<u>23,723,128</u>	<u>(411,326)</u>
<b>EXPENDITURES:</b>				
Legislative- Council	123,142	123,142	117,267	5,875
Judicial- Municipal Court	2,367,637	2,367,637	1,918,542	449,095
Executive-Mayor	<u>21,821,541</u>	<u>21,821,541</u>	<u>20,262,274</u>	<u>1,559,267</u>
Total Expenditures	<u>24,312,320</u>	<u>24,312,320</u>	<u>22,298,083</u>	<u>2,014,237</u>
Excess of Revenues Over (Under) Expenditures	(177,866)	(177,866)	1,425,045	1,602,911
<b>OTHER FINANCING SOURCES (USES):</b>				
Transfers Out	(2,455,000)	(2,955,000)	(2,455,000)	500,000
Advances Out	0	(100,000)	(100,000)	0
Other	<u>0</u>	<u>0</u>	<u>769,468</u>	<u>769,468</u>
Total Other Financing Sources (Uses)	<u>(2,455,000)</u>	<u>(3,055,000)</u>	<u>(1,785,532)</u>	<u>1,269,468</u>
<b>NET CHANGE IN FUND BALANCE</b>	(2,632,866)	(3,232,866)	(360,487)	2,872,379
<b>FUND BALANCE BEGINNING OF YEAR</b>	6,293,760	6,293,760	6,293,760	0
Prior Year Encumbrances Appropriated	<u>55,066</u>	<u>55,066</u>	<u>55,066</u>	<u>0</u>
<b>FUND BALANCE END OF YEAR</b>	<u>\$3,715,960</u>	<u>\$3,115,960</u>	<u>\$5,988,339</u>	<u>\$2,872,379</u>

See accompanying notes to the basic financial statements.

**CITY OF WILLOUGHBY, OHIO**  
**STATEMENT OF NET POSITION**  
**PROPRIETARY FUNDS**  
**AS OF DECEMBER 31, 2017**

	<b>BUSINESS-TYPE</b>			<b>GOVERNMENTAL</b>
	<b>ACTIVITIES</b>			<b>ACTIVITIES</b>
	<b>GOLF</b>			<b>INTERNAL</b>
	<b>COURSE</b>	<b>SEWER</b>	<b>TOTAL</b>	<b>SERVICE FUND</b>
<b>ASSETS</b>				
<b>CURRENT ASSETS</b>				
Equity in City Treasury Cash and Investments	\$32,568	\$2,720,935	\$2,753,503	\$379,947
Inventory	5,573	37,762	43,335	0
Accrued Interest Receivable	0	12,625	12,625	0
Accounts Receivable	0	196,162	196,162	0
Intergovernmental Receivable	<u>210</u>	<u>1,077,737</u>	<u>1,077,947</u>	<u>0</u>
<b>TOTAL CURRENT ASSETS</b>	<u>38,351</u>	<u>4,045,221</u>	<u>4,083,572</u>	<u>379,947</u>
<b>NONCURRENT ASSETS</b>				
Restricted Assets:				
Cash Investments	0	846,336	846,336	0
Net Pension Asset	1,069	5,430	6,499	0
Land and Construction in Progress	2,273,366	544,508	2,817,874	0
Depreciable Capital Assets, Net	<u>1,664,590</u>	<u>34,787,070</u>	<u>36,451,660</u>	<u>0</u>
<b>TOTAL NONCURRENT ASSETS</b>	<u>3,939,025</u>	<u>36,183,344</u>	<u>40,122,369</u>	<u>0</u>
<b>TOTAL ASSETS</b>	<u>3,977,376</u>	<u>40,228,565</u>	<u>44,205,941</u>	<u>379,947</u>
<b>DEFERRED OUTFLOWS OF RESOURCES</b>				
Deferred Charge on Refunding	20,717	0	20,717	0
Pension	<u>208,257</u>	<u>1,057,697</u>	<u>1,265,954</u>	<u>0</u>
<b>TOTAL DEFERRED OUTFLOWS OF RESOURCES</b>	<u>228,974</u>	<u>1,057,697</u>	<u>1,286,671</u>	<u>0</u>
<b>LIABILITIES</b>				
<b>CURRENT LIABILITIES</b>				
Accounts Payable	2,829	810,966	813,795	0
Salaries, Wages & Benefits Payable	31,026	221,895	252,921	0
Accrued Interest Payable	2,441	102,414	104,855	0
Due to Other Funds	1,058,903	0	1,058,903	0
Intergovernmental Payable	0	16	16	0
Claims Payable	0	0	0	17,856
Bonds Payable	<u>75,000</u>	<u>706,540</u>	<u>781,540</u>	<u>0</u>
<b>TOTAL CURRENT LIABILITIES</b>	<u>1,170,199</u>	<u>1,841,831</u>	<u>3,012,030</u>	<u>17,856</u>
<b>NONCURRENT LIABILITIES</b>				
Salaries, Wages & Benefits Payable	141,326	508,808	650,134	0
Bonds Payable	1,265,000	11,195,710	12,460,710	0
Net Pension Liability	<u>538,695</u>	<u>2,735,926</u>	<u>3,274,621</u>	<u>0</u>
<b>TOTAL NONCURRENT LIABILITIES</b>	<u>1,945,021</u>	<u>14,440,444</u>	<u>16,385,465</u>	<u>0</u>
<b>TOTAL LIABILITIES</b>	<u>3,115,220</u>	<u>16,282,275</u>	<u>19,397,495</u>	<u>17,856</u>
<b>DEFERRED INFLOWS OF RESOURCES</b>				
Pension	<u>13,822</u>	<u>70,202</u>	<u>84,024</u>	<u>0</u>
<b>NET POSITION</b>				
Net Investment in Capital Assets	2,618,673	23,429,328	26,048,001	0
Restricted for:				
Equipment Replacement	0	585,667	585,667	0
Unrestricted (Deficit)	<u>(1,541,365)</u>	<u>918,790</u>	<u>(622,575)</u>	<u>362,091</u>
<b>TOTAL NET POSITION</b>	<u>\$1,077,308</u>	<u>\$24,933,785</u>	<u>\$26,011,093</u>	<u>\$362,091</u>

See accompanying notes to the basic financial statements.

**CITY OF WILLOUGHBY, OHIO**  
**STATEMENT OF REVENUES, EXPENSES**  
**AND CHANGES IN NET POSITION**  
**PROPRIETARY FUNDS**  
**FOR THE YEAR ENDED DECEMBER 31, 2017**

	<u>BUSINESS-TYPE</u> <u>ACTIVITIES</u>			<u>GOVERNMENTAL</u> <u>ACTIVITIES</u>
	<u>GOLF</u> <u>COURSE</u>	<u>SEWER</u>	<u>TOTAL</u>	<u>INTERNAL</u> <u>SERVICE FUND</u>
OPERATING REVENUES:				
Charges for Services	<u>\$865,255</u>	<u>\$5,513,633</u>	<u>\$6,378,888</u>	\$0
Total Operating Revenues	<u>865,255</u>	<u>5,513,633</u>	<u>6,378,888</u>	<u>0</u>
OPERATING EXPENSES:				
Personal Services	560,840	2,678,500	3,239,340	0
Contractual Services	123,081	733,379	856,460	13,655
Materials & Supplies	173,249	154,876	328,125	0
Heat, Light & Power	28,708	278,062	306,770	0
Other Expenses	6,055	18,705	24,760	0
Claims	0	0	0	1,015
Depreciation	<u>143,861</u>	<u>1,686,029</u>	<u>1,829,890</u>	<u>0</u>
Total Operating Expenses	<u>1,035,794</u>	<u>5,549,551</u>	<u>6,585,345</u>	<u>14,670</u>
Net Income (Loss) from Operations	<u>(170,539)</u>	<u>(35,918)</u>	<u>(206,457)</u>	<u>(14,670)</u>
NON-OPERATING REVENUES (EXPENSES):				
Interest - Income	0	4,719	4,719	0
Interest - Expense	<u>(34,120)</u>	<u>(208,091)</u>	<u>(242,211)</u>	<u>0</u>
Total Non-Operating Revenues (Expenses)	<u>(34,120)</u>	<u>(203,372)</u>	<u>(237,492)</u>	<u>0</u>
Net Income (Loss) Before Contributions	<u>(204,659)</u>	<u>(239,290)</u>	<u>(443,949)</u>	<u>(14,670)</u>
Capital Contributions	<u>0</u>	<u>492,090</u>	<u>492,090</u>	<u>0</u>
CHANGE IN NET POSITION	<u>(204,659)</u>	<u>252,800</u>	<u>48,141</u>	<u>(14,670)</u>
NET POSITION BEGINNING OF YEAR	<u>1,281,967</u>	<u>24,680,985</u>	<u>25,962,952</u>	<u>376,761</u>
NET POSITION END OF YEAR	<u>\$1,077,308</u>	<u>\$24,933,785</u>	<u>\$26,011,093</u>	<u>\$362,091</u>

See accompanying notes to the basic financial statements.



**CITY OF WILLOUGHBY, OHIO**  
**STATEMENT OF CASH FLOWS**  
**PROPRIETARY FUNDS**  
**FOR THE YEAR ENDED DECEMBER 31, 2017**

(continued on following page)

	<u>Business-Type Activities</u>			<u>Governmental Activities</u>
	<u>Golf Course</u>	<u>Sewer</u>	<u>Total</u>	<u>Internal Service Fund</u>
Cash flows from operating activities:				
Receipts from customers and users	\$819,885	\$4,874,343	\$5,694,228	\$0
Payments to suppliers	(213,364)	(52,567)	(265,931)	(21,660)
Payments to employees	<u>(544,396)</u>	<u>(2,767,466)</u>	<u>(3,311,862)</u>	<u>0</u>
NET CASH PROVIDED BY (USED FOR) OPERATING ACTIVITIES	<u>62,125</u>	<u>2,054,310</u>	<u>2,116,435</u>	<u>(21,660)</u>
 Cash flows from capital and related financing activities:				
Net proceeds from sale of debt	0	4,261,368	4,261,368	0
Reassignment of Debt	145,000	0	0	0
Acquisition and construction of capital assets	(114,842)	(5,058,886)	(5,173,728)	0
Proceeds from Interfund Loans	30,000	0	30,000	0
Principal reduction on long-term debt	(75,000)	(605,703)	(680,703)	0
Interest paid on long-term debt	(34,182)	(201,884)	(236,066)	0
Contribution of capital from grants	0	232,974	232,974	0
Contributions from customers	<u>0</u>	<u>228,228</u>	<u>228,228</u>	<u>0</u>
NET CASH PROVIDED BY (USED FOR) CAPITAL AND RELATED FINANCING ACTIVITIES	<u>(49,024)</u>	<u>(1,143,903)</u>	<u>(1,337,927)</u>	<u>0</u>
 Cash flows from investing activities:				
Interest on investments	<u>0</u>	<u>1,611</u>	<u>1,611</u>	<u>0</u>
NET CASH PROVIDED BY INVESTING ACTIVITIES	<u>0</u>	<u>1,611</u>	<u>1,611</u>	<u>0</u>
 NET INCREASE (DECREASE) IN CASH AND CASH INVESTMENTS	13,101	912,018	925,119	(21,660)
 CASH AND CASH INVESTMENTS AT BEGINNING OF YEAR	<u>19,467</u>	<u>2,655,253</u>	<u>2,674,720</u>	<u>401,607</u>
 CASH AND CASH INVESTMENTS AT END OF YEAR	<u>\$32,568</u>	<u>\$3,567,271</u>	<u>\$3,599,839</u>	<u>\$379,947</u>

The Sewer Fund includes \$ 846,366 of cash and cash investments in restricted assets.

Noncash Capital and Related Financing Activities

The Sewer Fund had additions from contributions of capital in the amount of \$ 25,200 from development.

See accompanying notes to the basic financial statements.

**CITY OF WILLOUGHBY, OHIO**  
**STATEMENT OF CASH FLOWS**  
**PROPRIETARY FUNDS**  
**FOR THE YEAR ENDED DECEMBER 31, 2017**

(continued)

	<u>Business-Type Activities</u>			<u>Governmental Activities</u>
	<u>Golf Course</u>	<u>Sewer</u>	<u>Total</u>	<u>Internal Service Fund</u>
RECONCILIATION OF OPERATING INCOME (LOSS) TO NET CASH FROM OPERATING ACTIVITIES:				
Operating income (loss)	(\$170,539)	(\$35,918)	(\$206,457)	(\$14,670)
Adjustments to reconcile operating income (loss) to net cash from operating activities:				
Depreciation	143,861	1,686,029	1,829,890	0
Change in assets and liabilities:				
(Increase) decrease in inventory of supplies	(765)	(1,004)	(1,769)	0
(Increase) decrease in accounts receivable	0	(21,293)	(21,293)	0
(Increase) decrease in due from other govts	(25)	(387,691)	(387,716)	0
(Increase) decrease in net pension asset	(232)	(1,181)	(1,413)	0
(Increase) decrease in deferred charges	4,144	0	4,144	0
(Increase) decrease in deferred outflows - pension	(45,113)	(229,124)	(274,237)	0
Increase (decrease) in accounts payable	1,060	558,079	559,139	0
Increase (decrease) in accrued salaries, wages, and benefits	16,444	(88,966)	(72,522)	0
Increase (decrease) in claims payable	0	0	0	(6,990)
Increase (decrease) in net pension liability	113,126	574,546	687,672	0
Increase (decrease) in deferred inflows - pension	164	833	997	0
TOTAL ADJUSTMENTS	<u>232,664</u>	<u>2,090,228</u>	<u>2,322,892</u>	<u>(6,990)</u>
NET CASH PROVIDED BY (USED FOR) OPERATING ACTIVITIES	<u>\$62,125</u>	<u>\$2,054,310</u>	<u>\$2,116,435</u>	<u>(\$21,660)</u>

See accompanying notes to the basic financial statements.

**CITY OF WILLOUGHBY, OHIO**  
**STATEMENT OF FIDUCIARY ASSETS AND LIABILITIES**  
**FIDUCIARY FUNDS**  
**AS OF DECEMBER 31, 2017**

	<u>AGENCY FUNDS</u>
<b>ASSETS</b>	
Equity in City Treasury Cash and Investments	\$1,871,664
Accounts Receivable	<u>340,996</u>
<b>TOTAL ASSETS</b>	<b><u>\$2,212,660</u></b>
<b>LIABILITIES</b>	
Accounts Payable	\$1,591,810
Deposits Held and Due to Others	185,196
Intergovernmental Payable	<u>435,654</u>
<b>TOTAL LIABILITIES</b>	<b><u>\$2,212,660</u></b>

See accompanying notes to the basic financial statements.

---

---

**CITY OF WILLOUGHBY, OHIO**  
**NOTES TO THE BASIC FINANCIAL STATEMENTS**  
**FOR THE YEAR ENDED DECEMBER 31, 2017**

---

---

**NOTE 1: REPORTING ENTITY**

The Village of Willoughby was incorporated on August 3, 1853, under laws of the State of Ohio. On June 19, 1951, a voter-approved charter became effective establishing Willoughby as a city and a mayor-council form of government.

A reporting entity is comprised of the primary government, component units, and other organizations that are included to ensure that the financial statements are not misleading.

The City of Willoughby's primary government consists of all funds and departments which are not legally separate from the City. They include police and fire protection, public health, parks and recreation, street maintenance, planning and zoning, municipal court, and other general government services. In addition, the City owns and operates a wastewater treatment and collection system and a golf course that are reported as enterprise funds. None of these services are provided by legally separate organizations; therefore, these operations are included in the primary government. The operation of each of these activities is directly controlled by Council through the budgetary process.

A legally separate organization is a component unit of the primary government if 1) the primary government is financially accountable for the organization; 2) the nature and significance of the relationship between the primary government and the organization are such that the exclusion would cause the reporting entity's basic financial statements to be misleading or incomplete; or 3) the organization is closely related to or financially integrated with the primary government. Component units may also include organizations which are fiscally dependent on the City in that the City approves the budget, the issuance of debt, or the levying of taxes. The reporting entity of the City does not include any component units.

The City is associated with one jointly governed organization, the Northeast Ohio Public Energy Council. Information about the organization is presented in Note 21 to the basic financial statements.

**NOTE 2: SUMMARY OF SIGNIFICANT ACCOUNTING POLICIES**

The financial statements of the City of Willoughby have been prepared in conformity with Generally Accepted Accounting Principles (GAAP) as applied to governmental units. The Governmental Accounting Standards Board (GASB) is the accepted standard-setting body for establishing governmental accounting and financial reporting principles. The more significant of the City's accounting policies are described below.

**A. Basis of Presentation**

The City's basic financial statements consist of government-wide statements, including a statement of net position and a statement of activities, and fund financial statements, which provide a more detailed level of financial information.

---

---

**CITY OF WILLOUGHBY, OHIO**  
**NOTES TO THE BASIC FINANCIAL STATEMENTS**  
**FOR THE YEAR ENDED DECEMBER 31, 2017**

---

---

**Government-wide Financial Statements**– The statement of net position and the statement of activities display information about the City as a whole. These statements include the financial activities of the primary government, except for fiduciary funds. As a general rule, the activity of the internal service fund is eliminated to avoid “doubling up” revenues and expenses. An exception to this general rule is that interfund services provided and used are not eliminated in the process of consolidation. The statements distinguish between those activities of the City that are governmental and those that are considered business-type.

The statement of net position presents the financial condition of the governmental and business-type activities of the City at year-end. The statement of activities presents a comparison between direct expenses and program revenues for each program or function of the City’s governmental activities and for the business-type activities of the City. Direct expenses are those that are specifically associated with a service, program, or department and therefore clearly identifiable to a particular function. Program revenues include charges paid by the recipient of the goods or services offered by the program, grants, and contributions that are restricted to meeting the operational or capital requirements of a particular program and interest earned on grants that is required to be used to support a particular program. Revenues which are not classified as program revenues are presented as general revenues of the City with certain limited exceptions. The comparison of direct expenses with program revenues identifies the extent to which each governmental program or business activity is self-financing or draws from the general revenues of the City.

**Fund Financial Statements**– Fund financial statements are designed to present financial information of the City at a more detailed level. The focus of governmental and enterprise fund financial statements is on major funds. Each major fund is presented in a separate column. Nonmajor funds are aggregated and presented in a single column. Fiduciary funds are reported by type.

**B. Fund Accounting**

The City uses funds to maintain its financial records during the year. A fund is defined as a fiscal and accounting entity with a self-balancing set of accounts. There are three categories of funds: governmental, proprietary, and fiduciary.

**Governmental Funds**– Governmental funds are those through which most governmental functions are financed. Governmental fund reporting focuses on the sources, uses, and balances of current financial resources. Expendable assets and deferred outflows of resources are assigned to the various governmental funds according to the purposes for which they may or must be used. Current liabilities and deferred inflows of resources are assigned to the fund from which they will be paid. The difference between governmental fund assets and deferred outflows of resources compared to liabilities and deferred inflows of resources is reported as fund balance.

---

---

**CITY OF WILLOUGHBY, OHIO**  
**NOTES TO THE BASIC FINANCIAL STATEMENTS**  
**FOR THE YEAR ENDED DECEMBER 31, 2017**

---

---

The following are the City's major governmental funds:

- ▶ **General Fund** – The general fund accounts for all financial resources except those required to be accounted for in another fund. The general fund balance is available to the City for any purpose provided it is expended or transferred according to the charter of the City of Willoughby and/or the general laws of Ohio.
- ▶ **Capital Projects Fund** – This fund accounts for various capital projects and equipment financed by transfers from the General fund, intergovernmental revenue, interest, and the sale of debt and existing capital assets.
- ▶ **General Bond Retirement Fund** – The general bond retirement fund accounts for the accumulation of resources for and the payment of interest and principal on general obligation bonds.

The other governmental funds of the City account for grants and other resources whose use is restricted to a particular purpose.

**Proprietary Funds** – Proprietary fund reporting focuses on the determination of operating income, changes in net position, financial position, and cash flows. Proprietary funds are classified as either enterprise or internal service.

**Enterprise Funds** – Enterprise funds may be used to account for any activity for which a fee is charged to external users for goods or services. The following are the City's major enterprise funds:

- ▶ **Golf Course Fund** – accounts for the operation and services provided at the Willoughby Lost Nation Golf Course.
- ▶ **Sewer Fund** – accounts for sanitary sewer services provided to the residential and commercial users of the cities of Willoughby and Eastlake.

**Internal Service Funds** – Internal Service funds account for the financing of services provided by one department or agency to other departments or agencies of the City on a cost-reimbursement basis. The City's only internal service fund is the Workers' Compensation Retro Rating fund. This fund accounts for the accumulation of funds to pay workers' compensation claims.

**Fiduciary Funds** – Fiduciary fund reporting focuses on net position and changes in net position. The fiduciary fund category is split into four classifications: *pension trust funds*, *investment trust funds*, *private-purpose trust funds*, and *agency funds*. Trust funds are used to account for assets held by the City under a trust agreement for individuals, private organizations, or other governments and are therefore not available to support the City's own programs.

---

---

**CITY OF WILLOUGHBY, OHIO**  
**NOTES TO THE BASIC FINANCIAL STATEMENTS**  
**FOR THE YEAR ENDED DECEMBER 31, 2017**

---

---

The City of Willoughby has no trust funds. Agency funds are custodial in nature (assets equal liabilities) and do not involve measurement of results of operations. The City's agency funds account for money received for insurance and payment of utility bills, deposits held for contractors and developers, and money on deposit with Willoughby Municipal Court.

**C. Measurement Focus**

**Government-wide Financial Statements** – The government-wide financial statements are prepared using a flow of economic resources measurement focus. All assets and deferred outflows of resources and all liabilities and deferred inflows of resources associated with the operation of the City are included on the statement of net position.

**Fund Financial Statements** – All governmental funds are accounted for using a flow of current financial resources measurement focus. With this measurement focus, only current assets and deferred outflows of resources and current liabilities and deferred inflows of resources generally are included on the balance sheet. The statement of revenues, expenditures, and changes in fund balances reports on the sources (i.e., revenues and other financing sources) and uses (i.e., expenditures and other financing uses) of current financial resources. This approach differs from the manner in which the governmental activities of the government-wide financial statements are prepared. Governmental fund financial statements therefore include a reconciliation with brief explanations to better identify the relationship between the government-wide statements and the statements for governmental funds.

Like the government-wide statements, all proprietary funds are accounted for on a flow of economic resources measurement focus. All assets and deferred outflows of resources and all liabilities and deferred inflows of resources associated with the operation of these funds are included on the statement of fund net position. The statement of revenues, expenses, and changes in fund net position presents increases (i.e., revenues) and decreases (i.e., expenses) in total net position. The statement of cash flows provides information about how the City finances and meets the cash flow needs of its proprietary activities.

**D. Basis of Accounting**

Basis of accounting determines when transactions are recorded in the financial records and reported on the financial statements. Government-wide financial statements are prepared using the accrual basis of accounting; proprietary and fiduciary funds also use the accrual basis of accounting. Governmental funds use the modified accrual basis of accounting. Differences in the accrual and modified accrual basis of accounting arise in the recognition of revenue, the recording of deferred inflows and outflows, and in the presentation of expenses versus expenditures.

---

---

**CITY OF WILLOUGHBY, OHIO**  
**NOTES TO THE BASIC FINANCIAL STATEMENTS**  
**FOR THE YEAR ENDED DECEMBER 31, 2017**

---

---

**Revenues – Exchange and Nonexchange Transactions** – Revenue resulting from exchange transactions, in which each party gives and receives essentially equal value, is recorded on the accrual basis when the exchange takes place. On a modified accrual basis, revenue is recorded in the year in which the resources are measurable and become available. Available means that the resources will be collected within the current year or are expected to be collected soon enough thereafter to be used to pay liabilities of the current year. For the City, available means expected to be received within sixty days of year end.

Nonexchange transactions, in which the City receives value without directly giving equal value in return, include income taxes, property taxes, grants, entitlements, and donations. On an accrual basis, revenue from income taxes is recognized in the period in which the income is earned. Revenue from property taxes is recognized in the year for which the taxes are levied (see Note 8). Revenue from grants, entitlements, and donations is recognized in the year in which all eligibility requirements have been satisfied. Eligibility requirements include timing requirements, which specify the year when the resources are required to be used or the year when use is first permitted, matching requirements, in which the City must provide local resources to be used for a specified purpose, and expenditure requirements, in which the resources are provided to the City on a reimbursement basis. On the modified accrual basis, revenue from non-exchange transactions must also be available before it can be recognized.

Under the modified accrual basis, the following revenue sources are considered to be both measurable and available at year end: income tax, state-levied locally shared taxes (including gasoline tax and motor vehicle license tax), fines and forfeitures, interest, grants and entitlements, and rentals.

**Deferred Outflows/Inflows of Resources** – In addition to assets, the statements of financial position will sometimes report a separate section for deferred outflows of resources. Deferred outflows of resources represent a consumption of net position that applies to a future period and will not be recognized as an outflow of resources (expense/expenditure) until then. For the City, deferred outflows of resources are reported on the government-wide statement of net position for deferred charges on refunding and for pension. A deferred charge on refunding results from the difference in the carrying value of refunded debt and its reacquisition price. This amount is deferred and amortized over the shorter of the life of the refunded or refunding debt. The deferred outflows of resources related to pension are explained in Note 10.

In addition to liabilities, the statements of net position report a separate section for deferred inflows of resources. Deferred inflows of resources represent an acquisition of net position that applies to a future period and will not be recognized until that time. For the City, deferred inflows of resources include property taxes, pension and unavailable revenues. Property taxes represent amounts for which there is an enforceable legal claim as of December 31, 2017, but which were levied to finance year 2018 operations. These amounts have been recorded as deferred inflows on both the government-wide statement of net position and the governmental fund financial statements. Unavailable revenue is reported only on the governmental funds balance



---

---

**CITY OF WILLOUGHBY, OHIO**  
**NOTES TO THE BASIC FINANCIAL STATEMENTS**  
**FOR THE YEAR ENDED DECEMBER 31, 2017**

---

---

sheet and represents receivables which will not be collected within the available period. For the City, unavailable revenue includes delinquent property taxes, income taxes, franchise taxes, intergovernmental grants, special assessments, and charges for services. These amounts are deferred and recognized as an inflow of resources in the period the amounts become available. Deferred inflows of resources related to pension are reported on the government-wide statement of net position. (See Note 10)

**Expenses/Expenditures** – On the accrual basis of accounting, expenses are recognized at the time they are incurred.

The measurement focus of governmental fund accounting is on decreases in net financial resources (expenditures) rather than expenses. Expenditures are generally recognized in the accounting period in which the related fund liability is incurred, if measurable. Allocations of cost, such as depreciation and amortization, are not recognized in governmental funds.

**E. Pensions**

For the purposes of measuring the net pension liability/(asset), deferred outflows of resources and deferred inflows of resources related to pensions, and pension expense, information about the fiduciary net position of the pension plans and additions to/deductions from their fiduciary net position have been determined on the same basis as they are reported by the pension systems. For this purpose, benefit payments (including refunds of employee contributions) are recognized when due and payable in accordance with the benefit terms. The pension systems report investments at fair value.

**F. Pooled Cash and Cash Equivalents**

To improve cash management, cash received by the City is pooled. Monies for all funds, including proprietary funds, with the exception of the Municipal Court, are maintained in this pool. Individual fund integrity is maintained through the City's records. Each fund's interest in the pool is presented as "Equity in City Treasury Cash and Investments."

The City has segregated bank accounts for monies held separate from the City's central bank account. Some of these interest bearing depository accounts are presented on the statement of net position as "Restricted Assets".

For presentation on the financial statements, investments of the cash management pool and investments with original maturity of three months or less at the time they are purchased by the City are considered to be cash equivalents. Investments with an initial maturity of more than three months are reported as investments.

---

---

**CITY OF WILLOUGHBY, OHIO**  
**NOTES TO THE BASIC FINANCIAL STATEMENTS**  
**FOR THE YEAR ENDED DECEMBER 31, 2017**

---

---

During 2017, The City's investments were limited to State Treasury Asset Reserve of Ohio (STAR Ohio), non-negotiable and negotiable certificates of deposits, United States Agency debt securities, and money market mutual funds. The City's investment in State Treasury Asset Reserve of Ohio (STAR Ohio) is an investment pool managed by the State Treasurer's Office which allows governments within the State to pool their funds for investment purposes. STAR Ohio is not registered with the SEC as an investment company and is recognized as an external investment pool by the City. The City measures their investment in STAR Ohio as the net asset value (NAV) per share provided by STAR Ohio. The NAV per share is calculated on an amortized cost basis that provides a NAV per share that approximates fair value.

For 2017, there were no limitations or restrictions on any participant withdrawals due to redemption notice periods, liquidity fees, or redemption gates. However, notice must be given 24 hours in advance of all deposits and withdrawals exceeding \$25 million. STAR Ohio reserves the right to limit the transaction to \$50 million, requiring the excess amount to be transacted the following business day(s), but only to the \$50 million limit. All accounts of the participant will be combined for these purposes.

Aside from investments clearly identified as belonging to a specific fund, any unrealized gain/loss resulting from the valuation will be recognized within the General fund to the extent its cash and investments balance exceeds the cumulative value of those investments. The gain/loss resulting from valuation will be reported within the investment earnings account on the statement of activities.

Following Ohio statutes, the City has specified the funds to receive an allocation of interest earnings. Interest revenue credited to the General fund during fiscal year 2017 amounted to \$217,329 which includes \$103,593 assigned from other City funds.

**G. Receivables**

Receivables at December 31, 2017 consist of taxes, amounts due from other governments, accounts (billings for user charged services), loan, special assessments, and accrued interest on investments. All are deemed collectible in full.

**H. Materials and Supplies Inventory**

On government-wide financial statements, inventories are presented at the lower of cost or market on a first-in, first-out basis and are expensed when used.

On fund financial statements, inventories of governmental funds are stated at cost while inventories of proprietary funds are stated at the lower of cost or market. For all funds, cost is determined on a first-in, first-out basis. The cost of inventory items is recorded as an expenditure in the governmental fund types when purchased. Inventories of the proprietary funds are expensed when used.

Inventory consists of expendable supplies held for consumption.

---



---

**CITY OF WILLOUGHBY, OHIO**  
**NOTES TO THE BASIC FINANCIAL STATEMENTS**  
**FOR THE YEAR ENDED DECEMBER 31, 2017**

---



---

**I. Prepaid Items**

Payments made to vendors for services that will benefit periods beyond December 31, 2017 are recorded as prepaid items using the consumption method by recording a current asset for the prepaid amount and reflecting the expenditure/expense in the year in which services are consumed.

**J. Capital Assets**

General capital assets are capital assets which are associated with and generally arise from governmental activities. They result from expenditures in the governmental funds. General capital assets are reported in the governmental activities column of the government-wide statement of net position but are not reported in the fund financial statements. Capital assets utilized by the proprietary funds are reported both in the business-type activities column of the government-wide statement of net position and in the respective funds.

All capital assets are capitalized at cost (or estimated historical cost) and updated for additions and retirements during the year. Donated capital assets are recorded at acquisition value as of the date received. The City's capitalization threshold is \$5,000. The City's infrastructure consists of roads, sidewalks, curbs and gutters, storm sewers, street lights, traffic signals, and bridges. Infrastructure acquired prior to implementation of GASB34 has been reported, using City records and data provided by the City Engineer. Improvements are capitalized; the costs of normal maintenance and repairs that do not add to the value of the asset or materially extend an asset's life are not.

Interest incurred during the construction of proprietary fund capital assets is also capitalized. All capital assets are depreciated except for land and construction in progress. Improvements are depreciated over the remaining useful lives of the related capital assets.

Useful lives for infrastructure were estimated based on the City's historical records of necessary improvements and replacement.

Depreciation is computed using the straight-line method over the following useful lives:

Description	Governmental Activities Estimated Lives	Business-Type Activities Estimated Lives
Buildings and Improvements	4 – 40 years	5 – 45 years
Land Improvements	5 – 50 years	5 – 50 years
Machinery and Equipment	3 – 20 years	3 – 40 years
Infrastructure	10 – 50 years	50 years

---

---

**CITY OF WILLOUGHBY, OHIO**  
**NOTES TO THE BASIC FINANCIAL STATEMENTS**  
**FOR THE YEAR ENDED DECEMBER 31, 2017**

---

---

**K. Interfund Balances**

On fund financial statements, outstanding interfund loans and unpaid amounts for interfund services are reported as “due to/from other funds.” Interfund loans which do not represent available expendable resources are offset by a fund balance non-spendable or restricted account. Interfund balance amounts are eliminated in the statement of net position, except for any net residual amounts due between governmental and business-type activities, which are presented as internal balances.

**L. Compensated Absences**

Vacation benefits are accrued as a liability as the benefits are earned if the employees’ rights to receive compensation are attributable to services already rendered and it is probable that the employer will compensate the employees for the benefits through paid time off or some other means.

Sick leave benefits are accrued as a liability using the vesting method. The liability includes the employees who are currently eligible to receive termination benefits and those that the City has identified as probable of receiving payment in the future. The amount is based on accumulated sick leave and employee wage rates at year end, taking into consideration any limits specified in the City’s termination policy.

The entire compensated absence liability is reported on the government-wide financial statements.

On the governmental fund financial statements, compensated absences are recognized as liabilities and expenditures to the extent payments come due each period upon the occurrence of employee resignations and retirements. These amounts are recorded in the account “Matured Compensated Absences Payable” in the general fund. In proprietary funds, the entire amount of compensated absences is reported as a fund liability.

**M. Accrued Liabilities and Long-term Obligations**

All payables, accrued liabilities, and long-term obligations are reported in the government-wide financial statements, and all payables, accrued liabilities, and long-term obligations payable from proprietary funds are reported on the proprietary fund financial statements.

In general, governmental fund payables and accrued liabilities that, once incurred, are paid in a timely manner and in full from current financial resources are reported as obligations of the funds. However, claims and judgments, landfill post closure care, compensated absences, net pension liability and special termination benefits that will be paid from governmental funds are reported as a liability in the fund financial statements only to the extent that they are due for payment during the current year. Bonds and long-term loans are recognized as a liability on the governmental fund financial statements when due.

---

---

**CITY OF WILLOUGHBY, OHIO**  
**NOTES TO THE BASIC FINANCIAL STATEMENTS**  
**FOR THE YEAR ENDED DECEMBER 31, 2017**

---

---

**N. Fund Balance**

Fund balance is divided into five classifications based primarily on the extent to which the City is bound to observe constraints imposed upon the use of the resources in the governmental funds. The classifications are as follows:

***Nonspendable*** The nonspendable fund balance category includes amounts that cannot be spent because they are not in spendable form, or legally or contractually required to be maintained intact. The “not in spendable form” criterion includes items that are not expected to be converted to cash. It also includes the long term amount of interfund loans.

***Restricted*** Fund balance is reported as restricted when constraints placed on the use of resources are either externally imposed by creditors (such as through debt covenants), grantors, contributors, or laws or regulations of other governments or is imposed by law through constitutional provisions or enabling legislation (City Ordinances).

Enabling legislation authorizes the City to assess, levy, charge, or otherwise mandate payment of resources (from external resource providers) and includes a legally enforceable requirement that those resources be used only for the specific purposes stipulated in the legislation. Legal enforceability means that the City can be compelled by an external party-such as citizens, public interest groups, or the judiciary to use resources created by enabling legislation only for the purposes specified by the legislation.

***Committed*** The committed fund balance classifications include amounts that can be used only for the specific purposes imposed by formal action (resolution) of City Council. Those committed amounts cannot be used for any other purpose unless City Council removes or changes the specified use by taking the same type of action (resolution) it employed to previously commit those amounts. In contrast to fund balance that is restricted by enabling legislation, committed fund balance classification may be redeployed for other purposes with appropriate due process. Constraints imposed on the use of committed amounts are imposed by City Council, separate from the authorization to raise the underlying revenue; therefore, compliance with these constraints is not considered to be legally enforceable. Committed fund balance also incorporates contractual obligations to the extent that existing resources in the fund have been specifically committed for use in satisfying those contractual requirements.

***Assigned*** Amounts in the assigned fund balance classification are intended to be used by the City for specific purposes but do not meet the criteria to be classified as restricted or committed. In governmental funds other than the general fund, assigned fund balance represents the remaining amount that is not restricted or committed. In the general fund, assigned amounts represent intended uses established by policies of City Council and the Mayor or a Director delegated that authority by City Charter or ordinance, or by state statute. State statute authorizes the Finance Director to assign fund balance for purchase orders; provided such amounts have been lawfully appropriated.

---

---

**CITY OF WILLOUGHBY, OHIO**  
**NOTES TO THE BASIC FINANCIAL STATEMENTS**  
**FOR THE YEAR ENDED DECEMBER 31, 2017**

---

---

*Unassigned* Unassigned fund balance is the residual classification for the general fund and includes all spendable amounts not contained in the other classifications. In other governmental funds, the unassigned classification is used only to report a deficit balance resulting from overspending for specific purposes for which amounts had been restricted, committed, or assigned.

The City applies restricted resources first when expenditures are incurred for purposes for which either restricted or unrestricted (committed, assigned, and unassigned) amounts are available. Similarly, within unrestricted fund balance, committed amounts are reduced first followed by assigned, and then unassigned amounts when expenditures are incurred for purposes for which amounts in any of the unrestricted fund balance classifications could be used.

**O. Net Position**

Net position represents the difference between assets plus deferred outflows and liabilities plus deferred inflows. Net investment in capital assets consists of capital assets, net of accumulated depreciation, reduced by the outstanding balances of any borrowing used for the acquisition, construction or improvement of those assets plus deferred outflows related to debt refunding. Net position is reported as restricted when there are limitations imposed on their use either through constitutional provisions or enabling legislation or through external restrictions imposed by creditors, grantors, or laws or regulations of other governments.

The City applies restricted resources first when an expense is incurred for purposes for which both net position-restricted and net position-unrestricted are available.

**P. Grants and Intergovernmental Revenues**

Federal grants and assistance awards made on the basis of entitlement periods are recorded as intergovernmental receivables and revenues when entitlement occurs. Federal reimbursement-type grants are recorded as intergovernmental receivables and revenues in the period when all applicable eligibility requirements have been met and the resources are available.

**Q. Operating Revenues and Expenses**

Operating revenues are those revenues that are generated directly from the primary activity of the proprietary funds. For the City, these revenues are charges for sewer and golf course services. Operating expenses are necessary costs that have been incurred in order to provide the good or service that is the primary activity of the fund. All revenues and expenses not meeting this definition are reported as non-operating.

**R. Contributions of Capital**

Contributions of capital in governmental and business activities financial statements arise from outside contributions of capital assets, tap-in fees to the extent they exceed

---

---

**CITY OF WILLOUGHBY, OHIO**  
**NOTES TO THE BASIC FINANCIAL STATEMENTS**  
**FOR THE YEAR ENDED DECEMBER 31, 2017**

---

---

the cost of the connection to the system, or from grants or outside contributions of resources restricted to capital acquisition and construction.

**S. Interfund Activity**

Transfers between governmental and business-type activities on the government-wide statements are reported in the same manner as general revenues.

Exchange transactions between funds are reported as revenues in the seller funds and as expenditures/expenses in the purchaser funds. Flows of cash or goods from one fund to another without a requirement for repayment are reported as interfund transfers. Interfund transfers are reported as other financing sources/uses in governmental funds and after nonoperating revenues/expenses in proprietary funds. Repayments from funds responsible for particular expenditures/expenses to the funds that initially paid for them are not presented on the financial statements.

**T. Extraordinary and Special Items**

Extraordinary items are transactions or events that are both unusual in nature and infrequent in occurrence. Special items are transactions or events that are within the control of the City Administration and that are either unusual in nature or infrequent in occurrence.

**U. Estimates**

The preparation of the financial statements in conformity with generally accepted accounting principles requires management to make estimates and assumptions that affect the amounts reported in the financial statements and accompanying notes. Actual results may differ from those estimates.

**V. Budgetary Data**

All funds, except agency funds, are legally required to be budgeted and appropriated. The major documents prepared are the tax budget, the certificate of estimated resources, and the appropriations resolution, all of which are prepared on the budgetary basis of accounting. The tax budget demonstrates a need for existing or increased tax rates. The certificate of estimated resources establishes a limit on the amount Council may appropriate. The appropriations resolution is Council's authorization to spend resources and sets annual limits on expenditures plus encumbrances at the level of control selected by Council. The primary level of budgetary control for those funds paying wages is at the branch level (legislative, judicial, executive) and within each branch at the account classification level of personal services and benefits as required by Ohio law. For other account classifications including services and supplies, capital and transfers the level of control selected by Council is at the fund level. Budgetary modifications may only be made by resolution of the City Council at the legal level of control.

---

---

**CITY OF WILLOUGHBY, OHIO**  
**NOTES TO THE BASIC FINANCIAL STATEMENTS**  
**FOR THE YEAR ENDED DECEMBER 31, 2017**

---

---

The certificate of estimated resources may be amended during the year if projected increases or decreases in revenue are identified by the Finance Director. The amounts reported as the original budgeted amounts on the budgetary statements reflect the amounts on the certificate of estimated resources when the original appropriations were adopted. The amounts reported as the final budgeted amounts on the budgetary statements reflect the amounts on the final amended certificate of estimated resources issued during 2017.

The appropriation resolution is subject to amendment throughout the year with the restriction that appropriations cannot exceed estimated resources. The amounts reported as the original budgeted amounts reflect the first appropriation resolution for that fund that covered the entire year, including amounts automatically carried forward from prior years. The amounts reported as the final budgeted amounts represent the final appropriation amounts passed by Council during the year.

**NOTE 3: COMPLIANCE AND ACCOUNTABILITY**

**A. Change in Accounting Principles**

For the year ended December 31, 2017, the City has implemented Governmental Accounting Standards Board (GASB) Statement No. 80, "Blending Requirements for Certain Component Units – An Amendment of GASB Statement No. 14", GASB Statement No. 81 "Irrevocable Split Interest Agreements", and GASB Statement No. 82, "Pension Issues – An Amendment of GASB Statements No. 67, No. 68 and No. 73".

GASB Statement No. 80 amends the blending requirements for the financial statement presentation of component units of all state and local governments. The additional criterion requires blending of a component unit incorporated as a not-for-profit corporation in which the primary government is the sole corporate member. The additional criterion does not apply to component units included in the financial reporting entity pursuant to the provisions of Statement No. 39, "Determining Whether Certain Organizations Are Component Units". The implementation of GASB Statement No. 80 did not have an effect on the financial statements of the City.

GASB Statement No. 81 improves accounting and financial reporting for irrevocable split-interest agreements by providing recognition and measurement guidance for situations in which a government is a beneficiary of the agreement. The implementation of GASB Statement No. 81 did not have an effect on the financial statements of the City.

GASB Statement No. 82 improves consistency in the application of pension accounting. Those changes were incorporated on the City's financial statements however there was no effect on beginning net position/fund balance.



---

---

**CITY OF WILLOUGHBY, OHIO  
NOTES TO THE BASIC FINANCIAL STATEMENTS  
FOR THE YEAR ENDED DECEMBER 31, 2017**

---

---

**B. Fund Deficits**

The Golf Course fund had deficit net position-unrestricted of \$1,541,365. The “Due to Other Funds” amount includes \$1,058,903 of advances from the General, General Bond Retirement and Capital Projects funds.

The Capital Projects fund had a deficit unassigned fund balance of \$4,050,375. There are Notes Payable liabilities of \$5,780,000.

**CITY OF WILLOUGHBY, OHIO**  
**NOTES TO THE BASIC FINANCIAL STATEMENTS**  
**FOR THE YEAR ENDED DECEMBER 31, 2017**

**NOTE 4: FUND BALANCE**

Fund balance is classified as nonspendable, restricted, committed, assigned and/or unassigned based primarily on the extent to which the City is bound to observe constraints imposed upon the use of the resources in the government funds. The constraints placed on fund balance for the major governmental funds and all other governmental funds are presented below:

FUND BALANCE	General Fund	Capital Projects	General Bond Retirement	Nonmajor Governmental Funds	Total
<u>Nonspendable</u>					
Interfund loans	\$ 135,000	\$ 0	\$ 0	\$ 0	\$ 135,000
Inventory	93,731	0	0	30,099	123,830
Prepays	4,346	0	0	0	4,346
Cemetery	<u>0</u>	<u>0</u>	<u>0</u>	<u>323,872</u>	<u>323,872</u>
Total Nonspendable	233,077	0	0	353,971	587,048
<u>Restricted for</u>					
Road and infrastructure	0	0	0	821,469	821,469
Recreation	0	0	0	120,867	120,867
Municipal Court	0	0	0	428,167	428,167
Police and Fire departments	0	0	0	122,233	122,233
Law Enforcement	0	0	0	95,986	95,986
Drug and Alcohol enforcement	0	0	0	389,858	389,858
Sidewalks and Trees	0	0	0	177,349	177,349
Street Lighting	0	0	0	40,395	40,395
Capital grant	0	8,965	0	0	8,965
Debt Service	<u>0</u>	<u>0</u>	<u>1,060,018</u>	<u>82,181</u>	<u>1,142,199</u>
Total Restricted	0	8,965	1,060,018	2,278,505	3,347,488
<u>Committed to</u>					
Capital improvements	<u>0</u>	<u>6,842,900</u>	<u>0</u>	<u>0</u>	<u>6,842,900</u>
Total Committed	0	6,842,900	0	0	6,842,900
<u>Assigned to</u>					
Compensated Absences	764,290	0	0	0	764,290
General Government	342,972	0	0	0	342,972
Security of Persons	178,806	0	0	0	178,806
Public Health & Welfare	95	0	0	0	95
Community Environment	34,444	0	0	0	34,444
Leisure Activities	52,172	0	0	0	52,172
Basic Utilities	<u>15,901</u>	<u>0</u>	<u>0</u>	<u>0</u>	<u>15,901</u>
Total Assigned	1,388,680	0	0	0	1,388,680
Unassigned (Deficits)	<u>8,343,658</u>	<u>(4,050,375)</u>	<u>0</u>	<u>0</u>	<u>4,293,283</u>
Total Fund Balances	<u>\$ 9,965,415</u>	<u>\$ 2,801,490</u>	<u>\$ 1,060,018</u>	<u>\$ 2,632,476</u>	<u>\$ 16,459,399</u>

---

---

**CITY OF WILLOUGHBY, OHIO**  
**NOTES TO THE BASIC FINANCIAL STATEMENTS**  
**FOR THE YEAR ENDED DECEMBER 31, 2017**

---

---

**NOTE 5: DEPOSITS AND INVESTMENTS**

**A. Deposits**

State statutes require the classification of funds held by the City into three categories:

Active deposits are public funds necessary to meet current demands on the treasury. Such monies must be maintained either as cash in the City Treasury or in depository accounts payable or able to be withdrawn on demand, including negotiable order of withdrawal (NOW) accounts, or in money market deposit accounts.

Inactive deposits are public funds not required for use within the current five year period of designation of depositories. Inactive deposits may be deposited or invested only as certificates of deposit maturing no later than the end of the current period of designation of depositories.

Interim deposits are public funds not needed for immediate use but needed before the end of the current period of designation of depositories. Interim deposits must be evidenced by time certificates of deposit maturing not more than one year from the date of deposit, or by savings or deposit accounts.

**B. Investments**

The Finance Director is permitted to invest in any security authorized by the Ohio Revised Code, Section 135.14, or other relevant sections as amended. All investment procedures are conducted as specified in the Ohio Revised Code including, but not limited to, the collateralization of deposits and repurchase agreements. The maximum final maturity of any investment will be five years from the date of purchase. The City's investment practices have consistently protected the portfolio from unnecessary credit risk (safety) and market risks (liquidity) while providing a competitive yield. Currently some eligible investments in the portfolio were purchased with remaining terms of up to five years. Generally, the majority of purchases are still being made in investments with remaining terms of two years or less. Average days to maturity for the City's investments at December 31, 2017 was 404.

Investments are permitted in the following securities:

- United States Treasury notes, bills, bonds, or any other obligation or security issued by the United States Treasury or any other obligation guaranteed as to principal or interest by the United States;
- Bonds, notes, debentures, or any other obligations or securities issued by any federal government agency or instrumentality, including but not limited to, the Federal National Mortgage Association, Federal Home Loan Bank, Federal Home Loan Mortgage Corporation, Government National Mortgage Association, and Student Loan Marketing Association. All federal agency securities shall be direct issuances of federal government agencies or instrumentalities;

---

---

**CITY OF WILLOUGHBY, OHIO**  
**NOTES TO THE BASIC FINANCIAL STATEMENTS**  
**FOR THE YEAR ENDED DECEMBER 31, 2017**

---

---

- Written repurchase agreements in the securities listed above;
- Bonds and other obligations of the State of Ohio or Ohio local governments;
- Certificates of deposits (collateralized as described below) in eligible institutions or savings or deposit accounts;
- No-load money market funds consisting exclusively of obligations described in paragraph 1 or 2 of this section and repurchase agreements secured as described are made only through eligible institutions mentioned in Section 135.03 of the Ohio Revised Code;
- The State Treasury Asset Reserve Funds (STAR Ohio) as provided in Section 135.45 of the Ohio Revised Code;
- Bankers' acceptances and commercial paper, if training requirements have been met.

The following disclosure is based on the criteria described in GASB Statement No. 40, "Deposits and Investments Risk Disclosures".

***Cash on Hand***

At December 31, 2017, the City had \$5,670 in undeposited cash on hand, which is included on the balance sheet of the City as part of "Equity in City Treasury Cash and Investments".

***Deposits***

Custodial credit risk is the risk that in the event of a bank failure the City's deposits may not be returned. The City's policy is to place deposits with major local banks approved by Council. All deposits except for deposits held by fiscal and escrow agents or trustees, are collateralized with eligible securities in amount equal to at least 105 percent of the carrying value of the deposits. Such collateral, as permitted by Chapter 135 of the ORC is held in financial institution pools at Federal Reserve banks, or at member banks of the Federal Reserve system in the name of the respective depository bank and pledged as a pool of collateral against all of the public deposits it holds, or as specific collateral held at a Federal Reserve bank in the name of the City.

At December 31, 2017, the carrying amount of the City's deposits was \$11,398,096 including restricted cash of \$846,336 and the bank balance was \$11,934,937. \$9,471,753 of the City's bank balance was covered by Federal Depository Insurance. \$1,595,113 was uninsured and collateralized with securities held by the pledging financial institutions trust department or agent in the City's name. \$868,070 was uninsured and collateralized with securities held by the pledging financial institutions trust department or agent but not in the City's name. Although the securities were held by the pledging institution's trust department and all statutory requirements for the investments of money had been followed, noncompliance with Federal requirements could potentially subject the City to a successful claim by the FDIC.

**CITY OF WILLOUGHBY, OHIO**  
**NOTES TO THE BASIC FINANCIAL STATEMENTS**  
**FOR THE YEAR ENDED DECEMBER 31, 2017**

*Investments*

The City has a formal investment policy and utilizes a pooled investment concept for all its funds to maximize its investment program. STAR Ohio is measured at net asset value per share while all other investments are measured at fair value. Fair value is determined by quoted market prices and acceptable other pricing methodologies. The City categorizes its fair value measurements within the fair value hierarchy established by generally accepted accounting principles. The hierarchy is based on the valuation inputs used to measure the fair value of the asset. Level 1 inputs are quoted prices in active markets for identical assets. Level 2 inputs are significant other observable inputs. Level 3 inputs are significant unobservable inputs. The following table identifies the City's recurring fair value measurement as of December 31, 2017. As previously discussed STAR Ohio is reported at its net asset value. All other investments of the City are valued using quoted market prices (Level 1 inputs). As of December 31, 2017, fair value was \$65,153 below the City's net cost for investments.

Investment Type	Moody's Rating	S&P Rating	Fair Value	Investment Maturities		
				Less than 1 Year	1 to 2 Years	Greater than 2 Years
STAR Ohio	Aaa	AAAm	\$ 6,038,314	\$ 6,038,314	\$ 0	\$ 0
FHLB	Aaa	AA+	247,760	0	0	247,760
FNMA	Aaa	AA+	743,885	0	743,885	0
FHLMC	Aaa	AA+	5,096,994	499,765	3,562,171	1,035,058
Repurchase Agreements	Aaa	AA+	1,110,402	1,110,402	0	0
			<u>\$ 13,237,355</u>	<u>\$ 7,648,481</u>	<u>\$ 4,306,056</u>	<u>\$ 1,282,818</u>

*Interest Rate Risk:* As a means of limiting its exposure to fair value losses caused by rising interest rates, it is the City's investment policy that operating funds be invested primarily in short-term investments maturing within five years from the date of purchase and the City's investment portfolio be structured so that securities mature to meet cash requirements for ongoing operations and/or long-term debt payments. The intent of this policy is to avoid the need to sell securities prior to maturity.

*Credit Risk:* The credit risk of the City's investments is in the table above. Ohio law requires that STAR Ohio maintain the highest rating provided by at least one nationally recognized standard rating service. The City has no investments policy that would further limit its investment choices.

*Custodial Credit Risk:* For an investment, custodial credit risk is the risk that, in the event of the failure of the counterparty, the City will not be able to recover the value of its investments or collateral securities that are in the possession of an outside party. The U.S. Agency notes are exposed to custodial credit risk in that they are uninsured, unregistered, and held by the counterparty's trust department or agent but not in the City's name.

**CITY OF WILLOUGHBY, OHIO**  
**NOTES TO THE BASIC FINANCIAL STATEMENTS**  
**FOR THE YEAR ENDED DECEMBER 31, 2017**

The City has no investment policy dealing with investment custodial risk beyond the requirement in State statute that prohibits payment for investments prior to the delivery of the securities representing such investments to the Finance Director or qualified trustee.

*Concentration of Credit Risk:* The City Investment Policy places no limit on the amount it may invest in any one issuer. In 2017, the City's total investments are 38.5% in FHLMC, 5.6% in FNMA and 1.9% in FHLB. Other investments not specifically guaranteed by the U.S. Government total 54%.

**NOTE 6: INTERFUND TRANSFERS AND BALANCES**

As of December 31, 2017, interfund transfers were as follows:

<i>Transfer To</i>	<i>Transfer From</i>		<i>Total</i>
	<i>General Fund</i>	<i>Nonmajor Governmental Funds</i>	
Capital Projects Fund	\$ 0	\$ 30,000	\$ 30,000
General Bond Retirement Fund	0	225,000	225,000
Nonmajor Governmental Funds	<u>2,455,000</u>	<u>0</u>	<u>2,455,000</u>
Total	<u>\$ 2,455,000</u>	<u>\$ 255,000</u>	<u>\$ 2,710,000</u>

The General fund transfers to the Capital Projects and Nonmajor Governmental funds were made to provide additional resources for capital needs and current operations. The transfer from Nonmajor Governmental funds to the General Bond Retirement fund was for debt payment.

As of December 31, 2017, interfund balances were as follows:

	<b>Due from Other Funds</b>	<b>Due to Other Funds</b>
<b><u>Major Funds</u></b>		
General	\$ 135,000	\$ 0
Capital Projects	5,000	0
General Bond Retirement	918,903	0
Golf Course	<u>0</u>	<u>1,058,903</u>
	<u>\$ 1,058,903</u>	<u>\$ 1,058,903</u>

The City has internal balances of \$1,058,903. This includes advances from the General fund for Golf Course operations. The General Bond Retirement fund balances are for Golf Course debt payments and the Capital Projects fund balances are for an equipment purchase of the Golf Enterprise fund. The Golf Course advances of \$1,058,903 are not expected to be repaid within one year.

---



---

**CITY OF WILLOUGHBY, OHIO**  
**NOTES TO THE BASIC FINANCIAL STATEMENTS**  
**FOR THE YEAR ENDED DECEMBER 31, 2017**

---



---

**NOTE 7: BUDGETARY BASIS OF ACCOUNTING**

While the City is reporting financial position, results of operations, and changes in fund balances on the basis of generally accepted accounting principles (GAAP), the budgetary basis as provided by law is based upon accounting for certain transactions on a basis of cash receipts, disbursements, and encumbrances. The Statement of Revenues, Expenditures, and Changes in Fund Balance – Budget (Non-GAAP Basis) and Actual for the General fund is presented on the budgetary basis to provide a meaningful comparison of actual results with the budget.

The major differences between the budget basis and the GAAP basis are that:

- A. Revenues are recorded when received in cash (budget) as opposed to when susceptible to accrual (GAAP).
- B. Expenditures are recorded when paid in cash (budget) as opposed to when the liability is incurred (GAAP).
- C. Encumbrances are treated as expenditures (budget) rather than as a restricted, committed or assigned fund balance (GAAP).
- D. Advances In and Advances Out are operating transactions (budget) as opposed to balance sheet transactions (GAAP).
- E. Investments are reported at cost (budget) rather than fair value (GAAP).

The following table summarizes the adjustments necessary to reconcile the GAAP basis statement to the budget basis statement for the General fund.

<b>Net Change in Fund Balance</b>	
GAAP Basis	\$ (139,578)
Net Adjustment for Revenue Accruals	374,080
Fair Value Adjustment for Investments	16,905
Net Adjustment for Expenditure Accruals	(514,336)
Encumbrances	(540,611)
Current Expenditures Against Prior Year Encumbrances	443,053
Budget Basis	<u>\$ (360,487)</u>

**NOTE 8: RECEIVABLES**

Receivables at December 31, 2017 consisted primarily of municipal income taxes, property and other taxes, intergovernmental receivables arising from entitlements and shared revenues, special assessments, accrued interest on investments, and accounts (billings for user charged services).

No allowance for doubtful accounts has been recorded because uncollectible amounts are expected to be insignificant.

---

---

**CITY OF WILLOUGHBY, OHIO**  
**NOTES TO THE BASIC FINANCIAL STATEMENTS**  
**FOR THE YEAR ENDED DECEMBER 31, 2017**

---

---

**A. Property Taxes**

Property taxes include amounts levied against all real and public utility property located in the City. Property tax revenue received during 2017 for real and public property taxes represents collections of 2016 taxes.

2017 real property taxes are levied after October 1, 2017, on the assessed value as of January 1, 2017, the lien date. Assessed values are established by State law at 35 percent of appraised market value. 2017 real property taxes are collected in and intended to finance 2018 operations.

Public utility tangible personal property currently is assessed at varying percentages of true value; public utility real property is assessed at 35 percent of true value. 2017 public utility property taxes which became a lien December 31, 2016, are levied after October 1, 2017, and are collected in 2018 with real property taxes.

The full tax rate for all City operations for the year ended December 31, 2017, was \$8.54 per \$1,000 of assessed value. The assessed values of real and tangible personal property upon which 2017 property tax receipts were based are as follows:

Real Property	\$571,437,240
Public Utility Tangible	\$16,297,250
<b>Total</b>	<b>\$587,734,490</b>

Real property taxes are payable annually or semiannually. The due date for the 2017 levy was February 21, 2018, for all or one half of the taxes due. The second half due date is July 18, 2018.

The County Treasurer collects property taxes on behalf of all taxing districts in the County, including the City of Willoughby. The County Auditor periodically remits to the City its portion of the taxes collected.

Property taxes receivable represents real and tangible personal property taxes, public utility taxes and outstanding delinquencies which are measurable as of December 31, 2017 and for which there is an enforceable legal claim. In General, Police Pension, Fire Pension, Recreation, Road and Bridge, and General Bond Retirement funds, the entire receivable has been offset by deferred inflows since the current taxes were not levied to finance 2017 operations and the collection of delinquent taxes during the available period is not subject to reasonable estimation. On a full accrual basis, collectible delinquent property taxes have been recorded as revenue while the remainder of the receivable is a deferred inflow.



**CITY OF WILLOUGHBY, OHIO**  
**NOTES TO THE BASIC FINANCIAL STATEMENTS**  
**FOR THE YEAR ENDED DECEMBER 31, 2017**

**B. Municipal Income Taxes**

The City levies a municipal income tax of 2 percent on all salaries, wages, commissions, and other compensation, and net profits earned within the City, as well as resident incomes earned outside the City. In the latter case, the City allows a credit of 100 percent of the tax paid to another municipality not to exceed the amount owed. All taxes are remitted to the Regional Income Tax Agency, acting as an agent of the City.

Employers within the City are required to withhold income tax on employee compensation and remit the tax to the Regional Income Tax Agency either monthly or quarterly, as required. Corporations and other individual taxpayers are required to pay their estimated tax at least quarterly and file a final return annually.

**C. Intergovernmental Receivables**

A summary of the principal items of intergovernmental receivables follows:

<b>Governmental Activities:</b>	
Property & Other Local Taxes	\$ 13,447
Gasoline & Motor Vehicle Tax	486,439
Local Government	538,406
Charges for Service	63,190
Homestead and Rollback	174,000
Grants	63,901
Capital Reimbursement	23,863
Fines	260,158
Total Governmental	<u>1,623,404</u>
<b>Business-Type Activities:</b>	
Charges for Service	615,854
Grants	2,879
OWDA and OPWC	459,214
Total Business-Type	<u>1,077,947</u>
<b>Total Intergovernmental Receivables</b>	<b>\$ <u>2,701,351</u></b>

**D. Loan Receivable**

The City is reporting a long-term loan receivable related to the Airport Improvement bonds (See Note 16). During 2014, the City entered into an agreement with the Lake County Port and Economic Development Authority for the transfer of ownership of the Willoughby Lost Nation Municipal Airport. As part of this agreement the Lake County Port and Economic Development Authority is obligated to make annual debt payments to reimburse the City for the Airport Improvement bonds. At December 31, 2017, the remaining balance being reported in the City's financial statements is \$130,000.

**CITY OF WILLOUGHBY, OHIO**  
**NOTES TO THE BASIC FINANCIAL STATEMENTS**  
**FOR THE YEAR ENDED DECEMBER 31, 2017**

**NOTE 9: CAPITAL ASSETS**

A summary of changes in capital assets during 2017 follows:

	Balance 01/01/17	Additions	Deletions	Balance 12/31/17
<b>Governmental Activities</b>				
<i>Capital Assets Not Being Depreciated</i>				
Land	\$7,583,203	\$1,227,860	\$0	\$8,811,063
Construction in Progress	5,828,018	323,932	(\$131,431)	6,020,519
<i>Total Capital Assets Not Being Depreciated</i>	<u>13,411,221</u>	<u>1,551,792</u>	<u>(131,431)</u>	<u>14,831,582</u>
<i>Capital Assets Being Depreciated</i>				
Buildings	22,469,414	2,636,071	0	25,105,485
Improvements	14,638,062	895,678	0	15,533,740
Machinery and Equipment	12,603,467	714,112	(348,514)	12,969,065
<b>Infrastructure:</b>				
Roads	36,015,677	1,031,297	(636,753)	36,410,221
Sidewalks	1,163,026	0	0	1,163,026
Curbs & Gutters	985,795	0	0	985,795
Storm Sewers	11,587,540	0	0	11,587,540
Street Lights	41,948	0	0	41,948
Traffic Signals	1,790,846	0	0	1,790,846
Bridges	533,211	0	0	533,211
<i>Total Capital Assets Being Depreciated</i>	<u>101,828,986</u>	<u>5,277,158</u>	<u>(985,267)</u>	<u>106,120,877</u>
<i>Less Accumulated Depreciation</i>				
Buildings	(10,169,171)	(566,645)	0	(10,735,816)
Improvements	(10,332,464)	(426,528)	0	(10,758,992)
Machinery and Equipment	(8,730,254)	(718,276)	331,088	(9,117,442)
<b>Infrastructure:</b>				
Roads	(19,526,723)	(2,603,110)	636,753	(21,493,080)
Sidewalks	(866,788)	(40,058)	0	(906,846)
Curbs & Gutters	(760,964)	(34,589)	0	(795,553)
Storm Sewers	(5,124,598)	(288,809)	0	(5,413,407)
Street Lights	(39,852)	0	0	(39,852)
Traffic Signals	(1,461,048)	(23,157)	0	(1,484,205)
Bridges	(175,566)	(9,964)	0	(185,530)
<i>Total Accumulated Depreciation</i>	<u>(57,187,428)</u>	<u>(4,711,136)</u>	<u>967,841</u>	<u>(60,930,723)</u>
<i>Total Capital Assets Being Depreciated, Net</i>	<u>44,641,558</u>	<u>566,022</u>	<u>(17,426)</u>	<u>45,190,154</u>
<b>Total Government Activities Capital Assets, Net</b>	<u><u>\$58,052,779</u></u>	<u><u>\$2,117,814</u></u>	<u><u>(\$148,857)</u></u>	<u><u>\$60,021,736</u></u>

**CITY OF WILLOUGHBY, OHIO**  
**NOTES TO THE BASIC FINANCIAL STATEMENTS**  
**FOR THE YEAR ENDED DECEMBER 31, 2017**

**NOTE 9: CAPITAL ASSETS (CONTINUED)**

	Balance 01/01/17	Additions	Deletions	Balance 12/31/17
<b>Business-Type Activities</b>				
<i>Capital Assets Not Being Depreciated</i>				
Land	\$2,673,107	\$0	\$0	\$2,673,107
Construction in Progress	820,743	98,774	(774,750)	144,767
<i>Total Capital Assets Not Being Depreciated</i>	<u>3,493,850</u>	<u>98,774</u>	<u>(774,750)</u>	<u>2,817,874</u>
<i>Capital Assets Being Depreciated</i>				
Buildings	20,207,269	5,676,434	0	25,883,703
Improvements	43,553,290	25,200	(447,466)	43,131,024
Machinery and Equipment	5,210,294	178,957	0	5,389,251
<i>Total Capital Assets Being Depreciated</i>	<u>68,970,853</u>	<u>5,880,592</u>	<u>(447,466)</u>	<u>74,403,978</u>
<i>Less Accumulated Depreciation</i>				
Buildings	(13,550,250)	(603,079)	0	(14,153,329)
Improvements	(19,607,305)	(1,022,812)	447,466	(20,182,651)
Machinery and Equipment	(3,412,339)	(203,999)	0	(3,616,338)
<i>Total Accumulated Depreciation</i>	<u>(36,569,894)</u>	<u>(1,829,890)</u>	<u>447,466</u>	<u>(37,952,318)</u>
<i>Total Capital Assets Being Depreciated, Net</i>	<u>32,400,959</u>	<u>4,050,702</u>	<u>0</u>	<u>36,451,660</u>
<b>Total Business-Type Capital Assets, Net</b>	<u><u>\$35,894,809</u></u>	<u><u>\$4,149,476</u></u>	<u><u>(\$774,750)</u></u>	<u><u>\$39,269,534</u></u>
Depreciation expense was charged to governmental functions as follows:				
General Government				\$375,215
Security of Persons and Property				619,893
Public Health and Welfare				10,564
Community Environment				6,411
Leisure Time Activities				271,306
Transportation				2,925,178
Basic Utility Service				502,569
<b>Total</b>				<u><u>\$4,711,136</u></u>
Depreciation expense was charged to business-type activities as follows:				
Golf				\$143,861
Sewer				1,686,029
<b>Total</b>				<u><u>\$1,829,890</u></u>

---

---

**CITY OF WILLOUGHBY, OHIO**  
**NOTES TO THE BASIC FINANCIAL STATEMENTS**  
**FOR THE YEAR ENDED DECEMBER 31, 2017**

---

---

**NOTE 10: DEFINED BENEFIT PENSION PLANS**

**Net Pension Liability**

The net pension liability/(asset) reported on the statement of net position represents a liability to employees for pensions. Pensions are a component of exchange transactions—between an employer and its employees—of salaries and benefits for employee services. Pensions are provided to an employee—on a deferred-payment basis—as part of the total compensation package offered by an employer for employee services each financial period. The obligation to sacrifice resources for pensions is a present obligation because it was created as a result of employment exchanges that already have occurred.

The net pension liability represents the City’s proportionate share of each pension plan’s collective actuarial present value of projected benefit payments attributable to past periods of service, net of each pension plan’s fiduciary net position. The net pension liability calculation is dependent on critical long-term variables, including estimated average life expectancies, earnings on investments, cost of living adjustments and others. While these estimates use the best information available, unknowable future events require adjusting this estimate annually.

Ohio Revised Code limits the City’s obligation for this liability to annually required payments. The City cannot control benefit terms or the manner in which pensions are financed; however, the City does receive the benefit of employees’ services in exchange for compensation including pension.

GASB 68 assumes the liability is solely the obligation of the employer, because (1) they benefit from employee services; and (2) State statute requires all funding to come from these employers. All contributions to date have come solely from these employers (which also includes costs paid in the form of withholdings from employees). State statute requires the pension plans to amortize unfunded liabilities within 30 years. If the amortization period exceeds 30 years, each pension plan’s board must propose corrective action to the State legislature. Any resulting legislative change to benefits or funding could significantly affect the net pension liability. Resulting adjustments to the net pension liability would be effective when the changes are legally enforceable.

The proportionate share of each plan’s unfunded benefits is presented as a long-term *net pension liability* on the accrual basis of accounting. Any liability for the contractually-required pension contribution outstanding at the end of the year is included in *intergovernmental payable* on both the accrual and modified accrual bases of accounting.

**Plan Description – Ohio Public Employees Retirement System (OPERS)**

Plan Description - City employees, other than full-time police and firefighters, participate in the Ohio Public Employees Retirement System (OPERS). OPERS administers three separate pension plans. The traditional pension plan is a cost-sharing, multiple-employer defined benefit pension plan. The member-directed plan is a defined contribution plan and the combined plan is a cost-sharing, multiple-employer defined benefit pension plan with

---



---

**CITY OF WILLOUGHBY, OHIO**  
**NOTES TO THE BASIC FINANCIAL STATEMENTS**  
**FOR THE YEAR ENDED DECEMBER 31, 2017**

---



---

defined contribution features. While members (e.g. City employees) may elect the member-directed plan and the combined plan, substantially all employee members are in OPERS' traditional plan; therefore, the following disclosure focuses on the traditional pension plan.

OPERS provides retirement, disability, survivor and death benefits, and annual cost of living adjustments to members of the traditional plan. Authority to establish and amend benefits is provided by Chapter 145 of the Ohio Revised Code. OPERS issues a stand-alone financial report that includes financial statements, required supplementary information and detailed information about OPERS' fiduciary net position that may be obtained by visiting <https://www.opers.org/financial/reports.shtml>, by writing to the Ohio Public Employees Retirement System, 277 East Town Street, Columbus, Ohio 43215-4642, or by calling 800-222-7377.

Senate Bill (SB) 343 was enacted into law with an effective date of January 7, 2013. In the legislation, members were categorized into three groups with varying provisions of the law applicable to each group. The following table provides age and service requirements for retirement and the retirement formula applied to final average salary (FAS) for the three member groups under the traditional plan as per the reduced benefits adopted by SB 343 (see OPERS' CAFR referenced above for additional information):

<b>GROUP A</b> Eligible to retire prior to January 7, 2013 or five years after January 7, 2013	<b>GROUP B</b> 20 years of service credit prior to January 7, 2013 or eligible to retire ten years after January 7, 2013	<b>GROUP C</b> Members not in other Groups and members hired on or after January 7, 2013
<b>State and Local</b>	<b>State and Local</b>	<b>State and Local</b>
<b>Age and Service Requirements:</b> Age 60 with 60 months of service credit or Age 55 with 25 years of service credit	<b>Age and Service Requirements:</b> Age 60 with 60 months of service credit or Age 55 with 25 years of service credit	<b>Age and Service Requirements:</b> Age 57 with 25 years of service credit or Age 62 with 5 years of service credit
<b>Formula:</b> 2.2% of FAS multiplied by years of service for the first 30 years and 2.5% for service years in excess of 30	<b>Formula:</b> 2.2% of FAS multiplied by years of service for the first 30 years and 2.5% for service years in excess of 30	<b>Formula:</b> 2.2% of FAS multiplied by years of service for the first 35 years and 2.5% for service years in excess of 35

Final average Salary (FAS) represents the average of the three highest years of earnings over a member's career for Groups A and B. Group C is based on the average of the five highest years of earnings over a member's career.

Members who retire before meeting the age and years of service credit requirement for unreduced benefits receive a percentage reduction in the benefit amount.

When a benefit recipient has received benefits for 12 months, an annual cost of living adjustment (COLA) is provided. This COLA is calculated on the base retirement benefit at the date of retirement and is not compounded. For those retiring prior to January 7, 2013, the COLA will continue to be a 3 percent simple annual COLA. For those retiring subsequent to January 7, 2013, beginning in calendar year 2019, the COLA will be based on the average percentage increase in the Consumer Price Index, capped at 3 percent.

**CITY OF WILLOUGHBY, OHIO**  
**NOTES TO THE BASIC FINANCIAL STATEMENTS**  
**FOR THE YEAR ENDED DECEMBER 31, 2017**

Funding Policy - The Ohio Revised Code (ORC) provides statutory authority for member and employer contributions as follows:

	<u>STATE &amp; LOCAL</u>
<b>2017 Statutory Maximum Contribution Rates</b>	
EMPLOYER	14%
EMPLOYEE	10%
<b>2017 Actual Contribution Rates</b>	
EMPLOYER:	
Pension	13%
Post-employment Health Care Benefits	1%
TOTAL EMPLOYER	<u>14%</u>
EMPLOYEE	<u>10%</u>

Employer contribution rates are actuarially determined and are expressed as a percentage of covered payroll. The City’s contractually required contributions were \$1,123,313 for fiscal year ending December 31, 2017.

**Plan Description – Ohio Police & Fire Pension Fund (OP&F)**

Plan Description – The City’s full-time police and firefighters participate in Ohio Police and Fire Pension Fund (OP&F), a cost-sharing, multiple-employer defined benefit pension plan administered by OP&F. OP&F provides retirement and disability pension benefits, annual cost-of-living adjustments, and death benefits to plan members and beneficiaries. Benefit provisions are established by the Ohio State Legislature and are codified in Chapter 742 of the Ohio Revised Code. OP&F issues a publicly available financial report that includes financial information and required supplementary information and detailed information about OP&F fiduciary net position. The report that may be obtained by visiting the OP&F website at [www.op-f.org](http://www.op-f.org) or by writing to the Ohio Police and Fire Pension Fund, 140 East Town Street, Columbus, Ohio 43215-5164.

Upon attaining a qualifying age with sufficient years of service, a member of OP&F may retire and receive a lifetime monthly pension. OP&F offers four types of service retirement: normal, service commuted, age/service commuted and actuarially reduced. Each type has different eligibility guidelines and is calculated using the member’s average annual salary. The following discussion of the pension formula relates to normal service retirement.

For members hired after July 1, 2013, the minimum retirement age is 52 for normal service retirement with at least 25 years of service credit. For members hired on or before July 1, 2013, the minimum retirement age is 48 for normal service retirement with at least 25 years of service credit.

---



---

**CITY OF WILLOUGHBY, OHIO**  
**NOTES TO THE BASIC FINANCIAL STATEMENTS**  
**FOR THE YEAR ENDED DECEMBER 31, 2017**

---



---

The annual pension benefit for normal service retirement is equal to a percentage of the allowable average annual salary. The percentage equals 2.5 percent for each of the first 20 years of service credit, 2.0 percent for each of the next five years of service credit and 1.5 percent for each year of service credit in excess of 25 years. The maximum pension of 72 percent of the allowable average annual salary is paid after 33 years of service credit.

Under normal service retirement, retired members who are at least 55 years old and have been receiving OP&F benefits for at least one year may be eligible for a cost-of-living allowance adjustment. The age 55 provision for receiving a COLA does not apply to those who are receiving a permanent and total disability benefit and statutory survivors.

Members retiring under normal service retirement, with less than 15 years of service credit on July 1, 2013, will receive a COLA equal to either three percent or the percent increase, if any, in the consumer price index (CPI) over the 12-month period ending on September 30 of the immediately preceding year, whichever is less. The COLA amount for members with at least 15 years of service credit as of July 1, 2013 is equal to three percent of their base pension or disability benefit.

Funding Policy - The Ohio Revised Code (ORC) provides statutory authority for member and employer contributions as follows:

	<b>POLICE</b>	<b>FIRE</b>
<b>2017 Statutory Maximum Contribution Rates</b>		
EMPLOYER:	19.50 %	24.00 %
EMPLOYEE:	12.25 %	12.25 %
<b>2017 Actual Contribution Rates</b>		
EMPLOYER:		
Pension	19.00 %	23.50 %
Post-employment Health Care Benefits	0.50	0.50
Total Employer	<u>19.50 %</u>	<u>24.00 %</u>
Total Employee	<u>12.25 %</u>	<u>12.25 %</u>

Employer contribution rates are expressed as a percentage of covered payroll. The City's contractually required contribution to OP&F was \$1,586,498 for 2017. Of this amount, \$30,853 is reported as an intergovernmental payable.

In addition to current contributions, the City pays installments on a specific liability incurred when the State of Ohio established the statewide pension system Police and Fire in 1967. As of December 31, 2017, the specific liability of the City was \$90,316 payable in semi-annual payments through the year 2035.

**CITY OF WILLOUGHBY, OHIO**  
**NOTES TO THE BASIC FINANCIAL STATEMENTS**  
**FOR THE YEAR ENDED DECEMBER 31, 2017**

**Pension Liabilities, Pension Assets, Pension Expense, and Deferred Outflows of Resources and Deferred Inflows of Resources Related to Pensions**

The net pension liability for OPERS was measured as of December 31, 2016, and the total pension liability used to calculate the net pension liability was determined by an actuarial valuation as of that date. OP&F's total pension liability was measured as of December 31, 2016, and was determined by rolling forward the total pension liability as of January 1, 2016, to December 31, 2016. The City's proportion of the net pension liability was based on the City's share of contributions to the pension plan relative to the contributions of all participating entities. Following is information related to the proportionate share and pension expense:

	OPERS Traditional Pension Plan	OPERS Combined Pension Plan	OP&F Police	OP&F Fire	Total
Proportionate Share of the Net Pension Liability/(Asset)	\$14,638,449	(\$29,055)	\$10,018,029	\$ 11,084,183	\$35,711,606
Proportion of the Net Pension Liability/Asset	0.064463%	0.052203%	0.158165%	0.174998%	
Pension Expense	\$ 2,949,772	\$ 19,843	\$ 1,166,454	\$ 1,278,286	\$ 5,414,355

At December 31, 2017, the City reported deferred outflows of resources and deferred inflows of resources related to pensions from the following sources:

	OPERS	OP&F Police	OP&F Fire	Total
<b><u>Deferred Outflows of Resources</u></b>				
Net difference between projected and actual earnings on pension plan investments	\$2,187,091	\$974,211	\$1,077,887	\$4,239,189
Differences between expected and actual experience	19,841	2,834	3,135	25,810
Changes of assumptions	2,328,916	0	0	2,328,916
City contributions subsequent to the measurement date	<u>1,123,313</u>	<u>753,172</u>	<u>833,326</u>	<u>2,709,811</u>
Total Deferred Outflows of Resources	<u>\$5,659,161</u>	<u>\$1,730,217</u>	<u>\$1,914,348</u>	<u>\$9,303,726</u>
<b><u>Deferred Inflows of Resources</u></b>				
Differences between expected and actual experience	\$101,983	\$23,066	\$25,520	\$150,569
Changes in proportion and differences between City contributions and proportionate share of contributions	<u>273,626</u>	<u>364,032</u>	<u>467,644</u>	<u>1,105,302</u>
Total Deferred Inflows of Resources	<u>\$375,609</u>	<u>\$387,098</u>	<u>\$493,164</u>	<u>\$1,255,871</u>



**CITY OF WILLOUGHBY, OHIO**  
**NOTES TO THE BASIC FINANCIAL STATEMENTS**  
**FOR THE YEAR ENDED DECEMBER 31, 2017**

\$2,709,811 was reported as deferred outflows of resources related to pension resulting from City's contributions subsequent to the measurement date which will be recognized as a reduction of the net pension liability in the year ending December 31, 2018. Other amounts reported as deferred outflows of resources and deferred inflows of resources related to pension will be recognized in pension expense as follows:

	<b>OPERS</b>	<b>OP&amp;F Police</b>	<b>OP&amp;F Fire</b>	<b>Total</b>
Year Ending December 31:				
2018	\$1,675,136	\$298,193	\$313,742	\$2,287,071
2019	1,790,906	298,195	313,741	2,402,842
2020	767,034	209,909	216,061	1,193,004
2021	(66,300)	(137,898)	(168,761)	(372,959)
2022	(2,131)	(71,427)	(79,473)	(153,031)
Thereafter	(4,406)	(7,025)	(7,452)	(18,883)
<b>Total</b>	<b><u>\$4,160,239</u></b>	<b><u>\$589,947</u></b>	<b><u>\$587,858</u></b>	<b><u>\$5,338,044</u></b>

**Actuarial Assumptions - OPERS**

Actuarial valuations of an ongoing plan involve estimates of the values of reported amounts and assumptions about the probability of occurrence of events far into the future. Examples include assumptions about future employment, mortality, and cost trends. Actuarially determined amounts are subject to continual review or modification as actual results are compared with past expectations and new estimates are made about the future.

Projections of benefits for financial reporting purposes are based on the substantive plan (the plan as understood by the employers and plan members) and include the types of benefits provided at the time of each valuation. The total pension liability in the December 31, 2016, actuarial valuation was determined using the following actuarial assumptions, applied to all prior periods included in the measurement in accordance with the requirements of GASB 67. In 2016, the Board of Trustees' actuarial consultants conducted an experience study for the period 2011 through 2015, comparing assumptions to actual results. The experience study incorporates both a historical view and forward-looking projections to determine the appropriate set of assumptions to keep the plan on a path toward full funding. Information from this study led to changes in both demographic and economic assumptions, with the most notable being a reduction in the actuarially assumed rate of return from 8.0 percent down to 7.5 percent, for the defined benefit investments.

---



---

**CITY OF WILLOUGHBY, OHIO**  
**NOTES TO THE BASIC FINANCIAL STATEMENTS**  
**FOR THE YEAR ENDED DECEMBER 31, 2017**

---



---

Key methods and assumptions used in the last actuarial evaluation, reflecting experience study results, are presented below:

Wage Inflation	3.25%
Future Salary Increases, including inflation COLA or Ad Hoc COLA	3.25% -10.75% including wage inflation Pre 1/7/2013 retirees; 3%, simple Post 1/7/2013 retirees; 3%, simple through 2018, then 2.15% simple
Investment Rate of Return	7.5%
Actuarial Cost Method	Individual Entry Age

The total pension asset in the December 31, 2016 actuarial valuation was determined using the following actuarial assumptions, applied to all periods included in the measurement:

Wage Inflation	3.25%
Future Salary Increases, including inflation COLA or Ad Hoc COLA	3.25% -8.25% including wage inflation Pre 1/7/2013 retirees; 3%, simple Post 1/7/2013 retirees; 3%, simple through 2018, then 2.15% simple
Investment Rate of Return	7.5%
Actuarial Cost Method	Individual Entry Age

Mortality rates were based on the RP-2014 Health Annuitant Mortality table. For males, Health Annuitant Mortality tables were used, adjusted for mortality improvement back to the observant period base of 2006 and then established the base year as 2015. For females, Health Annuitant Mortality tables were used, adjusted for mortality improvements back to the observation base period year of 2006 and then established the base year as 2010. The mortality rates used in evaluating disability allowances were based on the RP-2014 Disabled Mortality tables, adjusted for mortality improvement back to the observation base year of 2006 and then established the base year as 2015 for males and 2010 for females. Mortality rates for a particular calendar year for both healthy and disabled retiree mortality tables are determined by applying the MP-2015 mortality improvement scale to the above described tables.

The most recent experience study was completed for the five year period ended December 31, 2015.

The long-term rate of return on defined benefit investment assets was determined using a building-block method in which best-estimate ranges of expected future real rates of return are developed for each major asset class. These ranges are combined to produce the long-term expected real rate of return by weighting the expected future real rates of return by the target asset allocation percentage, adjusted for inflation.

OPERS manages investments in four investment portfolios: the Defined Benefits portfolio, the 401(h) Health Care portfolio, the 115 Health Care Trust portfolio and the Defined Contribution portfolio. The 401(h) Health Care Trust portfolio was closed as of June 30, 2016 and the net position transferred to the 115 Health Care Trust portfolio on July 1,

**CITY OF WILLOUGHBY, OHIO**  
**NOTES TO THE BASIC FINANCIAL STATEMENTS**  
**FOR THE YEAR ENDED DECEMBER 31, 2017**

2016. The Defined Benefit portfolio includes the investment assets of the Traditional Pension Plan, the defined benefit component of the Combined Plan, and the annuitized accounts of the Member-Directed Plan. The Defined Benefit portfolio historically included the assets of the Member-Directed retiree medical accounts funded through the VEBA Trust. However, the VEBA Trust was closed as of June 30, 2016. Within the Defined Benefit portfolio, contributions into the plans are all recorded at the same time, and benefit payments all occur on the first of the month. Accordingly, the money-weighted rate of return is considered to be the same for all plans within the portfolio. The annual money weighted rate of return expressing investment performance, net of investments expense and adjusted for the changing amounts actually invested, for the Defined Benefit portfolio is 8.30 percent for 2016.

The allocation of investment assets with the Defined Benefit portfolio is approved by the Board of Trustees as outlined in the annual investment plan. Plan assets are managed on a total return basis with a long-term objective of achieving and maintaining a fully funded status for the benefits provided through the defined benefit pension plans. The table below displays the Board-approved asset allocation policy for 2016 and the long-term expected real rates of return:

Asset Class	Target Allocation	Weighted Average Long-Term Expected Real Rate of Return (Arithmetic)
Fixed Income	23.00 %	2.75 %
Domestic Equities	20.70	6.34
Real Estate	10.00	4.75
Private Equity	10.00	8.97
International Equities	18.30	7.95
Other investments	18.00	4.92
<b>Total</b>	<b>100.00 %</b>	<b>5.66 %</b>

**Discount Rate** The discount rate used to measure the total pension liability was 7.5 percent, post- experience study results. The projection of cash flows used to determine the discount rate assumed that contributions from plan members and those of the contributing employers are made at the statutorily required rates. Based on those assumptions, the pension plan’s fiduciary net position was projected to be available to make all projected future benefits payments of current plan members. Therefore, the long-term expected rate of return on pension plan investments was applied to all periods of projected benefit payments to determine the total pension liability.

**Sensitivity of the City’s Proportionate Share of the Net Pension Liability to Changes in the Discount Rate** The following table presents the City’s proportionate share of the net pension liability calculated using the current period discount rate assumption of 7.5 percent, as well as what the City’s proportionate share of the net pension liability would be if it

**CITY OF WILLOUGHBY, OHIO**  
**NOTES TO THE BASIC FINANCIAL STATEMENTS**  
**FOR THE YEAR ENDED DECEMBER 31, 2017**

were calculated using a discount rate that is one-percentage-point lower (6.5 percent) or one-percentage-point higher (8.5 percent) than the current rate:

City's proportionate share of the net pension liability/(asset)	1% Decrease (6.50%)	Current Discount Rate (7.50%)	1% Increase (8.50%)
Traditional Pension Plan	\$22,363,504	\$14,638,449	\$8,200,983
Combined Plan	\$2,088	(\$29,055)	(\$53,247)

**Actuarial Assumptions – OP&F**

OP&F's total pension liability as of December 31, 2016 is based on the results of an actuarial valuation date of January 1, 2016, and rolled-forward using generally accepted actuarial procedures. The total pension liability is determined by OP&F's actuaries in accordance with GASB Statement No. 67, as part of their annual valuation. Actuarial valuations of an ongoing plan involve estimates of reported amounts and assumptions about probability of occurrence of events far into the future. Examples include assumptions about future employment mortality, salary increases, disabilities, retirements and employment terminations. Actuarially determined amounts are subject to continual review and potential modifications, as actual results are compared with past expectations and new estimates are made about the future.

Key methods and assumptions used in calculating the total pension liability in the latest actuarial valuation, prepared as of January 1, 2016, are presented below:

Valuation Date	January 1, 2016
Actuarial Cost Method	Entry Age Normal
Investment Rate of Return	8.25%
Projected Salary Increases	4.25% - 11%
Payroll Increases	3.75%
Inflation Assumptions	3.25%
Cost of Living Adjustments	2.60% and 3.00% Simple

Rates of death are based on the RP2000 Combined Table, age-adjusted as follows. For active members, set back six years. For disability retirements, set forward five years for police and three years for firefighters. For service retirements, set back zero years for police and two years for firefighters. For beneficiaries, set back zero years. The rates are applied on a fully generational basis, with a base year of 2009, using mortality improvement Scale AA.

The most recent experience study was completed January 1, 2012.

**CITY OF WILLOUGHBY, OHIO**  
**NOTES TO THE BASIC FINANCIAL STATEMENTS**  
**FOR THE YEAR ENDED DECEMBER 31, 2017**

The long-term expected rate of return on pension plan investments was determined using a building-block approach and assumes a time horizon, as defined in the Statement of Investment Policy. A forecasted rate of inflation serves as the baseline for the return expectation. Various real return premiums over the baseline inflation rate have been established for each asset class. The long-term expected nominal rate of return has been determined by calculating a weighted averaged of the expected real return premiums for each asset class, adding the projected inflation rate and adding the expected return from rebalancing uncorrelated asset classes. Best estimates of the long-term expected geometric real rates of return for each major asset class included in OP&F's target asset allocation as of December 31, 2017 are summarized below:

<b>Asset Class</b>	<b>Target Allocation</b>	<b>10 year Expected Real Rate of Return**</b>	<b>30 year Expected Real Rate of Return**</b>
Cash and Cash Equivalents	0.00 %	0.00 %	0.00 %
Domestic Equity	16.00	4.46	5.21
Non-US Equity	16.00	4.66	5.40
Core Fixed Income *	20.00	1.67	2.37
Global Inflation Protected *	20.00	0.49	2.33
High Yield	15.00	3.33	4.48
Real Estate	12.00	4.71	5.65
Private Markets	8.00	7.31	7.99
Timber	5.00	6.87	6.87
Master Limited Partnerships	<u>8.00</u>	6.92	7.36
Total	<u>120.00 %</u>		

\* levered 2x  
\*\* numbers are net of expected inflation

OP&F's Board of Trustees has incorporated the "risk parity" concept into OP&F's asset liability valuation with the goal of reducing equity risk exposure, which reduces overall Total Portfolio risk without sacrificing return, and creating a more risk-balanced portfolio based on their relationship between asset classes and economic environments. From the notional portfolio perspective above, the Total Portfolio may be levered up to 1.2 times due to the application of leverage in certain fixed income asset classes.

**Discount Rate** The total pension liability was calculated using the discount rate of 8.25 percent. The projection of cash flows used to determine the discount rate assumed the contributions from employers and from the members would be computed based on contribution requirements as stipulated by State statute. Projected inflows from investment earning were calculated using the longer-term assumed investment rate of return 8.25 percent. Based on those assumptions, the plan's fiduciary net position was projected to be available to make all future benefit payments of current plan members. Therefore, a long-term expected rate of return on pension plan investments was applied to all periods of projected benefits to determine the total pension liability.

**CITY OF WILLOUGHBY, OHIO**  
**NOTES TO THE BASIC FINANCIAL STATEMENTS**  
**FOR THE YEAR ENDED DECEMBER 31, 2017**

*Sensitivity of the City's Proportionate Share of the Net Pension Liability to Changes in the Discount Rate* Net pension liability is sensitive to changes in the discount rate, and to illustrate the potential impact the following table presents the net pension liability calculated using the discount rate of 8.25 percent, as well as what the net pension liability would be if it were calculated using a discount rate that is one percentage point lower (7.25 percent), or one percentage point higher (9.25 percent) than the current rate.

	<b>1% Decrease (7.25%)</b>	<b>Current Discount Rate (8.25%)</b>	<b>1% Increase (9.25%)</b>
City's proportionate share of the net pension liability	\$ 28,105,646	\$ 21,102,212	\$ 15,166,707

*Changes Between Measurement Date and Report Date* In October 2017, the OP&F Board adopted certain assumption changes which will impact their annual actuarial valuation prepared as of January 1, 2017. The most significant change is a reduction in the discount rate from 8.25 percent to 8 percent. Although the exact amount of these changes is not known, it has the potential to impact to the City's net pension liability.

**NOTE 11: POST-EMPLOYMENT BENEFITS**

**A. Ohio Public Employees Retirement System (OPERS)**

*Plan Description* - Ohio Public Employees Retirement System (OPERS) administers three separate pension plans: The Traditional Pension Plan – a cost-sharing, multiple-employer defined benefit pension plan; the Member-Directed Plan – a defined contribution plan; and the Combined Plan – a cost-sharing, multiple-employer defined benefit pension plan that has elements of both a defined benefit and defined contribution plan.

OPERS maintains a cost-sharing, multiple-employer defined benefit post-employment health care trust, which funds multiple health care plans including medical coverage, prescription drug coverage and deposits to a Health Reimbursement Arrangement to qualifying benefit recipients of both the Traditional Pension and the Combined plans. Members of the Member-Directed plan do not qualify for ancillary benefits, including OPERS sponsored health care coverage. OPERS funds a Retiree Medical Account (RMA) for participants in the Member-Directed Plan. At retirement or refund, participants can be reimbursed for qualified medical expenses from their vested RMA balance.

In order to qualify for post-employment health care coverage, age-and-service retirees under the Traditional Pension and Combined Plans must have 20 or more years of qualifying Ohio service credit. Health care coverage for disability benefit recipients and qualified survivor benefit recipients is available. The health care coverage provided by OPERS meets the definition of an Other Post Employment Benefit (OPEB) as described in GASB Statement 45.

---

---

**CITY OF WILLOUGHBY, OHIO**  
**NOTES TO THE BASIC FINANCIAL STATEMENTS**  
**FOR THE YEAR ENDED DECEMBER 31, 2017**

---

---

The Ohio Revised Code permits, but does not mandate, OPERS to provide OPEB benefits to its eligible members and beneficiaries. Authority to establish and amend benefits is provided in Chapter 145 of the Ohio Revised Code.

OPERS issues a stand-alone financial report. Interested parties can obtain a copy by visiting <https://www.opers.org/financial/reports.shtml#CAFR>, writing to OPERS at 277 East Town Street, Columbus, Ohio 43215-4642 or by calling 1-800-222-PERS (7377) or (614) 222-5601.

**Funding Policy** - The Ohio Revised Code provides the statutory authority requiring public employers to fund post-retirement health care through their contributions to OPERS. A portion of each employer's contribution to OPERS is set aside for the funding of post-retirement health care.

Employer contribution rates are expressed as a percentage of the earnable salary of active members. In 2017, local government employers contributed at a rate of 14% of covered payroll. The Ohio Revised Code currently limits the employer contribution to a rate not to exceed 14.0% of covered payroll for state and local employer units. Active members do not fund health care.

Each year, the OPERS Retirement Board determines the portion of the employer contribution rate that will be set aside for funding of post-employment health care benefits. For 2017, the employer contributions allocated to the health care plan for members of the Traditional Plan and the Combined Plan was 1%. As recommended by OPERS' actuary, contributions will decrease to 0% beginning January 1, 2018 for both plans. The OPERS Retirement Board is also authorized to establish rules for the payment of a portion of the health care benefits by the retiree or their surviving beneficiaries. Payment amounts vary depending on the number of covered dependents and the coverage selected. The employer contribution as a percentage of covered payroll deposited into the RMA for participants in the Member-Directed Plan for 2017 was 4.0%.

The total employer contribution rate is the statutorily required contribution rates for OPERS. The City's actual contributions for the years 2017, 2016, and 2015 which were used to fund post-employment benefits were \$89,162, \$175,193, and \$173,306 respectively. The City's portion is calculated by multiplying actual employer contributions by the employer contribution rate determined to be 0.0714 for 2017.

**B. Ohio Police and Fire Pension Fund (OP&F)**

**Plan Description** - The City of Willoughby contributes to the Ohio Police & Fire Pension Fund (OP&F) sponsored healthcare program, a cost-sharing multiple-employer defined post-employment healthcare plan administered by OP&F. Healthcare benefits provided by OP&F include medical coverage, prescription drugs, dental, vision, Medicare Part B Premium and long term care to retirees, qualifying benefit recipients and their eligible dependents.

---

---

**CITY OF WILLOUGHBY, OHIO**  
**NOTES TO THE BASIC FINANCIAL STATEMENTS**  
**FOR THE YEAR ENDED DECEMBER 31, 2017**

---

---

OP&F provides access to post-retirement healthcare coverage for any person who receives or is eligible to receive a monthly service, disability or survivor benefit check or is a spouse or eligible dependent child of such person. The healthcare coverage provided by OP&F meets the definition of an Other Post-employment Benefit (OPEB) as described in GASB Statement No. 45.

The Ohio Revised Code allows, but does not mandate OP&F to provide OPEB benefits. Authority for the OP&F Board of Trustees to provide healthcare coverage to eligible participants and to establish and amend benefits is codified in Chapter 742 of the Ohio Revised Code.

**Funding Policy** - The Ohio Revised Code provides for contribution requirements of the participating employers and of plan members to the OP&F (defined benefit pension plan). Participating employers are required to contribute to the pension plan at rates expressed as percentages of the payroll of active pension plan members, currently, 19.50% and 24.00% of covered payroll for police and fire employers, respectively. The Ohio Revised Code states that the employer contribution may not exceed 19.50% of the covered payroll for police employer units and 24.00% of covered payroll for fire employer units. Active members do not make contributions to the OPEB plan.

OP&F maintains funds for health care in two separate accounts: One for health care benefits under IRS Code Section 115 trust and the other for Medicare Part B reimbursements administered under the Internal Revenue Code 401(h) account.

Both are within the defined benefit pension plan under the authority granted to the OP&F Board of Trustees by the Ohio Revised Code. The Board of Trustees is authorized to allocate a portion of the total employer contributions made into the pension plan to the Section 115 trust and the Section 401(h) account for retiree health care benefits. For the year 2017, the employer contribution allocated to the healthcare plan was 0.50% of covered payroll for January through December. The amount of employer contributions allocated to the healthcare plan each year is subject to the trustees' primary responsibility to ensure that pension benefits are adequately funded and is limited by the provisions of Sections 115 and 401(h).

The OP&F board of trustees also is authorized to establish requirements for contributions to the healthcare plan by retirees and their eligible dependents, or their surviving beneficiaries. Payment amounts vary depending on the number of covered dependents and the coverage selected.

The City of Willoughby's contributions to OP&F for the years ending December 31, 2017, 2016 and 2015 were \$769,271, \$736,190 and \$730,968 for police and \$849,047, \$814,033 and \$804,199 for firefighters, respectively. The portion of the City's contributions that was used to pay post-employment benefits for 2017, 2016 and 2015 was \$20,087, \$19,157 and \$19,021 for police and \$17,862, \$17,120 and \$16,881 for firefighters, respectively. These amounts are calculated by multiplying actual employer contributions by the following factors: 0.026 for police and 0.021 for fire on contributions made for all three years.



**CITY OF WILLOUGHBY, OHIO**  
**NOTES TO THE BASIC FINANCIAL STATEMENTS**  
**FOR THE YEAR ENDED DECEMBER 31, 2017**

**NOTE 12: OTHER EMPLOYEE BENEFITS – COMPENSATED ABSENCES**

**A. Accumulated Unpaid Vacation**

Each bargaining unit and the management staff earn vacation based upon length of service. Vacation should be used in the calendar year subsequent to the year earned, except that 40 hours vacation may be brought over to the following year. In the case of death, termination, or retirement, an employee (or his estate) is paid for any unused vacation.

**B. Accumulated Unpaid Sick Leave**

All full-time employees earn sick leave at a rate of 1.25 days for each completed full month of service. Sick leave is accumulated without limit. Upon retirement, an employee is entitled to receive payment for accumulated sick leave. The amount paid is based upon length of service with the maximum amount of accumulated sick leave being 960 hours. Employees with 15 years of service receive an additional amount of 20 percent for sick leave hours accumulated in excess of 960 hours for most City employees and 1,195.2 hours for firefighters. Employees with 20 to 25 years of service receive an additional amount of 30 percent for sick leave accumulated in excess of 960 hours or 1,195.2 for firefighters. With 25 years or more of service employees receive an additional amount of 40 percent for sick leave accumulated in excess of 960 hours or 1,195.2 for firefighters.

**C. Accumulated Unpaid Compensatory Time**

Firefighters may accrue compensatory time to a maximum of 96 hours and police officers may accrue to a maximum of 180 hours. Communications clerks and operators may accrue a maximum of 120 hours of compensatory time. Service workers may accrue a maximum of 40 hours of compensatory time.

**NOTE 13: CONTRACTUAL COMMITMENTS**

At December 31, 2017, the City’s significant contractual commitments consisted of:

Project	Contract Amount	Amount Paid	Remaining on Contract
·Snider Recreation	\$ 105,500	\$ 0	\$ 105,500
·Willoughby Eastlake City Schools	6,244,855	0	6,244,855
·Jack Gibson Construction	3,842,878	3,714,378	128,500
·Nerone & Sons, Inc. (Equalization Basin Rehab)	946,088	926,088	20,000
·Nerone & Sons, Inc. (Equalization Basin Control Structure)	343,500	0	343,500
Total	\$ 11,482,821	\$ 4,640,466	\$ 6,842,355

---

---

**CITY OF WILLOUGHBY, OHIO**  
**NOTES TO THE BASIC FINANCIAL STATEMENTS**  
**FOR THE YEAR ENDED DECEMBER 31, 2017**

---

---

**NOTE 14: CONTINGENCIES, CLAIMS AND JUDGMENTS**

**A. Litigation**

The City is subject to various types of claims including worker compensation and unemployment, damage to privately owned vehicles by government owned vehicles, improper police arrest, and claims relating to personal injuries and property damage. The City carries adequate insurance coverage for most risks including property damage and personal liability and estimates that any potential claims not covered by such insurance would not materially affect the financial statements.

**B. Special Assessment/Enterprise Bonds**

Special assessment bonds are assessments against the affected property owners. Special assessment bonds are nonetheless backed by the full faith and credit of the City. However, management does not foresee any circumstances that would change the source of funding for these bonds. In addition, options exist in the law to assist in protecting general tax dollars from the special assessment obligations should those assessed default.

General obligation bonds in the enterprise funds are being retired by use of revenues generated by those funds. As a result of lower golf revenues, a portion of the Golf Course debt is currently being paid by the General Bond Retirement Fund.

**NOTE 15: OTHER COMMITMENTS**

**Water/Sewer Billing Agreement**

The City has an agreement with the Lake County Board of Commissioners whereby the County provides the City with water treatment and distribution services. The County is responsible for billing and collecting water usage charges. In addition, the County collects, on behalf of the City, the City sanitary sewer charges. The County deducts an administrative charge for each billing and remits the net amount to the City of Willoughby.

**CITY OF WILLOUGHBY, OHIO**  
**NOTES TO THE BASIC FINANCIAL STATEMENTS**  
**FOR THE YEAR ENDED DECEMBER 31, 2017**

**NOTE 16: LONG-TERM OBLIGATIONS**

The original issue date, maturity date, interest rate, and original issuance amount for each of the City's bonds follows:

	Original Issue Date	Maturity Date	Interest Rate	Original Issue Amount
<b><u>Governmental Activities:</u></b>				
<b><u>General Obligation Bonds Voted</u></b>				
Fire Station Refunding	2010	2024	2.0%-4.0%	\$ 4,160,000
<b><u>General Obligation Bonds Unvoted</u></b>				
Municipal Building Improvement Refunding	2012	2023	2.0%-4.0%	4,600,000
City Hall Improvement	2012	2032	1.0%-2.625%	3,200,000
Airport Improvement	2012	2032	1.0%-2.625%	155,000
Golf Course Improvement Refunding	2012	2019	1.0%-2.0%	835,000
Golf Course Improvement Refunding	2012	2022	1.0%-2.0%	1,165,000
<b><u>OPWC</u></b>				
Karen Isle Watermains	2001	2020	Interest Free	9,003
Brown Avenue Watermains	2001	2022	Interest Free	15,675
<b><u>Bond Anticipation Notes</u></b>				
Riverside Commons Improvements	2017	2018	2.25%	5,620,000
<b><u>Other General Long-Term Liabilities</u></b>				
Police Pension Liability	1968	2035	4.25%	148,460
Landfill Postclosure Care	1994	2024		1,227,640

**CITY OF WILLOUGHBY, OHIO**  
**NOTES TO THE BASIC FINANCIAL STATEMENTS**  
**FOR THE YEAR ENDED DECEMBER 31, 2017**

**Long-Term Obligations (cont)**

	Original Issue Date	Maturity Date	Interest Rate	Original Issue Amount
<b><u>Enterprise Fund G.O. Debt Sewer Bonds</u></b>				
Sewer 2012	2012	2032	1.0%-2.625%	\$ 1,600,000
<b><u>OPWC</u></b>				
Waldamere-Glenwood Sanitary Sewer	1997	2017	Interest Free	200,000
Vine Street Area Sanitary Sewer	2001	2022	Interest Free	223,351
Center-Wood Sanitary Sewer	2003	2024	Interest Free	78,505
Lakeshore Blvd	2007	2028	Interest Free	115,102
River Road Sanitary Sewer	2010	2030	Interest Free	57,574
Kirtland Road Sanitary Sewer	2011	2031	Interest Free	150,000
Madison Skiff Sanitary Sewer	2012	2033	Interest Free	126,128
Mooreland St Clair	2015	2036	Interest Free	150,000
WPCC Basin Rehab	2017	2038	Interest Free	150,000
<b><u>OWDA</u></b>				
Waldamere-Glenwood Sanitary Sewer	1997	2017	4.04%-3.0%	305,320
Downtown Sanitary Sewer	2001	2020	3.91%-3.0%	1,372,534
Highland-Maple-Wood Sanitary Sewer	2002	2022	3.99-3.53%-3.0%	1,734,234
Center-Wood Sanitary Sewer	2003	2023	3.65%-3.0%	974,020
Van Gorder Sewer Lining	2003	2023	4.78%-4.0%	88,505
Lakeshore Blvd	2007	2027	3.34%-3.0	544,207
River Road Sanitary Sewer	2008	2029	3.3%-3.0	1,945,317
Vine and Trunk Sanitary Sewer	2010	2030	3.25%-3.0%	327,067
Kirtland Road Sanitary Sewer	2011	2031	4.45%-4.0%	559,572
Madison Skiff Sanitary Sewer	2012	2033	3.35%	984,927
Mooreland St Clair	2015	2036	2.75%	1,127,323
WPCC Basin Rehab	2016	2037	1.47%	606,073
WPCC Quentin Basin	2016	2038	1.55%	3,883,192
<b><u>Golf Bonds</u></b>				
Golf Course Improvement #2	2012	2032	1.0%-2.625%	1,710,000

**CITY OF WILLOUGHBY, OHIO**  
**NOTES TO THE BASIC FINANCIAL STATEMENTS**  
**FOR THE YEAR ENDED DECEMBER 31, 2017**

**Long-Term Obligations (cont)**

Changes in long-term obligations of the City during 2017 were as follows:

	Balance 1/1/2017	Increases	Decreases	Balance 12/31/17	Amounts Due Within One Year
<b>Governmental Activities:</b>					
<b><u>General Obligation Bonds Voted</u></b>					
Fire Station Refunding	\$ 2,590,000	\$ 0	\$ 285,000	\$ 2,305,000	\$ 295,000
Unamortized Premium	23,352	0	2,919	20,433	0
<i>Subtotal - General Obligation Bonds Voted</i>	<u>2,613,352</u>	<u>0</u>	<u>287,919</u>	<u>2,325,433</u>	<u>295,000</u>
<b><u>General Obligation Bonds Unvoted</u></b>					
Municipal Building Improvement Refunding	2,965,000	0	420,000	2,545,000	425,000
Unamortized Premium	141,771	0	20,253	121,518	0
City Hall Improvement	2,645,000	0	150,000	2,495,000	150,000
Airport Improvement	135,000	0	5,000	130,000	5,000
Golf Course Improvement Refunding	0	370,000	120,000	250,000	120,000
Golf Course Improvement Refunding	0	900,000	70,000	830,000	70,000
Golf Course Improvement #2	1,415,000	0	1,415,000	0	0
Unamortized Premium	92,925	0	5,900	87,025	0
<i>Subtotal - General Obligation Bonds Unvoted</i>	<u>7,394,696</u>	<u>1,270,000</u>	<u>2,206,153</u>	<u>6,458,543</u>	<u>770,000</u>
<b><u>OPWC</u></b>					
Karen Isle Watermains	1,801	0	450	1,351	450
Brown Avenue Watermains	4,702	0	784	3,918	784
<i>Subtotal - OPWC</i>	<u>6,503</u>	<u>0</u>	<u>1,234</u>	<u>5,269</u>	<u>1,234</u>
<b><u>Bond Anticipation Notes</u></b>					
Riverside Commons Improvements	0	5,620,000	0	5,620,000	0
<i>Subtotal - Bond Anticipation Notes</i>	<u>0</u>	<u>5,620,000</u>	<u>0</u>	<u>5,620,000</u>	<u>0</u>
<b>Total Governmental Activities</b>					
<b>General Obligation Bonds, Loans, Notes</b>	<u>10,014,551</u>	<u>6,890,000</u>	<u>2,495,306</u>	<u>14,409,245</u>	<u>1,066,234</u>
<b><u>Other General Long Term Liabilities</u></b>					
Police Pension Liability	93,790	0	3,474	90,316	3,622
Landfill Postclosure Care	505,475	0	55,223	450,252	57,375
Compensated Absences	5,926,298	1,071,786	1,039,671	5,958,413	1,615,303
<i>Subtotal - Other General Long-Term Liabilities</i>	<u>6,525,563</u>	<u>1,071,786</u>	<u>1,098,368</u>	<u>6,498,981</u>	<u>1,676,300</u>
<b><u>Net Pension Liability</u></b>					
OPERS	8,977,417	3,165,337	778,926	11,363,828	0
OP&F	22,492,017	766,571	2,156,376	21,102,212	0
<i>Subtotal - Net Pension Liability</i>	<u>31,469,434</u>	<u>3,931,908</u>	<u>2,935,302</u>	<u>32,466,040</u>	<u>0</u>
<b>Subtotal Governmental Activities</b>	<u>\$ 48,009,548</u>	<u>\$ 11,893,694</u>	<u>\$ 6,528,976</u>	<u>\$ 53,374,266</u>	<u>\$ 2,742,534</u>

**CITY OF WILLOUGHBY, OHIO**  
**NOTES TO THE BASIC FINANCIAL STATEMENTS**  
**FOR THE YEAR ENDED DECEMBER 31, 2017**

**Long-Term Obligations (cont)**

	Balance 01/01/17	Increases	Decreases	Balance 12/31/17	Amounts Due Within One Year
<b>Business-Type Activities:</b>					
<u>Enterprise Fund General Obligation</u>					
<u>Debt - Sewer Bonds</u>					
Sewer 2012	\$ 1,325,000	\$ 0	\$ 70,000	\$ 1,255,000	\$ 70,000
<u>OPWC</u>					
Waldamere-Glenwood Sanitary Sewer	5,000	0	5,000	0	0
Vine Street Area Sanitary Sewer	62,304	0	10,383	51,921	10,384
Center-Wood Sanitary Sewer	31,402	0	3,925	27,477	3,925
Lakeshore Blvd	69,061	0	5,755	63,306	5,755
River Road Sanitary Sewer	38,861	0	2,879	35,982	2,878
Kirtland Road Sanitary Sewer	116,250	0	7,500	108,750	7,500
Madison Skiff Sanitary Sewer	110,363	0	6,306	104,057	6,306
Mooreland St. Clair	142,500	0	7,500	135,000	7,500
WPCC Basin Rehab	0	150,000	0	150,000	3,750
<u>OWDA</u>					
Waldamere-Glenwood Sanitary Sewer	10,981	0	10,981	0	0
Downtown Sanitary Sewer	365,362	0	86,105	279,257	89,505
Highland-Maple-Wood Sanitary Sewer	670,278	0	101,020	569,258	105,074
Center-Wood Sanitary Sewer	423,130	0	54,089	369,041	56,083
Van Gorder Sewer Lining	40,769	0	5,032	35,737	5,275
Lakeshore Blvd	330,011	0	26,721	303,290	27,620
River Road Sanitary Sewer	1,403,460	0	88,047	1,315,413	90,977
Vine and Trunk Sanitary Sewer	247,021	0	11,391	235,630	14,829
Kirtland Road Sanitary Sewer	472,740	0	21,745	450,995	22,723
Madison Skiff Sanitary Sewer	894,351	0	39,802	854,549	41,146
Mooreland St. Clair	1,109,844	0	41,522	1,068,322	44,993
WPCC Basin Rehab	108,450	497,623	0	606,073	90,317
WPCC Quentin Basin	269,447	3,613,745	0	3,883,192	0
<b>Subtotal - Sewer Bonds and Loans</b>	<b>8,246,585</b>	<b>4,261,368</b>	<b>605,703</b>	<b>11,902,250</b>	<b>706,540</b>
<u>Golf Bonds</u>					
Golf Course Improvement #2	0	1,415,000	75,000	1,340,000	75,000
Golf Course Improvement Refunding	370,000	0	370,000	0	0
Golf Course Improvement Refunding	900,000	0	900,000	0	0
<b>Subtotal - Golf Bonds</b>	<b>1,270,000</b>	<b>1,415,000</b>	<b>1,345,000</b>	<b>1,340,000</b>	<b>75,000</b>
<b>Total Bonds Payable</b>	<b>9,516,585</b>	<b>5,676,368</b>	<b>1,950,703</b>	<b>13,242,250</b>	<b>781,540</b>
<u>Other Liabilities</u>					
Compensated Absences	894,044	186,667	222,118	858,593	208,459
<u>Net Pension Liability- OPERS</u>					
Sewer	2,161,380	762,078	187,532	2,735,926	0
Golf	425,569	150,050	36,924	538,695	0
<b>Subtotal -Net Pension Liability-OPERS</b>	<b>2,586,949</b>	<b>912,128</b>	<b>224,456</b>	<b>3,274,621</b>	<b>0</b>
<b>Subtotal Business-Type Activities</b>	<b>12,997,578</b>	<b>6,775,163</b>	<b>2,397,277</b>	<b>17,375,464</b>	<b>989,999</b>
<b>Total Long-Term Liabilities</b>	<b>\$ 61,007,126</b>	<b>\$ 18,668,857</b>	<b>\$ 8,926,253</b>	<b>\$ 70,749,730</b>	<b>\$ 3,732,533</b>

---



---

**CITY OF WILLOUGHBY, OHIO**  
**NOTES TO THE BASIC FINANCIAL STATEMENTS**  
**FOR THE YEAR ENDED DECEMBER 31, 2017**

---



---

**General Obligation Bonds** – The City has issued general obligation bonds to provide funds for the acquisition and construction of major capital facilities and projects. Bonds have been issued for both governmental and business-type activities.

General obligation bonds are direct obligations of the City for which its full faith and credit are pledged for repayment. General obligation bonds are to be repaid from both voted and un-voted general property taxes levied on all taxable property located within the City. Tax monies will be received in and the debt will be retired from the General Bond Retirement fund.

In 2017 Council agreed to reassign Golf Course debt. The refunding issues that will have final payments in 2019 and 2022 are now being paid by the General Bond Retirement fund. The Golf Course fund will assume Improvement #2’s payments extending to 2032. This will result in lower annual principal payments and will ease the yearly debt burden.

Annual debt service requirements to maturity for general obligation bonds are as follows:

<b>General Obligation Bonds</b>				
<b>Year Ending</b>	<b><u>Governmental Activities</u></b>		<b><u>Business-type Activities</u></b>	
<b>December 31</b>	<b>Principal</b>	<b>Interest</b>	<b>Principal</b>	<b>Interest</b>
2018	\$ 1,065,000	\$ 197,991	\$ 145,000	\$ 56,706
2019	1,095,000	170,891	155,000	53,806
2020	1,140,000	131,931	155,000	50,707
2021	1,180,000	124,106	155,000	47,607
2022	1,210,000	98,956	165,000	44,507
2023-2027	1,905,000	215,295	860,000	172,434
2028-2032	960,000	74,719	960,000	70,825
<b>Total</b>	<b>\$ 8,555,000</b>	<b>\$ 1,013,889</b>	<b>\$ 2,595,000</b>	<b>\$ 496,592</b>

**Special Assessment Bonds** – Special assessment bonds are payable from the proceeds of assessments against the specific property owners who primarily benefited from the project. Special assessment monies will be received in and the debt will be retired from the Special Assessment Debt Service fund. In the event that property owners fail to make their special assessment payments, the City is responsible for providing the resources to meet the annual principal and interest payments.

Currently the City does not have any special assessment debt.

**CITY OF WILLOUGHBY, OHIO**  
**NOTES TO THE BASIC FINANCIAL STATEMENTS**  
**FOR THE YEAR ENDED DECEMBER 31, 2017**

**Other Long-Term Obligations** – Compensated absences will be paid from the fund in which the employee’s salary is paid. The General fund pays the most significant amounts. Enterprise funds pay for all of their employee costs including retirements. Police Pension liability is paid from the Police Pension fund. See Note 19 for further detail on landfill liability. The City’s legal debt margin at December 31, 2017 was \$61,712,121. Annual debt service requirements to maturity for other debt are as follows:

Year Ending December 31	Other Debt				
	Governmental Activities			Business-type Activities	
	Police Pension Liability	O.P.W.C.	O.W.D.A. & O.P.W.C.		
Principal	Interest	Principal	Principal	Interest	
2018	\$ 3,622	\$ 3,800	\$ 1,234	\$ 636,540	\$ 196,146
2019	3,778	3,644	1,234	659,796	179,419
2020	3,941	3,482	1,233	679,996	162,106
2021	4,110	3,313	784	600,377	144,931
2022	4,287	3,137	784	618,066	128,902
2023-2027	24,358	12,758	0	3,527,475	354,931
2028-2032	30,057	7,059	0	2,264,351	128,946
2033-2037	16,163	986	0	1,660,649	15,394
<b>Total</b>	\$ 90,316	\$ 38,179	\$ 5,269	\$ 10,647,250	\$ 1,310,775

**NOTE 17: CONDUIT DEBT**

The City of Willoughby is party to certain conduit debt obligations:

TYPE	ON BEHALF OF	ORIGINAL AMOUNT	OUTSTANDING BALANCE	YEAR OF ISSUE
Multi-Family Housing Mortgage Revenue Bonds	Oakhill Village	\$5,955,000	\$5,955,000	2002A
	Oakhill Village	\$3,395,000	\$1,260,000	2002B
Industrial Development Revenue Bonds	Kennedy Group	\$6,500,000	\$ 330,000	1998

Although conduit debt obligations bear the name of the City of Willoughby, the City has no responsibility for principal and interest payments of these issues.



**CITY OF WILLOUGHBY, OHIO**  
**NOTES TO THE BASIC FINANCIAL STATEMENTS**  
**FOR THE YEAR ENDED DECEMBER 31, 2017**

**NOTE 18: NOTES PAYABLE**

The Ohio Revised Code provides that notes and renewal notes issued in anticipation of the issuance of general obligation bonds may be issued and outstanding from time to time up to a maximum period of 20 years from the date of issuance of the original notes. The maximum maturity for notes anticipating general obligation bonds payable from special assessments is five years. Any period in excess of five years must be deducted from the permitted maximum maturity of the bonds anticipated, and portions of the principal amount of notes outstanding for more than five years must be retired in amounts at least equal to and payable no later than the principal maturities required if the bonds had been issued at the expiration of the initial five year period.

The following general obligation notes were payable at December 31, 2017:

Notes	Maturity Date	Balance December 31, 2016	Issued	Retired	Balance December 31, 2017
Capital Project Note Payable: 2.25%	May 24, 2018	\$5,680,000	\$ 30,000	\$5,680,000	\$ 30,000
Capital Project Note Payable: 2.0%	June 22, 2018	\$0	\$ 5,750,000	\$0	\$ 5,750,000
<b>Total Notes Payable</b>		<b><u>\$5,680,000</u></b>	<b><u>\$ 5,780,000</u></b>	<b><u>\$5,680,000</u></b>	<b><u>\$ 5,780,000</u></b>

On May 24, 2017, the City reduced the balance of its Capital Project Note by \$30,000 by refinancing \$5,650,000 of the \$5,680,000 outstanding balance. Again on May 23, 2018, the City reduced the balance of this note by an additional \$30,000 by refinancing \$5,620,000 of the \$5,650,000 outstanding balance through May 23, 2019. As such, \$30,000 of this note is considered a short-term liability while the remaining balance of \$5,650,000 is reported as a long-term liability. (See Note 16)

**NOTE 19: LANDFILL CLOSURE AND POSTCLOSURE CARE COST**

State and federal laws and regulations require the City to perform certain maintenance and monitoring functions at the landfill site for 30 years after closure. The City's landfill placed its final cover in 1995. The \$450,252 reported as Landfill Postclosure Care at December 31, 2017 represents estimated cost of maintenance and monitoring through 2024. Actual costs may be higher due to inflation, changes in technology, or changes in regulations.

The City is required by state and federal laws and regulations to provide assurances that financial resources will be available to provide for postclosure care and remediation or containment of environmental hazards at the landfill. Financial assurances may take the form of financial test and corporate guarantee. The financial test on the closure and postclosure care financial assurance requirements was performed during the audit period.

**CITY OF WILLOUGHBY, OHIO**  
**NOTES TO THE BASIC FINANCIAL STATEMENTS**  
**FOR THE YEAR ENDED DECEMBER 31, 2017**

**NOTE 20: INSURANCE AND RISK MANAGEMENT**

The City is exposed to various risks of loss related to property and casualty, general liability, workers' compensation, and employee health and dental benefits.

**A. Commercial Insurance**

The City has contracted with a commercial insurance company to provide property and liability insurance with the following claim limits and deductibles.

<b>Coverage</b>	<b>Company</b>	<b>Claim Limit</b>	<b>Deductible</b>
General Liability	Selective Insurance	\$1,000,000	\$ 0
Public Officials Liability	Scottsdale Indemnity Company	2,000,000	25,000
Law Enforcement Liability	Scottsdale Indemnity Company	1,000,000	10,000
Commercial Property	Selective Insurance	78,650,807	25,000
Commercial Crime	Selective Insurance	20,000	250
Equipment Breakdown	Cincinnati Insurance	78,650,807	25,000
Automobile Liability	Selective Insurance	1,000,000	0
Automobile Comprehensive	Selective Insurance	Per Schedule	1,000/2,000
Automobile Collision	Selective Insurance	Per Schedule	1,000/2,000
Excess General Liability (Umbrella)	Selective Insurance	10,000,000	0
Fire Errors and Omissions	Selective Insurance	1,000,000	0
Ambulance Malpractice	Selective Insurance	1,000,000	0
Blanket Bond	Selective Insurance	100,000	2,500
Bond-Finance Director	State Automobile Mutual Insurance Company	40,000	0
Cyber Liability	Travelers Insurance Company	2,000,000	10,000

The City provides health care insurance through a commercial insurance company. There has been no significant reduction in insurance coverage from coverage in prior years. In addition, settled claims resulting from these risks have not exceeded commercial insurance coverage in any of the past three fiscal years.

**B. Workers' Compensation Retrospective Rating Plan**

The City established a formal self-insurance program for liabilities arising from the City's participation in the State's Workers' Compensation Retrospective Rating Plan which began in 2014. This exposure is accounted for in the Workers' Compensation Retro Rating fund, which is responsible for collecting interfund premiums from other City funds and departments, paying claim settlements, paying third-party administration fees and purchasing other specified insurance policies.

---

---

**CITY OF WILLOUGHBY, OHIO**  
**NOTES TO THE BASIC FINANCIAL STATEMENTS**  
**FOR THE YEAR ENDED DECEMBER 31, 2017**

---

---

The City had chosen to pre-fund a portion of the future liabilities utilizing a rebate from the State Bureau of Worker's Compensation in 2013.

The Retrospective Rating Plan is an alternative rating plan offered by the Ohio Bureau of Workers' Compensation. In a Retrospective Rating Plan, the City initially pays a fraction of the premium it would pay as an experience rated or base rated employer. As costs for the claims are incurred, the City must reimburse the State Insurance Fund for these claims.

The maximum claim limit for any individual injury is \$200,000. The minimum annual premium is 43% of the experience rated premium threshold of \$498,568 plus administrative and Disabled Workers Relief Fund (DWRF) costs. The maximum annual premium is 200%.

An amount is accrued to establish a reserve for 2014 claims expenditures expected over the next 10 years.

In 2015 and 2016, the City opted to be experience rated for Workers' Compensation. This is as a result of the Bureau of Workers' Compensation changing to a prospective billing rather than a retrospective billing as was done in the past. The Bureau granted a 50% credit on claims costs for 2015 and 2016 to allow for an easier transition to this method of billing. For 2017, the City participated in the Group Retrospective Rating Program. The City reserves the right to go back to retrospective billing or other programs the Bureau may offer in the future.

**NOTE 21: JOINT ORGANIZATION**

**Northeast Ohio Public Energy Council**

The City is a member of the Northeast Ohio Public Energy Council (NOPEC). NOPEC is a regional council of governments formed under Chapter 167 of the Ohio Revised Code. NOPEC was formed to serve as a vehicle for communities wishing to proceed jointly with an aggregation program for the purchase of energy. NOPEC is currently comprised of over 200 communities who have been authorized by ballot to purchase energy on behalf of their citizens. The intent of NOPEC is to provide energy at the lowest possible rates while at the same time ensuring stability in prices by entering into long-term contracts with suppliers to provide energy to the citizens of its member communities.

NOPEC is governed by a General Assembly made up of one representative from each member community. The representatives from each county then elect one person to serve on the ten-member NOPEC Board of Directors. The Board oversees and manages the operation of the aggregation program. The degree of control exercised by any participating government is limited to its representation in the General Assembly and on the Board. The City of Willoughby did not contribute to NOPEC during 2017. Financial information can be obtained by contacting NOPEC, 31320 Solon Road, Suite 33, Solon, Ohio 44139.

---

---

**CITY OF WILLOUGHBY, OHIO  
NOTES TO THE BASIC FINANCIAL STATEMENTS  
FOR THE YEAR ENDED DECEMBER 31, 2017**

---

---

**NOTE 22:      SUBSEQUENT EVENT**

During May 2018, the City retired \$5,650,000 in general obligation bond anticipation notes and issued \$5,620,000 in new notes. The new notes have a maturity of May 23, 2019 and an interest rate of 1.97%.

***Required Supplementary Information***

**CITY OF WILLOUGHBY, OHIO**  
*Required Supplementary Information*  
*Schedule of the City's Proportionate Share of the Net Pension Liability*  
*Ohio Public Employees Retirement System*  
*Last Four Years*

<u>Traditional Plan</u>	<u>2017</u>	<u>2016</u>	<u>2015</u>	<u>2014</u>
City's Proportion of the Net Pension Liability	0.064463%	0.066764%	0.068419%	0.068419%
City's Proportionate Share of the Net Pension Liability	\$14,638,449	\$11,564,366	\$8,252,096	\$8,065,709
City's Covered-Employee Payroll	\$8,332,017	\$8,309,408	\$8,415,950	\$8,277,877
City's Proportionate Share of the Net Pension Liability as a Percentage of its Covered Employee Payroll	175.69%	139.17%	98.05%	97.44%
Plan Fiduciary Net Position as a Percentage of the Total Pension Liability	77.25%	81.08%	86.45%	86.36%
<u>Combined Plan</u>	<u>2017</u>	<u>2016</u>	<u>2014</u>	<u>2014</u>
City's Proportion of the Net Pension (Asset)	0.052203%	0.046720%	0.025052%	0.025052%
City's Proportionate Share of the Net Pension (Asset)	(\$29,055)	(\$22,732)	(\$9,646)	(\$2,629)
City's Covered-Employee Payroll	\$203,200	\$170,033	\$92,267	\$66,838
City's Proportionate Share of the Net Pension (Asset) as a Percentage of its Covered Employee Payroll	14.30%	13.37%	10.45%	3.93%
Plan Fiduciary Net Position as a Percentage of the Total Pension Liability	116.55%	116.90%	114.83%	104.33%

(1) Information prior to 2014 is not available.

Amounts presented as of the City's measurement date which is the prior year end.

**CITY OF WILLOUGHBY, OHIO**  
*Required Supplementary Information*  
**Schedule of the City's Proportionate Share of the Net Pension Liability**  
*Ohio Police and Fire Pension Fund*  
**Last Four Years**

<b>Police</b>	<b>2017</b>	<b>2016</b>	<b>2015</b>	<b>2014</b>
City's Proportion of the Net Pension Liability	0.158165%	0.1661573%	0.1662427%	0.1662427%
City's Proportionate Share of the Net Pension Liability	\$10,018,029	\$10,689,018	\$8,824,343	\$8,096,541
City's Covered-Employee Payroll	\$3,796,205	\$3,765,511	\$3,666,305	\$5,245,880
City's Proportionate Share of the Net Pension Liability as a Percentage of its Covered Employee Payroll	263.90%	283.87%	240.69%	154.34%
Plan Fiduciary Net Position as a Percentage of the Total Pension Liability	68.36%	66.77%	71.71%	73.00%
<b>Fire</b>	<b>2017</b>	<b>2016</b>	<b>2015</b>	<b>2014</b>
City's Proportion of the Net Pension Liability	0.174998%	0.1834738%	0.1859341%	0.1859341%
City's Proportionate Share of the Net Pension Liability	\$11,084,183	\$11,802,999	\$9,869,601	\$9,055,574
City's Covered-Employee Payroll	\$3,412,426	\$3,361,085	\$3,331,877	\$4,563,722
City's Proportionate Share of the Net Pension Liability as a Percentage of its Covered Employee Payroll	324.82%	351.17%	296.22%	198.43%
Plan Fiduciary Net Position as a Percentage of the Total Pension Liability	68.36%	66.77%	71.71%	73.00%

(1) Information prior to 2014 is not available.

Amounts presented as of the City's measurement date which is the prior year end.

**CITY OF WILLOUGHBY, OHIO**  
*Required Supplementary Information*  
*Schedule of City Contributions*  
*Ohio Public Employees Retirement System*  
*Last Five Years*

	<u>2017</u>	<u>2016</u>	<u>2015</u>	<u>2014</u>	<u>2013</u>
<u>Contractually Required Contributions</u>					
Traditional Plan	\$1,094,091	\$999,842	\$997,129	\$1,009,914	1,076,124
Combined Plan	\$29,222	\$24,384	\$20,404	\$11,072	8,689
Total Required Contributions	\$1,123,313	\$1,024,226	\$1,017,533	\$1,020,986	\$1,084,813
Contributions in Relation to the Contractually Required Contribution	(\$1,123,313)	(\$1,024,226)	(\$1,017,533)	(\$1,020,986)	(\$1,084,813)
Contribution Deficiency / (Excess)	<u>\$0</u>	<u>\$0</u>	<u>\$0</u>	<u>\$0</u>	<u>\$0</u>
<u>City's Covered-Employee Payroll</u>					
Traditional Plan	\$8,416,085	\$8,332,017	\$8,309,408	\$8,415,950	\$8,277,877
Combined Plan	\$224,785	\$203,200	\$170,033	\$92,267	\$66,838
<u>Contributions as a Percentage of Covered-Employee Payroll</u>					
Traditional Plan	13.00%	12.00%	12.00%	12.00%	13.00%
Combined Plan	13.00%	12.00%	12.00%	12.00%	13.00%

[1] – Information prior to 2013 is not available



**CITY OF WILLOUGHBY, OHIO**  
*Required Supplementary Information*  
*Schedule of City Contributions*  
*Ohio Police and Fire Pension Fund*  
*Last Ten Years*

	<u>2017</u>	<u>2016</u>	<u>2015</u>	<u>2014</u>	<u>2013</u>	<u>2012</u>	<u>2011</u>	<u>2010</u>	<u>2009</u>	<u>2008</u>
<u>Contractually Required Contributions</u>										
Police	\$753,172	\$721,279	\$715,447	\$696,598	\$825,177	\$685,085	\$687,087	\$714,847	\$708,182	\$678,367
Fire	<u>\$833,326</u>	<u>\$801,920</u>	<u>\$789,855</u>	<u>\$782,991</u>	<u>\$923,241</u>	<u>\$753,553</u>	<u>\$758,125</u>	<u>\$751,647</u>	<u>\$737,934</u>	<u>\$711,921</u>
Total Required Contributions	\$1,586,498	\$1,523,199	\$1,505,302	\$1,479,589	\$1,748,418	\$1,438,638	\$1,445,212	\$1,466,494	\$1,446,116	\$1,390,288
Contributions in Relation to the Contractually Required Contribution	(\$1,586,498)	(\$1,523,199)	(\$1,505,302)	(\$1,479,589)	(\$1,748,418)	(\$1,438,638)	(\$1,445,212)	(\$1,466,494)	(\$1,446,116)	(\$1,390,288)
Contribution Deficiency / (Excess)	<u>\$0</u>	<u>\$0</u>	<u>\$0</u>	<u>\$0</u>	<u>\$0</u>	<u>\$0</u>	<u>\$0</u>	<u>\$0</u>	<u>\$0</u>	<u>\$0</u>
City's Covered-Employee Payroll										
Police	\$3,964,063	\$3,796,205	\$3,765,511	\$3,666,305	\$5,245,880	\$5,373,216	\$5,388,918	\$5,606,643	\$5,554,369	\$5,320,525
Fire	\$3,546,068	\$3,412,426	\$3,361,085	\$3,331,877	\$4,563,722	\$4,368,423	\$4,394,928	\$4,357,374	\$4,277,878	\$4,127,078
<u>Contributions as a Percentage of Covered-Employee Payroll</u>										
Police	19.00%	19.00%	19.00%	19.00%	[1]	12.75%	12.75%	12.75%	12.75%	12.75%
Fire	23.50%	23.50%	23.50%	23.50%	[1]	17.25%	17.25%	17.25%	17.25%	17.25%

[1] – The portion of the City's contributions to fund pension obligations from January 1, 2013 thru May 31, 2013, for both police officers and firefighters was 14.81 percent and 19.31 percent, respectively. The portion of the City's contributions to fund pension obligations from June 1, 2013 thru December 31, 2013 for both police officers and firefighters was 16.65 percent and 21.15 percent, respectively.

**CITY OF WILLOUGHBY, OHIO**  
**Required Supplementary Information**  
**Changes in Assumptions**  
**Ohio Public Employees Retirement System**

Amounts reported for 2017 incorporate changes in assumptions used by OPERS in calculating the total pension liability in the latest actuarial valuation. These new assumptions compared with those used in 2016 and prior are presented below:

	<b>December 31, 2017</b>	<b>December 31, 2016 and prior</b>
<b>Wage Inflation</b>	3.25%	3.75%
<b>Future Salary Increases, including inflation</b>	3.25-10.05% including wage inflation	4.25-10.05% including wage inflation
<b>COLA or Ad Hoc COLA:</b> Pre-January 7, 2013 Retirees Post-January 7, 2013 Retirees	3% simple 3% simple through 2018, then 2.15% simple	3% simple 3% simple through 2018, then 2.8% simple
<b>Investment Rate of Return</b>	7.5%	8%
<b>Actuarial Cost Method</b>	Individual Entry Age	Individual Entry Age

Amounts reported for 2017 use mortality rates based on the RP-2014 healthy annuitant mortality table. For males, healthy annuitant mortality tables were used, adjusted for mortality improvement back to the observation period base of 2006 and then established the base year as 2015. For females, healthy annuitant mortality tables were used adjusted for mortality improvements back to the observation period base year of 2006 and then established the base year as 2010. The mortality rates used in evaluating disability allowances were based on the RP-2014 disabled mortality tables, adjusted for mortality improvement back to the observation base year of 2006 and then established the base year as 2015 for males and 2010 for females. Mortality rates for a particular calendar year for both healthy and disabled retiree mortality tables are determined by applying the MP-2015 mortality improvement scale to the above described tables.

Amounts reported for 2016 and prior use mortality rates based on the RP-2000 mortality table projected 20 years using Projection Scale AA. For males, 105 percent of the combined healthy male mortality rates were used. For females, 100 percent of the combined healthy female mortality rates were used. The mortality rates used in evaluating disability allowances were based on the RP-2000 mortality table with no projections. For males 120 percent of the disabled female mortality rates were used set forward two years. For females, 100 percent of the disabled female mortality rates were used.

*Individual Fund Schedules of Revenues, Expenditures/Expenses  
and Changes in Fund Balance/Equity ~ Budget (Non-GAAP Basis)  
and Actual For Major Funds*

**CITY OF WILLOUGHBY, OHIO**  
**SCHEDULE OF REVENUES, EXPENDITURES, AND CHANGES**  
**IN FUND BALANCE - BUDGET (Non-GAAP Basis) AND ACTUAL**  
**GENERAL FUND**  
**FOR THE YEAR ENDED DECEMBER 31, 2017**

	<u>BUDGETED AMOUNTS</u>			<u>VARIANCE WITH</u>
	<u>ORIGINAL</u>	<u>FINAL</u>	<u>ACTUAL</u>	<u>FINAL BUDGET</u> <u>POSITIVE</u> <u>(NEGATIVE)</u>
<b>REVENUES:</b>				
Municipal Income Taxes	\$ 17,543,747	\$ 17,543,747	\$16,953,021	\$ (590,726)
Property and Other Local Taxes	1,668,184	1,668,184	1,692,578	24,394
Intergovernmental	1,192,373	1,192,373	1,191,168	(1,205)
Charges for Services	1,249,200	1,249,200	1,311,903	62,703
Fines and Forfeitures	1,949,500	1,949,500	2,018,325	68,825
Licenses and Permits	218,950	218,950	202,193	(16,757)
Interest	200,000	200,000	241,190	41,190
Miscellaneous	112,500	112,500	112,750	250
Total Revenues	<u>24,134,454</u>	<u>24,134,454</u>	<u>23,723,128</u>	<u>(411,326)</u>
<b>EXPENDITURES:</b>				
Government:				
Legislative -Council				
Personal Services	111,442	111,442	110,349	1,093
Services and Supplies	11,700	11,700	6,918	4,782
Total Legislative -Council	<u>123,142</u>	<u>123,142</u>	<u>117,267</u>	<u>5,875</u>
Judicial -Municipal Court				
Personal Services	2,229,137	2,229,137	1,845,226	383,911
Services and Supplies	128,500	128,500	73,316	55,184
Other	10,000	10,000	0	10,000
Total Judicial-Municipal Court	<u>2,367,637</u>	<u>2,367,637</u>	<u>1,918,542</u>	<u>449,095</u>
Executive-Mayor				
Personal Services	17,411,215	17,411,215	16,387,919	1,023,296
Services and Supplies	4,285,326	4,285,326	3,824,782	460,544
Other	125,000	125,000	49,573	75,427
Total Executive-Mayor	<u>21,821,541</u>	<u>21,821,541</u>	<u>20,262,274</u>	<u>1,559,267</u>
Total Expenditures	<u>24,312,320</u>	<u>24,312,320</u>	<u>22,298,083</u>	<u>2,014,237</u>
Excess of Revenues Over (Under) Expenditures	(177,866)	(177,866)	1,425,045	1,602,911
<b>OTHER FINANCING SOURCES (USES):</b>				
Transfers Out	(2,455,000)	(2,955,000)	(2,455,000)	500,000
Advances Out	-	(100,000)	(100,000)	0
Other	0	0	769,468	769,468
Total Other Financing Sources (Uses)	<u>(2,455,000)</u>	<u>(3,055,000)</u>	<u>(1,785,532)</u>	<u>1,269,468</u>
<b>NET CHANGE IN FUND BALANCE</b>	<b>(2,632,866)</b>	<b>(3,232,866)</b>	<b>(360,487)</b>	<b>2,872,379</b>
<b>FUND BALANCE BEGINNING OF YEAR</b>	<b>6,293,760</b>	<b>6,293,760</b>	<b>6,293,760</b>	<b>0</b>
Prior Year Encumbrances Appropriated	55,066	55,066	55,066	0
<b>FUND BALANCE END OF YEAR</b>	<b>\$ 3,715,960</b>	<b>\$ 3,115,960</b>	<b>\$ 5,988,339</b>	<b>\$ 2,872,379</b>

**CITY OF WILLOUGHBY, OHIO**  
**SCHEDULE OF REVENUES, EXPENDITURES, AND CHANGES**  
**IN FUND BALANCE - BUDGET(Non-GAAP Basis) AND ACTUAL**  
**CAPITAL PROJECTS FUND**  
**FOR THE YEAR ENDED DECEMBER 31, 2017**

	<u>BUDGETED AMOUNTS</u>			<b>VARIANCE WITH FINAL BUDGET POSITIVE (NEGATIVE)</b>
	<u>ORIGINAL</u>	<u>FINAL</u>	<u>ACTUAL</u>	
<b>REVENUES:</b>				
Property and Other Local Taxes	\$112,000	\$112,000	\$115,710	\$3,710
Intergovernmental	600,000	600,000	1,155,524	555,524
Other	<u>0</u>	<u>0</u>	<u>32,548</u>	<u>32,548</u>
Total Revenues	<u>712,000</u>	<u>712,000</u>	<u>1,303,782</u>	<u>591,782</u>
<b>EXPENDITURES:</b>				
Executive-Mayor				
Capital Outlay	3,330,000	9,695,000	8,164,932	1,530,068
Debt Service				
Principal Retirement	<u>5,700,000</u>	<u>5,700,000</u>	<u>5,650,000</u>	<u>50,000</u>
Total Expenditures	<u>9,030,000</u>	<u>15,395,000</u>	<u>13,814,932</u>	<u>1,580,068</u>
Excess of Revenues Over (Under) Expenditures	(8,318,000)	(14,683,000)	(12,511,150)	2,171,850
<b>OTHER FINANCING SOURCES (USES):</b>				
Notes Issued	5,700,000	12,000,000	11,400,000	(600,000)
Transfers In	<u>0</u>	<u>500,000</u>	<u>0</u>	<u>(500,000)</u>
Total Other Financing Sources (Uses)	<u>5,700,000</u>	<u>12,500,000</u>	<u>11,400,000</u>	<u>(1,100,000)</u>
<b>NET CHANGE IN FUND BALANCE</b>	(2,618,000)	(2,183,000)	(1,111,150)	1,071,850
<b>FUND BALANCE BEGINNING OF YEAR</b>	2,837,053	2,837,053	2,837,053	0
Prior Year Encumbrances Appropriated	<u>11,286</u>	<u>11,286</u>	<u>11,286</u>	<u>0</u>
<b>FUND BALANCE END OF YEAR</b>	<u>\$230,339</u>	<u>\$665,339</u>	<u>\$1,737,189</u>	<u>\$1,071,850</u>

**CITY OF WILLOUGHBY, OHIO**  
**SCHEDULE OF REVENUES, EXPENDITURES, AND CHANGES**  
**IN FUND BALANCE - BUDGET(Non-GAAP Basis) AND ACTUAL**  
**GENERAL BOND RETIREMENT FUND**  
**FOR THE YEAR ENDED DECEMBER 31, 2017**

	<u>BUDGETED AMOUNTS</u>			<b>VARIANCE WITH FINAL BUDGET POSITIVE (NEGATIVE)</b>
	<u>ORIGINAL</u>	<u>FINAL</u>	<u>ACTUAL</u>	
<b>REVENUES:</b>				
Property and Other Local Taxes	\$973,150	\$973,150	\$978,425	\$5,275
Intergovernmental	192,000	192,000	175,713	(16,287)
Interest Income	<u>55,000</u>	<u>55,000</u>	<u>92,978</u>	<u>37,978</u>
Total Revenues	<u>1,220,150</u>	<u>1,220,150</u>	<u>1,247,116</u>	<u>26,966</u>
<b>EXPENDITURES:</b>				
Executive-Mayor				
Personal Services	13,000	13,000	13,000	0
Services and Supplies	17,000	17,000	11,146	5,854
Debt Service				
Principal Retirement	1,051,234	1,126,234	1,121,234	5,000
Interest	<u>284,872</u>	<u>284,872</u>	<u>331,691</u>	<u>(46,819)</u>
Total Expenditures	<u>1,366,106</u>	<u>1,441,106</u>	<u>1,477,071</u>	<u>(35,965)</u>
Excess of Revenues Over (Under) Expenditures	(145,956)	(220,956)	(229,955)	(8,999)
<b>OTHER FINANCING SOURCES (USES):</b>				
Transfer In	<u>150,000</u>	<u>225,000</u>	<u>225,000</u>	<u>0</u>
Total Other Financing Sources (Uses)	<u>150,000</u>	<u>225,000</u>	<u>225,000</u>	<u>0</u>
<b>NET CHANGE IN FUND BALANCE</b>	4,044	4,044	(4,955)	(8,999)
<b>FUND BALANCE BEGINNING OF YEAR</b>	<u>9,544</u>	<u>9,544</u>	<u>9,544</u>	<u>0</u>
<b>FUND BALANCE END OF YEAR</b>	<u>\$13,588</u>	<u>\$13,588</u>	<u>\$4,589</u>	<u>(\$8,999)</u>

**CITY OF WILLOUGHBY, OHIO**  
**SCHEDULE OF REVENUES, EXPENSES, AND CHANGES**  
**IN FUND EQUITY - BUDGET(Non-GAAP Basis) AND ACTUAL**  
**GOLF COURSE FUND**  
**FOR THE YEAR ENDED DECEMBER 31, 2017**

	<u>BUDGETED AMOUNTS</u>			VARIANCE WITH FINAL BUDGET
	<u>ORIGINAL</u>	<u>FINAL</u>	<u>ACTUAL</u>	<u>POSITIVE (NEGATIVE)</u>
<b>REVENUES:</b>				
Charges for Services	\$962,500	\$962,500	\$865,215	(\$97,285)
Other	<u>0</u>	<u>0</u>	<u>1,462</u>	<u>1,462</u>
Total Revenues	<u>962,500</u>	<u>962,500</u>	<u>866,677</u>	<u>(95,823)</u>
<b>EXPENSES:</b>				
Executive-Mayor				
Leisure Time Activities				
Personal Services	484,225	484,225	476,451	7,774
Services and Supplies	345,840	345,840	327,342	18,498
Capital Outlay	25,000	125,000	117,906	7,094
Debt Service				
Principal Retirement	75,000	75,000	0	75,000
Interest	<u>30,038</u>	<u>30,038</u>	<u>30,038</u>	<u>0</u>
Total Expenses	<u>960,103</u>	<u>1,060,103</u>	<u>951,737</u>	<u>108,366</u>
Excess of Revenues Over (Under) Expenses	2,397	(97,603)	(85,060)	12,543
<b>OTHER FINANCING SOURCES (USES):</b>				
Advance In	0	100,000	100,000	0
Other	<u>0</u>	<u>0</u>	<u>0</u>	<u>0</u>
Total Other Financing Sources (Uses)	<u>0</u>	<u>100,000</u>	<u>100,000</u>	<u>0</u>
<b>NET CHANGE IN FUND EQUITY</b>	2,397	2,397	14,940	12,543
<b>FUND EQUITY BEGINNING OF YEAR</b>	<u>15,948</u>	<u>15,948</u>	<u>15,948</u>	<u>0</u>
<b>FUND EQUITY END OF YEAR</b>	<u>\$18,345</u>	<u>\$18,345</u>	<u>\$30,888</u>	<u>\$12,543</u>

**CITY OF WILLOUGHBY, OHIO**  
**SCHEDULE OF REVENUES, EXPENSES, AND CHANGES**  
**IN FUND EQUITY - BUDGET(Non-GAAP Basis) AND ACTUAL**  
**SEWER FUND**  
**FOR THE YEAR ENDED DECEMBER 31, 2017**

	<u>BUDGETED AMOUNTS</u>			VARIANCE WITH
	<u>ORIGINAL</u>	<u>FINAL</u>	<u>ACTUAL</u>	FINAL BUDGET POSITIVE (NEGATIVE)
REVENUES:				
Intergovernmental	\$298,780	\$298,780	\$232,731	(\$66,049)
Charges for Services	5,981,810	5,981,810	5,505,805	(476,005)
Interest Income	0	0	9,985	9,985
Other	<u>450,000</u>	<u>450,000</u>	<u>461,385</u>	<u>11,385</u>
Total Revenues	<u>6,730,590</u>	<u>6,730,590</u>	<u>6,209,906</u>	<u>(520,684)</u>
EXPENSES:				
Executive-Mayor				
Basic Utility Service				
Personal Services	2,548,474	2,548,474	2,422,392	126,082
Services and Supplies	1,227,225	1,227,225	1,124,524	102,701
Other	450,000	450,000	450,000	0
Capital Outlay	2,138,000	2,123,000	1,168,982	954,018
Debt Service				
Principal Retirement	615,302	615,302	597,452	17,850
Interest	<u>212,010</u>	<u>212,010</u>	<u>210,136</u>	<u>1,874</u>
Total Expenses	<u>7,191,011</u>	<u>7,176,011</u>	<u>5,973,486</u>	<u>1,202,525</u>
Excess of Revenues Over (Under) Expenses	(460,421)	(445,421)	236,420	681,841
OTHER FINANCING SOURCES (USES):				
Sale of Debt	<u>5,990,677</u>	<u>5,990,677</u>	<u>4,077,306</u>	<u>(1,913,371)</u>
Total Other Financing Sources (Uses)	<u>5,990,677</u>	<u>5,990,677</u>	<u>4,077,306</u>	<u>(1,913,371)</u>
NET CHANGE IN FUND EQUITY	5,530,256	5,545,256	4,313,726	(1,231,530)
FUND EQUITY BEGINNING OF YEAR	(3,609,128)	(3,609,128)	(3,609,128)	0
Prior Year Encumbrances Appropriated	<u>35,484</u>	<u>35,484</u>	<u>35,484</u>	<u>0</u>
FUND EQUITY END OF YEAR	<u>\$1,956,612</u>	<u>\$1,971,612</u>	<u>\$740,082</u>	<u>(\$1,231,530)</u>





The City of Willoughby™

# Combining Statements and Individual Fund Schedules

## *Combining Statements – Nonmajor Funds*

---

### NONMAJOR SPECIAL REVENUE FUNDS

Special Revenue Funds account for revenues from specific sources which legally or otherwise are restricted to expenditures for specific purposes.

***Fire Pension Fund*** - to account for the accumulation of property taxes levied for the partial payment of the current liability for firefighters' pension.

***Police Pension Fund*** - to account for the accumulation of property taxes levied for the partial payment of the current and accrued liability for police pension. Amounts collected for the police and fire pensions are periodically remitted to the Ohio Police and Fire Pension Fund.

***Law Enforcement Fund*** – Established by the Ohio Revised Code to account for revenue received from fines and seizures to assist the department in combating drug activities and to provide Community Prevention Education.

***Recreation Fund*** - to account for the accumulation of voted property tax for the purpose of recreation programs.

***Street Construction Maintenance and Repair Fund*** - required by the Ohio Revised Code to account for that portion of the state gasoline tax and motor vehicle registration fees designated for maintenance of streets within the City.

***State Highway Fund*** - required by the Ohio Revised Code to account for that portion of the state gasoline tax and motor vehicle registration fees designated for maintenance of state highways within the City.

***Road & Bridge Fund*** – to account for revenue received from taxes and other sources to pay for the cost of road and bridge maintenance and improvements.

***Corporate Maintenance Fund*** – to assess small projects that occur during the year, but are neither a regular occurrence nor a long-term project. This may include sidewalks, demolitions, noxious weeds and lot clean up.

***Enforcement and Education Fund*** - required by the Ohio Revised Code to account for fines received and distributed as a result of convictions pertaining to the operation of a motor vehicle while under the influence of alcohol or drugs. Funds may be used to pay cost increases in enforcing this or similar laws.

***Indigent Drivers Treatment Fund*** - required by the Ohio Revised Code to account for fines received as a result of convictions pertaining to operation of a motor vehicle while under the influence of alcohol or drugs. Funds may be used to secure treatment of indigent defendants at the discretion of the Municipal Court Judge.

***Court Computer Fund*** - the Municipal Court has established this fund for the purpose of acquisition, improvement, replacement or repair of court technology capital assets and for related staff training. These funds are collected from additional court costs levied on each case.

**General Special Projects Fund** - the Municipal Court has established this fund for the purpose of special projects as determined by the judge and for partial payment of debt related to the Municipal Court building. These funds are collected from additional court costs levied on each case.

**Special Projects DUI Fund** - the Municipal Court has established this fund for the purpose of special projects as outlined by the Ohio Revised Code. These funds are collected from additional court costs levied on each case.

**Urban Forest Management Fund** – the City originally established this fund to account for a matching fund grant from the State of Ohio. Currently only funds from tree planting fees are being recorded here. The funds are used to buy inventory and provide trees throughout the City.

**Victims Assistance Fund** - to account for grant funds provided by the State of Ohio with matching funds from the City. These funds provide services to victims of crime.

**Police Continuing Professional Training Fund** - to account for revenue received from the State of Ohio for the purpose of providing continuing professional training for police officers.

**Street Lighting Fund** – to account for the .9 mill rate the City assesses on all real property to provide city wide public street lights. These funds are collected in the same manner as other assessments by the Lake County Treasurer.

#### **NONMAJOR DEBT SERVICE FUND**

**Special Assessments Fund** - to accumulate special revenues collected by the County Treasurer and remitted to the City by the County Auditor for payment of special assessment bonds and coupons. These bonds and coupons were sold to finance construction of various projects that were deemed to benefit only those residents and/or businesses in the immediate area of the project and were paid for through assessments against their property.

#### **PERMANENT FUND**

Permanent Funds are used to report resources that are legally restricted to the extent that only earnings, not principal, may be used for purposes that support the reporting government's programs.

**Cemetery Care Fund** - was established to hold and invest all perpetual care deposits made from the sale of lots in the cemetery. The earnings from the Cemetery Care Fund are to be used to maintain the two City of Willoughby cemeteries.

**CITY OF WILLOUGHBY, OHIO**  
**COMBINING BALANCE SHEET**  
**NONMAJOR GOVERNMENTAL FUNDS**  
**AS OF DECEMBER 31, 2017**

	NONMAJOR SPECIAL REVENUE FUNDS	SPECIAL ASSESSMENTS DEBT SERVICE FUND	CEMETERY CARE PERMANENT FUND	TOTAL NONMAJOR GOVERNMENTAL FUNDS
<b>ASSETS AND DEFERRED OUTFLOWS OF RESOURCES</b>				
<b>Assets:</b>				
Equity in City Treasury Cash and Investments	\$2,366,028	\$82,181	\$323,687	\$2,771,896
Inventory - Supplies	30,099	0	0	30,099
Accounts Receivable	2,568	0	185	2,753
Intergovernmental Receivable	678,009	0	0	678,009
Taxes Receivable	1,478,766	0	0	1,478,766
Special Assessments Receivable	<u>705,557</u>	<u>0</u>	<u>0</u>	<u>705,557</u>
Total Assets	<u>5,261,027</u>	<u>82,181</u>	<u>323,872</u>	<u>5,667,080</u>
<b>TOTAL ASSETS AND DEFERRED OUTFLOWS OF RESOURCES</b>				
	<u>\$5,261,027</u>	<u>\$82,181</u>	<u>\$323,872</u>	<u>\$5,667,080</u>
<b>LIABILITIES, DEFERRED INFLOWS OF RESOURCES AND FUND BALANCES</b>				
<b>Liabilities:</b>				
Accounts Payable	\$268,195	\$0	\$0	\$268,195
Salaries, Wages & Benefits Payable	61,330	0	0	61,330
Intergovernmental Payable	<u>31,569</u>	<u>0</u>	<u>0</u>	<u>31,569</u>
Total Liabilities	<u>361,094</u>	<u>0</u>	<u>0</u>	<u>361,094</u>
<b>Deferred Inflows of Resources:</b>				
Property Taxes	1,402,118	0	0	1,402,118
Unavailable Revenue- Grants and Entitlements	489,187	0	0	489,187
Unavailable Revenue-Special Assessments	705,557	0	0	705,557
Unavailable Revenue- Delinquent Property Taxes	<u>76,648</u>	<u>0</u>	<u>0</u>	<u>76,648</u>
Total Deferred Inflows of Resources	<u>2,673,510</u>	<u>0</u>	<u>0</u>	<u>2,673,510</u>
<b>Fund Balances:</b>				
Nonspendable	30,099	0	323,872	353,971
Restricted	<u>2,196,324</u>	<u>82,181</u>	<u>0</u>	<u>2,278,505</u>
Total Fund Balances	<u>2,226,423</u>	<u>82,181</u>	<u>323,872</u>	<u>2,632,476</u>
<b>TOTAL LIABILITIES, DEFERRED INFLOWS OF RESOURCES AND FUND BALANCES</b>				
	<u>\$5,261,027</u>	<u>\$82,181</u>	<u>\$323,872</u>	<u>\$5,667,080</u>

**CITY OF WILLOUGHBY, OHIO**  
**COMBINING STATEMENT OF REVENUES, EXPENDITURES, AND**  
**CHANGES IN FUND BALANCES**  
**NONMAJOR GOVERNMENTAL FUNDS**  
**FOR THE YEAR ENDED DECEMBER 31, 2017**

	<b>NONMAJOR SPECIAL REVENUE FUNDS</b>	<b>SPECIAL ASSESSMENTS DEBT SERVICE FUND</b>	<b>CEMETERY CARE PERMANENT FUND</b>	<b>TOTAL NONMAJOR GOVERNMENTAL FUNDS</b>
<b>REVENUES:</b>				
Property and Other Local Taxes	\$1,461,667	\$0	\$0	\$1,461,667
Intergovernmental	1,352,882	0	0	1,352,882
Charges for Services	353,763	0	15,280	369,043
Special Assessments	629,909	0	0	629,909
Fines and Forfeitures	380,468	0	0	380,468
Miscellaneous	<u>5,990</u>	<u>0</u>	<u>0</u>	<u>5,990</u>
Total Revenues	<u>4,184,679</u>	<u>0</u>	<u>15,280</u>	<u>4,199,959</u>
<b>EXPENDITURES:</b>				
<b>Current:</b>				
General Government	285,017	0	0	285,017
Security of Persons and Property	2,277,635	0	0	2,277,635
Community Environment	85,591	0	0	85,591
Leisure Time Activities	1,058,842	0	0	1,058,842
Transportation	1,834,275	0	0	1,834,275
Capital Outlay	<u>1,012,997</u>	<u>0</u>	<u>0</u>	<u>1,012,997</u>
Total Expenditures	<u>6,554,357</u>	<u>0</u>	<u>0</u>	<u>6,554,357</u>
EXCESS OF REVENUES OVER (UNDER) EXPENDITURES	(2,369,678)	0	15,280	(2,354,398)
<b>OTHER FINANCING SOURCES (USES):</b>				
Transfers In	2,455,000	0	0	2,455,000
Transfers Out	<u>(150,000)</u>	<u>(105,000)</u>	<u>0</u>	<u>(255,000)</u>
TOTAL OTHER FINANCING SOURCES (USES)	<u>2,305,000</u>	<u>(105,000)</u>	<u>0</u>	<u>2,200,000</u>
NET CHANGE IN FUND BALANCES	(64,678)	(105,000)	15,280	(154,398)
FUND BALANCES BEGINNING OF YEAR	2,432,609	187,181	308,592	2,928,382
CHANGE IN INVENTORY	<u>(141,508)</u>	<u>0</u>	<u>0</u>	<u>(141,508)</u>
FUND BALANCES END OF YEAR	<u>\$2,226,423</u>	<u>\$82,181</u>	<u>\$323,872</u>	<u>\$2,632,476</u>

**CITY OF WILLOUGHBY, OHIO**  
**COMBINING BALANCE SHEET**  
**NONMAJOR SPECIAL REVENUE FUNDS**  
**AS OF DECEMBER 31, 2017**

	FIRE PENSION	POLICE PENSION	LAW ENFORCEMENT	RECREATION	STREET CONSTRUCTION MAINTENANCE AND REPAIR	STATE HIGHWAY	ROAD & BRIDGE	CORPORATE MAINTENANCE	ENFORCEMENT & EDUCATION
<b>ASSETS AND DEFERRED</b>									
<b>OUTFLOWS OF RESOURCES</b>									
<b>Assets:</b>									
Equity in City Treasury Cash and Investments	\$49,892	\$43,451	\$95,686	\$84,153	\$314,197	\$56,454	\$599,359	\$119,879	\$30,649
Inventory - Supplies	0	0	0	0	30,099	0	0	0	0
Accounts Receivable	0	0	0	638	1,530	0	0	200	0
Intergovernmental Receivable	8,500	8,500	300	58,476	454,438	36,483	77,363	0	124
Taxes Receivable	162,966	162,966	0	73,921	0	0	1,078,913	0	0
Special Assessments Receivable	0	0	0	0	0	0	0	32,627	0
Total Assets	<u>221,358</u>	<u>214,917</u>	<u>95,986</u>	<u>217,188</u>	<u>800,264</u>	<u>92,937</u>	<u>1,755,635</u>	<u>152,706</u>	<u>30,773</u>
<b>TOTAL ASSETS AND DEFERRED</b>									
<b>OUTFLOWS OF RESOURCES</b>									
	<u>\$221,358</u>	<u>\$214,917</u>	<u>\$95,986</u>	<u>\$217,188</u>	<u>\$800,264</u>	<u>\$92,937</u>	<u>\$1,755,635</u>	<u>\$152,706</u>	<u>\$30,773</u>
<b>LIABILITIES, DEFERRED INFLOWS OF</b>									
<b>RESOURCES AND FUND BALANCES</b>									
<b>Liabilities:</b>									
Accounts Payable	\$0	\$0	\$0	\$9,720	\$173,031	\$0	\$24,664	\$0	\$0
Salaries, Wages & Benefits Payable	16,165	14,688	0	9,890	19,694	0	0	0	0
Intergovernmental Payable	0	0	0	290	0	31,279	0	0	0
Total Liabilities	<u>16,165</u>	<u>14,688</u>	<u>0</u>	<u>19,900</u>	<u>192,725</u>	<u>31,279</u>	<u>24,664</u>	<u>0</u>	<u>0</u>
<b>Deferred Inflows of Resources:</b>									
Property Taxes	154,476	154,476	0	70,198	0	0	1,022,968	0	0
Unavailable Revenue- Grants and Entitlements	8,500	8,500	0	2,500	384,973	31,214	53,500	0	0
Unavailable Revenue-Special Assessments	0	0	0	0	0	0	0	32,627	0
Unavailable Revenue- Delinquent Property Taxes	8,490	8,490	0	3,723	0	0	55,945	0	0
Total Deferred Inflows of Resources	<u>171,466</u>	<u>171,466</u>	<u>0</u>	<u>76,421</u>	<u>384,973</u>	<u>31,214</u>	<u>1,132,413</u>	<u>32,627</u>	<u>0</u>
<b>Fund Balances:</b>									
Nonspendable	0	0	0	0	30,099	0	0	0	0
Restricted	<u>33,727</u>	<u>28,763</u>	<u>95,986</u>	<u>120,867</u>	<u>192,467</u>	<u>30,444</u>	<u>598,558</u>	<u>120,079</u>	<u>30,773</u>
Total Fund Balances	<u>33,727</u>	<u>28,763</u>	<u>95,986</u>	<u>120,867</u>	<u>222,566</u>	<u>30,444</u>	<u>598,558</u>	<u>120,079</u>	<u>30,773</u>
<b>TOTAL LIABILITIES, DEFERRED INFLOWS</b>									
<b>OF RESOURCES AND FUND BALANCES</b>									
	<u>\$221,358</u>	<u>\$214,917</u>	<u>\$95,986</u>	<u>\$217,188</u>	<u>\$800,264</u>	<u>\$92,937</u>	<u>\$1,755,635</u>	<u>\$152,706</u>	<u>\$30,773</u>



<u>INDIGENT DRIVERS TREATMENT</u>	<u>COURT COMPUTER</u>	<u>GENERAL SPECIAL PROJECTS</u>	<u>SPECIAL PROJECTS DUI</u>	<u>URBAN FOREST MANAGEMENT</u>	<u>VICTIMS ASSISTANCE</u>	<u>POLICE CONTINUING PROFESSIONAL TRAINING</u>	<u>STREET LIGHTING</u>	<u>TOTAL 2017</u>
\$357,378	\$313,563	\$26,063	\$72,119	\$60,099	\$32,192	\$20,531	\$90,363	\$2,366,028
0	0	0	0	0	0	0	0	30,099
0	0	0	0	200	0	0	0	2,568
1,707	11,863	10,776	1,554	0	7,925	0	0	678,009
0	0	0	0	0	0	0	0	1,478,766
0	0	0	0	0	0	0	672,930	705,557
<u>359,085</u>	<u>325,426</u>	<u>36,839</u>	<u>73,673</u>	<u>60,299</u>	<u>40,117</u>	<u>20,531</u>	<u>763,293</u>	<u>5,261,027</u>
<u>\$359,085</u>	<u>\$325,426</u>	<u>\$36,839</u>	<u>\$73,673</u>	<u>\$60,299</u>	<u>\$40,117</u>	<u>\$20,531</u>	<u>\$763,293</u>	<u>\$5,261,027</u>
\$0	\$6,358	\$1,413	\$0	\$3,029	\$12	\$0	\$49,968	\$268,195
0	0	0	0	0	893	0	0	61,330
0	0	0	0	0	0	0	0	31,569
0	<u>6,358</u>	<u>1,413</u>	0	<u>3,029</u>	<u>905</u>	0	<u>49,968</u>	<u>361,094</u>
0	0	0	0	0	0	0	0	1,402,118
0	0	0	0	0	0	0	0	489,187
0	0	0	0	0	0	0	672,930	705,557
0	0	0	0	0	0	0	0	76,648
0	0	0	0	0	0	0	672,930	2,673,510
0	0	0	0	0	0	0	0	30,099
<u>359,085</u>	<u>319,068</u>	<u>35,426</u>	<u>73,673</u>	<u>57,270</u>	<u>39,212</u>	<u>20,531</u>	<u>40,395</u>	<u>2,196,324</u>
<u>359,085</u>	<u>319,068</u>	<u>35,426</u>	<u>73,673</u>	<u>57,270</u>	<u>39,212</u>	<u>20,531</u>	<u>40,395</u>	<u>2,226,423</u>
<u>\$359,085</u>	<u>\$325,426</u>	<u>\$36,839</u>	<u>\$73,673</u>	<u>\$60,299</u>	<u>\$40,117</u>	<u>\$20,531</u>	<u>\$763,293</u>	<u>\$5,261,027</u>

**CITY OF WILLOUGHBY, OHIO**  
**COMBINING STATEMENT OF REVENUES, EXPENDITURES, AND**  
**CHANGES IN FUND BALANCES**  
**NONMAJOR SPECIAL REVENUE FUNDS**  
**FOR THE YEAR ENDED DECEMBER 31, 2017**

	<u>FIRE</u>	<u>POLICE</u>	<u>LAW</u>		<u>STREET</u>				
	<u>PENSION</u>	<u>PENSION</u>	<u>ENFORCEMENT</u>	<u>RECREATION</u>	<u>CONSTRUCTION</u>	<u>STATE</u>	<u>ROAD &amp;</u>	<u>CORPORATE</u>	<u>ENFORCEMENT</u>
					<u>MAINTENANCE</u>	<u>HIGHWAY</u>	<u>BRIDGE</u>	<u>MAINTENANCE</u>	<u>&amp; EDUCATION</u>
					<u>AND REPAIR</u>				
<b>REVENUES:</b>									
Property and Other Local Taxes	\$155,307	\$155,307	\$0	\$69,508	\$57,890	\$0	\$1,023,655	\$0	\$0
Intergovernmental	17,539	17,539	0	114,081	936,136	75,903	138,632	0	0
Charges for Services	0	0	0	348,663	900	0	0	0	0
Special Assessments	0	0	0	0	0	0	0	61,560	0
Fines and Forfeitures	0	0	0	0	0	0	0	0	1,780
Miscellaneous	<u>0</u>	<u>0</u>	<u>0</u>	<u>0</u>	<u>5,990</u>	<u>0</u>	<u>0</u>	<u>0</u>	<u>0</u>
Total Revenues	<u>172,846</u>	<u>172,846</u>	<u>0</u>	<u>532,252</u>	<u>1,000,916</u>	<u>75,903</u>	<u>1,162,287</u>	<u>61,560</u>	<u>1,780</u>
<b>EXPENDITURES:</b>									
Current:									
General Government	1,759	1,759	0	0	0	0	11,631	0	0
Security of Persons and Property	851,056	780,415	2,256	0	0	0	0	0	0
Community Environment	0	0	0	0	0	0	0	68,272	0
Leisure Time Activities	0	0	0	1,058,842	0	0	0	0	0
Transportation	0	0	0	0	1,673,182	161,093	0	0	0
Capital Outlay	<u>0</u>	<u>0</u>	<u>0</u>	<u>0</u>	<u>0</u>	<u>0</u>	<u>1,012,997</u>	<u>0</u>	<u>0</u>
Total Expenditures	<u>852,815</u>	<u>782,174</u>	<u>2,256</u>	<u>1,058,842</u>	<u>1,673,182</u>	<u>161,093</u>	<u>1,024,628</u>	<u>68,272</u>	<u>0</u>
EXCESS OF REVENUES OVER (UNDER) EXPENDITURES	(679,969)	(609,328)	(2,256)	(526,590)	(672,266)	(85,190)	137,659	(6,712)	1,780
<b>OTHER FINANCING SOURCES (USES):</b>									
Transfers In	675,000	590,000	0	500,000	600,000	75,000	0	0	0
Transfers Out	<u>0</u>	<u>0</u>	<u>0</u>	<u>0</u>	<u>0</u>	<u>0</u>	<u>0</u>	<u>0</u>	<u>0</u>
TOTAL OTHER FINANCING SOURCES (USES)	<u>675,000</u>	<u>590,000</u>	<u>0</u>	<u>500,000</u>	<u>600,000</u>	<u>75,000</u>	<u>0</u>	<u>0</u>	<u>0</u>
NET CHANGE IN FUND BALANCES	(4,969)	(19,328)	(2,256)	(26,590)	(72,266)	(10,190)	137,659	(6,712)	1,780
FUND BALANCES BEGINNING OF YEAR	38,696	48,091	98,242	147,457	436,340	40,634	460,899	126,791	28,993
CHANGE IN INVENTORY	<u>0</u>	<u>0</u>	<u>0</u>	<u>0</u>	<u>(141,508)</u>	<u>0</u>	<u>0</u>	<u>0</u>	<u>0</u>
FUND BALANCES END OF YEAR	<u>\$33,727</u>	<u>\$28,763</u>	<u>\$95,986</u>	<u>\$120,867</u>	<u>\$222,566</u>	<u>\$30,444</u>	<u>\$598,558</u>	<u>\$120,079</u>	<u>\$30,773</u>





<u>INDIGENT DRIVERS TREATMENT</u>	<u>COURT COMPUTER</u>	<u>GENERAL SPECIAL PROJECTS</u>	<u>SPECIAL PROJECTS DUI</u>	<u>URBAN FOREST MANAGEMENT</u>	<u>VICTIMS ASSISTANCE</u>	<u>POLICE CONTINUING PROFESSIONAL TRAINING</u>	<u>STREET LIGHTING</u>	<u>TOTAL 2017</u>
\$0	\$0	\$0	\$0	\$0	\$0	\$0	\$0	\$1,461,667
0	0	0	0	0	41,612	11,440	0	1,352,882
0	0	0	0	4,200	0	0	0	353,763
0	0	0	0	0	0	0	568,349	629,909
43,132	163,779	147,537	24,240	0	0	0	0	380,468
<u>0</u>	<u>0</u>	<u>0</u>	<u>0</u>	<u>0</u>	<u>0</u>	<u>0</u>	<u>0</u>	<u>5,990</u>
<u>43,132</u>	<u>163,779</u>	<u>147,537</u>	<u>24,240</u>	<u>4,200</u>	<u>41,612</u>	<u>11,440</u>	<u>568,349</u>	<u>4,184,679</u>
32,650	192,740	8,878	18,115	0	0	0	17,485	285,017
0	0	0	0	0	53,981	0	589,927	2,277,635
0	0	0	0	17,319	0	0	0	85,591
0	0	0	0	0	0	0	0	1,058,842
0	0	0	0	0	0	0	0	1,834,275
<u>0</u>	<u>0</u>	<u>0</u>	<u>0</u>	<u>0</u>	<u>0</u>	<u>0</u>	<u>0</u>	<u>1,012,997</u>
<u>32,650</u>	<u>192,740</u>	<u>8,878</u>	<u>18,115</u>	<u>17,319</u>	<u>53,981</u>	<u>0</u>	<u>607,412</u>	<u>6,554,357</u>
10,482	(28,961)	138,659	6,125	(13,119)	(12,369)	11,440	(39,063)	(2,369,678)
0	0	0	0	0	15,000	0	0	2,455,000
<u>0</u>	<u>0</u>	<u>(150,000)</u>	<u>0</u>	<u>0</u>	<u>0</u>	<u>0</u>	<u>0</u>	<u>(150,000)</u>
<u>0</u>	<u>0</u>	<u>(150,000)</u>	<u>0</u>	<u>0</u>	<u>15,000</u>	<u>0</u>	<u>0</u>	<u>2,305,000</u>
10,482	(28,961)	(11,341)	6,125	(13,119)	2,631	11,440	(39,063)	(64,678)
348,603	348,029	46,767	67,548	70,389	36,581	9,091	79,458	2,432,609
<u>0</u>	<u>0</u>	<u>0</u>	<u>0</u>	<u>0</u>	<u>0</u>	<u>0</u>	<u>0</u>	<u>(141,508)</u>
<u>\$359,085</u>	<u>\$319,068</u>	<u>\$35,426</u>	<u>\$73,673</u>	<u>\$57,270</u>	<u>\$39,212</u>	<u>\$20,531</u>	<u>\$40,395</u>	<u>\$2,226,423</u>

**CITY OF WILLOUGHBY, OHIO**  
**SCHEDULE OF REVENUES, EXPENDITURES, AND CHANGES**  
**IN FUND BALANCE - BUDGET(Non-GAAP Basis) AND ACTUAL**  
**FIRE PENSION FUND**  
**FOR THE YEAR ENDED DECEMBER 31, 2017**

	<u>BUDGETED AMOUNTS</u>			<b>VARIANCE WITH</b>
	<u>ORIGINAL</u>	<u>FINAL</u>	<u>ACTUAL</u>	<b>FINAL BUDGET</b>
				<b>POSITIVE</b>
				<b>(NEGATIVE)</b>
REVENUES:				
Property and Other Local Taxes	\$152,100	\$152,100	\$155,307	\$3,207
Intergovernmental	<u>17,000</u>	<u>17,000</u>	<u>17,539</u>	<u>539</u>
Total Revenues	<u>169,100</u>	<u>169,100</u>	<u>172,846</u>	<u>3,746</u>
EXPENDITURES:				
Executive-Mayor				
Security of Persons and Property				
Personal Services	882,866	882,866	850,583	32,283
Services and Supplies	<u>3,000</u>	<u>3,000</u>	<u>1,759</u>	<u>1,241</u>
Total Expenditures	<u>885,866</u>	<u>885,866</u>	<u>852,342</u>	<u>33,524</u>
Excess of Revenues Over (Under) Expenditures	(716,766)	(716,766)	(679,496)	37,270
OTHER FINANCING SOURCES (USES):				
Transfers In	<u>675,000</u>	<u>675,000</u>	<u>675,000</u>	<u>0</u>
Total Other Financing Sources (Uses)	<u>675,000</u>	<u>675,000</u>	<u>675,000</u>	<u>0</u>
NET CHANGE IN FUND BALANCE	(41,766)	(41,766)	(4,496)	37,270
FUND BALANCE BEGINNING OF YEAR	<u>54,388</u>	<u>54,388</u>	<u>54,388</u>	<u>0</u>
FUND BALANCE END OF YEAR	<u>\$12,622</u>	<u>\$12,622</u>	<u>\$49,892</u>	<u>\$37,270</u>

**CITY OF WILLOUGHBY, OHIO**  
**SCHEDULE OF REVENUES, EXPENDITURES, AND CHANGES**  
**IN FUND BALANCE - BUDGET(Non-GAAP Basis) AND ACTUAL**  
**POLICE PENSION FUND**  
**FOR THE YEAR ENDED DECEMBER 31, 2017**

	<u>BUDGETED AMOUNTS</u>		<u>ACTUAL</u>	<u>VARIANCE WITH</u>
	<u>ORIGINAL</u>	<u>FINAL</u>		<u>FINAL BUDGET</u>
				<u>POSITIVE</u>
				<u>(NEGATIVE)</u>
REVENUES:				
Property and Other Local Taxes	\$152,100	\$152,100	\$155,307	\$3,207
Intergovernmental	<u>17,000</u>	<u>17,000</u>	<u>17,539</u>	<u>539</u>
Total Revenues	<u>169,100</u>	<u>169,100</u>	<u>172,846</u>	<u>3,746</u>
EXPENDITURES:				
Executive-Mayor				
Security of Persons and Property				
Personal Services	816,064	816,064	779,998	36,066
Services and Supplies	<u>3,000</u>	<u>3,000</u>	<u>1,759</u>	<u>1,241</u>
Total Expenditures	<u>819,064</u>	<u>819,064</u>	<u>781,757</u>	<u>37,307</u>
Excess of Revenues Over (Under) Expenditures	(649,964)	(649,964)	(608,911)	41,053
OTHER FINANCING SOURCES (USES):				
Transfers In	<u>590,000</u>	<u>590,000</u>	<u>590,000</u>	<u>0</u>
Total Other Financing Sources (Uses)	<u>590,000</u>	<u>590,000</u>	<u>590,000</u>	<u>0</u>
NET CHANGE IN FUND BALANCE	(59,964)	(59,964)	(18,911)	41,053
FUND BALANCE BEGINNING OF YEAR	<u>62,362</u>	<u>62,362</u>	<u>62,362</u>	<u>0</u>
FUND BALANCE END OF YEAR	<u>\$2,398</u>	<u>\$2,398</u>	<u>\$43,451</u>	<u>\$41,053</u>

**CITY OF WILLOUGHBY, OHIO**  
**SCHEDULE OF REVENUES, EXPENDITURES, AND CHANGES**  
**IN FUND BALANCE - BUDGET(Non-GAAP Basis) AND ACTUAL**  
**LAW ENFORCEMENT FUND**  
**FOR THE YEAR ENDED DECEMBER 31, 2016**

	<u>BUDGETED AMOUNTS</u>		<u>ACTUAL</u>	<u>VARIANCE WITH</u>
	<u>ORIGINAL</u>	<u>FINAL</u>		<u>FINAL BUDGET</u>
				<u>POSITIVE</u>
				<u>(NEGATIVE)</u>
REVENUES:				
Fines and Forfeitures	<u>\$41,000</u>	<u>\$41,000</u>	<u>\$40,698</u>	<u>(\$302)</u>
Total Revenues	<u>41,000</u>	<u>41,000</u>	<u>40,698</u>	<u>(302)</u>
EXPENDITURES:				
Executive-Mayor				
Security of Persons and Property				
Services and Supplies	5,000	5,000	2,556	2,444
Capital Outlay	<u>61,000</u>	<u>61,000</u>	<u>0</u>	<u>61,000</u>
Total Expenditures	<u>66,000</u>	<u>66,000</u>	<u>2,556</u>	<u>63,444</u>
Excess of Revenues Over (Under) Expenditures	(25,000)	(25,000)	38,142	63,142
NET CHANGE IN FUND BALANCE	(25,000)	(25,000)	38,142	63,142
FUND BALANCE BEGINNING OF YEAR	<u>57,543</u>	<u>57,543</u>	<u>57,543</u>	<u>0</u>
FUND BALANCE END OF YEAR	<u>\$32,543</u>	<u>\$32,543</u>	<u>\$95,685</u>	<u>\$63,142</u>

**CITY OF WILLOUGHBY, OHIO**  
**SCHEDULE OF REVENUES, EXPENDITURES, AND CHANGES**  
**IN FUND BALANCE - BUDGET(Non-GAAP Basis) AND ACTUAL**  
**RECREATION FUND**  
**FOR THE YEAR ENDED DECEMBER 31, 2017**

	<u>BUDGETED AMOUNTS</u>		<u>ACTUAL</u>	<b>VARIANCE WITH FINAL BUDGET POSITIVE (NEGATIVE)</b>
	<u>ORIGINAL</u>	<u>FINAL</u>		<u>(NEGATIVE)</u>
<b>REVENUES:</b>				
Property and Other Local Taxes	\$68,000	\$68,000	\$69,508	\$1,508
Intergovernmental	115,000	115,000	120,605	5,605
Charges for Services	<u>368,000</u>	<u>368,000</u>	<u>348,109</u>	<u>(19,891)</u>
Total Revenues	<u>551,000</u>	<u>551,000</u>	<u>538,222</u>	<u>(12,778)</u>
<b>EXPENDITURES:</b>				
Executive-Mayor				
Leisure Time Activities				
Personal Services	768,357	768,357	762,565	5,792
Services and Supplies	326,010	326,010	306,232	19,778
Other	<u>15,000</u>	<u>15,000</u>	<u>0</u>	<u>15,000</u>
Total Expenditures	<u>1,109,367</u>	<u>1,109,367</u>	<u>1,068,797</u>	<u>40,570</u>
Excess of Revenues Over (Under) Expenditures	(558,367)	(558,367)	(530,575)	27,792
<b>OTHER FINANCING SOURCES (USES):</b>				
Transfers In	<u>500,000</u>	<u>500,000</u>	<u>500,000</u>	<u>0</u>
Total Other Financing Sources (Uses)	<u>500,000</u>	<u>500,000</u>	<u>500,000</u>	<u>0</u>
<b>NET CHANGE IN FUND BALANCE</b>	(58,367)	(58,367)	(30,575)	27,792
<b>FUND BALANCE BEGINNING OF YEAR</b>	80,775	80,775	80,775	0
Prior Year Encumbrances Appropriated	<u>2,541</u>	<u>2,541</u>	<u>2,541</u>	<u>0</u>
<b>FUND BALANCE END OF YEAR</b>	<u>\$24,949</u>	<u>\$24,949</u>	<u>\$52,741</u>	<u>\$27,792</u>

**CITY OF WILLOUGHBY, OHIO**  
**SCHEDULE OF REVENUES, EXPENDITURES, AND CHANGES**  
**IN FUND BALANCE - BUDGET(Non-GAAP Basis) AND ACTUAL**  
**STREET CONSTRUCTION MAINTENANCE AND REPAIR FUND**  
**FOR THE YEAR ENDED DECEMBER 31, 2017**

	<u>BUDGETED AMOUNTS</u>		<u>ACTUAL</u>	<b>VARIANCE WITH FINAL BUDGET POSITIVE (NEGATIVE)</b>
	<u>ORIGINAL</u>	<u>FINAL</u>		<u>(NEGATIVE)</u>
<b>REVENUES:</b>				
Property and Other Local Taxes	\$57,000	\$57,000	\$57,855	\$855
Intergovernmental	935,000	935,000	939,815	4,815
Charges for Services	<u>500</u>	<u>500</u>	<u>900</u>	<u>400</u>
Total Revenues	<u>992,500</u>	<u>992,500</u>	<u>998,570</u>	<u>6,070</u>
<b>EXPENDITURES:</b>				
Executive-Mayor				
Transportation				
Personal Services	1,141,849	1,141,849	1,086,237	55,612
Services and Supplies	<u>605,525</u>	<u>605,525</u>	<u>455,998</u>	<u>149,527</u>
Total Expenditures	<u>1,747,374</u>	<u>1,747,374</u>	<u>1,542,235</u>	<u>205,139</u>
Excess of Revenues Over (Under) Expenditures	(754,874)	(754,874)	(543,665)	211,209
<b>OTHER FINANCING SOURCES (USES):</b>				
Transfers In	600,000	600,000	600,000	0
Other	<u>1,000</u>	<u>1,000</u>	<u>5,990</u>	<u>4,990</u>
Total Other Financing Sources (Uses)	<u>601,000</u>	<u>601,000</u>	<u>605,990</u>	<u>4,990</u>
<b>NET CHANGE IN FUND BALANCE</b>	(153,874)	(153,874)	62,325	216,199
<b>FUND BALANCE BEGINNING OF YEAR</b>	172,059	172,059	172,059	0
Prior Year Encumbrances Appropriated	<u>7,919</u>	<u>7,919</u>	<u>7,919</u>	<u>0</u>
<b>FUND BALANCE END OF YEAR</b>	<u>\$26,104</u>	<u>\$26,104</u>	<u>\$242,303</u>	<u>\$216,199</u>

**CITY OF WILLOUGHBY, OHIO**  
**SCHEDULE OF REVENUES, EXPENDITURES, AND CHANGES**  
**IN FUND BALANCE - BUDGET (Non-GAAP Basis) AND ACTUAL**  
**STATE HIGHWAY FUND**  
**FOR THE YEAR ENDED DECEMBER 31, 2017**

	<u>BUDGETED AMOUNTS</u>		<u>ACTUAL</u>	<u>VARIANCE WITH</u>
	<u>ORIGINAL</u>	<u>FINAL</u>		<u>FINAL BUDGET</u>
				<u>POSITIVE</u>
				<u>(NEGATIVE)</u>
REVENUES:				
Intergovernmental	<u>\$75,500</u>	<u>\$75,500</u>	<u>\$76,201</u>	<u>\$701</u>
Total Revenues	<u>75,500</u>	<u>75,500</u>	<u>76,201</u>	<u>701</u>
EXPENDITURES:				
Executive-Mayor Transportation				
Services and Supplies	<u>162,000</u>	<u>162,000</u>	<u>107,630</u>	<u>54,370</u>
Total Expenditures	<u>162,000</u>	<u>162,000</u>	<u>107,630</u>	<u>54,370</u>
Excess of Revenues Over (Under) Expenditures	(86,500)	(86,500)	(31,429)	55,071
OTHER FINANCING SOURCES (USES):				
Transfers In	<u>75,000</u>	<u>75,000</u>	<u>75,000</u>	<u>0</u>
Total Other Financing Sources (Uses)	<u>75,000</u>	<u>75,000</u>	<u>75,000</u>	<u>0</u>
NET CHANGE IN FUND BALANCE	(11,500)	(11,500)	43,571	55,071
FUND BALANCE BEGINNING OF YEAR	<u>12,883</u>	<u>12,883</u>	<u>12,883</u>	<u>0</u>
FUND BALANCE END OF YEAR	<u>\$1,383</u>	<u>\$1,383</u>	<u>\$56,454</u>	<u>\$55,071</u>

**CITY OF WILLOUGHBY, OHIO**  
**SCHEDULE OF REVENUES, EXPENDITURES, AND CHANGES**  
**IN FUND BALANCE - BUDGET (Non-GAAP Basis) AND ACTUAL**  
**ROAD AND BRIDGE FUND**  
**FOR THE YEAR ENDED DECEMBER 31, 2017**

	<u>BUDGETED AMOUNTS</u>		<u>ACTUAL</u>	<u>VARIANCE WITH</u>
	<u>ORIGINAL</u>	<u>FINAL</u>		<u>FINAL BUDGET</u>
				<u>POSITIVE</u>
				<u>(NEGATIVE)</u>
REVENUES:				
Property and Other Local Taxes	\$1,017,729	\$1,017,729	\$1,023,655	\$5,926
Intergovernmental	<u>119,190</u>	<u>119,190</u>	<u>126,959</u>	<u>7,769</u>
Total Revenues	<u>1,136,919</u>	<u>1,136,919</u>	<u>1,150,614</u>	<u>13,695</u>
EXPENDITURES:				
Executive-Mayor				
Transportation				
Services and Supplies	20,000	20,000	11,631	8,369
Capital Outlay	<u>1,400,000</u>	<u>1,400,000</u>	<u>1,016,645</u>	<u>383,355</u>
Total Expenditures	<u>1,420,000</u>	<u>1,420,000</u>	<u>1,028,276</u>	<u>391,724</u>
NET CHANGE IN FUND BALANCE	(283,081)	(283,081)	122,338	405,419
FUND BALANCE BEGINNING OF YEAR	410,512	410,512	410,512	0
Prior Year Encumbrances Appropriated	<u>24,840</u>	<u>24,840</u>	<u>24,840</u>	<u>0</u>
FUND BALANCE END OF YEAR	<u>\$152,271</u>	<u>\$152,271</u>	<u>\$557,690</u>	<u>\$405,419</u>



**CITY OF WILLOUGHBY, OHIO**  
**SCHEDULE OF REVENUES, EXPENDITURES, AND CHANGES**  
**IN FUND BALANCE - BUDGET(Non-GAAP Basis) AND ACTUAL**  
**CORPORATE MAINTENANCE FUND**  
**FOR THE YEAR ENDED DECEMBER 31, 2017**

	<u>BUDGETED AMOUNTS</u>		<u>ACTUAL</u>	<u>VARIANCE WITH</u>
	<u>ORIGINAL</u>	<u>FINAL</u>		<u>FINAL BUDGET</u>
				<u>POSITIVE</u>
				<u>(NEGATIVE)</u>
REVENUES:				
Special Assessments	<u>\$74,500</u>	<u>\$74,500</u>	<u>\$61,560</u>	<u>(\$12,940)</u>
Total Revenues	<u>74,500</u>	<u>74,500</u>	<u>61,560</u>	<u>(12,940)</u>
EXPENDITURES:				
Executive-Mayor				
Community Environment				
Services and Supplies	<u>123,000</u>	<u>123,000</u>	<u>58,409</u>	<u>64,591</u>
Total Expenditures	<u>123,000</u>	<u>123,000</u>	<u>58,409</u>	<u>64,591</u>
NET CHANGE IN FUND BALANCE	(48,500)	(48,500)	3,151	51,651
FUND BALANCE BEGINNING OF YEAR	87,869	87,869	87,869	0
Prior Year Encumbrances Appropriated	<u>10,105</u>	<u>10,105</u>	<u>10,105</u>	<u>0</u>
FUND BALANCE END OF YEAR	<u>\$49,474</u>	<u>\$49,474</u>	<u>\$101,125</u>	<u>\$51,651</u>

**CITY OF WILLOUGHBY, OHIO**  
**SCHEDULE OF REVENUES, EXPENDITURES, AND CHANGES**  
**IN FUND BALANCE - BUDGET(Non-GAAP Basis) AND ACTUAL**  
**ENFORCEMENT AND EDUCATION FUND**  
**FOR THE YEAR ENDED DECEMBER 31, 2017**

	<u>BUDGETED AMOUNTS</u>		<u>ACTUAL</u>	<b>VARIANCE WITH FINAL BUDGET POSITIVE (NEGATIVE)</b>
	<u>ORIGINAL</u>	<u>FINAL</u>		<u>(NEGATIVE)</u>
REVENUES:				
Fines and Forfeitures	<u>\$2,200</u>	<u>\$2,200</u>	<u>\$1,759</u>	<u>(\$441)</u>
Total Revenues	<u>2,200</u>	<u>2,200</u>	<u>1,759</u>	<u>(441)</u>
EXPENDITURES:				
Executive-Mayor				
Security of Persons and Property				
Capital Outlay	<u>26,000</u>	<u>26,000</u>	<u>0</u>	<u>26,000</u>
Total Expenditures	<u>26,000</u>	<u>26,000</u>	<u>0</u>	<u>26,000</u>
NET CHANGE IN FUND BALANCE	(23,800)	(23,800)	1,759	25,559
FUND BALANCE BEGINNING OF YEAR	<u>28,890</u>	<u>28,890</u>	<u>28,890</u>	<u>0</u>
FUND BALANCE END OF YEAR	<u>\$5,090</u>	<u>\$5,090</u>	<u>\$30,649</u>	<u>\$25,559</u>

**CITY OF WILLOUGHBY, OHIO**  
**SCHEDULE OF REVENUES, EXPENDITURES, AND CHANGES**  
**IN FUND BALANCE - BUDGET(Non-GAAP Basis) AND ACTUAL**  
**INDIGENT DRIVERS TREATMENT FUND**  
**FOR THE YEAR ENDED DECEMBER 31, 2017**

	<u>BUDGETED AMOUNTS</u>		<u>ACTUAL</u>	<u>VARIANCE WITH</u>
	<u>ORIGINAL</u>	<u>FINAL</u>		<u>FINAL BUDGET</u>
				<u>POSITIVE</u>
				<u>(NEGATIVE)</u>
REVENUES:				
Fines and Forfeitures	<u>\$25,000</u>	<u>\$25,000</u>	<u>\$43,086</u>	<u>\$18,086</u>
Total Revenues	<u>25,000</u>	<u>25,000</u>	<u>43,086</u>	<u>18,086</u>
EXPENDITURES:				
Judicial -Municipal Court				
General Government				
Services and Supplies	<u>150,000</u>	<u>150,000</u>	<u>25,000</u>	<u>125,000</u>
Total Expenditures	<u>150,000</u>	<u>150,000</u>	<u>25,000</u>	<u>125,000</u>
NET CHANGE IN FUND BALANCE	(125,000)	(125,000)	18,086	143,086
FUND BALANCE BEGINNING OF YEAR	<u>268,680</u>	<u>268,680</u>	<u>268,680</u>	<u>0</u>
FUND BALANCE END OF YEAR	<u>\$143,680</u>	<u>\$143,680</u>	<u>\$286,766</u>	<u>\$143,086</u>

**CITY OF WILLOUGHBY, OHIO**  
**SCHEDULE OF REVENUES, EXPENDITURES, AND CHANGES**  
**IN FUND BALANCE - BUDGET(Non-GAAP Basis) AND ACTUAL**  
**COURT COMPUTER FUND**  
**FOR THE YEAR ENDED DECEMBER 31, 2017**

	<u>BUDGETED AMOUNTS</u>		<u>ACTUAL</u>	<u>VARIANCE WITH</u>
	<u>ORIGINAL</u>	<u>FINAL</u>		<u>FINAL BUDGET</u>
				<u>POSITIVE</u>
				<u>(NEGATIVE)</u>
REVENUES:				
Fines and Forfeitures	<u>\$156,000</u>	<u>\$156,000</u>	<u>\$164,488</u>	<u>\$8,488</u>
Total Revenues	<u>156,000</u>	<u>156,000</u>	<u>164,488</u>	<u>8,488</u>
EXPENDITURES:				
Judicial -Municipal Court				
General Government				
Personal Services	70,000	70,000	68,281	1,719
Services and Supplies	140,000	140,000	131,321	8,679
Capital Outlay	<u>70,000</u>	<u>70,000</u>	<u>0</u>	<u>70,000</u>
Total Expenditures	<u>280,000</u>	<u>280,000</u>	<u>199,602</u>	<u>80,398</u>
NET CHANGE IN FUND BALANCE	(124,000)	(124,000)	(35,114)	88,886
FUND BALANCE BEGINNING OF YEAR	298,230	298,230	298,230	0
Prior Year Encumbrances Appropriated	<u>104</u>	<u>104</u>	<u>104</u>	<u>0</u>
FUND BALANCE END OF YEAR	<u>\$174,334</u>	<u>\$174,334</u>	<u>\$263,220</u>	<u>\$88,886</u>

**CITY OF WILLOUGHBY, OHIO**  
**SCHEDULE OF REVENUES, EXPENDITURES, AND CHANGES**  
**IN FUND BALANCE - BUDGET(Non-GAAP Basis) AND ACTUAL**  
**GENERAL SPECIAL PROJECTS FUND**  
**FOR THE YEAR ENDED DECEMBER 31, 2017**

	<u>BUDGETED AMOUNTS</u>		<u>ACTUAL</u>	<u>VARIANCE WITH</u>
	<u>ORIGINAL</u>	<u>FINAL</u>		<u>FINAL BUDGET</u>
				<u>POSITIVE</u>
				<u>(NEGATIVE)</u>
REVENUES:				
Fines and Forfeitures	\$145,000	\$145,000	\$148,169	\$3,169
Total Revenues	<u>145,000</u>	<u>145,000</u>	<u>148,169</u>	<u>3,169</u>
EXPENDITURES:				
Judicial -Municipal Court				
General Government				
Services and Supplies	<u>25,000</u>	<u>25,000</u>	<u>10,465</u>	<u>14,535</u>
Total Expenditures	<u>25,000</u>	<u>25,000</u>	<u>10,465</u>	<u>14,535</u>
Excess of Revenues Over (Under) Expenditures	120,000	120,000	137,704	17,704
OTHER FINANCING SOURCES (USES):				
Transfers Out	<u>(150,000)</u>	<u>(150,000)</u>	<u>(150,000)</u>	<u>0</u>
Total Other Financing Sources (Uses)	<u>(150,000)</u>	<u>(150,000)</u>	<u>(150,000)</u>	<u>0</u>
NET CHANGE IN FUND BALANCE	(30,000)	(30,000)	(12,296)	17,704
FUND BALANCE BEGINNING OF YEAR	34,759	34,759	34,759	0
Prior Year Encumbrances Appropriated	<u>600</u>	<u>600</u>	<u>600</u>	<u>0</u>
FUND BALANCE END OF YEAR	<u>\$5,359</u>	<u>\$5,359</u>	<u>\$23,063</u>	<u>\$17,704</u>

**CITY OF WILLOUGHBY, OHIO**  
**SCHEDULE OF REVENUES, EXPENDITURES, AND CHANGES**  
**IN FUND BALANCE - BUDGET(Non-GAAP Basis) AND ACTUAL**  
**SPECIAL PROJECTS DUI FUND**  
**FOR THE YEAR ENDED DECEMBER 31, 2017**

	<u>BUDGETED AMOUNTS</u>		<u>ACTUAL</u>	<u>VARIANCE WITH</u>
	<u>ORIGINAL</u>	<u>FINAL</u>		<u>FINAL BUDGET</u>
				<u>POSITIVE</u>
				<u>(NEGATIVE)</u>
REVENUES:				
Fines and Forfeitures	\$25,000	\$25,000	\$24,182	(\$818)
Total Revenues	<u>25,000</u>	<u>25,000</u>	<u>24,182</u>	<u>(818)</u>
EXPENDITURES:				
Judicial -Municipal Court				
General Government				
Services and Supplies	80,000	80,000	25,000	55,000
Total Expenditures	<u>80,000</u>	<u>80,000</u>	<u>25,000</u>	<u>55,000</u>
NET CHANGE IN FUND BALANCE	(55,000)	(55,000)	(818)	54,182
FUND BALANCE BEGINNING OF YEAR	63,629	63,629	63,629	0
Prior Year Encumbrances Appropriated	<u>3</u>	<u>3</u>	<u>3</u>	<u>0</u>
FUND BALANCE END OF YEAR	<u>\$8,632</u>	<u>\$8,632</u>	<u>\$62,814</u>	<u>\$54,182</u>

**CITY OF WILLOUGHBY, OHIO**  
**SCHEDULE OF REVENUES, EXPENDITURES, AND CHANGES**  
**IN FUND BALANCE - BUDGET(Non-GAAP Basis) AND ACTUAL**  
**URBAN FOREST MANAGEMENT FUND**  
**FOR THE YEAR ENDED DECEMBER 31, 2017**

	<u>BUDGETED AMOUNTS</u>			VARIANCE WITH
	<u>ORIGINAL</u>	<u>FINAL</u>	<u>ACTUAL</u>	FINAL BUDGET POSITIVE (NEGATIVE)
REVENUES:				
Charges for Services	<u>\$3,000</u>	<u>\$3,000</u>	<u>\$4,000</u>	<u>\$1,000</u>
Total Revenues	<u>3,000</u>	<u>3,000</u>	<u>4,000</u>	<u>1,000</u>
EXPENDITURES:				
Executive-Mayor				
Community Environment				
Services and Supplies	<u>25,000</u>	<u>25,000</u>	<u>13,045</u>	<u>11,955</u>
Total Expenditures	<u>25,000</u>	<u>25,000</u>	<u>13,045</u>	<u>11,955</u>
NET CHANGE IN FUND BALANCE	(22,000)	(22,000)	(9,045)	12,955
FUND BALANCE BEGINNING OF YEAR	<u>60,605</u>	<u>60,605</u>	<u>60,605</u>	<u>0</u>
FUND BALANCE END OF YEAR	<u>\$38,605</u>	<u>\$38,605</u>	<u>\$51,560</u>	<u>\$12,955</u>

**CITY OF WILLOUGHBY, OHIO**  
**SCHEDULE OF REVENUES, EXPENDITURES, AND CHANGES**  
**IN FUND BALANCE - BUDGET(Non-GAAP Basis) AND ACTUAL**  
**VICTIMS ASSISTANCE FUND**  
**FOR THE YEAR ENDED DECEMBER 31, 2017**

	<u>BUDGETED AMOUNTS</u>		<u>ACTUAL</u>	<u>VARIANCE WITH</u>
	<u>ORIGINAL</u>	<u>FINAL</u>		<u>FINAL BUDGET</u>
				<u>POSITIVE</u>
				<u>(NEGATIVE)</u>
REVENUES:				
Intergovernmental	<u>\$42,000</u>	<u>\$42,000</u>	<u>\$44,420</u>	<u>\$2,420</u>
Total Revenues	<u>42,000</u>	<u>42,000</u>	<u>44,420</u>	<u>2,420</u>
EXPENDITURES:				
Executive-Mayor				
Security of Persons and Property				
Personal Services	56,000	56,000	53,246	2,754
Services and Supplies	<u>1,800</u>	<u>1,800</u>	<u>762</u>	<u>1,038</u>
Total Expenditures	<u>57,800</u>	<u>57,800</u>	<u>54,008</u>	<u>3,792</u>
Excess of Revenues Over (Under) Expenditures	(15,800)	(15,800)	(9,588)	6,212
OTHER FINANCING SOURCES (USES):				
Transfers In	<u>15,000</u>	<u>15,000</u>	<u>15,000</u>	<u>0</u>
Total Other Financing Sources (Uses)	<u>15,000</u>	<u>15,000</u>	<u>15,000</u>	<u>0</u>
NET CHANGE IN FUND BALANCE	(800)	(800)	5,412	6,212
FUND BALANCE BEGINNING OF YEAR	<u>26,780</u>	<u>26,780</u>	<u>26,780</u>	<u>0</u>
FUND BALANCE END OF YEAR	<u>\$25,980</u>	<u>\$25,980</u>	<u>\$32,192</u>	<u>\$6,212</u>



**CITY OF WILLOUGHBY, OHIO**  
**SCHEDULE OF REVENUES, EXPENDITURES, AND CHANGES**  
**IN FUND BALANCE - BUDGET(Non-GAAP Basis) AND ACTUAL**  
**POLICE CONTINUING PROFESSIONAL TRAINING FUND**  
**FOR THE YEAR ENDED DECEMBER 31, 2017**

	<u>BUDGETED AMOUNTS</u>		<u>ACTUAL</u>	<u>VARIANCE WITH</u>
	<u>ORIGINAL</u>	<u>FINAL</u>		<u>FINAL BUDGET</u>
				<u>(NEGATIVE)</u>
REVENUES:				
Intergovernmental	<u>\$11,440</u>	<u>\$11,440</u>	<u>\$11,440</u>	<u>\$0</u>
Total Revenues	<u>11,440</u>	<u>11,440</u>	<u>11,440</u>	<u>0</u>
EXPENDITURES:				
Executive-Mayor				
Security of Persons and Property				
Services and Supplies	<u>19,000</u>	<u>19,000</u>	<u>0</u>	<u>19,000</u>
Total Expenditures	<u>19,000</u>	<u>19,000</u>	<u>0</u>	<u>19,000</u>
NET CHANGE IN FUND BALANCE	(7,560)	(7,560)	11,440	19,000
FUND BALANCE BEGINNING OF YEAR	8,521	8,521	8,521	0
Prior Year Encumbrances Appropriated	<u>570</u>	<u>570</u>	<u>570</u>	<u>0</u>
FUND BALANCE END OF YEAR	<u>\$1,531</u>	<u>\$1,531</u>	<u>\$20,531</u>	<u>\$19,000</u>

**CITY OF WILLOUGHBY, OHIO**  
**SCHEDULE OF REVENUES, EXPENDITURES, AND CHANGES**  
**IN FUND BALANCE - BUDGET(Non-GAAP Basis) AND ACTUAL**  
**STREET LIGHTING FUND**  
**FOR THE YEAR ENDED DECEMBER 31, 2017**

	<u>BUDGETED AMOUNTS</u>		<u>ACTUAL</u>	<u>VARIANCE WITH</u>
	<u>ORIGINAL</u>	<u>FINAL</u>		<u>FINAL BUDGET</u>
				<u>POSITIVE</u>
				<u>(NEGATIVE)</u>
REVENUES:				
Special Assessments	<u>\$538,337</u>	<u>\$538,337</u>	<u>\$568,349</u>	<u>\$30,012</u>
Total Revenues	<u>538,337</u>	<u>538,337</u>	<u>568,349</u>	<u>30,012</u>
EXPENDITURES:				
Executive-Mayor				
Security of Persons and Property				
Services and Supplies	<u>650,000</u>	<u>650,000</u>	<u>607,164</u>	<u>42,836</u>
Total Expenditures	<u>650,000</u>	<u>650,000</u>	<u>607,164</u>	<u>42,836</u>
NET CHANGE IN FUND BALANCE	(111,663)	(111,663)	(38,815)	72,848
FUND BALANCE BEGINNING OF YEAR	<u>127,918</u>	<u>127,918</u>	<u>127,918</u>	<u>0</u>
FUND BALANCE END OF YEAR	<u>\$16,255</u>	<u>\$16,255</u>	<u>\$89,103</u>	<u>\$72,848</u>

**CITY OF WILLOUGHBY, OHIO**  
**SCHEDULE OF REVENUES, EXPENDITURES, AND CHANGES**  
**IN FUND BALANCE - BUDGET(Non-GAAP Basis) AND ACTUAL**  
**SPECIAL ASSESSMENTS FUND**  
**FOR THE YEAR ENDED DECEMBER 31, 2017**

	<u>BUDGETED AMOUNTS</u>		<u>ACTUAL</u>	<u>VARIANCE WITH</u>
	<u>ORIGINAL</u>	<u>FINAL</u>		<u>FINAL BUDGET</u>
				<u>POSITIVE</u>
				<u>(NEGATIVE)</u>
REVENUES:				
Special Assessments	<u>\$0</u>	<u>\$0</u>	<u>\$0</u>	<u>\$0</u>
Total Revenues	<u>0</u>	<u>0</u>	<u>0</u>	<u>0</u>
EXPENDITURES:				
Executive-Mayor				
General Government				
Services and Supplies	2,000	2,000	0	2,000
Debt Service				
Principal Retirement	<u>30,000</u>	<u>30,000</u>	<u>30,000</u>	<u>0</u>
Total Expenditures	<u>32,000</u>	<u>32,000</u>	<u>30,000</u>	<u>2,000</u>
Excess of Revenues Over (Under) Expenditures	(32,000)	(32,000)	(30,000)	2,000
OTHER FINANCING SOURCES (USES):				
Transfer Out	<u>0</u>	<u>(75,000)</u>	<u>(75,000)</u>	<u>0</u>
Total Other Financing Sources (Uses)	<u>0</u>	<u>(75,000)</u>	<u>(75,000)</u>	<u>0</u>
NET CHANGE IN FUND BALANCE	(32,000)	(107,000)	(105,000)	2,000
FUND BALANCE BEGINNING OF YEAR	<u>187,182</u>	<u>187,182</u>	<u>187,182</u>	<u>0</u>
FUND BALANCE END OF YEAR	<u>\$155,182</u>	<u>\$80,182</u>	<u>\$82,182</u>	<u>\$2,000</u>

**CITY OF WILLOUGHBY, OHIO**  
**SCHEDULE OF REVENUES, EXPENDITURES AND CHANGES**  
**IN FUND BALANCE - BUDGET(Non-GAAP Basis) AND ACTUAL**  
**CEMETERY CARE FUND**  
**FOR THE YEAR ENDED DECEMBER 31, 2017**

	<u>BUDGETED AMOUNTS</u>		<u>ACTUAL</u>	<u>VARIANCE WITH</u>
	<u>ORIGINAL</u>	<u>FINAL</u>		<u>FINAL BUDGET</u>
				<u>POSITIVE</u>
				<u>(NEGATIVE)</u>
REVENUES:				
Miscellaneous	<u>\$0</u>	<u>\$0</u>	<u>\$15,095</u>	<u>\$15,095</u>
Total Revenues	<u>0</u>	<u>0</u>	<u>15,095</u>	<u>15,095</u>
FUND BALANCE BEGINNING OF YEAR	<u>308,592</u>	<u>308,592</u>	<u>308,592</u>	<u>0</u>
FUND BALANCE END OF YEAR	<u>\$308,592</u>	<u>\$308,592</u>	<u>\$323,687</u>	<u>\$15,095</u>

**CITY OF WILLOUGHBY, OHIO**  
**SCHEDULE OF REVENUES, EXPENSES, AND CHANGES**  
**IN FUND EQUITY - BUDGET (Non-GAAP Basis) AND ACTUAL**  
**WORKERS' COMPENSATION RETRO RATING FUND**  
**FOR THE YEAR ENDED DECEMBER 31, 2017**

	<u>BUDGETED AMOUNTS</u>			<b>VARIANCE WITH FINAL BUDGET POSITIVE (NEGATIVE)</b>
	<u>ORIGINAL</u>	<u>FINAL</u>	<u>ACTUAL</u>	<u>(NEGATIVE)</u>
REVENUES:				
Charges for Services	\$0	\$0	\$0	\$0
Total Revenues	<u>0</u>	<u>0</u>	<u>0</u>	<u>0</u>
EXPENSES:				
Claims	40,000	40,000	8,005	31,995
Contract Services	<u>15,000</u>	<u>15,000</u>	<u>13,655</u>	<u>1,345</u>
Total Expenses	<u>55,000</u>	<u>55,000</u>	<u>21,660</u>	<u>33,340</u>
NET CHANGE IN FUND EQUITY	(55,000)	(55,000)	(21,660)	33,340
FUND EQUITY BEGINNING OF YEAR	<u>401,607</u>	<u>401,607</u>	<u>401,607</u>	<u>0</u>
FUND EQUITY END OF YEAR	<u>\$346,607</u>	<u>\$346,607</u>	<u>\$379,947</u>	<u>\$33,340</u>

## *Combining Statements – Fiduciary Funds*

---

### **FIDUCIARY FUNDS**

Fiduciary fund reporting focuses on net position and changes in net position. The fiduciary fund category is split into four classifications: pension trust funds, investment trust funds, private purpose trust funds and agency funds. The City has only agency funds. Agency funds are purely custodial (assets equal liabilities) and thus do not involve measurement of results of operations.

### **AGENCY FUNDS**

*Deposits and Inspections* - was established to hold deposits for various aspects of construction such as inspections, street openings, grade settings, and building deposits and to hold as agent monies received for insurance and payment of utility bills which are to be remitted as required.

*Municipal Court* - was established to account for those monies on deposit with Willoughby Municipal Court.

**CITY OF WILLOUGHBY, OHIO**  
**COMBINING STATEMENT OF CHANGES IN ASSETS AND LIABILITIES**  
**AGENCY FUNDS**  
**FOR THE YEAR ENDED DECEMBER 31, 2017**


	<u>BALANCE</u> <u>1/1/2017</u>	<u>ADDITIONS</u>	<u>DEDUCTIONS</u>	<u>BALANCE</u> <u>12/31/2017</u>
<b>DEPOSITS &amp; INSPECTIONS</b>				
ASSETS				
Equity in City Treasury Cash and Investments	\$1,525,010	\$891,595	\$889,262	\$1,527,343
TOTAL ASSETS	<u>\$1,525,010</u>	<u>\$891,595</u>	<u>\$889,262</u>	<u>\$1,527,343</u>
LIABILITIES				
Accounts Payable	\$1,524,699	\$889,334	\$886,996	\$1,527,037
Intergovernmental Payable	311	2,261	2,266	306
TOTAL LIABILITIES	<u>\$1,525,010</u>	<u>\$891,595</u>	<u>\$889,262</u>	<u>\$1,527,343</u>
<b>MUNICIPAL COURT</b>				
ASSETS				
Equity in City Treasury Cash and Investments	\$380,812	\$5,105,162	\$5,141,653	\$344,321
Accounts Receivable	337,715	340,996	337,715	340,996
TOTAL ASSETS	<u>\$718,527</u>	<u>\$5,446,158</u>	<u>\$5,479,368</u>	<u>\$685,317</u>
LIABILITIES				
Accounts Payable	\$68,178	\$1,597,638	\$1,601,043	\$64,773
Deposits Held and Due to Others	193,512	2,476,702	2,485,018	185,196
Intergovernmental Payable	456,837	1,371,818	1,393,307	435,348
TOTAL LIABILITIES	<u>\$718,527</u>	<u>\$5,446,158</u>	<u>\$5,479,368</u>	<u>\$685,317</u>
<b>TOTALS - ALL AGENCY FUNDS</b>				
ASSETS				
Equity in City Treasury Cash and Investments	\$1,905,822	\$5,996,757	\$6,030,915	\$1,871,664
Accounts Receivable	337,715	340,996	337,715	340,996
TOTAL ASSETS	<u>\$2,243,537</u>	<u>\$6,337,753</u>	<u>\$6,368,630</u>	<u>\$2,212,660</u>
LIABILITIES				
Accounts Payable	\$1,592,877	\$2,486,972	\$2,488,039	\$1,591,810
Deposits Held and Due to Others	193,512	2,476,702	2,485,018	185,196
Intergovernmental Payable	457,148	1,374,079	1,395,573	435,654
TOTAL LIABILITIES	<u>\$2,243,537</u>	<u>\$6,337,753</u>	<u>\$6,368,630</u>	<u>\$2,212,660</u>



The City of Willoughby™



# Statistical Information



THE CITY OF WILLOUGHBY, OHIO

# Statistical Section

---

This part of the City of Willoughby's Comprehensive Annual Financial Report presents detailed information as a context for understanding what the information in the financial statements, note disclosures, and required supplementary information says about the City's overall financial health.

<u>Contents</u>	<u>Page #</u>
<b><i>Financial Trends</i></b>	
These schedules contain trend information to help the reader understand how the City's financial performance and well-being have changed over time.	S2-S8
<b><i>Revenue Capacity</i></b>	
These schedules contain information to help the reader assess the City's most significant local revenue sources, the municipal income tax and the property tax.	S9-S13
<b><i>Debt Capacity</i></b>	
These schedules present information to help the reader assess the affordability of the City's current levels of outstanding debt and the City's ability to issue additional debt in the future.	S14-S18
<b><i>Demographic and Economic Information</i></b>	
These schedules offer demographic and economic indicators to help the reader understand the environment within which the City's financial activities take place.	S19-S20
<b><i>Operating Information</i></b>	
These schedules contain service and infrastructure data to help the reader understand how the information in the City's financial report relates to the services the government provides and the activities it performs.	S21-S23

**Sources:** Unless otherwise noted, the information in these schedules is derived from the comprehensive annual financial reports for the relevant year.

**CITY OF WILLOUGHBY, OHIO**  
**NET POSITION BY COMPONENT**  
**LAST TEN YEARS**  
*(Accrual Basis of Accounting)*

	2008	2009	2010	2011	2012	2013	2014	2015	2016	2017
<b>GOVERNMENTAL ACTIVITIES</b>										
Net Investment in Capital Assets	\$ 41,374,191	\$ 38,089,025	\$ 48,774,106	\$ 47,342,597	\$ 44,429,348	\$ 43,410,155	\$ 43,002,813	\$ 41,766,961	\$ 42,414,005	\$ 39,878,972
Restricted For:										
Capital Projects	3,102,440	6,534,992	3,307,452	3,694,234	3,795,721	4,517,468	4,551,447	4,641,758	3,975,206	8,444,025
Debt Service	3,895,510	4,134,518	4,244,518	4,383,732	5,020,933	4,742,562	1,627,384	1,469,369	1,429,996	1,234,186
Street Construction Maintenance and Repair	1,087,511	1,552,301	1,736,308	1,885,412	1,811,957	1,528,946	1,281,108	1,340,773	1,239,018	1,142,318
Security of Persons	1,292,600	1,180,908	1,126,261	1,221,784	1,093,389	1,002,049	905,693	866,983	860,345	905,501
Municipal Court	550,538	618,406	669,598	671,589	730,153	832,528	867,856	858,165	810,947	787,252
Other Purposes	54,720	103,524	104,333	84,501	161,107	211,471	286,996	224,974	201,139	150,780
Permanent Fund Purpose	213,032	226,792	237,632	249,392	262,752	272,412	285,172	296,612	308,592	323,872
Unrestricted (Deficit)	<u>10,358,419</u>	<u>7,900,875</u>	<u>6,869,305</u>	<u>7,662,510</u>	<u>8,602,908</u>	<u>9,307,605</u>	<u>(13,082,117)</u>	<u>(14,365,660)</u>	<u>(15,406,677)</u>	<u>(18,464,013)</u>
Total Governmental Activities Net Position	<u>61,928,961</u>	<u>60,341,341</u>	<u>67,069,513</u>	<u>67,195,751</u>	<u>65,908,268</u>	<u>65,825,196</u>	<u>39,726,352</u>	<u>37,099,935</u>	<u>35,832,571</u>	<u>34,402,893</u>
<b>BUSINESS-TYPE ACTIVITIES:</b>										
Net Investment in Capital Assets	33,115,680	32,774,856	32,076,339	32,503,232	33,796,268	33,308,740	25,339,422	25,317,880	26,403,085	26,048,001
Restricted For:										
Equipment Replacement	298,591	378,651	299,521	292,434	336,365	344,404	288,260	602,344	364,687	585,667
Unrestricted (Deficit)	<u>(2,503,214)</u>	<u>(3,131,664)</u>	<u>(2,921,515)</u>	<u>(3,678,640)</u>	<u>(3,287,335)</u>	<u>(3,302,658)</u>	<u>(670,235)</u>	<u>(481,444)</u>	<u>(804,820)</u>	<u>(622,575)</u>
Total Business-type Activities Net Position	<u>30,911,057</u>	<u>30,021,843</u>	<u>29,454,345</u>	<u>29,117,026</u>	<u>30,845,298</u>	<u>30,350,486</u>	<u>24,957,447</u>	<u>25,438,780</u>	<u>25,962,952</u>	<u>26,011,093</u>
<b>PRIMARY GOVERNMENT</b>										
Net Investment in Capital Assets	74,489,871	70,863,881	80,850,445	79,845,829	78,225,616	76,718,895	68,342,235	67,084,841	68,817,090	65,926,973
Restricted For:										
Capital Projects	3,102,440	6,534,992	3,307,452	3,694,234	3,795,721	4,517,468	4,551,447	4,641,758	3,975,206	8,444,025
Debt Service	3,895,510	4,134,518	4,244,518	4,383,732	5,020,933	4,742,562	1,627,384	1,469,369	1,429,996	1,234,186
Equipment Replacement	298,591	378,651	299,521	292,434	336,365	344,404	288,260	602,344	364,687	585,667
Street Construction Maintenance and Repair	1,087,511	1,552,301	1,736,308	1,885,412	1,811,957	1,528,946	1,281,108	1,340,773	1,239,018	1,142,318
Security of Persons	1,292,600	1,180,908	1,126,261	1,221,784	1,093,389	1,002,049	905,693	866,983	860,345	905,501
Municipal Court	550,538	618,406	669,598	671,589	730,153	832,528	867,856	858,165	810,947	787,252
Other Purposes	54,720	103,524	104,333	84,501	161,107	211,471	286,996	224,974	201,139	150,780
Permanent Fund Purpose	213,032	226,792	237,632	249,392	262,752	272,412	285,172	296,612	308,592	323,872
Unrestricted (Deficit)	<u>7,855,205</u>	<u>4,769,211</u>	<u>3,947,790</u>	<u>3,983,870</u>	<u>5,315,573</u>	<u>6,004,947</u>	<u>(13,752,352)</u>	<u>(14,847,104)</u>	<u>(16,211,497)</u>	<u>(19,086,588)</u>
Total Primary Government Net Position	<u>\$ 92,840,018</u>	<u>\$ 90,363,184</u>	<u>\$ 96,523,858</u>	<u>\$ 96,312,777</u>	<u>\$ 96,753,566</u>	<u>\$ 96,175,682</u>	<u>\$ 64,683,799</u>	<u>\$ 62,538,715</u>	<u>\$ 61,795,523</u>	<u>\$ 60,413,986</u>

**CITY OF WILLOUGHBY, OHIO**  
**CHANGES IN NET POSITION**  
**LAST TEN YEARS**  
*(Accrual Basis of Accounting)*

(continued on following page)

	2008	2009	2010	2011	2012	2013	2014	2015	2016	2017
<b>PROGRAM REVENUES</b>										
<b>Governmental Activities</b>										
Charges for Services:										
General Government	\$ 2,293,642	\$ 2,557,745	\$ 2,543,003	\$ 2,351,564	\$ 2,446,009	\$ 2,867,693	\$ 2,937,530	\$ 2,402,903	\$ 2,335,620	\$ 2,347,217
Security of Persons and Property	1,620,997	1,631,748	1,706,581	1,619,538	1,566,154	1,608,153	1,615,817	1,513,233	1,694,934	1,610,882
Public Health and Welfare	62,655	89,300	73,428	82,620	88,306	71,609	79,135	80,953	82,768	95,195
Community Environment	327,925	293,319	280,372	292,869	331,712	376,518	344,207	314,546	309,840	312,957
Leisure Time Activities	492,257	498,453	503,131	537,580	561,386	540,582	582,348	614,868	696,126	637,174
Transportation	375	647	1,795	1,211	1,485	343	1,000	979	500	900
Basic Utility Services	0	0	0	50	45	0	0	0	75	9
Operating Grants, Contributions and Interest	233,398	93,517	112,956	593,812	64,819	77,602	89,383	96,446	196,618	162,052
Capital Grants and Contributions	287,167	681,633	8,963,623	119,678	442,498	337,390	1,164,364	336,200	2,149,507	4,507,839
Total Governmental Activities Program Revenues	<u>5,318,416</u>	<u>5,846,362</u>	<u>14,184,889</u>	<u>5,598,922</u>	<u>5,502,414</u>	<u>5,879,890</u>	<u>6,813,784</u>	<u>5,360,128</u>	<u>7,465,988</u>	<u>9,674,225</u>
<b>Business-type Activities:</b>										
Charges for Services:										
Golf Course	648,189	706,651	700,250	772,561	925,495	849,164	894,787	923,212	903,021	865,255
Sewer	3,961,100	4,424,581	4,227,428	4,668,672	4,890,932	4,770,815	4,866,152	5,574,296	5,449,502	5,513,633
Airport	175,005	136,384	175,369	176,878	176,887	180,116	122,105	0	0	0
Capital Grants and Contributions	239,440	453,353	966,346	470,256	272,009	82,940	390,690	309,023	625,078	492,090
Total Business-type Activities Program Revenues	<u>5,023,734</u>	<u>5,720,969</u>	<u>6,069,393</u>	<u>6,088,367</u>	<u>6,265,323</u>	<u>5,883,035</u>	<u>6,273,734</u>	<u>6,806,531</u>	<u>6,977,601</u>	<u>6,870,978</u>
Total Primary Government Program Revenues	<u>10,342,150</u>	<u>11,567,331</u>	<u>20,254,282</u>	<u>11,687,289</u>	<u>11,767,737</u>	<u>11,762,925</u>	<u>13,087,518</u>	<u>12,166,659</u>	<u>14,443,589</u>	<u>16,545,203</u>
<b>EXPENSES</b>										
<b>Governmental Activities</b>										
General Government	7,464,343	7,413,446	7,349,232	7,422,339	6,799,745	7,134,225	7,458,826	7,437,293	7,502,423	7,615,451
Security of Persons and Property	14,184,392	14,372,778	14,401,962	14,533,487	14,516,764	14,830,891	14,840,214	15,543,902	16,929,668	17,114,368
Public Health and Welfare	475,828	503,104	503,663	445,762	400,280	406,384	400,411	410,397	472,575	450,245
Community Environment	985,934	964,906	945,027	892,978	843,269	897,265	1,065,716	886,979	960,453	1,138,817
Leisure Time Activities	2,319,489	2,274,300	2,265,276	2,129,458	2,005,597	2,061,913	2,179,241	2,246,715	2,303,814	2,469,539
Transportation	3,526,993	3,360,716	3,331,613	3,875,203	3,529,728	4,180,207	4,213,609	4,552,886	4,568,262	5,075,949
Basic Utility Services	1,648,956	1,699,706	1,666,146	1,747,166	1,121,995	547,308	458,768	539,358	685,382	575,820
Interest and Fiscal Charges	842,569	705,001	522,732	491,465	626,291	441,687	391,880	356,904	288,750	388,916
Total Governmental Activities Expenses	<u>31,448,504</u>	<u>31,293,957</u>	<u>30,985,651</u>	<u>31,537,858</u>	<u>29,843,669</u>	<u>30,499,880</u>	<u>31,008,665</u>	<u>31,974,434</u>	<u>33,711,327</u>	<u>34,829,105</u>
<b>Business-type Activities:</b>										
Golf Course	992,417	1,016,247	998,249	997,471	965,662	888,341	916,507	951,386	990,974	1,069,914
Sewer	5,086,763	5,156,297	5,324,757	5,245,572	5,026,112	5,276,637	5,327,839	5,401,340	5,493,683	5,757,642
Airport	558,209	504,073	469,108	265,534	274,298	225,491	205,311	0	0	0
Total Business-type Activities Expenses	<u>6,637,389</u>	<u>6,676,617</u>	<u>6,792,114</u>	<u>6,508,577</u>	<u>6,266,072</u>	<u>6,390,469</u>	<u>6,449,657</u>	<u>6,352,726</u>	<u>6,484,657</u>	<u>6,827,556</u>
Total Primary Government Expenses	<u>38,085,893</u>	<u>37,970,574</u>	<u>37,777,765</u>	<u>38,046,435</u>	<u>36,109,741</u>	<u>36,890,349</u>	<u>37,458,322</u>	<u>38,327,160</u>	<u>40,195,984</u>	<u>41,656,661</u>
<b>NET (EXPENSE)/REVENUE</b>										
<b>Governmental Activities</b>										
Governmental Activities	(26,130,088)	(25,447,595)	(16,800,762)	(25,938,936)	(24,341,255)	(24,619,990)	(24,194,881)	(26,614,306)	(26,245,339)	(25,154,880)
<b>Business-Type Activities:</b>										
Business-type Activities	(1,613,655)	(955,648)	(722,721)	(420,210)	(749)	(507,434)	(175,923)	453,805	492,944	43,422
Total Primary Government	<u>\$ (27,743,743)</u>	<u>\$ (26,403,243)</u>	<u>\$ (17,523,483)</u>	<u>\$ (26,359,146)</u>	<u>\$ (24,342,004)</u>	<u>\$ (25,127,424)</u>	<u>\$ (24,370,804)</u>	<u>\$ (26,160,501)</u>	<u>\$ (25,752,395)</u>	<u>\$ (25,111,458)</u>

**CITY OF WILLOUGHBY, OHIO**  
**CHANGES IN NET POSITION**  
**LAST TEN YEARS**  
*(Accrual Basis of Accounting)*

(continued)

	<u>2008</u>	<u>2009</u>	<u>2010</u>	<u>2011</u>	<u>2012</u>	<u>2013</u>	<u>2014</u>	<u>2015</u>	<u>2016</u>	<u>2017</u>
<b>GENERAL REVENUES AND OTHER CHANGES IN NET POSITION</b>										
<b>Governmental Activities:</b>										
Property Taxes	\$ 3,711,922	\$ 3,745,550	\$ 3,598,753	\$ 3,719,056	\$ 3,480,738	\$ 3,214,958	\$ 3,327,083	\$ 3,350,028	\$ 3,397,560	\$ 3,376,083
Income Taxes	16,591,292	14,318,774	14,209,122	15,419,498	16,859,759	17,200,573	16,853,951	17,007,870	17,483,183	16,591,378
Other Taxes	832,435	758,622	779,056	857,741	860,379	853,949	834,896	892,082	836,780	895,671
Unrestricted Grants, Entitlements and Contributions	5,342,717	4,659,956	4,795,991	5,936,611	3,427,327	3,079,431	2,547,469	2,640,770	2,754,687	2,513,138
Gain on Sale of Capital Assets	91,103	882	23,434	0	0	10,587	0	211,820	0	0
Investment Earnings	733,253	433,778	236,115	194,153	124,318	166,562	142,037	329,411	287,566	310,307
Miscellaneous	15,174	4,577	31,463	13,115	15,938	10,858	2,367	5,625	218,199	38,625
Transfers	(295,000)	(62,164)	(145,000)	(75,000)	(1,714,687)	0	(4,472,462)	0	0	0
Total Governmental Activities	<u>27,022,896</u>	<u>23,859,975</u>	<u>23,528,934</u>	<u>26,065,174</u>	<u>23,053,772</u>	<u>24,536,918</u>	<u>19,235,341</u>	<u>24,437,606</u>	<u>24,977,975</u>	<u>23,725,202</u>
<b>Business-type Activities:</b>										
Gain on Sale of Capital Assets	2,021	100	7,022	0	0	1,144	2,170	0	0	0
Investment Earnings	51,342	4,170	1,378	2,537	2,799	322	91	3,988	9,347	4,719
Miscellaneous	12,791	0	1,823	5,354	11,535	11,156	6,954	23,540	21,881	0
Special Item	0	0	0	0	0	0	(8,123,476)	0	0	0
Transfers	295,000	62,164	145,000	75,000	1,714,687	0	4,472,462	0	0	0
Total Business-type Activities	<u>361,154</u>	<u>66,434</u>	<u>155,223</u>	<u>82,891</u>	<u>1,729,021</u>	<u>12,622</u>	<u>(3,641,799)</u>	<u>27,528</u>	<u>31,228</u>	<u>4,719</u>
Total Primary Government	<u>27,384,050</u>	<u>23,926,409</u>	<u>23,684,157</u>	<u>26,148,065</u>	<u>24,782,793</u>	<u>24,549,540</u>	<u>15,593,542</u>	<u>24,465,134</u>	<u>25,009,203</u>	<u>23,729,921</u>
<b>CHANGE IN NET POSITION</b>										
Governmental Activities	892,808	(1,587,620)	6,728,172	126,238	(1,287,483)	(83,072)	(4,959,540)	(2,176,700)	(1,267,364)	(1,429,678)
Business-type Activities	(1,252,501)	(889,214)	(567,498)	(337,319)	1,728,272	(494,812)	(3,817,722)	481,333	524,172	48,141
Total Primary Government	<u>\$ (359,693)</u>	<u>\$ (2,476,834)</u>	<u>\$ 6,160,674</u>	<u>\$ (211,081)</u>	<u>\$ 440,789</u>	<u>\$ (577,884)</u>	<u>\$ (8,777,262)</u>	<u>\$ (1,695,367)</u>	<u>\$ (743,192)</u>	<u>\$ (1,381,537)</u>

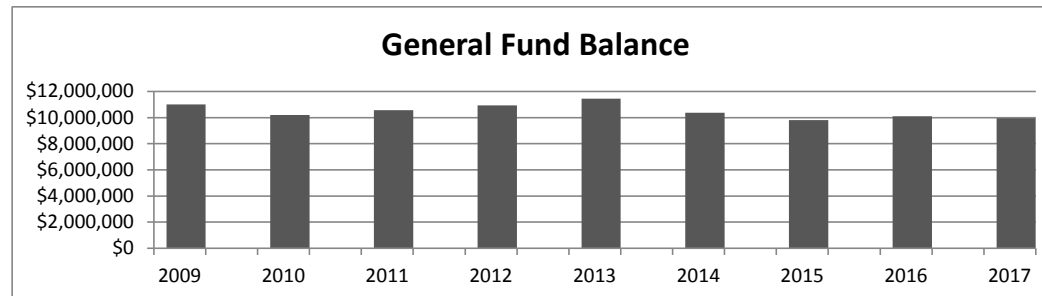
**CITY OF WILLOUGHBY, OHIO**  
**GOVERNMENTAL ACTIVITIES TAX REVENUES BY SOURCE**  
**LAST TEN YEARS**  
*(Accrual Basis of Accounting)*

<b>Year</b>	<b>Municipal Income Taxes</b>	<b>Property and Other Local Taxes</b>	<b>Total</b>
2008	\$16,591,292	\$4,544,357	\$21,135,649
2009	\$14,318,774	\$4,504,172	\$18,822,946
2010	\$14,209,122	\$4,377,809	\$18,586,931
2011	\$15,419,498	\$4,576,797	\$19,996,295
2012	\$16,859,759	\$4,341,117	\$21,200,876
2013	\$17,200,573	\$4,068,907	\$21,269,480
2014	\$16,853,951	\$4,161,979	\$21,015,930
2015	\$17,007,870	\$4,242,110	\$21,249,980
2016	\$17,483,183	\$4,234,340	\$21,717,523
2017	\$16,591,378	\$4,271,754	\$20,863,132

**CITY OF WILLOUGHBY, OHIO**  
**FUND BALANCES OF GOVERNMENTAL FUNDS**  
**LAST NINE YEARS**  
*(Modified Accrual Basis of Accounting)*

	<u>2009</u>	<u>2010</u>	<u>2011</u>	<u>2012</u>	<u>2013</u>	<u>2014</u>	<u>2015</u>	<u>2016</u>	<u>2017</u>
<b>GENERAL FUND</b>									
Nonspendable	\$ 1,485,563	\$ 1,483,214	\$ 1,470,320	\$ 1,480,683	\$ 1,472,475	\$ 136,415	\$ 135,888	\$ 129,890	\$ 233,077
Assigned	1,613,657	1,675,905	2,018,544	2,082,503	1,994,144	1,930,782	1,839,296	1,526,179	1,388,680
Unassigned	<u>7,917,052</u>	<u>7,034,921</u>	<u>7,081,821</u>	<u>7,362,945</u>	<u>7,992,549</u>	<u>8,306,407</u>	<u>7,837,054</u>	<u>8,447,098</u>	<u>8,343,658</u>
Total General Fund	<u>11,016,272</u>	<u>10,194,040</u>	<u>10,570,685</u>	<u>10,926,131</u>	<u>11,459,168</u>	<u>10,373,604</u>	<u>9,812,238</u>	<u>10,103,167</u>	<u>9,965,415</u>
<b>CAPITAL PROJECTS FUND</b>									
Restricted	0	11,644	15,079	8,225	8,420	21,675	9,191	365,143	8,965
Committed	2,972,583	352,891	342,214	400,168	486,407	491,502	1,083,833	824,232	6,842,900
Unassigned(Deficit)	<u>(5,275,636)</u>	<u>(5,947,617)</u>	<u>(5,335,101)</u>	<u>(2,215,480)</u>	<u>(1,566,991)</u>	<u>(1,632,996)</u>	<u>(2,115,543)</u>	<u>(2,835,657)</u>	<u>(4,050,375)</u>
Total Capital Projects Fund	<u>(2,303,053)</u>	<u>(5,583,082)</u>	<u>(4,977,808)</u>	<u>(1,807,087)</u>	<u>(1,072,164)</u>	<u>(1,119,819)</u>	<u>(1,022,519)</u>	<u>(1,646,282)</u>	<u>2,801,490</u>
<b>GENERAL BOND RETIREMENT FUND</b>									
Restricted	<u>3,666,858</u>	<u>3,768,169</u>	<u>3,877,475</u>	<u>4,563,414</u>	<u>4,292,735</u>	<u>1,196,008</u>	<u>1,045,106</u>	<u>1,139,973</u>	<u>1,060,018</u>
Total General Bond Retirement Fund	<u>3,666,858</u>	<u>3,768,169</u>	<u>3,877,475</u>	<u>4,563,414</u>	<u>4,292,735</u>	<u>1,196,008</u>	<u>1,045,106</u>	<u>1,139,973</u>	<u>1,060,018</u>
<b>ALL OTHER GOVERNMENT FUNDS</b>									
Nonspendable	334,578	340,440	361,719	461,962	343,076	372,692	411,052	480,199	353,971
Restricted	<u>3,048,951</u>	<u>3,223,620</u>	<u>3,273,396</u>	<u>3,124,478</u>	<u>3,064,926</u>	<u>2,830,772</u>	<u>2,865,715</u>	<u>2,448,183</u>	<u>2,278,505</u>
Total All Other Governmental Funds	<u>3,383,529</u>	<u>3,564,060</u>	<u>3,635,115</u>	<u>3,586,440</u>	<u>3,408,002</u>	<u>3,203,464</u>	<u>3,276,767</u>	<u>2,928,382</u>	<u>2,632,476</u>
Total Governmental Funds	<u>\$ 15,763,606</u>	<u>\$ 11,943,187</u>	<u>\$ 13,105,467</u>	<u>\$ 17,268,898</u>	<u>\$ 18,087,741</u>	<u>\$ 13,653,257</u>	<u>\$ 13,111,592</u>	<u>\$ 12,525,240</u>	<u>\$ 16,459,399</u>

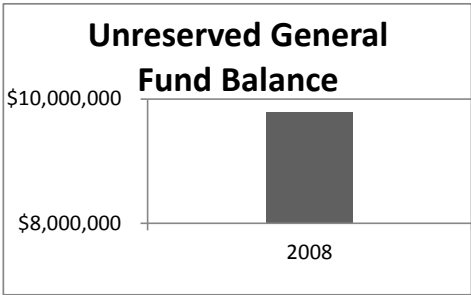
Note: The City implemented GASB 54 in 2010.



**CITY OF WILLOUGHBY, OHIO**  
**FUND BALANCES OF GOVERNMENTAL FUNDS**  
**PRIOR ONE YEAR**  
*(Modified Accrual Basis of Accounting)*

	<b>2008</b>
<b>GENERAL FUND</b>	
Reserved for Encumbrances	\$ 470,007
Reserved for Inventory	101,902
Reserved for Prepaid Items	2,589
Reserved for Long-Term Loan - Airport	1,325,214
Unreserved	9,781,785
<b>Total General Fund</b>	<b>11,681,497</b>
 <b>CAPITAL PROJECTS FUND</b>	
Reserved for Encumbrances	1,164,191
Reserved for Long-Term Loan - Airport	23,176
Unreserved	(3,240,599)
<b>Total Capital Projects Fund</b>	<b>(2,053,232)</b>
 <b>GENERAL BOND RETIREMENT FUND</b>	
Reserved for Encumbrances	9,466
Reserved for Debt Service	401,984
Reserved for Long-Term Loan - Airport	2,986,722
<b>Total General Bond Retirement Fund</b>	<b>3,398,172</b>
 <b>ALL OTHER GOVERNMENT FUNDS</b>	
Reserved for Encumbrances	232,134
Reserved for Inventory	99,698
Reserved for Debt Service	318,555
Unreserved, Reported in Non-major:	
Special Revenue Funds	3,162,378
Permanent Funds	213,032
<b>Total All Other Governmental Funds</b>	<b>4,025,797</b>
 <b>Total Governmental Funds</b>	 <b>\$ 17,052,234</b>

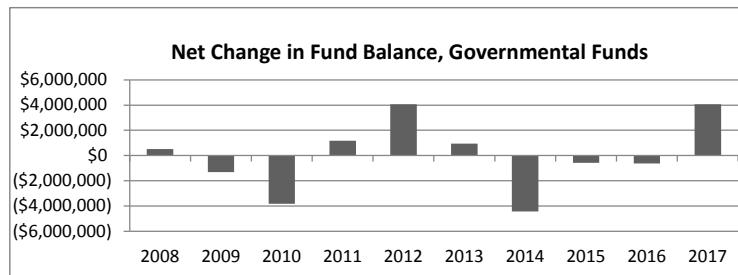
Note: The City implemented GASB 54 in 2010.





**CITY OF WILLOUGHBY, OHIO**  
**CHANGES IN FUND BALANCES OF GOVERNMENTAL FUNDS**  
**LAST TEN YEARS**  
*(Modified Accrual Basis of Accounting)*

	2008	2009	2010	2011	2012	2013	2014	2015	2016	2017
<b>REVENUES:</b>										
Municipal Income Taxes	\$ 15,483,415	\$ 14,434,185	\$ 14,635,589	\$ 15,125,338	\$ 16,115,830	\$ 17,014,038	\$ 16,999,234	\$ 17,066,704	\$ 17,181,979	\$ 17,180,978
Property and Other Local Taxes	4,514,963	4,490,013	4,353,307	4,449,742	4,483,935	4,139,550	4,203,716	4,262,112	4,228,487	4,266,474
Intergovernmental	5,816,651	5,609,863	5,205,655	6,402,454	3,911,392	3,763,916	3,085,595	2,922,979	4,314,002	3,513,217
Charges for Services	1,453,966	1,663,000	1,594,327	1,665,892	1,685,770	1,687,575	1,716,354	1,709,529	1,836,471	1,730,880
Special Assessments	653,084	655,811	656,448	644,076	651,217	654,416	588,781	626,054	598,222	629,909
Fines and Forfeitures	2,392,415	2,610,283	2,601,731	2,398,512	2,461,843	2,612,863	2,641,781	2,435,825	2,430,897	2,378,768
Licenses & Permits	259,563	242,715	230,587	235,241	249,476	252,721	227,991	276,323	215,787	207,073
Interest Income	733,253	433,778	236,115	194,153	124,318	166,562	142,037	211,820	287,566	310,307
Miscellaneous	15,174	4,577	31,463	259,277	23,005	2,669	2,367	5,625	218,199	38,625
<b>Total Revenues</b>	<b>31,322,484</b>	<b>30,144,225</b>	<b>29,545,222</b>	<b>31,374,685</b>	<b>29,706,786</b>	<b>30,294,310</b>	<b>29,607,856</b>	<b>29,516,971</b>	<b>31,311,610</b>	<b>30,256,231</b>
<b>EXPENDITURES:</b>										
General Government	7,120,266	7,036,369	7,122,688	7,088,810	6,445,748	6,782,463	6,732,698	6,865,789	6,824,872	6,784,024
Security of Persons and Property	13,075,937	13,402,548	13,529,358	13,810,804	14,120,745	14,189,824	14,278,036	14,666,021	15,050,954	15,117,698
Public Health and Welfare	470,008	470,782	484,620	478,626	390,500	392,920	387,280	397,013	473,152	452,561
Community Environment	963,604	969,309	924,697	904,169	820,394	879,567	1,094,601	901,068	943,207	1,040,727
Leisure Time Activities	1,932,142	1,877,192	1,900,596	1,766,657	1,806,323	1,764,362	1,871,385	1,903,359	1,921,982	1,976,147
Transportation	1,897,053	1,768,755	1,739,192	1,478,892	1,236,377	1,432,221	1,564,053	1,727,753	1,729,324	1,847,926
Basic Utility Services	1,229,993	1,278,807	1,249,364	1,283,005	718,336	137,709	48,438	80,343	196,657	73,251
Capital Outlay	2,284,020	3,035,356	4,838,874	1,902,397	2,637,979	2,324,908	2,215,365	2,375,170	3,378,882	2,982,131
Debt Service:										
Principal	822,786	842,787	867,169	928,404	582,784	1,041,234	1,111,234	1,126,234	1,141,234	1,196,234
Interest	819,742	734,873	625,591	494,331	303,736	453,434	420,640	372,184	288,915	331,691
Bond Issuance Costs	0	0	111,425	0	229,294	0	0	0	0	0
<b>Total Expenditures</b>	<b>30,615,551</b>	<b>31,416,778</b>	<b>33,393,574</b>	<b>30,136,095</b>	<b>29,292,216</b>	<b>29,398,642</b>	<b>29,723,730</b>	<b>30,414,934</b>	<b>31,949,179</b>	<b>31,802,390</b>
Excess of Revenues Over (Under) Expenditures	706,933	(1,272,553)	(3,848,352)	1,238,590	414,570	895,668	(115,874)	(897,963)	(637,569)	(1,546,159)
<b>OTHER FINANCING SOURCES (USES)</b>										
Transfers In	2,643,521	3,021,404	2,309,060	3,525,000	3,005,923	3,750,000	3,141,746	3,494,507	2,562,487	2,710,000
Transfers Out	(2,938,521)	(3,083,568)	(2,454,060)	(3,600,000)	(4,720,610)	(3,750,000)	(7,464,208)	(3,494,507)	(2,562,487)	(2,710,000)
General Obligation Refunding Bonds Issued	0	0	5,235,000	0	9,510,000	0	0	0	0	0
General Obligation Refunding Bonds Premium	0	0	41,600	0	354,353	0	0	0	0	0
Bond Anticipation Notes Issued	0	0	0	0	0	0	0	0	0	5,620,000
Payment to Refunded Bond Escrow Agent	0	0	(5,135,556)	0	(4,594,158)	0	0	0	0	0
Sale of Capital Assets	108,639	16,570	41,000	390	96,260	59,020	0	329,411	0	0
<b>Total Other Financing Sources (Uses)</b>	<b>(186,361)</b>	<b>(45,594)</b>	<b>37,044)</b>	<b>(74,610)</b>	<b>3,651,768)</b>	<b>59,020)</b>	<b>(4,322,462)</b>	<b>329,411)</b>	<b>0)</b>	<b>5,620,000)</b>
<b>Net Change in Fund Balances</b>	<b>\$ 520,572</b>	<b>\$ (1,318,147)</b>	<b>\$ (3,811,308)</b>	<b>\$ 1,163,980</b>	<b>\$ 4,066,338</b>	<b>\$ 954,688</b>	<b>\$ (4,438,336)</b>	<b>\$ (568,552)</b>	<b>\$ (637,569)</b>	<b>\$ 4,073,841</b>
Debt Service as a Percentage of Noncapital Expenditures	5.80%	5.56%	5.23%	5.04%	3.33%	5.52%	5.57%	5.34%	5.01%	5.30%



**CITY OF WILLOUGHBY, OHIO**  
**GENERAL GOVERNMENTAL TAX REVENUES BY SOURCE**  
**LAST TEN YEARS**  
*(Modified Accrual Basis of Accounting)*

<b>Year</b>	<b>Municipal Income Taxes</b>	<b>Property &amp; Other Local Taxes</b>	<b>Total</b>
2008	\$15,483,415	\$4,514,963	\$19,998,378
2009	\$14,434,185	\$4,490,013	\$18,924,198
2010	\$14,635,589	\$4,353,307	\$18,988,896
2011	\$15,125,338	\$4,449,742	\$19,575,080
2012	\$16,115,830	\$4,483,935	\$20,599,765
2013	\$17,014,038	\$4,139,550	\$21,153,588
2014	\$16,999,234	\$4,203,716	\$21,202,950
2015	\$17,066,704	\$4,262,112	\$21,328,816
2016	\$17,181,979	\$4,228,427	\$21,410,406
2017	\$17,180,978	\$4,266,474	\$21,447,452

**CITY OF WILLOUGHBY, OHIO**  
**INCOME TAX REVENUE BASE AND COLLECTIONS**  
**LAST TEN YEARS (Cash Basis)**

<b>Tax Year</b>	<b>Total Tax Collected</b>	<b>Tax from Withholding</b>	<b>Tax from Net Profit</b>	<b>Tax from Individuals</b>	<b>Tax -Other</b>	<b>Tax Rate</b>
2008	\$15,756,553	\$11,751,548	\$2,342,508	\$1,476,486	\$186,011	2.00%
2009	\$14,776,593	\$11,511,699	\$1,807,130	\$1,312,980	\$144,784	2.00%
2010	\$14,319,919	\$11,285,595	\$1,522,976	\$1,331,516	\$179,832	2.00%
2011	\$15,002,181	\$11,546,649	\$1,920,198	\$1,330,095	\$205,239	2.00%
2012	\$15,867,629	\$12,058,152	\$2,311,907	\$1,321,524	\$176,046	2.00%
2013	\$17,295,394	\$12,425,332	\$3,245,672	\$1,438,824	\$185,566	2.00%
2014	\$16,962,780	\$12,581,948	\$2,742,728	\$1,429,657	\$208,447	2.00%
2015	\$16,874,109	\$12,620,567	\$2,600,829	\$1,408,597	\$244,116	2.00%
2016	\$17,199,752	\$12,730,500	\$2,692,623	\$1,479,920	\$296,709	2.00%
2017	\$16,953,021	\$12,933,423	\$2,402,411	\$1,388,858	\$228,330	2.00%

Source: 2008-2017 Regional Income Tax Agency

The City levies a 2.00% income tax on substantially all income earned within the City. Additional increases in the income tax rate require voter approval. City residents pay City income tax on income earned outside the City, however, credit is allowed for income taxes paid to other municipalities. Council could vote to reduce the credit by 50%. Employers within the City withhold income tax on employee compensation and remit to the Regional Income Tax Agency.

**CITY OF WILLOUGHBY, OHIO**  
**TOP TEN INCOME TAX WITHHOLDERS**  
**AND TOP FIFTY WITHHOLDERS BY CLASSIFICATION**  
**CURRENT YEAR AND NINE YEARS AGO**

<b>2017</b>		<b>2008</b>	
<b>Rank</b>	<b>Name</b>	<b>Rank</b>	<b>Name</b>
1	Lake Hospital System	1	Lake Hospital System
2	Willoughby-Eastlake City Schools	2	Willoughby-Eastlake City Schools
3	City of Willoughby	3	City of Willoughby
4	Ohio Living	4	Momentive Performance Material
5	HHC Ohio Inc	5	Ohio Presbyterian-Breckenridge
6	Marous Brothers Construction Inc	6	Horizon Mental Health Management
7	Prime Health Inc	7	Marous Brothers Construction Inc
8	Signature Health	8	Bescast
9	BesCast	9	Fluid Line Products Inc
10	BevCorp	10	C T Consultants

<b>Classification</b>	<b>2017</b>	<b>2008</b>
Government	\$ 944,741	\$ 885,055
Commercial, Mfg, & Other	\$ 5,364,950	\$ 4,887,588
	\$ 6,309,691	\$ 5,772,643

Source: Regional Income Tax Agency

Due to legal restrictions and confidentiality requirements, the City cannot disclose the amount of withholdings by taxpayer.

**CITY OF WILLOUGHBY, OHIO**  
**ASSESSED VALUE AND ESTIMATED ACTUAL VALUE OF TAXABLE PROPERTY**  
**LAST TEN YEARS**

Tax Year/ Collection Year	Assessed Value				Total Taxable Assessed Value	Total Direct Tax Rate	Total Estimated Actual Taxable Value	Assessed Value as a Percentage of Actual Value
	Real Property	Other Real Estate & Public Utility Property	Tangible Personal Property	Less: Tax Exempt Real Property				
2007/2008	\$480,905,550	\$228,888,060	\$31,602,915	\$65,059,180	\$676,337,345	8.54	\$2,041,574,056	33.13%
2008/2009	\$491,962,870	\$233,402,350	\$1,307,867	\$64,153,050	\$662,520,037	8.54	\$1,854,875,103	35.72%
2009/2010	\$434,590,450	\$236,954,880	\$653,933	\$44,340,540	\$627,858,723	8.58	\$1,745,553,694	35.97%
2010/2011	\$439,810,910	\$258,856,460	\$0	\$45,615,920	\$653,051,450	8.55	\$1,800,437,623	36.27%
2011/2012	\$443,433,660	\$257,373,260	\$0	\$45,615,920	\$655,191,000	8.53	\$1,805,144,796	36.30%
2012/2013	\$413,212,990	\$215,650,450	\$0	\$58,743,170	\$570,120,270	8.53	\$1,603,118,813	35.56%
2013/2014	\$413,637,780	\$213,727,490	\$0	\$54,654,120	\$572,711,150	8.51	\$1,608,149,828	35.61%
2014/2015	\$415,877,300	\$216,045,970	\$0	\$55,035,870	\$576,887,400	8.49	\$1,618,067,240	35.65%
2015/2016	\$426,980,486	\$212,729,990	\$0	\$55,427,656	\$584,282,820	8.49	\$1,638,026,496	35.67%
2016/2017	\$434,148,970	\$212,089,740	\$0	\$58,504,220	\$587,734,490	8.54	\$1,646,291,902	35.70%

Source: (1) Lake County Auditor Schedule A to Certificate of Official Estimate of Revenues.

The current assessed valuation is computed at approximately the following percentages of estimated true value: real property - 35%, public utilities - 100%, and tangible personal property - 0%

**CITY OF WILLOUGHBY, OHIO**  
**PROPERTY TAX RATES**  
**DIRECT AND OVERLAPPING GOVERNMENTS**  
**(PER \$1,000 OF ASSESSED VALUATION)**  
**LAST TEN YEARS**

Tax Year/ Collection Year	City of Willoughby Direct Rates							Overlapping Rates		Total Direct & Overlapping Rates
	General Fund	Debt Service Fund	Police Pension Fund	Fire Pension Fund	Recreation Fund	Road & Bridge Fund	Total City Millage	Lake County	Willoughby/ Eastlake, Kirtland School Districts	
2007/2008	3.49	1.95	0.30	0.30	0.50	2.00	8.54	15.80	49.94 (1)	74.28
2008/2009	3.49	1.95	0.30	0.30	0.50	2.00	8.54	15.80	50.05 (1)	74.39
2009/2010	3.79	1.69	0.30	0.30	0.50	2.00	8.58	15.80	55.11 (1)	79.49
2010/2011	3.80	1.65	0.30	0.30	0.50	2.00	8.55	15.80	54.85 (1)	79.20
2011/2012	3.80	1.63	0.30	0.30	0.50	2.00	8.53	15.80	55.32 (1)	79.65
2012/2013	3.80	1.63	0.30	0.30	0.50	2.00	8.53	15.30	62.82 (1)	86.65
2013/2014	3.55	1.86	0.30	0.30	0.50	2.00	8.51	15.30	63.54 (1)	87.35
2014/2015	3.55	1.84	0.30	0.30	0.50	2.00	8.49	15.30	63.47 (1)	87.26
2015/2016	3.55	1.84	0.30	0.30	0.50	2.00	8.49	15.70	66.57 (1)	90.76
2016/2017	3.55	1.89	0.30	0.30	0.50	2.00	8.54	15.70	66.78 (1)	91.02

(1) Includes 2.30 mill continuous Library District Levy to cover Willoughby/Eastlake School District and distributed directly to the library.

Source: Lake County Auditor's Office

**CITY OF WILLOUGHBY, OHIO**  
**PROPERTY TAX LEVIES & COLLECTIONS**  
**REAL & PUBLIC UTILITY PROPERTY ONLY**  
**LAST TEN YEARS**  
**(UNAUDITED)**

<b>Tax Year/ Collection Year</b>	<b>Net Tax Levy</b>	<b>Current Collections</b>	<b>Percentage of Current Collection to Net Levy</b>	<b>Delinquent Collections</b>	<b>Total Collections</b>	<b>Percentage of Total Collections to Net Levy</b>
2007/2008	\$3,577,702	\$3,410,633	95.3%	\$79,475	\$3,490,108	97.6%
2008/2009	\$3,620,455	\$3,506,106	96.8%	\$143,322	\$3,649,428	100.0%
2009/2010	\$3,551,848	\$3,428,928	96.5%	\$102,650	\$3,531,578	99.4%
2010/2011	\$3,697,109	\$3,476,472	94.0%	\$98,730	\$3,575,202	96.7%
2011/2012	\$3,985,820	\$3,872,582	97.2%	\$86,218	\$3,958,800	99.3%
2012/2013	\$3,640,773	\$3,544,071	97.3%	\$100,345	\$3,644,416	100.0%
2013/2014	\$3,655,638	\$3,528,586	96.5%	\$160,859	\$3,689,445	100.0%
2014/2015	\$3,660,054	\$3,556,600	97.2%	\$129,168	\$3,685,768	100.0%
2015/2016	\$3,706,170	\$3,611,831	97.5%	\$89,614	\$3,701,445	99.9%
2016/2017	\$3,762,661	\$3,647,745	96.9%	\$74,231	\$3,721,976	98.9%

Source: Lake County Auditor's Office

Note: The County does not provide delinquency information by tax year.

**CITY OF WILLOUGHBY, OHIO**  
**RATIOS OF OUTSTANDING DEBT BY TYPE**  
**LAST TEN YEARS**

Year	GOVERNMENTAL ACTIVITIES			BUSINESS-TYPE ACTIVITIES		Total Primary Government	Total Personal Income	Percentage of Personal Income (1)	Per Capita (1)
	General Obligation Bonds	Special Assessment Bonds	OWDA & OPWC	Enterprise Bonds w/G.O. Commitment	OWDA & OPWC				
2008	\$11,966,207	\$250,000	\$16,374	\$3,031,117	\$6,247,768	\$21,511,466	\$535,054,513	4.02%	\$951
2009	\$11,149,654	\$225,000	\$15,140	\$2,599,534	\$6,215,292	\$20,204,620	\$535,054,513	3.78%	\$893
2010	\$10,308,102	\$200,000	\$14,523	\$2,356,898	\$6,502,612	\$19,382,135	\$673,584,732	2.88%	\$870
2011	\$9,449,500	\$170,000	\$12,673	\$2,148,450	\$6,702,774	\$18,483,397	\$673,584,732	2.74%	\$830
2012	\$14,249,338	\$140,000	\$11,439	\$3,755,000	\$7,269,426	\$25,425,203	\$673,584,732	3.77%	\$1,142
2013	\$13,215,265	\$105,000	\$10,205	\$3,510,000	\$6,792,946	\$23,633,416	\$673,584,732	3.51%	\$1,061
2014	\$12,261,192	\$70,000	\$8,971	\$3,110,000	\$6,235,444	\$21,685,607	\$673,584,732	3.22%	\$974
2015	\$11,142,120	\$35,000	\$7,737	\$2,855,000	\$7,040,768	\$21,080,625	\$673,584,732	3.13%	\$947
2016	\$10,008,048	\$0	\$6,503	\$2,595,000	\$6,921,585	\$19,531,136	\$673,584,732	2.90%	\$877
2017	\$8,783,976	\$0	\$5,269	\$2,595,000	\$10,647,250	\$22,031,495	\$673,584,732	3.27%	\$989

Note: Details regarding the City's outstanding debt can be found in the notes to the financial statements

(1) See the schedule of Demographic and Economic Statistics on page S19 for personal income and population data.

**CITY OF WILLOUGHBY, OHIO**  
**RATIOS OF GENERAL BONDED DEBT OUTSTANDING**  
**LAST TEN YEARS**  
*(Accrual Basis of Accounting)*

<u>Year</u>	<u>General Obligation Bonds(1)</u>	<u>Less: Amount of Assets Restricted for Repayment of Debt</u>	<u>Total</u>	<u>Population</u>	<u>Percent of Estimated Actual Taxable Value of Property (2)</u>	<u>Per Capita (3)</u>
2008	\$12,116,206	\$3,484,231	\$8,631,975	22,621	0.42%	\$382
2009	\$11,149,654	\$3,738,873	\$7,410,781	22,621	0.40%	\$328
2010	\$10,308,102	\$3,860,372	\$6,447,730	22,268	0.37%	\$290
2011	\$9,449,500	\$4,008,473	\$5,441,027	22,268	0.30%	\$244
2012	\$14,249,338	\$4,656,671	\$9,592,667	22,268	0.53%	\$431
2013	\$13,215,265	\$4,386,078	\$8,829,187	22,268	0.55%	\$396
2014	\$12,261,192	\$1,278,144	\$10,983,048	22,268	0.68%	\$493
2015	\$11,142,120	\$1,123,871	\$10,018,249	22,268	0.62%	\$450
2016	\$10,008,048	\$1,235,985	\$8,772,063	22,268	0.54%	\$394
2017	\$8,783,976	\$1,152,005	\$7,631,971	22,268	0.46%	\$343

Note: Details regarding the City's outstanding debt can be found in the notes to the basic financial statements.

- (1) All bonded debt of the City of Willoughby is backed by the full faith and credit of the City. However, those issues that have been in the past and are currently supported by business-type activities or issued by outside agencies are not included in G O Bonds.
- (2) See the schedule of Assessed Value and Estimated Actual Value of Taxable Property on page S11 for property value data.
- (3) Population data can be found in the schedule of Demographic and Economic Statistics on page S19.



**CITY OF WILLOUGHBY, OHIO**  
**DIRECT AND OVERLAPPING GENERAL OBLIGATION BONDED DEBT**  
**DECEMBER 31, 2017**  
**(UNAUDITED)**

<u>Jurisdiction</u>	<u>Assessed Valuation (1)</u>	<u>General Obligation Debt Outstanding (1)</u>	<u>Percent Overlapping (2)</u>	<u>Amount Applicable to City of Willoughby</u>
<b>Direct:</b>				
City of Willoughby	\$ 587,734,490			
General Obligation Bonds		\$ 8,783,976	0.00%	\$ 8,783,976
Ohio Public Works Commission Loan		<u>\$ 5,269</u>	0.00%	<u>\$ 5,269</u>
Total Direct Debt		<u>\$ 8,789,245</u>		<u>\$ 8,789,245</u>
<b>Overlapping:</b>				
Willoughby-Eastlake City Schools	\$ 1,547,111,150	\$ 116,335,000	37.99%	\$ 44,194,686
Kirtland Local School District	\$ 322,715,010	\$ 11,674,992	4.18%	\$ 488,015
Auburn Joint Vocational S.D.	\$ 2,314,501,720	\$ 3,895,000	0.36%	\$ 14,022
Lake County	\$ 5,879,215,040	<u>\$ 9,400,000</u>	10.00%	<u>\$ 940,000</u>
Total Overlapping		<u>\$ 141,304,992</u>		<u>\$ 45,636,723</u>
<b>Total Direct and Overlapping Debt</b>		<u>\$ 150,094,237</u>		<u>\$ 54,425,968</u>

Sources: (1) Lake County Auditor's Office - general obligation debt .  
(2) Percentages are determined by dividing each overlapping government located within the boundaries of the City by the total assessed valuation of the government. The valuations were for the 2017 collection year.

**CITY OF WILLOUGHBY, OHIO**  
**LEGAL DEBT MARGIN INFORMATION**  
**LAST TEN YEARS**

	<u>2008</u>	<u>2009</u>	<u>2010</u>	<u>2011</u>	<u>2012</u>	<u>2013</u>	<u>2014</u>	<u>2015</u>	<u>2016</u>	<u>2017</u>
Overall Debt Limitation - 10.5% of Assessed Valuation	\$ 71,015,421	\$ 69,564,604	\$ 65,925,166	\$ 68,570,402	\$ 68,795,055	\$ 59,862,628	\$ 60,134,671	\$ 60,573,177	\$ 61,349,696	\$ 61,712,121
Gross Indebtedness	28,321,465	32,354,620	\$ 31,682,135	\$ 30,575,447	\$ 30,675,865	\$ 28,913,151	\$ 27,069,415	\$ 26,493,505	\$ 24,953,088	\$ 33,202,519
Less: OWDA	(5,839,487)	(5,837,076)	(6,096,887)	(6,261,465)	(6,664,417)	(6,222,611)	(5,708,705)	(6,410,778)	(6,345,844)	(9,970,757)
OPWC	(424,655)	(393,356)	(420,248)	(453,982)	(616,448)	(580,540)	(535,710)	(637,727)	(582,244)	(681,762)
Special Assessment Bond & BAN	(7,060,000)	(12,375,000)	(12,500,000)	(12,300,000)	(5,765,000)	(5,730,000)	(5,770,000)	(5,735,000)	(5,680,000)	(11,400,000)
Airport Debt					(155,000)	(150,000)	(145,000)	(140,000)	(135,000)	(130,000)
Sewer Debt	(401,117)	(249,534)	(136,898)	(68,450)	(1,600,000)	(1,535,000)	(1,465,000)	(1,395,000)	(1,325,000)	(1,255,000)
Golf Debt	(2,480,000)	(2,350,000)	(2,220,000)	(2,080,000)	(2,000,000)	(1,825,000)	(1,645,000)	(1,460,000)	(1,270,000)	(1,340,000)
	<u>(16,205,259)</u>	<u>(21,204,966)</u>	<u>(21,374,033)</u>	<u>(21,163,897)</u>	<u>(16,800,865)</u>	<u>(16,043,151)</u>	<u>(15,269,415)</u>	<u>(15,778,505)</u>	<u>(15,338,088)</u>	<u>(24,777,519)</u>
Net Debt Within 10.5% Limitations	12,116,206	11,149,654	10,308,102	9,411,550	13,875,000	12,870,000	11,800,000	10,715,000	9,615,000	8,425,000
Legal Debt Margin Within 10.5% Limitation*	<u>\$ 58,899,215</u>	<u>\$ 58,414,950</u>	<u>\$ 55,617,064</u>	<u>\$ 59,158,852</u>	<u>\$ 54,920,055</u>	<u>\$ 46,992,628</u>	<u>\$ 48,334,671</u>	<u>\$ 49,858,177</u>	<u>\$ 51,734,696</u>	<u>\$ 53,287,121</u>
Total Net Debt Applicable to the 10.5% Limit as a Percentage of the Debt Limit	17.06%	16.03%	15.64%	13.73%	20.17%	21.50%	19.62%	17.69%	15.67%	13.65%
Unvoted Debt Limitation - 5.5% of Assessed Valuation	\$ 37,198,554	\$ 36,438,602	\$ 34,532,230	\$ 35,917,830	\$ 36,035,505	\$ 31,356,615	\$ 31,499,113	\$ 31,728,807	\$ 32,135,555	\$ 32,325,397
Net Debt Within 10.5% Limitations	12,116,206	11,149,654	10,308,102	9,411,550	13,875,000	12,870,000	11,800,000	10,715,000	9,615,000	8,425,000
Less Debt Outside Limitations (Voted)	<u>(4,555,000)</u>	<u>(4,360,000)</u>	<u>(4,160,000)</u>	<u>(3,930,000)</u>	<u>(3,670,000)</u>	<u>(3,410,000)</u>	<u>(3,140,000)</u>	<u>(2,870,000)</u>	<u>(2,590,000)</u>	<u>(2,305,000)</u>
Debt Within 5.5% Limitations	<u>7,561,206</u>	<u>6,789,654</u>	<u>6,148,102</u>	<u>5,481,550</u>	<u>10,205,000</u>	<u>9,460,000</u>	<u>8,660,000</u>	<u>7,845,000</u>	<u>7,025,000</u>	<u>6,120,000</u>
Legal Debt Margin Within 5.5% Limitation*	<u>\$ 29,637,348</u>	<u>\$ 29,648,948</u>	<u>\$ 28,384,128</u>	<u>\$ 30,436,280</u>	<u>\$ 25,830,505</u>	<u>\$ 21,896,615</u>	<u>\$ 22,839,113</u>	<u>\$ 23,883,807</u>	<u>\$ 25,110,555</u>	<u>\$ 26,205,397</u>
Total Debt Applicable to the 5.5% Limit as a Percentage of the Debt Limit	20.33%	18.63%	17.80%	15.26%	28.32%	30.17%	27.49%	24.73%	21.86%	18.93%

**LEGAL DEBT MARGIN CALCULATION FOR 2017**

Assessed Valuation	\$ 587,734,490
Overall Debt Limitation - (10.5% of Assessed Valuation)	\$ 61,712,121
Gross Indebtedness	33,202,519
Less :	
OWDA/OPWC	(10,652,519)
Special Assessment Bond & BAN	(11,400,000)
Airport Debt	(130,000)
Sewer Debt	(1,255,000)
Recreation- Golf Debt	<u>(1,340,000)</u>
Net Debt Within 10.5% Limitations-General Obligation Bonds	<u>8,425,000</u>
Legal Debt Margin Within 10.5% Limitation*	<u>\$ 53,287,121</u>
Unvoted Debt Limitation - (5.5% of Assessed Valuation)	\$ 32,325,397
Gross Indebtedness Authorized by Council	8,425,000
Less Debt Outside Limitations- Voted	<u>(2,305,000)</u>
Debt Within 5.5% Limitations	<u>6,120,000</u>
Legal Debt Margin Within 5.5% Limitation*	<u>\$ 26,205,397</u>

\* Calculated without regard to balance in Debt Service funds.

**CITY OF WILLOUGHBY, OHIO**  
**PLEGDED-REVENUE COVERAGE**  
**LAST TEN YEARS**

**SPECIAL ASSESSMENT BONDS**

<b><u>YEAR</u></b>	<b><u>SPECIAL ASSESSMENT COLLECTIONS</u></b>	<b><u>DEBT SERVICE</u></b>		<b><u>COVERAGE</u></b>
		<b><u>PRINCIPAL</u></b>	<b><u>INTEREST</u></b>	
2008	\$47,068	\$25,000	\$16,088	1.15
2009	\$42,793	\$25,000	\$14,625	1.08
2010	\$44,159	\$25,000	\$13,163	1.16
2011	\$41,216	\$30,000	\$11,700	0.99
2012	\$43,809	\$30,000	\$9,945	1.10
2013	\$44,206	\$35,000	\$8,190	1.02
2014	\$45,079	\$35,000	\$6,142	1.10
2015	\$45,600	\$35,000	\$4,095	1.17
2016	\$42,175	\$35,000	\$2,048	1.14
2017	\$0	\$0	\$0	0.00

Note: Details regarding the City's outstanding debt can be found in the notes to the financial statements

**CITY OF WILLOUGHBY, OHIO**  
**DEMOGRAPHIC AND ECONOMIC STATISTICS**  
**LAST TEN YEARS**

<b>Year</b>	<b>Total Population (1)</b>	<b>Total Personal Income (2)</b>	<b>Per Capita Personal Income (1)</b>	<b>Median Household Income (1)</b>	<b>Median Age (1)</b>	<b>Education Attainment: Bachelor's Degree or Higher (1)</b>	<b>School Enrollment (4)</b>	<b>Unemployment Rate (3)</b>	<b>Population in Group Quarters (1)</b>	<b>Total Dwelling Units (1)</b>	<b>Occupied Dwelling Units Households(1)</b>	<b>Persons Per/Owner Households</b>	<b>Owner Occupied Housing Units (%)</b>	<b>Occupied County Population (1)</b>
2008	22,621	\$535,054,513	\$23,653	\$43,387	39.1	23.8%	3,853	5.3%	351	10,700	10,265	2.40	59.8	227,511
2009	22,621	\$535,054,513	\$23,653	\$43,387	39.1	23.8%	3,968	8.0%	351	10,700	10,265	2.40	59.8	227,511
2010	22,268	\$673,584,732	\$30,249	\$50,611	43.6	28.3%	3,686	7.9%	200	11,387	10,413	2.30	61.1	230,041
2011	22,268	\$673,584,732	\$30,249	\$50,611	43.6	28.3%	3,686	6.8%	200	11,387	10,413	2.30	61.1	230,041
2012	22,268	\$673,584,732	\$30,249	\$50,611	43.6	28.3%	3,621	5.9%	200	11,387	10,413	2.30	61.1	230,041
2013	22,268	\$673,584,732	\$30,249	\$50,611	43.6	28.3%	3,570	6.2%	200	11,387	10,413	2.30	61.1	230,041
2014	22,268	\$673,584,732	\$30,249	\$50,611	43.6	28.3%	3,536	5.5%	200	11,387	10,413	2.30	61.1	230,041
2015	22,268	\$673,584,732	\$30,249	\$50,611	43.6	28.3%	3,445	4.5%	200	11,387	10,413	2.30	61.1	230,041
2016	22,268	\$673,584,732	\$30,249	\$50,611	43.6	28.3%	3,322	4.9%	200	11,387	10,413	2.30	61.1	230,041
2017	22,268	\$673,584,732	\$30,249	\$50,611	43.6	28.3%	3,254	5.2%	200	11,387	10,413	2.30	61.1	230,041

(1) Source: U.S. Bureau of the Census 2000, 2010

(2) Source: Computation of per capita personal income multiplied by population

(3) Source: U.S Bureau of Labor Statistics

(4) Source: Willoughby-Eastlake Board of Administration

**CITY OF WILLOUGHBY, OHIO**  
*Income Tax Filers by Income Level*  
**TAX YEARS 2016 and 2008**

<u>Income Range</u>	<b>2016 (1) (2)</b>			
	<u>Number of Filers</u>	<u>Percent of Filers</u>	<u>Taxable Income</u>	<u>Percent of Taxable Income</u>
\$ 100,000 and Over	1,465	17.53%	\$232,671,569	45.97%
75,000-99,999	930	11.13%	80,255,702	15.85%
50,000-74,999	1,440	17.24%	88,393,209	17.46%
25,000-49,999	2,058	24.63%	76,841,386	15.18%
Under 25,000	2,462	29.47%	28,026,614	5.54%
Total	<u>8,355</u>	<u>100.00%</u>	<u>\$506,188,480</u>	<u>100%</u>

<u>Income Range</u>	<b>2008 (1) (2)</b>			
	<u>Number of Filers</u>	<u>Percent of Filers</u>	<u>Taxable Income</u>	<u>Percent of Taxable Income</u>
\$ 100,000 and Over	996	10.91%	\$148,213,418	32.90%
75,000-99,999	926	10.15%	79,585,402	17.67%
50,000-74,999	1,562	17.11%	96,146,636	21.35%
25,000-49,999	2,441	26.74%	89,890,652	19.96%
Under 25,000	3,202	35.08%	36,601,688	8.13%
Total	<u>9,127</u>	<u>100.00%</u>	<u>\$450,437,796</u>	<u>100%</u>

Source: Regional Income Tax Agency as of May 11, 2018

(1) Information for 2017 was not fully available

(2) Taxable Income of residents of the City. Willoughby is a mandatory filing city but offers 100% reciprocity for up to 2% of withholdings paid to another work city.

<b>CITY OF WILLOUGHBY, OHIO</b> <b>FULL-TIME CITY EMPLOYEES BY FUNCTION/PROGRAM</b> <b>LAST TEN YEARS</b>
---

**FULL-TIME EMPLOYEES AS OF DECEMBER 31**

<u>FUNCTION/PROGRAM</u>	<u>2008</u>	<u>2009</u>	<u>2010</u>	<u>2011</u>	<u>2012</u>	<u>2013</u>	<u>2014</u>	<u>2015</u>	<u>2016</u>	<u>2017</u>
<b><u>Governmental</u></b>										
<b>General Government</b>										
Council	8	8	8	7	7	7	7	8	8	8
Mayor	2	2	2	1	1	1	1	1	1	1
Law	3	3	3	2	2	2	2	2	2	2
Personnel	1	1	1	1	1	1	0	1	1	1
Court	26	27	26	24	25	25	24	24	24	24
Building & Grounds	7	7	7	7	7	7	7	7	7	7
Finance	9	9	9	9	9	9	9	9	9	9
Service	5	5	4	4	4	4	4	4	4	5
Vehicle Maintenance	5	5	4	3	3	3	3	3	3	3
<b>Security of Persons and Property</b>										
Police	59	59	59	58	57	57	55	57	57	57
Fire	41	41	41	41	41	41	41	41	41	42
<b>Public Health and Welfare</b>										
Cemetery	3	3	3	2	2	2	2	2	2	2
<b>Community Environment</b>										
Building	8	8	8	7	7	7	8	7	7	7
Community Development	2	2	2	2	2	2	2	1	1	1
<b>Leisure Time Activities</b>										
Parks	5	5	5	4	4	4	4	4	4	4
Recreation	7	7	7	7	7	7	7	7	7	6
<b>Transportation</b>										
Street	12	11	9	8	7	8	9	9	9	9
Traffic	2	2	2	2	2	2	2	2	2	2
Total Governmental	<u>205</u>	<u>205</u>	<u>200</u>	<u>189</u>	<u>188</u>	<u>189</u>	<u>187</u>	<u>189</u>	<u>189</u>	<u>190</u>
<b><u>Business-Type</u></b>										
<b>Sewer</b>										
Sewer	7	7	7	7	7	7	7	7	7	6
WPCC	22	21	22	19	18	18	18	17	17	16
<b>Airport</b>	1	1	1	1	1	0	0	0	0	0
<b>Golf Course</b>	3	3	3	3	3	3	4	4	4	4
Total Business-Type	<u>33</u>	<u>32</u>	<u>33</u>	<u>30</u>	<u>29</u>	<u>28</u>	<u>29</u>	<u>28</u>	<u>28</u>	<u>26</u>
<b>Totals</b>	<u>238</u>	<u>237</u>	<u>233</u>	<u>219</u>	<u>217</u>	<u>217</u>	<u>216</u>	<u>217</u>	<u>217</u>	<u>216</u>

Source: City of Willoughby Finance Dept.

**CITY OF WILLOUGHBY, OHIO**  
**OPERATING INDICATORS BY FUNCTION/PROGRAM**  
**LAST TEN YEARS**

<u>OPERATING INDICATORS BY FUNCTION/PROGRAM</u>	<u>2008</u>	<u>2009</u>	<u>2010</u>	<u>2011</u>	<u>2012</u>	<u>2013</u>	<u>2014</u>	<u>2015</u>	<u>2016</u>	<u>2017</u>
<b><u>Governmental</u></b>										
<b>General Government</b>										
Council - Ordinances & Resolutions	165	152	164	157	132	139	125	145	135	135
Personnel - Civil Service Exams (taken)	34	126	288	46	240	11	88	91	111	11
Court - Number of cases	18,653	17,516	16,610	15,892	14,917	17,110	16,370	15,165	15,060	14,943
Finance										
Number of A/P checks processed	6,785	6,780	6,478	5,973	6,033	6,053	5,934	6,005	6,208	6,047
Number of purchase orders issued	980	963	903	899	869	899	925	849	904	941
<b>Security of Persons and Property</b>										
Police										
Total Arrests & other Citations	5,347	4,901	5,187	4,564	4,036	4,577	6,179	4,654	4,935	4,967
Parking Citations	1,637	2,068	2,686	2,590	2,412	2,346	3,373	2,857	2,584	2,275
Fire										
Total Number of Calls	4,643	4,522	4,744	4,915	4,855	4,915	5,037	5,183	5,249	5,196
<b>Public Health and Welfare</b>										
Cemetery (plots sold)	52	84	70	53	72	73	80	61	74	93
<b>Community Environment</b>										
Building										
Building Permits Issued	836	715	844	801	833	1,008	755	803	695	700
Inspections - Residential	3,417	2,888	3,569	2,807	2,613	2,674	2,427	2,228	2,241	1,636
- Industrial	853	669	785	591	700	564	646	764	837	549
<b>Leisure Time Activities</b>										
Parks - Bus Rides	8,780	8,736	8,624	discontinued						
- Program Participants	361	356	374	373	390	471	382	452	546	463
Pools - Attendance	70,656	63,634	69,323	65,126	73,130	62,318	40,586	42,123	44,215	34,320
Senior Center - Membership	1,200	1,253	1,271	1,289	1,318	1,518	1,698	1,939	1,861	1,981
- Attendance	27,523	29,581	29,698	34,260	30,322	29,689	30,558	31,146	27,402	31,877
<b><u>Business-Type</u></b>										
<b>Sewer</b>										
Sewer - Point of Sale Inspections	237	192	195	240	241	292	292	319	325	378
<b>WPCC</b>										
Flow Data MG (millions of gallons)	2,628	2,370	2,155	3,098	2,291	2,366	2,306	2,235	2,121	2,354
<b>Golf Course</b>										
Rounds of golf	33,853	35,536	33,514	33,525	41,363	36,031	38,225	39,928	38,790	36,354

Source: Various Willoughby Departments

**CITY OF WILLOUGHBY, OHIO**  
**CAPITAL ASSET STATISTICS BY FUNCTION/PROGRAM**  
**LAST TEN YEARS**

<b>FUNCTION/PROGRAM</b>	<b>2008</b>	<b>2009</b>	<b>2010</b>	<b>2011</b>	<b>2012</b>	<b>2013</b>	<b>2014</b>	<b>2015</b>	<b>2016</b>	<b>2017</b>
<b>Governmental Capital Assets</b>										
<b>General Government</b>										
Other Departmental Vehicles	43	43	45	44	45	40	40	42	41	40
City Hall Square Footage	25,884	25,884	25,884	25,884	25,884	25,884	25,884	25,884	25,884	25,884
Municipal Court Square Footage	30,950	30,950	30,950	30,950	30,950	30,950	30,950	30,950	30,950	30,950
<b>Security of Persons and Property</b>										
<b>Police</b>										
Number of Stations	1	1	1	1	1	1	1	1	1	1
Number of Vehicles	33	34	32	32	32	30	30	30	30	32
Square Footage of Building	28,924	28,924	28,924	28,924	28,924	28,924	28,924	28,924	28,924	28,924
<b>Fire</b>										
Number of Stations	2	2	2	2	2	2	2	2	2	2
Number of Vehicles	18	18	18	18	17	17	17	17	17	17
Square Footage of Buildings	37,878	37,878	37,878	37,878	37,878	37,878	37,878	37,878	37,878	37,878
<b>Public Health and Welfare</b>										
<b>Cemetery</b>										
Number of Cemeteries	2	2	2	2	2	2	2	2	2	2
Number of Acres	50	50	50	50	50	50	50	50	50	50
Number of Vehicles	2	2	2	2	2	2	2	2	2	2
<b>Community Environment</b>										
<b>Building &amp; Zoning</b>										
Number of Vehicles	5	5	5	5	5	5	5	4	4	4
<b>Leisure Time Activities</b>										
Number of Parks	14	14	14	14	14	14	14	14	14	14
Parks Acreage	152	152	152	153	153	153	153	153	153	153
Number of Swimming Pools	2 large / 1sm	2 large / 1sm	2 large / 1sm	2 large / 1sm	2 large / 1sm	2 large / 1sm	2 large / 1sm	2 large / 1sm	2 large / 1sm	2 large / 1sm
Number of Ballfields	15	15	15	15	15	15	15	15	15	15
	with 7 lighted									
Recreation - Senior Center	1	1	1	1	1	1	1	1	1	1
Senior Center Square Footage	31,974	31,974	31,974	31,974	31,974	31,974	31,974	31,974	31,974	31,974
Number of Vehicles	15	15	15	14	13	12	11	11	11	12
<b>Transportation</b>										
Miles of Streets	89	89	89	92	92	94	96	96	96	96
Number of Street Lights	2,920	2,920	3,067	3,071	3,075	3,093	3,100	3,104	3,104	3,104
Number of Traffic Lights	354	354	354	354	354	354	354	354	354	354
<b>Business-Type Capital Assets</b>										
<b>Sewers</b>										
Miles of Sanitary Sewers	93	93	93	93	103	104	106	106	106	106
Miles of Storm Sewers	92	92	92	92	102	103	105	105	105	105
<b>Airport</b>										
Number of Runways	2	2	2	2	2	2	0	0	0	0
<b>Golf Course</b>										
Number of Holes	18	18	18	18	18	18	18	18	18	18
Number of Acres	141	141	141	141	141	141	141	141	141	141
Number of Vehicles	3	3	3	3	3	2	2	2	2	2

Sources: Various Willoughby Departments





The City of Willoughby™

# History Family Fun Progress



THE CITY OF WILLOUGHBY, OHIO



# Dave Yost • Auditor of State

CITY OF WILLOUGHBY

LAKE COUNTY

## CLERK'S CERTIFICATION

This is a true and correct copy of the report which is required to be filed in the Office of the Auditor of State pursuant to Section 117.26, Revised Code, and which is filed in Columbus, Ohio.

*Susan Babbitt*

CLERK OF THE BUREAU

CERTIFIED  
JUNE 28, 2018