



Dave Yost • Auditor of State

**CITY OF JACKSON
JACKSON COUNTY
DECEMBER 31, 2017**

TABLE OF CONTENTS

TITLE	PAGE
Independent Auditor's Report	1
Prepared by Management:	
Management's Discussion and Analysis.....	3
Basic Financial Statements:	
Government-wide Financial Statements:	
Statement of Net Position	17
Statement of Activities.....	18
Fund Financial Statements:	
Balance Sheet	
Governmental Funds.....	20
Reconciliation of Total Governmental Fund Balances to Net Position of Governmental Activities	21
Statement of Revenues, Expenditures and Changes in Fund Balance Governmental Funds.....	22
Reconciliation of the Statement of Revenues, Expenditures and Changes in Fund Balances of Governmental Funds to the Statement of Activities	23
Statement of Revenues, Expenditures and Changes in Fund Balance - Budget and Actual (Non-GAAP Budgetary Basis) - General Fund.....	24
Statement of Net Position – Proprietary Funds	25
Statement of Revenues, Expenses and Changes in Net Position – Proprietary Funds	26
Statement of Cash Flows – Proprietary Funds.....	27
Statement of Fiduciary Assets and Liabilities – Agency Funds.....	29
Notes to the Basic Financial Statements	31
Required Supplementary Information:	
Schedule of the City's Proportionate Share of the Net Pension Liability/Net Pension Asset:	
Ohio Public Employees Retirement System (OPERS) – Last Four Years.....	81
Ohio Police and Fire (OP&F) Pension Fund – Last Four Years.....	82

CITY OF JACKSON
JACKSON COUNTY
DECEMBER 31, 2017

TABLE OF CONTENTS
(Continued)

TITLE	PAGE
Required Supplementary Information (Continued):	
Schedule of City Contributions:	
Ohio Public Employees Retirement System (OPERS) – Last Ten Years	84
Ohio Police and Fire (OP&F) Pension Fund – Last Ten Years	86
Notes to the Schedule of Expenditures of Federal Awards	88
Independent Auditor's Report on Internal Control Over Financial Reporting and on Compliance and Other Matters Required by <i>Government Auditing Standards</i>	89
Schedule of Findings.....	91
Prepared by Management:	
Summary Schedule of Prior Audit Findings.....	93



Dave Yost • Auditor of State

INDEPENDENT AUDITOR'S REPORT

City of Jackson
Jackson County
P.O. Box 1090
Jackson, Ohio 45640

To the City Council:

Report on the Financial Statements

We have audited the accompanying financial statements of the governmental activities, the business-type activities, each major fund and the aggregate remaining fund information of the City of Jackson, Jackson County, Ohio (the City), as of and for the year ended December 31, 2017, and the related notes to the financial statements, which collectively comprise the City's basic financial statements as listed in the Table of Contents.

Management's Responsibility for the Financial Statements

Management is responsible for preparing and fairly presenting these financial statements in accordance with accounting principles generally accepted in the United States of America; this includes designing, implementing, and maintaining internal control relevant to preparing and fairly presenting financial statements that are free from material misstatement, whether due to fraud or error.

Auditor's Responsibility

Our responsibility is to opine on these financial statements based on our audit. We audited in accordance with auditing standards generally accepted in the United States of America and the financial audit standards in the Comptroller General of the United States' *Government Auditing Standards*. Those standards require us to plan and perform the audit to reasonably assure the financial statements are free from material misstatement.

An audit requires obtaining evidence about financial statement amounts and disclosures. The procedures selected depend on our judgment, including assessing the risks of material financial statement misstatement, whether due to fraud or error. In assessing those risks, we consider internal control relevant to the City's preparation and fair presentation of the financial statements in order to design audit procedures that are appropriate in the circumstances, but not to the extent needed to opine on the effectiveness of the City's internal control. Accordingly, we express no opinion. An audit also includes evaluating the appropriateness of management's accounting policies and the reasonableness of their significant accounting estimates, as well as our evaluation of the overall financial statement presentation.

We believe the audit evidence we obtained is sufficient and appropriate to support our audit opinion.

Opinion

In our opinion, the financial statements referred to above present fairly, in all material respects, the respective financial position of the governmental activities, the business activities, each major fund, and the aggregate remaining fund information of the City of Jackson, Jackson County, Ohio, as of December 31, 2017, and the respective changes in financial position and, where applicable, cash flows thereof and the respective budgetary comparisons for the General and Street Funds thereof for the year then ended in accordance with the accounting principles generally accepted in the United States of America.

Emphasis of Matter

As discussed in Note 3b to the financial statements, the City restated the January 1, 2017 net position in the Sewer Fund and Business-Type Activities by \$355,811 to report a previously unidentified construction-in-progress asset. We did not modify our opinion regarding this matter.

Other Matters

Required Supplementary Information

Accounting principles generally accepted in the United States of America require this presentation to include *Management's Discussion and Analysis* and Schedules of Net Pension Liabilities and Pension Contributions listed in the Table of Contents, to supplement the basic financial statements. Although this information is not part of the basic financial statements, the Governmental Accounting Standards Board considers it essential for placing the basic financial statements in an appropriate operational, economic, or historical context. We applied certain limited procedures to the required supplementary information in accordance with auditing standards generally accepted in the United States of America, consisting of inquiries of management about the methods of preparing the information and comparing the information for consistency with management's responses to our inquiries, to the basic financial statements, and other knowledge we obtained during our audit of the basic financial statements. We do not opine or provide any assurance on the information because the limited procedures do not provide us with sufficient evidence to opine or provide any other assurance.

Other Reporting Required by Government Auditing Standards

In accordance with *Government Auditing Standards*, we have also issued our report dated December 13, 2018, on our consideration of the City's internal control over financial reporting and our tests of its compliance with certain provisions of laws, regulations, contracts and grant agreements and other matters. That report describes the scope of our internal control testing over financial reporting and compliance, and the results of that testing, and does not opine on internal control over financial reporting or on compliance. That report is an integral part of an audit performed in accordance with *Government Auditing Standards* in considering the City's internal control over financial reporting and compliance.



Dave Yost
Auditor of State
Columbus, Ohio

December 13, 2018

CITY OF JACKSON, OHIO

MANAGEMENT'S DISCUSSION AND ANALYSIS FOR THE YEAR ENDED DECEMBER 31, 2017

The management's discussion and analysis of the City of Jackson's (the "City") financial performance provides an overall review of the City's financial activities for the year ended December 31, 2017. The intent of this discussion and analysis is to look at the City's financial performance as a whole; readers should also review the basic financial statements and the notes to the basic financial statements to enhance their understanding of the City's financial performance.

Financial Highlights

Key financial highlights for 2017 are as follows:

- The total net position of the City increased \$2,635,923 from the 2016 total net position. Net position of governmental activities increased \$1,620,848 or 14.59% from the 2016 net position and net position of business-type activities increased \$1,015,075 or 2.18% from the 2016 restated net position.
- General revenues accounted for \$2,136,379 or 33.48% of total governmental activities revenue. Program specific revenues accounted for \$4,243,899 or 66.52% of total governmental activities revenue.
- The City had \$5,511,344 in expenses related to governmental activities; \$4,243,899 of these expenses was governmental activities of \$1,267,445 were offset by general revenues (primarily property and other local taxes and unrestricted grants and entitlements) of \$2,136,379.
- The general fund had revenues and other financing sources of \$5,045,165 in 2017. The general fund had expenditures and other financing uses of \$4,873,495 in 2017. The net increase in fund balance for the general fund was \$171,670 or 10.25%.
- Net position for the business-type activities, which are made up of the water, sewer, and electric major enterprise funds and the railroad and garbage nonmajor enterprise funds, increased in 2017 by \$1,015,075. This increase in net position was due primarily to charges for service revenues being greater than expenses.
- The water fund had operating revenues of \$2,514,358 and operating expenses of \$2,614,713 in 2017. The water fund also had non-operating expenses of \$34,695. The net decrease in net position for the water fund was \$135,050 or 2.44%.
- The sewer fund had operating revenues of \$3,924,982 and operating expenses of \$3,963,613 in 2017. The sewer fund also had net non-operating expenses of \$88,649, non-operating revenue of \$28. The net decrease in net position for the sewer fund was \$127,252 or 1.02%.
- The electric fund had operating revenues of \$22,211,645 and operating expenses of \$20,020,178 in 2017. The electric fund also had non-operating expenses of \$56,065 and transfers out of \$751,914. The net increase in net position for the electric fund was \$1,383,488 or 6.08%.
- In the general fund, the actual revenues and other financing sources were \$343,563 more than they were in the final budget and actual expenditures and other financing uses were \$270,181 less than the amount in the final budget. Budgeted revenues and other financing sources increased \$251,912 from original to the final budget and budgeted expenditures and other financing uses increased \$109,541 from original to the final budget.

Using this Annual Financial Report

This annual report consists of a series of financial statements and notes to these statements. These statements are organized so the reader can understand the City as a financial whole, an entire operating entity. The statements then proceed to provide an increasingly detailed look at specific financial activities.

CITY OF JACKSON, OHIO

MANAGEMENT'S DISCUSSION AND ANALYSIS FOR THE YEAR ENDED DECEMBER 31, 2017

The statement of net position and statement of activities provide information about the activities of the City as a whole, presenting both an aggregate view of the City's finances and a longer-term view of those finances. Fund financial statements provide the next level of detail. For governmental funds, these statements tell how services were financed in the short-term as well as what remains for future spending. The fund financial statements also look at the City's most significant funds with all other nonmajor funds presented in total in one column.

Reporting the City as a Whole

Statement of Net Position and the Statement of Activities

While this document contains a large number of funds used by the City to provide programs and activities, the view of the City as a whole looks at all financial transactions and asks the question, "How did we do financially during 2017?" The statement of net position and the statement of activities answer this question. These statements include all assets, deferred outflows, liabilities, deferred inflows, revenues and expenses using the accrual basis of accounting similar to the accounting used by most private-sector companies. This basis of accounting will take into account all of the current year's revenues and expenses regardless of when cash is received or paid.

These two statements report the City's net position and changes in that position. This change in net position is important because it tells the reader that, for the City as a whole, the financial position of the City has improved or diminished. The causes of this change may be the result of many factors, some financial, some not. Non-financial factors include the City's property tax base, current property tax laws in Ohio restricting revenue growth, facility conditions, required community programs and other factors.

In the statement of net position and the statement of activities, the City is divided into two distinct kinds of activities:

Governmental activities - Most of the City's programs and services are reported here including police, fire and rescue, street maintenance, capital improvements and general administration. These services are funded primarily by property and other local taxes and intergovernmental revenues including federal and state grants and other shared revenues.

Business-type activities - These services are provided on a charge for goods or services basis to recover all or a significant portion of the expenses of the goods or services provided. The City's water, sewer, electric, railroad and garbage operations are reported here.

The City's statement of net position and statement of activities can be found on pages 17-19 of this report.

Reporting the City's Most Significant Funds

Fund Financial Statements

A fund is a grouping of related accounts that is used to maintain control over resources that have been segregated for specific activities or objectives. The City, like other state and local governments, uses fund accounting to ensure and demonstrate compliance with finance-related legal requirements. All of the funds of the City can be divided into three categories: governmental funds, proprietary funds, and fiduciary funds.

Fund financial reports provide detailed information about the City's major funds. The City uses many funds to account for a multitude of financial transactions. However, these fund financial statements focus on the City's most significant funds. The analysis of the City's major governmental and proprietary funds begins on page 11.

CITY OF JACKSON, OHIO

MANAGEMENT'S DISCUSSION AND ANALYSIS FOR THE YEAR ENDED DECEMBER 31, 2017

Governmental Funds

Governmental funds are used to account for essentially the same functions reported as governmental activities in the government-wide financial statements. However, unlike the government-wide financial statements, governmental fund financial statements focus on near-term inflows and outflows of spendable resources, as well as on balances of spendable resources available at the end of the fiscal year. Such information may be useful in evaluating a government's near-term financing requirements.

Because the focus of the governmental funds is narrower than that of the government-wide financial statements, it is useful to compare the information presented for governmental funds with similar information presented for governmental activities in the government-wide financial statements. By doing so, the readers may better understand the long-term impact of the government's near-term financing decisions. Both the governmental fund balance sheet and the governmental fund statement of revenues, expenditures, and changes in fund balances provide a reconciliation to facilitate this comparison between governmental funds and governmental activities.

The City maintains a multitude of individual governmental funds. The City has segregated these funds into major funds and nonmajor funds. The City's only major governmental fund is the general fund. Information for major funds is presented separately in the governmental fund balance sheet and in the governmental statement of revenues, expenditures, and changes in fund balances. Data from the other governmental funds are combined into a single, aggregated presentation. The basic governmental fund financial statements can be found on pages 20-24 of this report.

Proprietary Funds

The City maintains two different types of proprietary funds. Enterprise funds are used to report the same functions presented as business-type activities in the government-wide financial statements. The City uses enterprise funds to account for its water, sewer, electric, railroad, and garbage functions. The City's water, sewer and electric funds are considered major funds. Internal service funds are an accounting device used to accumulate and allocate costs internally among the City's various functions. The basic proprietary fund financial statements can be found on pages 25-28 of this report.

Fiduciary Funds

Fiduciary funds are used to account for resources held for the benefit of parties outside the City. Fiduciary funds are not reflected in the government-wide financial statement because the resources of those funds are not available to support the City's own programs. The accounting used for fiduciary funds is much like that used for proprietary funds. Agency funds are the City's only fiduciary fund type. The basic fiduciary fund financial statement can be found on page 29 of this report.

Notes to the Basic Financial Statements

The notes provide additional information that is essential to a full understanding of the data provided in the government-wide and fund financial statements. These notes to the basic financial statements can be found on pages 31-79 of this report.

Required Supplementary Information

In addition to the basic financial statements and accompanying notes, this report also presents certain required supplementary information concerning the District's net pension liability. The required supplementary information can be found on pages 81-87 of this report.

CITY OF JACKSON, OHIO

MANAGEMENT'S DISCUSSION AND ANALYSIS
FOR THE YEAR ENDED DECEMBER 31, 2017

Government-Wide Financial Analysis

The statement of net position provides the perspective of the City as a whole. The table below provides a summary of the City's net position for 2017 compared to 2016. The net position at December 31, 2016 has been restated as described in Note 3.B.

	Net Position					
	2017 Governmental Activities	2016 Governmental Activities	2017 Business-type Activities	Restated 2016 Business-type Activities	2017 Total	Restated 2016 Total
<u>Assets</u>						
Current and other assets	\$ 7,002,616	\$ 6,909,258	\$ 21,021,860	\$ 20,675,569	\$ 28,024,476	\$ 27,584,827
Investment in Joint Venture	-	-	213,335	213,335	213,335	213,335
Capital assets, net	<u>11,236,095</u>	<u>9,428,451</u>	<u>44,094,488</u>	<u>43,910,063</u>	<u>55,330,583</u>	<u>53,338,514</u>
Total assets	<u>18,238,711</u>	<u>16,337,709</u>	<u>65,329,683</u>	<u>64,798,967</u>	<u>83,568,394</u>	<u>81,136,676</u>
Deferred outflows	<u>1,373,901</u>	<u>1,311,084</u>	<u>1,893,820</u>	<u>1,481,747</u>	<u>3,267,721</u>	<u>2,792,831</u>
<u>Liabilities</u>						
Long-term liabilities	5,950,168	5,598,429	17,482,765	17,656,737	23,432,933	23,255,166
Other liabilities	<u>129,177</u>	<u>258,587</u>	<u>2,175,607</u>	<u>2,050,672</u>	<u>2,304,784</u>	<u>2,309,259</u>
Total liabilities	<u>6,079,345</u>	<u>5,857,016</u>	<u>19,658,372</u>	<u>19,707,409</u>	<u>25,737,717</u>	<u>25,564,425</u>
Deferred inflows	<u>802,445</u>	<u>681,803</u>	<u>52,504</u>	<u>75,753</u>	<u>854,949</u>	<u>757,556</u>
<u>Net Position</u>						
Net investment						
in capital assets	10,691,319	8,682,247	32,129,775	31,929,317	42,821,094	40,611,564
Restricted	2,486,208	2,552,340	-	-	2,486,208	2,552,340
Unrestricted (deficit)	<u>(446,705)</u>	<u>(124,613)</u>	<u>15,382,852</u>	<u>14,568,235</u>	<u>14,936,147</u>	<u>14,443,622</u>
Total net position	<u>\$ 12,730,822</u>	<u>\$ 11,109,974</u>	<u>\$ 47,512,627</u>	<u>\$ 46,497,552</u>	<u>\$ 60,243,449</u>	<u>\$ 57,607,526</u>

In a prior year, the City adopted Governmental Accounting Standards Board (GASB) Statement 68, "Accounting and Financial Reporting for Pensions—an Amendment of GASB Statement 27" and GASB Statement 71, "Pension Transition for Contributions Made Subsequent to the Measurement Date - An Amendment of GASB Statement No. 68" which significantly revises accounting for pension costs and liabilities. For reasons discussed below, many end users of this financial statement will gain a clearer understanding of the City's actual financial condition by adding deferred inflows related to pension and the net pension liability to the reported net position and subtracting deferred outflows related to pension.

Governmental Accounting Standards Board standards are national and apply to all government financial reports prepared in accordance with generally accepted accounting principles. When accounting for pension costs, GASB 27 focused on a funding approach. This approach limited pension costs to contributions annually required by law, which may or may not be sufficient to fully fund each plan's *net pension liability*. GASB 68 takes an earnings approach to pension accounting; however, the nature of Ohio's statewide pension systems and state law governing those systems requires additional explanation in order to properly understand the information presented in these statements.

Under the new standards required by GASB 68, the net pension liability equals the City's proportionate share of each plan's collective:

CITY OF JACKSON, OHIO

MANAGEMENT'S DISCUSSION AND ANALYSIS FOR THE YEAR ENDED DECEMBER 31, 2017

1. Present value of estimated future pension benefits attributable to active and inactive employees' past service.
- 2 Minus plan assets available to pay these benefits.

GASB notes that pension obligations, whether funded or unfunded, are part of the "employment exchange" – that is, the employee is trading his or her labor in exchange for wages, benefits, and the promise of a future pension. GASB noted that the unfunded portion of this pension promise is a present obligation of the government, part of a bargained-for benefit to the employee, and should accordingly be reported by the government as a liability since they received the benefit of the exchange. However, the City is not responsible for certain key factors affecting the balance of this liability. In Ohio, the employee shares the obligation of funding pension benefits with the employer. Both employer and employee contribution rates are capped by State statute. A change in these caps requires action of both Houses of the General Assembly and approval of the Governor. Benefit provisions are also determined by State statute. The employee enters the employment exchange with the knowledge that the employer's promise is limited not by contract but by law. The employer enters the exchange also knowing that there is a specific, legal limit to its contribution to the pension system. In Ohio, there is no legal means to enforce the unfunded liability of the pension system *as against the public employer*. State law operates to mitigate/lessen the moral obligation of the public employer to the employee, because all parties enter the employment exchange with notice as to the law. The pension system is responsible for the administration of the plan.

Most long-term liabilities have set repayment schedules or, in the case of compensated absences (i.e. sick and vacation leave), are satisfied through paid time-off or termination payments. There is no repayment schedule for the net pension liability. As explained above, changes in pension benefits, contribution rates, and return on investments affect the balance of the net pension liability, but are outside the control of the local government. In the event that contributions, investment returns, and other changes are insufficient to keep up with required pension payments, State statute does not assign/identify the responsible party for the unfunded portion. Due to the unique nature of how the net pension liability is satisfied, this liability is separately identified within the long-term liability section of the statement of net position.

In accordance with GASB 68, the City's statements prepared on an accrual basis of accounting include an annual pension expense for their proportionate share of each plan's *change* in net pension liability not accounted for as deferred inflows/outflows.

Over time, net position can serve as a useful indicator of a government's financial position. At December 31, 2017, the City's assets and deferred outflows exceeded liabilities and deferred inflows by \$60,243,449. At year-end, net position was \$12,730,822 and \$47,512,627 for the governmental activities and the business-type activities, respectively.

Capital assets reported on the government-wide statements represent the largest portion of the City's net position. At year-end, capital assets net represented 66.2% of total assets. Capital assets include land, artwork and historical treasures, construction in progress, land improvements, buildings, equipment, vehicles, and infrastructure. The net investment in capital assets at December 31, 2017, was \$10,691,319 and \$32,129,775 in the governmental activities and business-type activities, respectively. These capital assets are used to provide services to citizens and are not available for future spending. Although the City's investment in capital assets is reported net of related debt, it should be noted that the resources to repay the debt must be provided from other sources, since capital assets may not be used to liquidate these liabilities.

As of December 31, 2017, the City's governmental activities unrestricted net position was a deficit balance of \$446,705. This deficit is due to the implementation of GASB 68. A portion of the City's net position, \$2,486,208 represents resources that are subject to external restriction on how they may be used.

The table below shows the changes in net position for years 2017 and 2016. The net position at December 31, 2016 has been restated as described in Note 3.B.

CITY OF JACKSON, OHIO

**MANAGEMENT'S DISCUSSION AND ANALYSIS
FOR THE YEAR ENDED DECEMBER 31, 2017**

Change in Net Position

	2017 Governmental Activities	2016 Governmental Activities	2017 Business-Type Activities	Restated 2016 Business-Type Activities	2017 Total	Restated 2016 Total
Revenues						
Program revenues:						
Charges for services	\$ 1,877,853	\$ 2,390,311	\$ 29,312,815	\$ 27,584,002	\$ 31,190,668	\$ 29,974,313
Operating grants and contributions	680,941	639,554	-	27,754	680,941	667,308
Capital grants and contributions	<u>1,685,105</u>	<u>742,526</u>	-	<u>91,878</u>	<u>1,685,105</u>	<u>834,404</u>
Total program revenues	<u>4,243,899</u>	<u>3,772,391</u>	<u>29,312,815</u>	<u>27,703,634</u>	<u>33,556,714</u>	<u>31,476,025</u>
General revenues:						
Property and other local taxes	1,531,726	1,498,794	-	-	1,531,726	1,498,794
Unrestricted grants and entitlements	212,123	219,945	-	-	212,123	219,945
Investment earnings	253,446	171,786	160	52	253,606	171,838
Miscellaneous	<u>139,084</u>	<u>162,947</u>	<u>225,621</u>	<u>311,950</u>	<u>364,705</u>	<u>474,897</u>
Total general revenues	<u>2,136,379</u>	<u>2,053,472</u>	<u>225,781</u>	<u>312,002</u>	<u>2,362,160</u>	<u>2,365,474</u>
Total revenues	<u>6,380,278</u>	<u>5,825,863</u>	<u>29,538,596</u>	<u>28,015,636</u>	<u>35,918,874</u>	<u>33,841,499</u>
Expenses:						
General government	1,164,823	1,460,590	-	-	1,164,823	1,460,590
Security of persons and property	2,580,885	2,645,768	-	-	2,580,885	2,645,768
Public health and welfare	350,732	318,280	-	-	350,732	318,280
Transportation	845,763	791,013	-	-	845,763	791,013
Community environment	366,450	158,616	-	-	366,450	158,616
Leisure time activities	185,881	180,921	-	-	185,881	180,921
Interest and fiscal charges	16,810	18,589	-	-	16,810	18,589
Water	-	-	2,668,525	2,653,591	2,668,525	2,653,591
Sewer	-	-	4,071,379	3,662,243	4,071,379	3,662,243
Electric	-	-	20,095,359	18,731,662	20,095,359	18,731,662
Other enterprise	<u>-</u>	<u>-</u>	<u>936,344</u>	<u>910,155</u>	<u>936,344</u>	<u>910,155</u>
Total expenses	<u>5,511,344</u>	<u>5,573,777</u>	<u>27,771,607</u>	<u>25,957,651</u>	<u>33,282,951</u>	<u>31,531,428</u>
Excess (deficiency) before Transfers	868,934	252,086	1,766,989	2,057,985	2,635,923	2,310,071
Transfers	<u>751,914</u>	<u>-</u>	<u>(751,914)</u>	<u>-</u>	<u>-</u>	<u>-</u>
Change in net position	1,620,848	252,086	1,015,075	2,057,985	2,635,923	2,310,071
Net position at beginning of year (restated)	<u>11,109,974</u>	<u>10,857,888</u>	<u>46,497,552</u>	<u>44,439,567</u>	<u>57,607,526</u>	<u>55,297,455</u>
Net position at end of year	<u>\$ 12,730,822</u>	<u>\$ 11,109,974</u>	<u>\$ 47,512,627</u>	<u>\$ 46,497,552</u>	<u>\$ 60,243,449</u>	<u>\$ 57,607,526</u>

CITY OF JACKSON, OHIO

MANAGEMENT'S DISCUSSION AND ANALYSIS FOR THE YEAR ENDED DECEMBER 31, 2017

Governmental Activities

Governmental activities net position increased \$1,620,848 in 2017.

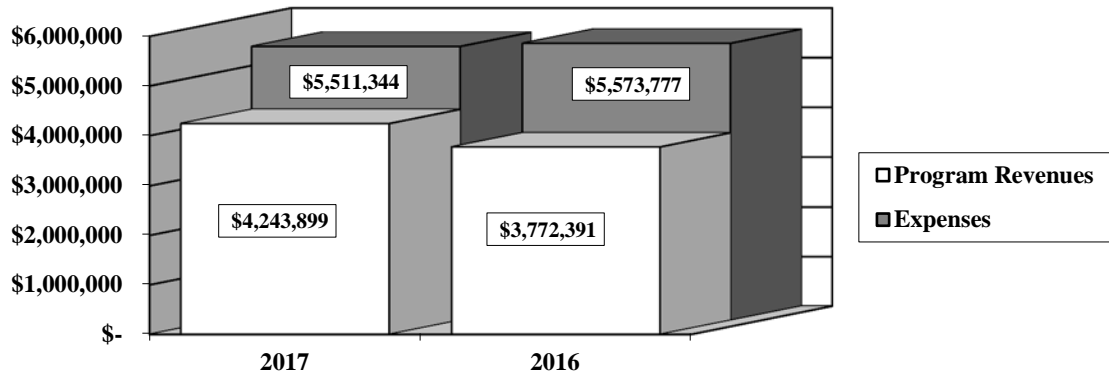
Security of persons and property, which primarily supports the operations of the police department accounted for \$2,580,885 of the total expenses of the City. These expenses were partially funded by \$87,998 in direct charges to users of the services and \$9,598 in operating grants and contributions. Transportation expenses totaled \$845,763. Transportation expenses were funded by \$573,925 in direct charges to users of the services, primarily related to right-of-ways, \$360,110 in operating grants and contributions and \$1,685,105 in capital grants and contributions.

The state and federal government contributed to the City a total of \$680,941 in operating grants and contributions.

General revenues totaled \$2,136,379 and amounted to 33.48% of total governmental revenues. These revenues primarily consist of property and other local tax revenue of \$1,531,726. The other primary source of general revenues is grants and entitlements not restricted to specific programs, including local government funds, making up \$212,123.

The statement of activities shows the cost of program services and the charges for services and grants offsetting those services. The following table shows, for governmental activities, the total cost of services and the net cost of services. That is, it identifies the cost of these services supported by tax revenue and unrestricted state grants and entitlements. As can be seen in the graph below, the City is highly dependent upon property and income taxes as well as unrestricted grants and entitlements to support its governmental activities.

Governmental Activities - Program Revenues vs. Total Expenses



CITY OF JACKSON, OHIO

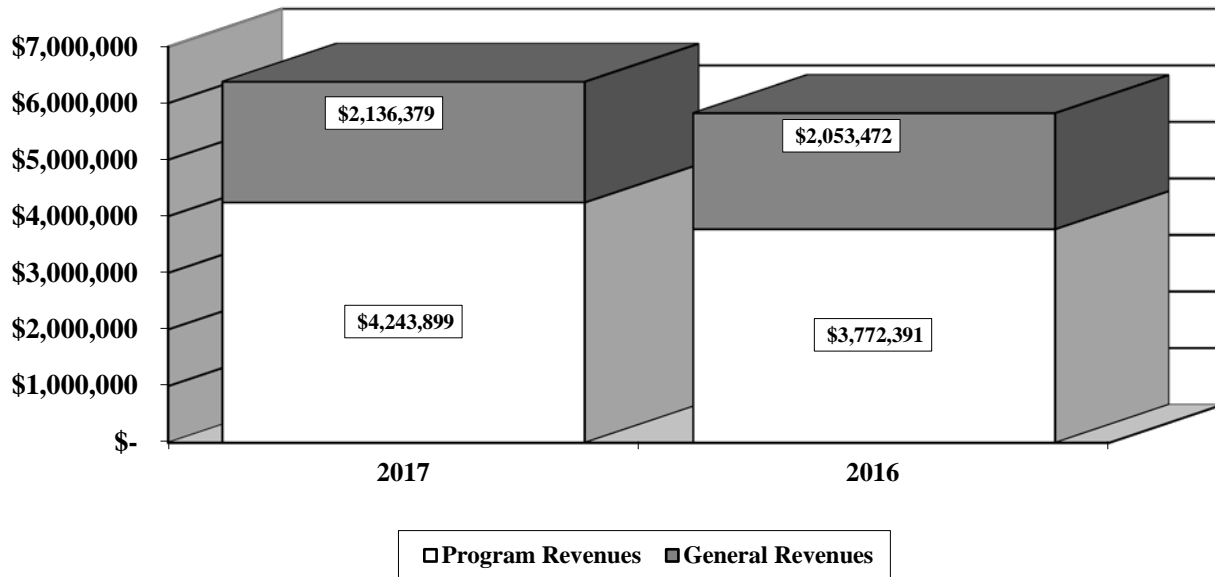
MANAGEMENT'S DISCUSSION AND ANALYSIS
FOR THE YEAR ENDED DECEMBER 31, 2017

Governmental Activities

	Total Cost of Services <u>2017</u>	Total Cost of Services <u>2016</u>	Net Cost of Services <u>2017</u>	Net Cost of Services <u>2016</u>
Program Expenses:				
General government	\$ 1,164,823	\$ 1,460,590	\$ 33,548	\$ 524,240
Security of persons and property	2,580,885	2,645,768	2,483,289	2,514,308
Public health and welfare	350,732	318,280	293,413	262,508
Transportation	845,763	791,013	(1,773,377)	(1,569,224)
Community environment	366,450	158,616	122,054	(36,736)
Leisure time activity	185,881	180,921	91,708	87,701
Interest and fiscal charges	<u>16,810</u>	<u>18,589</u>	<u>16,810</u>	<u>18,589</u>
 Total Expenses	 <u>\$ 5,511,344</u>	 <u>\$ 5,573,777</u>	 <u>\$ 1,267,445</u>	 <u>\$ 1,801,386</u>

The dependence upon general revenues for governmental activities is apparent, with 23.00% of expenses supported through taxes and other general revenues.

Governmental Activities - General and Program Revenues




CITY OF JACKSON, OHIO

MANAGEMENT'S DISCUSSION AND ANALYSIS
FOR THE YEAR ENDED DECEMBER 31, 2017

Business-type Activities

Business-type activities include the water, sewer, and electric major enterprise funds and the railroad and garbage nonmajor enterprise funds. These programs had program revenues of \$29,312,815, general revenues of \$225,781, expenses of \$27,771,607 and transfers out of \$751,914 for 2017. The graph below shows the business-type activities assets and deferred outflows, liabilities and deferred inflows and net position at year-end 2017 and 2016. The net position at December 31, 2016 has been restated as described in Note 3.B.



Financial Analysis of the Government's Funds

As noted earlier, the City uses fund accounting to ensure and demonstrate compliance with finance-related legal requirements.

Governmental Funds

The focus of the City's governmental funds is to provide information on near-term inflows, outflows, and balances of spendable resources. Such information is useful in assessing the City's financing requirements. In particular, unreserved fund balance may serve as a useful measure of the City's net resources available for spending at year-end.

The City's governmental funds (as presented on the balance sheet on page 20) reported a combined fund balance of \$5,345,243 which is \$175,520 above last year's total of \$5,169,723. The schedule below indicates the fund balances and the total change in fund balances as of December 31, 2017 for all major and nonmajor governmental funds.

	Fund Balances <u>12/31/17</u>	Fund Balances <u>12/31/16</u>	<u>Change</u>
General	\$ 1,846,010	\$ 1,674,340	\$ 171,670
Other nonmajor governmental funds	<u>3,499,233</u>	<u>3,495,383</u>	<u>3,850</u>
Total	<u>\$ 5,345,243</u>	<u>\$ 5,169,723</u>	<u>\$ 175,520</u>

CITY OF JACKSON, OHIO

MANAGEMENT'S DISCUSSION AND ANALYSIS
FOR THE YEAR ENDED DECEMBER 31, 2017

General Fund

The City's general fund balance increase 10.25%, primarily as a result of intergovernmental revenue increasing. The table that follows assists in illustrating the revenues of the general fund.

	<u>2017</u> <u>Amount</u>	<u>2016</u> <u>Amount</u>	<u>Percentage</u> <u>Change</u>
<u>Revenues</u>			
Taxes	\$ 1,142,361	\$ 1,099,382	3.91 %
Charges for services	1,581,228	2,109,897	(25.06) %
Licenses and permits	91,069	92,535	(1.58) %
Fines and forfeitures	62,608	58,635	6.78 %
Investment income	253,446	171,786	47.54 %
Intergovernmental	1,021,690	183,806	455.85 %
Other	<u>140,849</u>	<u>123,495</u>	14.05 %
 Total	 <u>\$ 4,293,251</u>	 <u>\$ 3,839,536</u>	 11.82 %

Tax revenue represents 26.61% of all general fund revenue. The increase in intergovernmental revenue is related to an increase in Ohio Department of Transportation revenue received during the year.

The table that follows assists in illustrating the expenditures of the general fund.

	<u>2017</u> <u>Amount</u>	<u>2016</u> <u>Amount</u>	<u>Percentage</u> <u>Change</u>
<u>Expenditures</u>			
General government	\$ 1,144,699	\$ 1,163,455	(1.61) %
Security of persons and property	2,267,774	2,171,694	4.42 %
Transportation	202,514	168,730	20.02 %
Community environment	27,909	42,961	(35.04) %
Leisure time activity	-	2,174	(100.00) %
Capital outlay	833,645	-	100.00 %
Debt service	<u>2,295</u>	<u>2,294</u>	0.04 %
 Total	 <u>\$ 4,478,836</u>	 <u>\$ 3,551,308</u>	 26.12 %

Total expenditures increased 26.12% from 2016. The increase in capital outlay is due to an increase in Ohio Department of Transportation expenditures.

Budgeting Highlights

The City's budget is prepared according to Ohio law and is based on accounting for certain transactions on a basis of cash receipts, disbursements, and encumbrances. The most significant budgeted fund is the general fund. From time to time during the year, the fund's budget may be amended as needs or conditions change.

CITY OF JACKSON, OHIO

**MANAGEMENT'S DISCUSSION AND ANALYSIS
FOR THE YEAR ENDED DECEMBER 31, 2017**

The City made several revisions to the original appropriations approved by City Council. Overall, these changes resulted in an increase from the original budget of \$74,882 excluding advances and transfers. The City's general fund actual revenues and other financing sources were \$343,563 greater than the final budgeted revenues and expenditures and other financing uses were \$270,181 less than appropriations due to conservative spending.

Proprietary Funds

The City's proprietary funds provide the same type of information found in the government-wide financial statements for business-type activities, except in more detail. The only difference between the amounts reported as business-type activities and the amounts reported in the proprietary fund statements are interfund eliminations between proprietary funds and internal balances due to governmental activities for internal service activities.

The water fund had operating revenues of \$2,514,358 and operating expenses of \$2,614,713 in 2017. The water fund also had non-operating expenses of \$34,695. The net decrease in net position for the water fund was \$135,050 or 2.44%.

The sewer fund had operating revenues of \$3,924,982 and operating expenses of \$3,963,613 in 2017. The sewer fund also had net non-operating expenses of \$88,649, non-operating revenue of \$28. The net decrease in net position for the sewer fund was \$127,252 or 1.02%.

The electric fund had operating revenues of \$22,211,645 and operating expenses of \$20,020,178 in 2017. The electric fund also had non-operating expenses of \$56,065 and transfers out of \$751,914. The net increase in net position for the electric fund was \$1,383,488 or 6.08%.

Capital Assets and Debt Administration

Capital Assets

At the end of 2017, the City had \$55,330,583 (net of accumulated depreciation) invested in land, art work and historical treasures, construction in progress, land improvements, buildings, equipment, vehicles, and infrastructure. Of this total, \$11,236,095 was reported in governmental activities and \$44,094,488 was reported in business-type activities.

The following table shows 2017 capital asset balances compared to 2016:

**Capital Assets at December 31
(Net of Depreciation)**

	<u>Governmental Activities</u>		<u>Business-Type Activities</u>		<u>Total</u>	
	<u>2017</u>	<u>2016</u>	<u>2017</u>	<u>Restated 2016</u>	<u>2017</u>	<u>2016</u>
Land	\$ 1,409,650	\$ 1,409,650	\$ 3,122,332	\$ 3,122,332	\$ 4,531,982	\$ 4,531,982
Art work and historical treasures	291,000	291,000	-	-	291,000	291,000
Land improvements	154,957	165,492	16,077	16,928	171,034	182,420
Buildings	1,401,803	1,447,262	566,565	588,634	1,968,368	2,035,896
Equipment	257,987	293,214	607,459	614,736	865,446	907,950
Infrastructure	4,637,686	4,855,600	39,173,199	33,216,935	43,810,885	38,072,535
Vehicles	1,065,580	959,010	444,577	398,152	1,510,157	1,357,162
Construction in progress	<u>2,017,432</u>	<u>7,223</u>	<u>164,279</u>	<u>5,952,346</u>	<u>2,181,711</u>	<u>5,959,569</u>
Totals	<u>\$ 11,236,095</u>	<u>\$ 9,428,451</u>	<u>\$ 44,094,488</u>	<u>\$ 43,910,063</u>	<u>\$ 55,330,583</u>	<u>\$ 53,338,514</u>

CITY OF JACKSON, OHIO

MANAGEMENT'S DISCUSSION AND ANALYSIS
FOR THE YEAR ENDED DECEMBER 31, 2017

The City's largest capital asset category is infrastructure which includes roads, water lines, and sewer lines. These items are immovable and of value only to the City, however, the annual cost of purchasing these items is quite significant. The net book value of the City's infrastructure (cost less accumulated depreciation) represents approximately 79.2% of the City's total capital assets. See Note 7 to the basic financial statements for additional capital asset detail.

Debt Administration

The City had the following long-term obligations outstanding at December 31, 2017 and 2016:

	Governmental Activities	
	2017	2016
Notes payable	\$ 106,673	\$ 118,795
Lease purchase agreements	438,103	482,825
Police and Fire Pension Liability	28,078	29,145
Total long-term obligations	\$ 572,854	\$ 630,765
	Business-type Activities	
	2017	2016
Bonds payable	\$ 2,405,681	\$ 2,821,879
Notes payable	156,327	190,955
AMP-Ohio stranded costs	137,805	637,805
Lease Purchase Agreement	84,483	111,659
OPWC loans	607,047	627,773
OWDA loans	8,785,344	8,958,991
Total long-term obligations	\$ 12,176,687	\$ 13,349,062

See Note 13 to the basic financial statements for detail on the City's long-term obligations.

Economic Conditions and Outlook

The City's administration considers the impact of various economic factors when establishing the 2018 budget. The continued challenges resulting from regional loss of employment, stagnant economic development, and the general national recession, have yielded significant influence on the objectives established in the 2018 budget. The primary objectives include continued improvement to constituent service delivery as well as long-term fiscal stability.

Despite the uncertainty surrounding the economy, the City continues to carefully monitor two primary sources of revenue—local property taxes and shared intergovernmental (state) revenue. In order to stabilize the impact of the fluctuations in these revenue sources, City Council continues to pursue economic development and job creation; maintain the community's reputation for high public safety standards; and adoption of a budget designed to promote long-term fiscal stability. Furthermore, the City's investment earnings, which were once a significant source of revenue for the City have drastically decreased over the past several years. With no expectation of interest rates increasing substantially in the near future, this will continue to remain an issue for the City.

CITY OF JACKSON, OHIO

MANAGEMENT'S DISCUSSION AND ANALYSIS FOR THE YEAR ENDED DECEMBER 31, 2017

The average unemployment rate for Jackson County in 2017 was 6.70% compared to the 4.90% State of Ohio average. The City Auditor anticipates the 2017 rate to continue through 2018 with the potential for it to increase during the year. In order to meet these challenges, further cost containment and/or revenue enhancement actions will be essential. With the continuation of conservative budgeting practices and constantly looking for ways to generate additional revenue, the City's financial position is anticipated to remain stable in future years.

Contacting the City's Financial Management

This financial report is designed to provide our citizens, taxpayers and investors and creditors with a general overview of the city's finances and to show the city's accountability for the money it receives. If you have questions about this report, please contact the City of Jackson's Auditor's Office by calling (740) 286-2423 or by writing the City Auditor at 145 Broadway Street, Jackson, Ohio 45640-1656.

This page intentionally left blank.

**CITY OF JACKSON
JACKSON COUNTY, OHIO**

STATEMENT OF NET POSITION
DECEMBER 31, 2017

	Governmental Activities	Business-type Activities	Total
Assets:			
Equity in pooled cash and cash equivalents . . .	\$ 5,024,713	\$ 16,545,016	\$ 21,569,729
Receivables:			
Real and other taxes	874,307	-	874,307
Accounts	61,491	2,638,943	2,700,434
Accrued interest	41,277	-	41,277
Due from other governments	275,689	767,801	1,043,490
Loans receivable	4,354	-	4,354
Materials and supplies inventory	62,476	938,732	1,001,208
Prepayments	173,757	152,651	326,408
Internal balance	482,419	(482,419)	-
Net pension asset	2,133	3,969	6,102
Restricted assets:			
Customer deposits	-	457,167	457,167
Investment in joint venture	-	213,335	213,335
Capital assets:			
Land, artwork and construction in progress	3,718,082	3,286,611	7,004,693
Depreciable capital assets, net	7,518,013	40,807,877	48,325,890
Total capital assets, net	<u>11,236,095</u>	<u>44,094,488</u>	<u>55,330,583</u>
Total assets	<u>18,238,711</u>	<u>65,329,683</u>	<u>83,568,394</u>
Deferred outflows of resources:			
Unamortized deferred charges on debt refunding	-	97,804	97,804
Pension - OPERS	962,484	1,796,016	2,758,500
Pension - OP&F	411,417	-	411,417
Total deferred outflows of resources	<u>1,373,901</u>	<u>1,893,820</u>	<u>3,267,721</u>
Liabilities:			
Accounts payable	52,046	1,568,524	1,620,570
Contracts payable	-	23,635	23,635
Accrued wages and benefits payable	40,436	42,796	83,232
Due to other governments	32,379	48,390	80,769
Accrued interest payable	4,316	9,432	13,748
Claims payable	-	25,663	25,663
Customer deposits payable	-	457,167	457,167
Long-term liabilities:			
Due within one year	257,943	1,483,775	1,741,718
Net pension liability	4,768,676	4,617,061	9,385,737
Due in more than one year	923,549	11,381,929	12,305,478
Total liabilities	<u>6,079,345</u>	<u>19,658,372</u>	<u>25,737,717</u>
Deferred inflows of resources:			
Property taxes levied for the next fiscal year	712,732	-	712,732
Pension - OPERS	16,282	52,504	68,786
Pension - OP&F	73,431	-	73,431
Total deferred inflows of resources	<u>802,445</u>	<u>52,504</u>	<u>854,949</u>
Net position:			
Net investment in capital assets	10,691,319	32,129,775	42,821,094
Restricted for:			
Community development	561,471	-	561,471
Youth arts program	518,731	-	518,731
Cemetery	405,100	-	405,100
Transportation projects	216,208	-	216,208
Public safety	251,007	-	251,007
Capital projects	2,654	-	2,654
Cemetery endowment:			
Nonexpendable	100,000	-	100,000
Expendable	294,937	-	294,937
Other purposes	136,100	-	136,100
Unrestricted (deficit)	<u>(446,705)</u>	<u>15,382,852</u>	<u>14,936,147</u>
Total net position	<u>\$ 12,730,822</u>	<u>\$ 47,512,627</u>	<u>\$ 60,243,449</u>

SEE ACCOMPANYING NOTES TO THE BASIC FINANCIAL STATEMENTS

**CITY OF JACKSON
JACKSON COUNTY, OHIO**

STATEMENT OF ACTIVITIES
FOR THE YEAR ENDED DECEMBER 31, 2017

	Expenses	Program Revenues		
		Charges for Services and Sales	Operating Grants and Contributions	Capital Grants and Contributions
Governmental activities:				
General government.	\$ 1,164,823	\$ 1,123,561	\$ 7,714	\$ -
Security of persons and property . . .	2,580,885	87,998	9,598	-
Public health and welfare	350,732	34,886	22,433	-
Transportation.	845,763	573,925	360,110	1,685,105
Community environment	366,450	3,763	240,633	-
Leisure time activity.	185,881	53,720	40,453	-
Interest and fiscal charges.	16,810	-	-	-
Total governmental activities	<u>5,511,344</u>	<u>1,877,853</u>	<u>680,941</u>	<u>1,685,105</u>
Business-type activities:				
Water.	2,668,525	2,488,381	-	-
Sewer.	4,071,379	3,899,885	-	-
Electric.	20,095,359	22,058,542	-	-
Other business-type activities:				
Garbage.	808,322	866,007	-	-
Railroad.	128,022	-	-	-
Total business-type activities	<u>27,771,607</u>	<u>29,312,815</u>	<u>-</u>	<u>-</u>
Total primary government	<u>\$ 33,282,951</u>	<u>\$ 31,190,668</u>	<u>\$ 680,941</u>	<u>\$ 1,685,105</u>

General revenues:

Property taxes levied for:	
General purposes	
Cemetery.	
Fire Protection.	
Other purposes.	
Grants and entitlements not restricted to specific programs	
Investment earnings	
Miscellaneous	
Total general revenues	
Transfers	
Total general revenues and transfers.	
Change in net position	
Net position at beginning of year (restated) . .	
Net position at end of year.	

SEE ACCOMPANYING NOTES TO THE BASIC FINANCIAL STATEMENTS

**Net (Expense) Revenue
and Changes in Net Position**

Governmental Activities	Business-type Activities	Total
\$ (33,548)	\$ -	\$ (33,548)
(2,483,289)	-	(2,483,289)
(293,413)	-	(293,413)
1,773,377	-	1,773,377
(122,054)	-	(122,054)
(91,708)	-	(91,708)
(16,810)	-	(16,810)
<u>(1,267,445)</u>	<u>-</u>	<u>(1,267,445)</u>
-	(180,144)	(180,144)
-	(171,494)	(171,494)
-	1,963,183	1,963,183
-	57,685	57,685
-	<u>(128,022)</u>	<u>(128,022)</u>
-	<u>1,541,208</u>	<u>1,541,208</u>
<u>(1,267,445)</u>	<u>1,541,208</u>	<u>273,763</u>
1,137,127	-	1,137,127
158,695	-	158,695
149,802	-	149,802
86,102	-	86,102
212,123	-	212,123
253,446	160	253,606
<u>139,084</u>	<u>225,621</u>	<u>364,705</u>
<u>2,136,379</u>	<u>225,781</u>	<u>2,362,160</u>
<u>751,914</u>	<u>(751,914)</u>	<u>-</u>
<u>2,888,293</u>	<u>(526,133)</u>	<u>2,362,160</u>
1,620,848	1,015,075	2,635,923
<u>11,109,974</u>	<u>46,497,552</u>	<u>57,607,526</u>
<u>\$ 12,730,822</u>	<u>\$ 47,512,627</u>	<u>\$ 60,243,449</u>

**CITY OF JACKSON
JACKSON COUNTY, OHIO**

BALANCE SHEET
GOVERNMENTAL FUNDS
DECEMBER 31, 2017

	<u>General</u>	<u>Other Governmental Funds</u>	<u>Total Governmental Funds</u>
Assets:			
Equity in pooled cash and cash equivalents . . .	\$ 1,726,931	\$ 3,297,782	\$ 5,024,713
Receivables:			
Real and other taxes	496,827	377,480	874,307
Accounts	37,544	23,947	61,491
Accrued interest	30,896	10,381	41,277
Due from other governments.	83,608	192,081	275,689
Loans receivable.	4,354	-	4,354
Materials and supplies inventory.	8,105	54,371	62,476
Prepayments	131,401	42,356	173,757
Total assets	<u>\$ 2,519,666</u>	<u>\$ 3,998,398</u>	<u>\$ 6,518,064</u>
Liabilities:			
Accounts payable.	\$ 45,849	\$ 6,197	\$ 52,046
Accrued wages and benefits payable	32,171	8,265	40,436
Compensated absences payable	35,499	-	35,499
Due to other governments	26,564	5,815	32,379
Total liabilities	<u>140,083</u>	<u>20,277</u>	<u>160,360</u>
Deferred inflows of resources:			
Property taxes levied for the next fiscal year. . .	386,290	326,442	712,732
Delinquent property tax revenue not available. . .	55,175	46,627	101,802
Miscellaneous revenue not available.	33,816	3,682	37,498
Intergovernmental revenue not available.	58,292	102,137	160,429
Total deferred inflows of resources	<u>533,573</u>	<u>478,888</u>	<u>1,012,461</u>
Fund balances:			
Nonspendable	183,590	196,727	380,317
Restricted.	-	2,663,349	2,663,349
Committed	-	639,157	639,157
Assigned	1,269,715	-	1,269,715
Unassigned.	392,705	-	392,705
Total fund balances.	<u>1,846,010</u>	<u>3,499,233</u>	<u>5,345,243</u>
Total liabilities, deferred inflows of resources and fund balances	<u>\$ 2,519,666</u>	<u>\$ 3,998,398</u>	<u>\$ 6,518,064</u>

SEE ACCOMPANYING NOTES TO THE BASIC FINANCIAL STATEMENTS

**CITY OF JACKSON
JACKSON COUNTY, OHIO**

RECONCILIATION OF TOTAL GOVERNMENTAL FUND BALANCES TO
NET POSITION OF GOVERNMENTAL ACTIVITIES
DECEMBER 31, 2017

Total governmental fund balances	\$	5,345,243
<i>Amounts reported for governmental activities on the statement of net position are different because:</i>		
The net pension asset is not available to pay for current period expenditures; therefore, the asset is not reported in the governmental funds.		2,133
Capital assets used in governmental activities are not financial resources and therefore are not reported in the funds.		11,236,095
Other long-term assets are not available to pay for current-period expenditures and therefore are deferred inflows in the funds.		
Real and other taxes receivable	\$ 101,802	
Accounts receivable	37,498	
Intergovernmental receivable	160,429	
Total	299,729	299,729
An internal service fund is used by management to charge the costs of insurance to individual funds. A portion of the internal service fund is owed to governmental activities on the statement of net position.		482,419
Accrued interest payable is not due and payable in the current period and therefore is not reported in the funds.		(4,316)
The net pension asset and net pension liability are not available to pay for current period expenditures and are not due and payable in the current period, respectively; therefore, the asset, liability and related deferred inflows/outflows are not reported in governmental funds.		
Deferred outflows	1,373,901	
Deferred inflows	(89,713)	
Net Pension Liability	(4,768,676)	
Total	(3,484,488)	(3,484,488)
Long-term liabilities, including bonds payable, are not due and payable in the current period and therefore are not reported in the funds.		
Compensated absences	(573,139)	
Police and fire pension liability	(28,078)	
Notes payable	(544,776)	
Total	(1,145,993)	(1,145,993)
Net position of governmental activities	\$	12,730,822

SEE ACCOMPANYING NOTES TO THE BASIC FINANCIAL STATEMENTS

**CITY OF JACKSON
JACKSON COUNTY, OHIO**

STATEMENT OF REVENUES, EXPENDITURES AND CHANGES IN FUND BALANCES
GOVERNMENTAL FUNDS
FOR THE YEAR ENDED DECEMBER 31, 2017

	General	Other Governmental Funds	Total Governmental Funds
Revenues:			
Real and other taxes.	\$ 1,142,361	\$ 402,075	\$ 1,544,436
Intergovernmental.	1,021,690	1,509,809	2,531,499
Charges for services.	1,581,228	94,919	1,676,147
Fines and forfeitures	62,608	12,448	75,056
Licenses and permits	91,069	-	91,069
Investment income.	253,446	38,560	292,006
Rental income	1,765	-	1,765
Contributions and donations.	103	26,657	26,760
Other	138,981	35,170	174,151
Total revenues	4,293,251	2,119,638	6,412,889
Expenditures:			
Current:			
General government	1,144,699	-	1,144,699
Security of persons and property	2,267,774	107,294	2,375,068
Public health and welfare.	-	328,667	328,667
Transportation	202,514	634,460	836,974
Community environment	27,909	338,541	366,450
Leisure time activity	-	179,770	179,770
Capital outlay	833,645	851,011	1,684,656
Debt service:			
Principal retirement.	1,067	56,844	57,911
Interest and fiscal charges	1,228	16,040	17,268
Total expenditures	4,478,836	2,512,627	6,991,463
Excess of expenditures over revenues.	(185,585)	(392,989)	(578,574)
Other financing sources (uses):			
Sale of capital assets.	-	2,180	2,180
Transfers in	751,914	401,705	1,153,619
Transfers (out).	(394,659)	(7,046)	(401,705)
Total other financing sources (uses)	357,255	396,839	754,094
Net change in fund balances	171,670	3,850	175,520
Fund balances at beginning of year	1,674,340	3,495,383	5,169,723
Fund balances at end of year	\$ 1,846,010	\$ 3,499,233	\$ 5,345,243

SEE ACCOMPANYING NOTES TO THE BASIC FINANCIAL STATEMENTS

**CITY OF JACKSON
JACKSON COUNTY, OHIO**

RECONCILIATION OF THE STATEMENT OF REVENUES, EXPENDITURES AND CHANGES
IN FUND BALANCES OF GOVERNMENTAL FUNDS TO THE STATEMENT OF ACTIVITIES
FOR THE YEAR ENDED DECEMBER 31, 2017

Net change in fund balances - total governmental funds	\$	175,520
 <i>Amounts reported for governmental activities in the statement of activities are different because:</i>		
Governmental funds report capital outlays as expenditures. However, in the statement of activities, the cost of those assets is allocated over their estimated useful lives as depreciation expense. This is the amount by which capital outlay exceeds depreciation expense in the current period.		
Capital asset additions	\$ 2,287,998	
Current year depreciation	(480,354)	
Total		1,807,644
 Revenues in the statement of activities that do not provide current financial resources are not reported as revenues in the funds.		
Real and other taxes	(12,710)	
Intergovernmental revenues	(57,399)	
Licenses and permits	33,816	
Other	3,682	
Total		(32,611)
 Repayment of principal is an expenditure in the governmental funds, but the repayment reduces long-term liabilities on the statement of net position.		
		57,911
 In the statement of activities, interest is accrued on outstanding notes, whereas in governmental funds, an interest expenditure is reported when due.		
		458
 Some expenses reported in the statement of activities, such as compensated absences, do not require the use of current financial resources and therefore are not reported as expenditures in governmental funds.		
		96,793
 Contractually required pension contributions are reported as expenditures in governmental funds; however, the statement of activities reports these amounts as deferred outflows.		
		359,537
 Except for amounts reported as deferred inflows/outflows, changes in the net pension liability are reported as pension expense in the statement of activities.		
		(801,923)
 The internal service fund used by management to charge the costs of insurance to individual funds is not reported in the government-wide statement of activities. Governmental fund expenditures and the related internal service fund revenues are eliminated. A portion of the net revenue of the internal service fund is allocated among the governmental activities.		
		(42,481)
Change in net position of governmental activities	\$	1,620,848

SEE ACCOMPANYING NOTES TO THE BASIC FINANCIAL STATEMENTS

**CITY OF JACKSON
JACKSON COUNTY, OHIO**

STATEMENT OF REVENUES, EXPENDITURES AND CHANGES IN
FUND BALANCE - BUDGET AND ACTUAL (NON-GAAP BUDGETARY BASIS)
GENERAL FUND
FOR THE YEAR ENDED DECEMBER 31, 2017

	<u>Budgeted Amounts</u>		<u>Actual</u>	<u>Variance with Final Budget Positive (Negative)</u>
	<u>Original</u>	<u>Final</u>		
Revenues:				
Real and other taxes.	\$ 1,050,500	\$ 1,046,860	\$ 1,095,762	\$ 48,902
Intergovernmental.	1,009,395	1,009,395	1,023,471	14,076
Charges for services.	2,070,222	1,399,465	1,581,228	181,763
Fines and forfeitures	50,000	50,000	59,018	9,018
Licenses and permits	89,400	88,449	91,069	2,620
Investment earnings.	160,000	160,000	220,700	60,700
Rental income	1,000	1,140	1,765	625
Contributions and donations.	-	63	103	40
Other.	32,000	153,338	179,157	25,819
Total revenues	<u>4,462,517</u>	<u>3,908,710</u>	<u>4,252,273</u>	<u>343,563</u>
Expenditures:				
Current:				
General government	1,294,167	1,319,999	1,154,853	165,146
Security of persons and property	2,343,975	2,355,475	2,276,675	78,800
Transportation	198,750	236,300	210,171	26,129
Capital outlay	833,645	833,645	833,645	-
Debt service:				
Principal retirement.	1,100	1,100	1,067	33
Interest and fiscal charges	1,300	1,300	1,227	73
Total expenditures	<u>4,672,937</u>	<u>4,747,819</u>	<u>4,477,638</u>	<u>270,181</u>
Excess (deficiency) of revenues over (under) expenditures.	<u>(210,420)</u>	<u>(839,109)</u>	<u>(225,365)</u>	<u>613,744</u>
Other financing sources (uses):				
Advances in	-	53,805	53,805	-
Transfers in	-	751,914	751,914	-
Transfers out.	<u>(360,000)</u>	<u>(394,659)</u>	<u>(394,659)</u>	<u>-</u>
Total other financing sources (uses).	<u>(360,000)</u>	<u>411,060</u>	<u>411,060</u>	<u>-</u>
Net change in fund balances	(570,420)	(428,049)	185,695	613,744
Fund balances at beginning of year	1,372,962	1,372,962	1,372,962	-
Prior year encumbrances appropriated . . .	28,035	28,035	28,035	-
Fund balance at end of year	<u>\$ 830,577</u>	<u>\$ 972,948</u>	<u>\$ 1,586,692</u>	<u>\$ 613,744</u>

SEE ACCOMPANYING NOTES TO THE BASIC FINANCIAL STATEMENTS

**CITY OF JACKSON
JACKSON COUNTY, OHIO**

STATEMENT OF NET POSITION
PROPRIETARY FUNDS
DECEMBER 31, 2017

	Business-type Activities - Enterprise Funds				Total	Internal Service Fund
	Water	Sewer	Electric	Nonmajor Enterprise Funds		
Assets:						
Current assets:						
Equity in pooled cash and cash equivalents . . .	\$ 1,706,461	\$ 3,677,085	\$ 9,488,748	\$ 574,050	\$ 15,446,344	\$ 1,098,672
Receivables:						
Accounts	232,573	309,422	2,025,530	71,418	2,638,943	-
Due from other governments	-	767,801	-	-	767,801	-
Materials and supplies inventory	86,520	76,905	772,425	2,882	938,732	-
Prepayments	41,118	47,149	48,569	15,815	152,651	-
Restricted assets:						
Customer deposits	71,627	67,759	297,891	19,890	457,167	-
Total restricted assets	71,627	67,759	297,891	19,890	457,167	-
Total current assets	2,138,299	4,946,121	12,633,163	684,055	20,401,638	1,098,672
Noncurrent assets:						
Investment in joint venture	-	-	213,335	-	213,335	-
Net pension asset	1,044	1,230	1,313	382	3,969	-
Capital assets:						
Land and construction in progress	1,238,656	58,320	345,367	1,644,268	3,286,611	-
Depreciable capital assets, net	4,508,491	17,340,524	15,842,719	3,116,143	40,807,877	-
Total capital assets, net	5,747,147	17,398,844	16,188,086	4,760,411	44,094,488	-
Total noncurrent assets	5,748,191	17,400,074	16,402,734	4,760,793	44,311,792	-
Total assets	7,886,490	22,346,195	29,035,897	5,444,848	64,713,430	1,098,672
Deferred outflows of resources:						
Unamortized deferred charges on debt refunding	23,159	-	74,645	-	97,804	-
Pension - OPERS	478,688	553,985	591,149	172,194	1,796,016	-
Total deferred outflows of resources	501,847	553,985	665,794	172,194	1,893,820	-
Total assets and deferred outflows of resources	8,388,337	22,900,180	29,701,691	5,617,042	66,607,250	1,098,672
Liabilities:						
Current liabilities:						
Accounts payable	27,342	104,307	1,434,145	2,730	1,568,524	-
Contracts payable	-	-	23,635	-	23,635	-
Accrued wages and benefits payable	11,610	12,866	14,753	3,567	42,796	-
Due to other governments	13,309	14,523	17,464	3,094	48,390	-
Accrued interest payable	2,164	-	7,268	-	9,432	-
Compensated absences payable - current	26,341	92,153	67,274	5,557	191,325	-
OWDA loans payable	69,015	572,407	-	-	641,422	-
OPWC loans payable	-	20,932	-	-	20,932	-
Notes payable	11,267	23,361	-	-	34,628	-
AMP-Ohio stranded cost payable - current	-	-	137,805	-	137,805	-
Claims payable	-	-	-	-	-	25,663
Capital lease obligations payable	-	-	-	27,663	27,663	-
Payables from restricted assets:						
Revenue bonds payable	220,000	-	210,000	-	430,000	-
Customer deposits payable	71,627	67,759	297,891	19,890	457,167	-
Total current liabilities	452,675	908,308	2,210,235	62,501	3,633,719	25,663
Long-term liabilities:						
Compensated absences payable	61,076	157,299	261,319	17,998	497,692	-
Revenue bonds payable	405,681	-	1,570,000	-	1,975,681	-
OWDA loans payable	793,670	7,350,252	-	-	8,143,922	-
OPWC loans payable	-	586,115	-	-	586,115	-
Notes payable	56,692	65,007	-	-	121,699	-
Capital lease payable	-	-	-	56,820	56,820	-
Net pension liability	1,214,000	1,431,107	1,527,096	444,858	4,617,061	-
Total long-term liabilities	2,531,119	9,589,780	3,358,415	519,676	15,998,990	-
Total liabilities	2,983,794	10,498,088	5,568,650	582,177	19,632,709	25,663
Deferred inflows of resources:						
Pension - OPERS	7,961	29,433	10,020	5,090	52,504	-
Total deferred inflows of resources	7,961	29,433	10,020	5,090	52,504	-
Total liabilities and deferred inflows of resources	2,991,755	10,527,521	5,578,670	587,267	19,685,213	25,663
Net position:						
Net investment in capital assets	4,213,981	8,780,770	14,459,096	4,675,928	32,129,775	-
Unrestricted	1,182,601	3,591,889	9,663,925	353,847	14,792,262	1,073,009
Total net position	\$ 5,396,582	\$ 12,372,659	\$ 24,123,021	\$ 5,029,775	46,922,037	\$ 1,073,009

Some amounts reported for business-type activities in the statement of net position are different because internal service fund assets and liabilities are included with business-type activities:

Net position of the internal service amount	1,073,009
Amount owed to governmental activities	(482,419)
Net position of business-type activities	<u>\$ 47,512,627</u>

SEE ACCOMPANYING NOTES TO THE BASIC FINANCIAL STATEMENTS

**CITY OF JACKSON
JACKSON COUNTY, OHIO**

STATEMENT OF REVENUES, EXPENSES AND
CHANGES IN NET POSITION
PROPRIETARY FUNDS
FOR THE YEAR ENDED DECEMBER 31, 2017

	Business-type Activities - Enterprise Funds					Internal Service Fund
	Water	Sewer	Electric	Nonmajor Enterprise Funds	Total	
Operating revenues:						
Charges for services	\$ 2,488,381	\$ 3,899,885	\$ 22,058,542	\$ 866,007	\$ 29,312,815	\$ -
Other operating revenues	25,977	25,097	153,103	21,444	225,621	170,790
Total operating revenues.	<u>2,514,358</u>	<u>3,924,982</u>	<u>22,211,645</u>	<u>887,451</u>	<u>29,538,436</u>	<u>170,790</u>
Operating expenses:						
Personal services	758,872	900,085	1,045,561	266,919	2,971,437	-
Fringe benefits.	528,679	591,730	658,585	207,788	1,986,782	276,993
Contract services.	729,656	384,985	16,845,537	163,348	18,123,526	-
Materials and supplies.	139,889	294,858	310,919	33,915	779,581	-
Utilities	152,540	514,271	12,445	3,439	682,695	-
Depreciation.	280,721	802,403	413,690	186,561	1,683,375	-
Other	24,356	475,281	733,441	66,003	1,299,081	-
Total operating expenses.	<u>2,614,713</u>	<u>3,963,613</u>	<u>20,020,178</u>	<u>927,973</u>	<u>27,526,477</u>	<u>276,993</u>
Operating income (loss)	<u>(100,355)</u>	<u>(38,631)</u>	<u>2,191,467</u>	<u>(40,522)</u>	<u>2,011,959</u>	<u>(106,203)</u>
Nonoperating revenues (expenses):						
Interest and fiscal charges	(34,695)	(88,649)	(56,065)	(1,999)	(181,408)	-
Interest income.	-	28	-	132	160	-
Total nonoperating expenses.	<u>(34,695)</u>	<u>(88,621)</u>	<u>(56,065)</u>	<u>(1,867)</u>	<u>(181,248)</u>	<u>-</u>
Income (loss) before transfers.	(135,050)	(127,252)	2,135,402	(42,389)	1,830,711	(106,203)
Transfer out	-	-	(751,914)	-	(751,914)	-
Change in net position	(135,050)	(127,252)	1,383,488	(42,389)	1,078,797	(106,203)
Net position at beginning of year (restated) . .	<u>5,531,632</u>	<u>12,499,911</u>	<u>22,739,533</u>	<u>5,072,164</u>		<u>1,179,212</u>
Net position at end of year	<u>\$ 5,396,582</u>	<u>\$ 12,372,659</u>	<u>\$ 24,123,021</u>	<u>\$ 5,029,775</u>		<u>\$ 1,073,009</u>
Some amounts reported for business-type activities in the statement of net position are different because the net revenue of the internal service fund is reported with business-type activities.					<u>(63,722)</u>	
Change in net position of business-type activities.					<u>\$ 1,015,075</u>	

SEE ACCOMPANYING NOTES TO THE BASIC FINANCIAL STATEMENTS

**CITY OF JACKSON
JACKSON COUNTY, OHIO**

STATEMENT OF CASH FLOWS
PROPRIETARY FUNDS
FOR THE YEAR ENDED DECEMBER 31, 2017

	Business-type Activities - Enterprise Funds					Internal Service Fund
	Water	Sewer	Electric	Nonmajor Enterprise Funds	Total	
Cash flows from operating activities:						
Cash received from customers	\$ 2,508,146	\$ 4,045,245	\$ 21,981,390	\$ 870,035	\$ 29,404,816	\$ -
Cash received from other operations	25,977	25,097	156,100	23,241	230,415	170,790
Cash payments for employee services and benefits	(1,162,165)	(1,314,805)	(1,527,313)	(417,115)	(4,421,398)	-
Cash payments for goods and services	(1,008,765)	(1,140,480)	(17,016,681)	(211,584)	(19,377,510)	-
Cash payments for claims	-	-	-	-	-	(282,682)
Cash payments for other expenses	(24,356)	(475,281)	(733,441)	(66,003)	(1,299,081)	-
Net cash provided by (used in) operating activities	<u>338,837</u>	<u>1,139,776</u>	<u>2,860,055</u>	<u>198,574</u>	<u>4,537,242</u>	<u>(111,892)</u>
Cash flows from noncapital financing activities:						
Cash used in transfers out	-	-	(751,914)	-	(751,914)	-
Net cash used in noncapital financing activities	<u>-</u>	<u>-</u>	<u>(751,914)</u>	<u>-</u>	<u>(751,914)</u>	<u>-</u>
Cash flows from capital and related financing activities:						
Capital contributions	-	1,178,854	-	-	1,178,854	-
Acquisition of capital assets	(44,576)	(1,379,714)	(408,411)	(140,467)	(1,973,168)	-
Payment for stranded costs	-	-	(500,000)	-	(500,000)	-
Principal retirement on OPWC loans	-	(20,726)	-	-	(20,726)	-
Principal retirement on OWDA loans	(69,014)	(568,418)	-	-	(637,432)	-
Principal retirement on notes	(11,267)	(23,361)	-	-	(34,628)	-
Principal retirement on general obligation bonds	(215,000)	-	-	-	(215,000)	-
Principal retirement on revenue bonds	-	-	(200,000)	-	(200,000)	-
Principal retirement on capital leases	-	-	-	(27,176)	(27,176)	-
Interest and fiscal charges	(33,964)	(88,649)	(48,510)	(1,999)	(173,122)	-
Net cash provided by (used in) capital and related financing activities	<u>(373,821)</u>	<u>(902,014)</u>	<u>(1,156,921)</u>	<u>(169,642)</u>	<u>(2,602,398)</u>	<u>-</u>
Cash flows from investing activities:						
Interest received	-	28	-	132	160	-
Net cash provided by investing activities	<u>-</u>	<u>28</u>	<u>-</u>	<u>132</u>	<u>160</u>	<u>-</u>
Net increase (decrease) in cash and cash equivalents	(34,984)	237,790	951,220	29,064	1,183,090	(111,892)
Cash and cash equivalents at beginning of year	<u>1,813,072</u>	<u>3,507,054</u>	<u>8,835,419</u>	<u>564,876</u>	<u>14,720,421</u>	<u>1,210,564</u>
Cash and cash equivalents at end of year	<u>\$ 1,778,088</u>	<u>\$ 3,744,844</u>	<u>\$ 9,786,639</u>	<u>\$ 593,940</u>	<u>\$ 15,903,511</u>	<u>\$ 1,098,672</u>

-- Continued

**CITY OF JACKSON
JACKSON COUNTY, OHIO**

STATEMENT OF CASH FLOWS
PROPRIETARY FUNDS (CONTINUED)
FOR THE YEAR ENDED DECEMBER 31, 2017

	Business-type Activities - Enterprise Funds					Internal Service Funds
	Water	Sewer	Electric	Nonmajor Enterprise Funds	Total	
Reconciliation of operating income (loss) to net cash provided by (used in) operating activities:						
Operating income (loss)	\$ (100,355)	\$ (38,631)	\$ 2,191,467	\$ (40,522)	\$ 2,011,959	\$ (106,203)
Adjustments:						
Depreciation.	280,721	802,403	413,690	186,561	1,683,375	-
Changes in assets, deferred inflows, liabilities and deferred outflows:						
Decrease (increase) in materials and supplies inventory	(5,318)	(31,414)	28,556	1,241	(6,935)	-
Increase in prepayments.	(10,480)	(9,869)	(11,966)	(2,872)	(35,187)	-
Decrease (increase) in accounts receivable.	19,319	145,292	(76,365)	6,440	94,686	-
Increase in net pension asset.	(91)	(42)	(91)	(21)	(245)	-
Increase in deferred outflows - pension	(127,442)	(115,858)	(140,534)	(39,206)	(423,040)	-
Increase (decrease) in contracts payable.	14,500	(3,189)	-	-	11,311	-
Increase (decrease) in accounts payable.	5,221	88,378	123,811	(11,770)	205,640	-
Increase (decrease) in accrued wages and benefits.	(163)	(631)	1,033	(205)	34	-
Increase in intergovernmental payable.	5,330	4,971	7,869	211	18,381	-
Increase (decrease) in compensated absences payable.	(38,003)	(6,185)	(27,732)	286	(71,634)	-
Increase (decrease) in customer deposits payable.	446	68	2,210	(615)	2,109	-
Increase (decrease) deferred inflows - pension	306,571	5,260	(14,842)	(2,248)	294,741	-
Increase (decrease) in net pension liability.	(11,419)	299,223	362,949	101,294	752,047	-
Decrease in claims payable.	-	-	-	-	-	(5,689)
Net cash provided by (used in) operating activities	<u>\$ 338,837</u>	<u>\$ 1,139,776</u>	<u>\$ 2,860,055</u>	<u>\$ 198,574</u>	<u>\$ 4,537,242</u>	<u>\$ (111,892)</u>

Non-cash transactions

During 2016, the Water, Sewer and Electric funds purchased \$14,500, \$94,808, and \$22,884, respectively in capital assets on account.
During 2017, the Sewer and Electric funds purchased \$3,189 and \$23,635, respectively in capital assets on account.

During 2017, the Sewer fund received \$1,482,870 in capital grants, which were recognized as receivables in 2016.
Receivables in the amount of \$767,801 have been recorded for capital grants in 2017 for the Sewer fund.

SEE ACCOMPANYING NOTES TO THE BASIC FINANCIAL STATEMENTS

**CITY OF JACKSON
JACKSON COUNTY, OHIO**

STATEMENT OF FIDUCIARY ASSETS AND LIABILITIES
AGENCY FUNDS
DECEMBER 31, 2017

	Agency
Assets:	
Current assets:	
Equity in pooled cash and cash equivalents	\$ 14,705
Total assets	\$ 14,705
Liabilities:	
Due to others.	\$ 14,705
Total liabilities	\$ 14,705

SEE ACCOMPANYING NOTES TO THE BASIC FINANCIAL STATEMENTS

This page intentionally left blank.

CITY OF JACKSON, OHIO

NOTES TO THE BASIC FINANCIAL STATEMENTS FOR THE YEAR ENDED DECEMBER 31, 2017

NOTE 1 - REPORTING ENTITY

The City of Jackson (the "City") is a body politic and corporate established for the purpose of exercising the rights and privileges conveyed to it by the Constitution and laws of the State of Ohio. The City is operated under a statutory form of government and is a municipal corporation under the laws of the State of Ohio. The City operates under a Mayor/Council form of government. The City serves as the County Seat.

The Mayor, Auditor, and Treasurer, all with four year terms, and a seven member Council, plus a Council President, with two year terms, are elected. Department directors and public members of various boards and commissions are appointed by the Mayor.

The financial reporting entity is composed of the primary government, component units, and other organizations that are included to ensure that the financial statements of the City are not misleading.

The primary government consists of all funds and departments that are not legally separate from the City. Services provided by the primary government include police and fire protection, cemetery services, street maintenance and repairs, community and economic development, parks and recreation, and water, sewer, garbage, and electrical services. The City also maintains a rail spur. A staff provides support (i.e., payroll processing, accounts payable, revenue collection) to the service providers. The operation and control of these activities is provided by the City Council through the budgetary process and by the City Mayor and City Auditor through administrative and managerial requirements and procedures, and all are included as part of the reporting entity.

Component units are legally separate organizations for which the City is financially accountable. The City is financially accountable for an organization if the City appoints a voting majority of the organization's governing board and (1) the City is able to significantly influence the programs or services performed or provided by the organization; or (2) the City is legally entitled to or can otherwise access the organization's resources; the City is legally obligated or has otherwise assumed the responsibility to finance the deficits of, or provide financial support to, the organization; or the City is obligated for the debt of the organization. Component units also include organizations that are fiscally dependent on the City in that the City approves the budget, the issuance of debt, or the levying of taxes. No potential component units met these criteria.

The City's Electric Utility Enterprise Fund has entered into an ongoing joint venture agreement called the Ohio Municipal Electric Generation Agency Joint Venture (OMEGA JV5), with 41 other Ohio municipalities for the construction, installation, and operation of a 42 megawatt hydroelectric generator and related facilities at the Belleville locks and dam on the Ohio River. Additional information concerning this joint venture is presented in Note 16.

The City is also associated with a purchasing pool, the Ohio Rural Water Association (ORWA) Workers' Compensation Group Rating Program.

CITY OF JACKSON, OHIO

NOTES TO THE BASIC FINANCIAL STATEMENTS FOR THE YEAR ENDED DECEMBER 31, 2017

NOTE 2 - SUMMARY OF SIGNIFICANT ACCOUNTING POLICIES

The financial statements of the City of Jackson have been prepared in conformity with accounting principles generally accepted in the United States of America (GAAP) as applied to local governmental units. The Governmental Accounting Standards Board (GASB) is the accepted standard-setting body for establishing governmental accounting and financial principles. The more significant of the City's accounting policies are described below.

A. Basis of Presentation

The City's basic financial statements consist of government-wide statements, including a statement of net position and a statement of activities, and fund financial statements which provide a more detailed level of financial information.

Government-wide Financial Statements - The statement of net position and the statement of activities display information about the City as a whole. These statements include the financial activities of the primary government, except for fiduciary funds. The activities of the internal service fund are eliminated to avoid "doubling up" revenues and expenses. The statements distinguish between those activities of the City that are governmental and those that are considered business-type activities.

The statement of net position presents the financial condition of the governmental and business-type activities of the City. The statement of activities presents a comparison between direct expenses and program revenues for each program or function of the City's governmental activities and for the business-type activities of the City. Direct expenses are those that are specifically associated with a service, program or department and therefore clearly identifiable to a particular function. Program revenues include charges paid by the recipient of the goods or services offered by the program, grants and contributions that are restricted to meeting the operational or capital requirements of a particular program, and interest earned on grants that is required to be used to support a particular program. Revenues which are not classified as program revenues are presented as general revenues of the City, with certain limited exceptions. The comparison of direct expenses with program revenues identifies the extent to which each business segment or governmental function is self-financing or draws from the general revenues of the City.

Fund Financial Statements - During the year, the City segregates transactions related to certain City functions or activities in separate funds in order to aid financial management and to demonstrate legal compliance. Fund financial statements are designed to present financial information of the City at this more detailed level. The focus of governmental and enterprise fund financial statements is on major funds. Each major fund is presented in a separate column. Nonmajor funds are aggregated and presented in a single column. The internal service fund is presented in a single column on the face of the proprietary fund statements. Fiduciary funds are reported by type.

CITY OF JACKSON, OHIO

NOTES TO THE BASIC FINANCIAL STATEMENTS
FOR THE YEAR ENDED DECEMBER 31, 2017

NOTE 2 - SUMMARY OF SIGNIFICANT ACCOUNTING POLICIES - (Continued)

B. Fund Accounting

The City uses funds to maintain its financial records during the year. A fund is defined as a fiscal and accounting entity with a self-balancing set of accounts. There are three categories of funds: governmental, proprietary, and fiduciary.

Governmental Funds - Governmental funds are those through which most governmental functions of the City are financed. Governmental fund reporting focuses on the sources, uses, and balances of current financial resources. Expendable assets are assigned to the various governmental funds according to the purposes for which they may or must be used. Current liabilities are assigned to the fund from which they will be paid. The difference between governmental fund assets, deferred outflows and liabilities and deferred inflows is reported as fund balance. The City reports the following major governmental fund:

General fund - The general fund is used to account for and report all financial resources not accounted for and reported in another fund. The general fund balance is available for any purpose provided it is expended or transferred according to the general laws of Ohio.

Other governmental funds of the City are used to account for (a) financial resources that are restricted, committed, or assigned to expenditures for capital outlays including the acquisition or construction of capital facilities and other capital assets and (b) specific revenue sources that are restricted or committed to an expenditure for specified purposes other than capital projects.

Proprietary Funds - Proprietary fund reporting focuses on the determination of operating income, changes in net position, financial position, and cash flows. Proprietary funds are classified as either enterprise or internal service. The City reports the following proprietary funds:

Enterprise Funds - Enterprise funds may be used to account for any activity for which a fee is charged to external users for goods or services. The City reports the following major enterprise funds:

Water Fund -To account for water services provided to individuals and commercial users. The costs of providing these services are financed primarily through user charges.

Sewer Fund -To account for sanitary sewer services provided to individuals and commercial users. The costs of providing these services are financed primarily through user charges.

Electric Fund -To account for electric services provided to individuals and commercial users. The costs of providing these services are financed primarily through user charges.

The other enterprise funds of the City account for other fee-based services provided by the City and grants, including garbage pickup and railroad activities.

Internal Service Fund - Internal service funds are used to account for the financing of services provided by one department or agency to other departments or agencies of the City on a cost-reimbursement basis. The internal service fund is used to account for the reimbursement to employees for deductibles on their health insurance.

CITY OF JACKSON, OHIO

NOTES TO THE BASIC FINANCIAL STATEMENTS FOR THE YEAR ENDED DECEMBER 31, 2017

NOTE 2 - SUMMARY OF SIGNIFICANT ACCOUNTING POLICIES - (Continued)

Fiduciary Funds - Fiduciary fund reporting focuses on net position and changes in net position. The fiduciary fund category is split into four classifications: pension trust funds, investment trust funds, private-purpose trust funds, and agency funds. Trust funds are used to account for assets held by the City under a trust agreement for individuals, private organizations, or other governments and are therefore not available to support the City's own programs. Agency funds are custodial in nature (assets equal liabilities) and do not involve measurement of results of operations.

The City's fiduciary funds are classified as agency funds. The agency funds account for insurance company proceeds to pay for the removal of unsafe structures due to fire and refundable bonds for street excavation.

C. Measurement Focus

Government-wide Financial Statements - The government-wide financial statements are prepared using the economic resources measurement focus. All assets, deferred outflows of resources and all liabilities and deferred inflows of resources associated with the operation of the City are included on the statement of net position. The statement of activities presents increases (e.g. revenues) and decreases (e.g. expenses) in total net position.

Fund Financial Statements - All governmental funds are accounted for using a flow of current financial resources measurement focus. With this measurement focus, only current assets, deferred outflows of resources and current liabilities and deferred inflows of resources generally are included on the balance sheet. The statement of revenues, expenditures and changes in fund balances reports on the sources (i.e., revenues and other financing sources) and uses (i.e., expenditures and other financing uses) of current financial resources. This approach differs from the manner in which the governmental activities of the government-wide financial statements are prepared. Governmental fund financial statements therefore include a reconciliation with brief explanations to better identify the relationship between the government-wide statements and the statements for governmental funds.

Like the government-wide statements, all proprietary fund types are accounted for on a flow of economic resources measurement focus. All assets and deferred outflows of resources and all liabilities and deferred inflows of resources associated with the operation of these funds are included on the statement of net position. The statement of changes in revenues, expenses, and changes in fund net position presents increases (i.e., revenues) and decreases (i.e., expenses) in net total position. The statement of cash flows provides information about how the City finances and meets the cash flow needs of its proprietary activities.

D. Basis of Accounting

Basis of accounting determines when transactions are recorded in the financial records and reported on the financial statements. Government-wide financial statements are prepared using the accrual basis of accounting. Proprietary and fiduciary funds also use the accrual basis of accounting. Governmental funds use the modified accrual basis of accounting. Differences in the accrual and the modified accrual basis of accounting arise in the recognition of revenue, the recording of deferred inflows of resources, and in the presentation of expenses versus expenditures.

CITY OF JACKSON, OHIO

NOTES TO THE BASIC FINANCIAL STATEMENTS
FOR THE YEAR ENDED DECEMBER 31, 2017

NOTE 2 - SUMMARY OF SIGNIFICANT ACCOUNTING POLICIES - (Continued)

Revenues - Exchange and Non-exchange Transactions - Revenue resulting from exchange transactions, in which each party gives and receives essentially equal value, is recorded on the accrual basis when the exchange takes place. On a modified accrual basis, revenue is recorded in the year in which the resources are measurable and become available. Available means that the resources will be collected within the current year or are expected to be collected soon enough thereafter to be used to pay liabilities of the current year. For the City, available means expected to be received within sixty-days of year-end.

The non-exchange transactions, in which the City receives value without directly giving equal value in return, includes property taxes, grants, entitlements, and donations. Revenue from property taxes is recognized in the year in which the taxes are levied. Revenues from grants and entitlements are recognized in the year eligibility requirements have been satisfied. Eligibility requirements include timing requirements, which specify the year when the resources are required to be used or the year when use is first permitted, matching requirements, in which the City must provide local resources to be used for a specified purpose, and expenditure requirements in which the resources are provided to the City on a reimbursable basis. On a modified accrual basis, revenue from nonexchange transactions must also be available before it can be recognized.

Under the modified accrual basis, the following revenue resources are considered to be both measurable and available at year end: interest, federal and state grants, state-levied locally shared taxes (including motor vehicle registration fees and gasoline taxes), and fees and rentals.

Deferred Outflows of Resources and Deferred Inflows of Resources - In addition to assets, the government-wide statement of net position will report a separate section for deferred outflows of resources. Deferred outflows of resources, represents a consumption of net position that applies to a future period and will not be recognized as an outflow of resources (expense/expenditure) until then. For the City, see Note 8 for deferred outflows of resources related the City's net pension liability. In addition, deferred outflows of resources include a deferred charge on debt refunding. A deferred charge on refunding results from the difference in the carrying value of refunded debt and its reacquisition price. This amount is deferred and amortized over the shorter of the life of the refunded or refunding debt.

In addition to liabilities, both the government-wide statement of net position and the governmental fund financial statements report a separate section for deferred inflows of resources. Deferred inflows of resources represent an acquisition of net position that applies to a future period and will not be recognized as an inflow of resources (revenue) until that time. For the City, deferred inflows of resources include property taxes, payments in lieu of taxes and unavailable revenue. Property taxes and payments in lieu of taxes represent amounts for which there is an enforceable legal claim as of December 31, 2017, but which were levied to finance 2018 operations. These amounts have been recorded as a deferred inflow of resources on both the government-wide statement of net position and the governmental fund financial statements. Unavailable revenue is reported only on the governmental funds balance sheet, and represents receivables which will not be collected within the available period. For the City, unavailable revenue includes, but is not limited to, delinquent property taxes and intergovernmental grants. These amounts are deferred and recognized as an inflow of resources in the period the amounts become available.

CITY OF JACKSON, OHIO

**NOTES TO THE BASIC FINANCIAL STATEMENTS
FOR THE YEAR ENDED DECEMBER 31, 2017**

NOTE 2 - SUMMARY OF SIGNIFICANT ACCOUNTING POLICIES - (Continued)

For the City, see Note 8 for deferred inflows of resources related to the City's net pension liability. This deferred inflow of resources is only reported on the government-wide statement of net position.

Expenses/Expenditures - On the accrual basis of accounting, expenses are recognized at the time they are incurred.

The measurement focus of governmental fund accounting is on decreases in net financial resources (expenditures) rather than expenses. Expenditures are generally recognized in the accounting period in which the related fund liability is incurred, if measurable. Allocations of cost, such as depreciation and amortization, are not recognized in governmental funds.

E. Budgetary Process

All funds, other than the agency funds, are legally required to be budgeted and appropriated. The major documents prepared are the tax budget, the certificate of estimated resources, and the appropriations resolution, all of which are prepared on the budgetary basis of accounting. The tax budget demonstrates a need for existing or increased tax rates.

The certificate of estimated resources establishes a limit on the amount the City Council may appropriate. The appropriations resolution is the City Council's authorization to spend resources and sets annual limits on the expenditures plus encumbrances at the level of control selected by the City Council. The legal level of budgetary control is at the object level within each department. Any budgetary modifications at this level may only be made by resolution of the City Council.

The certificate of estimated resources may be amended during the year if projected increases or decreases in revenue are identified by the city auditor. The amounts reported as the original budgeted amounts on the budgetary statements reflect the amounts on the certificate of estimated resources when the original appropriations were adopted. The amounts reported as the final budgeted amounts on the budgetary statements reflect the amounts on the amended certificate of estimated resources in effect at the time final appropriations were adopted by City Council.

The appropriation resolution is subject to amendment throughout the year with the restriction that appropriations cannot exceed estimated resources. The amounts reported as the original budgeted amounts in the budgetary statements reflect the first appropriation resolution for the fund that covered the entire year, including amounts automatically carried forward from prior years. The amounts reported as the final budgeted amounts represent the final budgeted amounts represent the final appropriation amounts passed by City Council during the year.

F. Cash and Cash Equivalents

To improve cash management, cash received by the City is pooled. Monies for all funds are maintained in this pool. Individual fund integrity is maintained through the City's records. Interest in the pool is presented as "equity in pooled cash and cash equivalents."

CITY OF JACKSON, OHIO

NOTES TO THE BASIC FINANCIAL STATEMENTS FOR THE YEAR ENDED DECEMBER 31, 2017

NOTE 2 - SUMMARY OF SIGNIFICANT ACCOUNTING POLICIES - (Continued)

During 2017, the City invested in STAR Ohio and non-negotiable certificates of deposit. STAR Ohio (the State Treasury Asset Reserve of Ohio), is an investment pool managed by the State Treasurer's Office which allows governments within the State to pool their funds for investment purposes. STAR Ohio is not registered with the SEC as an investment company, but has adopted Governmental Accounting Standards Board (GASB), Statement No. 79, "Certain External Investment Pools and Pool Participants." The City measures its investment in STAR Ohio at the net asset value (NAV) per share provided by STAR Ohio. The NAV per share is calculated on an amortized cost basis that provides an NAV per share that approximates fair value.

For 2017, there were no limitations or restrictions on any participant withdrawals due to redemption notice periods, liquidity fees, or redemption gates. However, notice must be given 24 hours in advance of all deposits and withdrawals exceeding \$25 million. STAR Ohio reserves the right to limit the transaction to \$50 million, requiring the excess amount to be transacted the following business day(s), but only to the \$50 million limit. All accounts of the participant will be combined for these purposes.

Nonparticipating investment contracts such as non-negotiable certificates of deposit are reported at cost.

Provisions of the Ohio Revised Code restrict investment procedures. During 2017, interest was distributed to the general fund, certain special revenue funds, capital projects funds, and the permanent fund. Interest revenue credited to the general fund during 2017 amounted to \$253,446, of which \$231,586 was assigned from other City funds.

Investments with an original maturity of three months or less at the time of purchase and investments of the cash management pool are presented on the financial statements as cash equivalents. Investments with an initial maturity of more than three months not purchased from the pool are reported as investments.

G. Receivables and Payables

Receivables and payables to be recorded on the City's financial statements are recorded to the extent that the amounts are determined material and substantiated not only by supporting documentation, but also by a reasonable, systematic method of determining their existence, completeness, valuation, and, in the case of receivables, collectability.

H. Inventory of Supplies

Inventories represent supplies held for consumption, are presented at cost on a first-in, first-out basis and are expended/expensed when used.

I. Prepaid Items

Payments made to vendors for services that will benefit periods beyond December 31, 2017, are recorded as prepaid items using the consumption method recording a current asset for the prepaid amount and reflecting the expenditure/expense in the year in which services are consumed.

CITY OF JACKSON, OHIO

NOTES TO THE BASIC FINANCIAL STATEMENTS
FOR THE YEAR ENDED DECEMBER 31, 2017

NOTE 2 - SUMMARY OF SIGNIFICANT ACCOUNTING POLICIES - (Continued)

J. Restricted Assets

Assets are reported as restricted when limitations on their use change the nature or normal understanding of the availability of the asset. Such constraints are either externally imposed by creditors, contributors, grantors, or laws of other governments, or are imposed by law through constitutional provisions or enabling legislation.

Restricted assets of the City include cash held for customer deposits.

K. Capital Assets and Depreciation

General capital assets are those assets not specifically related to activities reported in the proprietary funds. These assets generally result from expenditures in the governmental funds. These assets are reported in the governmental activities columns of the government-wide statement of net position, but are not reported in the fund financial statements. Capital assets utilized by the enterprise funds are reported both in the business-type activities column of the government-wide statement of net position and in the fund.

All capital assets are capitalized at cost (or estimated historical cost) and updated for additions and retirements during the year. The City was able to estimate the historical cost for the initial reporting of infrastructure by back trending (i.e., estimating current replacement cost of the infrastructure to be capitalized and using an appropriate price-level index to deflate the cost to the acquisition year or estimated acquisition year). Donated capital assets are recorded at their acquisition values. Improvements are capitalized; the costs of normal maintenance and repairs that do not add to the value of the asset or materially extend an asset's life are not capitalized. The City's capitalization threshold is \$5,000.

All reported capital assets are depreciated except for land, artwork and historical treasures and construction in progress. Improvements are depreciated over the remaining useful life of the related capital assets. Useful lives for infrastructure were estimated based on the City's historical records of necessary improvements and replacement. Depreciation is computed using the straight-line method over the following useful lives:

Description	Governmental Activities Estimated Lives	Business-Type Activities Estimated Lives
Land Improvements	25-50 years	25-50 years
Buildings	25-50 years	25-50 years
Equipment	5-20 years	5-20 years
Infrastructure	25-60 years	25-60 years
Vehicles	5-12 years	5-12 years

The City's infrastructure consists of streets, curbs and gutters, traffic lights, water, sewer, and storm water lines and only includes infrastructure acquired after December 31, 1980.

CITY OF JACKSON, OHIO

**NOTES TO THE BASIC FINANCIAL STATEMENTS
FOR THE YEAR ENDED DECEMBER 31, 2017**

NOTE 2 - SUMMARY OF SIGNIFICANT ACCOUNTING POLICIES - (Continued)

L. Interfund Balances

On fund financial statements, receivables and payables resulting from short-term interfund loans or interfund services provided and used are classified as “interfund receivables/payables.” These amounts are eliminated in the governmental and business-type activities columns of the statement of net position, except for any net residual amounts due between governmental and business-type activities, which are presented as internal balances.

M. Compensated Absences

Vacation benefits are accrued as a liability as the benefits are earned if the employees’ rights to receive compensation are attributable to services already rendered and it is probable that the City will compensate the employees for the benefits through paid time off or some other means. Sick leave benefits are accrued as a liability using the vesting method. The liability includes the employees who are currently eligible to receive termination benefits and those the City has identified as probable of receiving payment in the future. The amount is based on accumulated sick leave and employees’ wage rates at year end, taking into consideration any limits specified in the City’s termination policy.

The City records a liability for accumulated unused vacation time when earned for all employees with more than one year of service. The City records a liability for accumulated unused sick leave for employees after five years of service.

N. Accrued Liabilities and Long-Term Obligations

The City reports all payables, accrued liabilities, and long-term obligations in the government-wide financial statements and it reports all payables, accrued liabilities, and long-term obligations payable from proprietary funds in the proprietary fund financial statements.

In general, governmental fund payables and accrued liabilities that, once incurred, are paid in a timely manner and in full from current financial resources are reported as obligations of the funds. However, compensated absences and special termination benefits that are paid from governmental funds are reported as a liability on the fund financial statements only to the extent that they are due for payment during the current year. The City recognizes long-term notes as a liability in the governmental fund financial statements when due.

O. Bond Premium/Discount and Accounting Loss

Bond premiums/discounts are deferred and amortized over the term of the bonds using the straight-line method, which approximates the effective interest method. Bond premiums are presented as an addition to the face amount of the bonds.

For advance refunding’s resulting in the defeasance of debt reported in the government-wide financial statements and enterprise funds, the difference between the reacquisition price and the net carrying amount of the old debt is deferred and amortized as a component of interest expense. This accounting gain or loss is amortized over the remaining life of the old debt or the life of the new debt, whichever is shorter, and is presented as a deferred outflow of resource or a deferred inflow of resources.

CITY OF JACKSON, OHIO

NOTES TO THE BASIC FINANCIAL STATEMENTS
FOR THE YEAR ENDED DECEMBER 31, 2017

NOTE 2 - SUMMARY OF SIGNIFICANT ACCOUNTING POLICIES - (Continued)

P. Fund Balance

Fund balance is divided into five classifications based primarily on the extent to which the City is bound to observe constraints imposed upon the use of the resources in the governmental funds. The classifications are as follows:

Nonspendable - The nonspendable fund balance classification includes amounts that cannot be spent because they are not in spendable form or legally required to be maintained intact. The “not in spendable form” criterion includes items that are not expected to be converted to cash. It also includes the long-term amount of loans receivable in the general fund.

Restricted - Fund balance is reported as restricted when constraints are placed on the use of resources that are either externally imposed by creditors (such as through debt covenants), grantors, contributors, or laws or regulations of other governments, or imposed by law through constitutional provisions or enabling legislation.

Committed - The committed fund balance classification includes amounts that can be used only for the specific purposes imposed by a formal action (ordinance) of City Council (the highest level of decision making authority). Those committed amounts cannot be used for any other purpose unless City Council removes or changes the specified use by taking the same type of action (ordinance) it employed to previously commit those amounts. Committed fund balance also incorporates contractual obligations to the extent that existing resources in the fund have been specifically committed for use in satisfying those contractual requirements.

Assigned - Amounts in the assigned fund balance classification are intended to be used by the City for specific purposes, but do not meet the criteria to be classified as restricted nor committed. In governmental funds other than the general fund, assigned fund balance represents the remaining amount that is not restricted or committed. In the general fund, assigned amounts represent intended uses established by policies of City Council, which includes giving the City Auditor the authority to constrain monies for intended purposes.

Unassigned - Unassigned fund balance is the residual classification for the general fund and includes all spendable amounts not contained in the other classifications. In other governmental funds, the unassigned classification is only used to report a deficit fund balance resulting from overspending for specific purposes for which amounts had been restricted, committed, or assigned.

The City applies restricted resources first when expenditures are incurred for purposes for which restricted and unrestricted (committed, assigned, and unassigned) fund balance is available. Similarly, within unrestricted fund balance, committed amounts are reduced first followed by assigned, and then unassigned amounts when expenditures are incurred for purposes for which amounts in any of the unrestricted fund balance classifications could be used.

CITY OF JACKSON, OHIO

**NOTES TO THE BASIC FINANCIAL STATEMENTS
FOR THE YEAR ENDED DECEMBER 31, 2017**

NOTE 2 - SUMMARY OF SIGNIFICANT ACCOUNTING POLICIES - (Continued)

Q. Net Position

Net position represents the difference between assets and deferred outflows and liabilities and deferred inflows. Net investment in capital assets consists of capital assets, net of accumulated depreciation, reduced by the outstanding balances of any borrowings used for the acquisition, construction or improvement of those assets. Net position are reported as restricted when there are limitations imposed on their use either through the constitutional provisions or through enabling legislation or through external restrictions imposed by creditors, grantors, or laws or regulations or other governments. The amount restricted for other purposes includes the amounts restricted for the Lillian Jones Museum, continuing professional development, FEMA grants, flood mitigation and the visitor's center.

The City applies restricted resources first when an expense is incurred for purposes for which both restricted and unrestricted net position is available.

R. Internal Activity

Transfers between governmental and business-type activities on the government-wide statements are reported in the same manner as general revenues. Transfers between governmental activities are eliminated on the government-wide financial statements.

Internal allocations of overhead expenses from one function to another or within the same function are eliminated on the statement of activities. Payments for interfund services provided and used are not eliminated.

Exchange transactions between funds are reported as revenues in the seller funds and as expenditures/expenses in the purchaser fund. Flows of cash or goods from one fund to another without a requirement for repayment should be reported as internal transfers. Interfund transfers are reported as other financing sources/uses in governmental funds and after nonoperating revenues/expenses in proprietary funds. Repayments from funds responsible for particular expenditures/expenses to the funds that initially paid for them are not presented on the fund financial statements.

S. Estimates

The preparation of financial statements in conformity with accounting principles generally accepted in the United States of America requires management to make estimates and assumptions that affect the amounts reported in the financial statements and accompanying notes. Actual results may differ from those estimates.

T. Operating Revenues and Expenses

Operating revenues are those revenues that are generated directly from the primary activity of the proprietary funds. For the City, these revenues are charges for services for water, sewer, electric, garbage, and railroad utility services. Operating expenses are necessary costs that have been incurred in order to provide the good or service that is the primary activity of the fund. Revenues and expenses not meeting the definition are reported as nonoperating.

CITY OF JACKSON, OHIO

**NOTES TO THE BASIC FINANCIAL STATEMENTS
FOR THE YEAR ENDED DECEMBER 31, 2017**

NOTE 2 - SUMMARY OF SIGNIFICANT ACCOUNTING POLICIES - (Continued)

U. Extraordinary and Special Items

Extraordinary items are transactions or events that are both unusual in nature and infrequent in occurrence. Special items are transactions or events that are within the control of the City Administration and that are either unusual in nature or infrequent in occurrence. Neither type of transaction occurred during 2017.

V. Pensions

For purposes of measuring the net pension liability, deferred outflows of resources and deferred inflows of resources related to pensions, and pension expense, information about the fiduciary net position of the pension plans and additions to/deductions from their fiduciary net position have been determined on the same basis as they are reported by the pension systems. For this purpose, benefit payments (including refunds of employee contributions) are recognized when due and payable in accordance with the benefit terms. The pension systems report investments at fair value.

T. Fair Value Measurements

The City categorizes its fair value measurements within the fair value hierarchy established by generally accepted accounting principles. The hierarchy is based on the valuation inputs used to measure the fair value of the asset. Level 1 inputs are quoted prices in active markets for identical assets; Level 2 inputs are significant other observable inputs; Level 3 inputs are significant unobservable inputs.

NOTE 3 - ACCOUNTABILITY AND COMPLIANCE / RESTATEMENT OF NET POSITION

A. Change in Accounting Principles

For 2017, the City has implemented GASB Statement No. 80, "*Blending Requirements for Certain Component Units - An Amendment of GASB Statement No. 14*", GASB Statement No. 81 "*Irrevocable Split-Interest Agreements*", and GASB Statement No. 82, "*Pension Issues - An Amendment of GASB Statements No. 67, No. 68, and No. 73*".

GASB Statement No. 80 amends the blending requirements for the financial statement presentation of component units. The additional criterion requires blending of a component unit incorporated as a not-for-profit corporation in which the primary government is the sole corporate member. The implementation of GASB Statement No. 80 did not have an effect on the financial statements of the City.

GASB Statement No. 81 improves the accounting and financial reporting for irrevocable split-interest agreements by providing recognition and measurement guidance for situations in which a government is a beneficiary of the agreement. The implementation of GASB Statement No. 81 did not have an effect on the financial statements of the City.

GASB Statement No. 82 addresses issues regarding (1) the presentation of payroll-related measures in required supplementary information, (2) the selection of assumptions and the treatment of deviations from the guidance in an Actuarial Standard of Practice for financial reporting purposes, and (3) the classification of payments made by employers to satisfy employee (plan member) contribution requirements. The implementation of GASB Statement No. 82 did not have an effect on the financial statements of the City.

CITY OF JACKSON, OHIO

NOTES TO THE BASIC FINANCIAL STATEMENTS
FOR THE YEAR ENDED DECEMBER 31, 2017

NOTE 3 - ACCOUNTABILITY AND COMPLIANCE / RESTATEMENT OF NET POSITION- (Continued)

B. Restatement of Net Position

The net position of business-type activities at December 31, 2016 has been restated to account for prior period error and omissions in capital assets. The business-type activities have been restated as follows:

	Business-Type Activities	Sewer Fund
Net position as previously reported	\$ 46,141,741	\$ 12,144,100
Capital assets	355,811	355,811
Restated net position at December 1, 2016	\$ 46,497,552	\$ 12,499,911

NOTE 4 - DEPOSITS AND INVESTMENTS

State statutes classify monies held by the City into three categories.

Active deposits are public deposits necessary to meet current demands on the treasury. Such monies must be maintained either as cash in the City treasury, in commercial accounts payable or withdrawable on demand, including negotiable order of withdrawal (NOW) accounts, or in money market deposit accounts.

Inactive deposits are public deposits that Council has identified as not required for use within the current five year period of designation of depositories. Inactive deposits must either be evidenced by certificates of deposit maturing not later than the end of the current period of designation of depositories, or by savings or deposit accounts including, but not limited to, passbook accounts.

Interim deposits are deposits of interim monies. Interim monies are those monies which are not needed for immediate use, but which will be needed before the end of the current period of designation of depositories. Interim deposits must be evidenced by time certificates of deposit maturing not more than one year from the date of deposit or by savings or deposit accounts including passbook accounts.

Protection of the City's deposits is provided by the Federal Deposit Insurance Corporation (FDIC), by eligible securities pledged by the financial institution as security for repayment, by surety company bonds deposited with the finance director by the financial institution or by a single collateral pool established by the financial institution to secure the repayment of all public monies deposited with the institution.

Interim monies may be deposited or invested in the following securities:

1. United States Treasury Notes, Bills, Bonds, or any other obligation or security issued by the United States Treasury or any other obligation guaranteed as to principal and interest by the United States;
2. Bonds, notes, debentures, or any other obligations or securities issued by any federal government agency or instrumentality, including but not limited to, the Federal National Mortgage Association, Federal Home Loan Bank, Federal Farm Credit Bank, Federal Home Loan Mortgage Corporation, Government National Mortgage Association, and Student Loan Marketing Association. All federal agency securities shall be direct issuances of federal government agencies or instrumentalities;

CITY OF JACKSON, OHIO

**NOTES TO THE BASIC FINANCIAL STATEMENTS
FOR THE YEAR ENDED DECEMBER 31, 2017**

NOTE 4 - DEPOSITS AND INVESTMENTS - (Continued)

3. Written repurchase agreements in the securities listed above provided that the market value of the securities subject to the repurchase agreement must exceed the principal value of the agreement by at least two percent and be marked to market daily, and that the term of the agreement must not exceed thirty days;
4. Bonds and other obligations of the State of Ohio;
5. Time certificates of deposit or savings or deposit accounts including, but not limited to, passbook accounts;
6. No-load money market mutual funds consisting exclusively of obligations described in division (1) or (2);
7. The State Treasurer's investment pool, the State Treasury Asset Reserve of Ohio (STAR Ohio); and,
8. Certain banker's acceptance and commercial paper notes for a period not to exceed one hundred eighty days in an amount not to exceed 25 percent of the interim monies available for investment at any one time.

The City may also invest any monies not required to be used for a period of six months or more in the following:

1. Bonds of the State of Ohio;
2. Bonds of any municipal corporation, village, county, township, or other political subdivision of this State, as to which there is no default of principal, interest or coupons; and,
3. Obligations of the City.

Investments in stripped principal or interest obligations, reverse repurchase agreements and derivatives are prohibited. The issuance of taxable notes for the purpose of arbitrage, the use of leverage and short selling are also prohibited. Historically, the City has not purchased these types of investments or issued these types of notes. An investment must mature within five years from the date of purchase unless matched to a specific obligation or debt of the City, and must be purchased with the expectation that it will be held to maturity.

Investments may only be made through specified dealers and institutions. Payment for investments may be made only upon delivery of the securities representing the investments to the treasurer or qualified trustee or, if the securities are not represented by a certificate, upon receipt of confirmation of transfer from the custodian.

A. Cash on Hand

At year end, the City had \$1,750 in undeposited cash on hand which is included on the financial statements of the City as part of "cash and cash equivalents".

B. Deposits with Financial Institutions

At December 31, 2017, the carrying amount of all City deposits was \$6,703,556 and the bank balance of all City deposits was \$6,819,259. Of the bank balance, \$3,703,884 was covered by the FDIC and \$3,115,375 was covered by the Ohio Pooled Collateral System. Although all statutory requirements for the deposit of money had been followed, noncompliance with Federal requirements could potentially subject the City to a successful claim by the FDIC.

CITY OF JACKSON, OHIO

NOTES TO THE BASIC FINANCIAL STATEMENTS
FOR THE YEAR ENDED DECEMBER 31, 2017

NOTE 4 - DEPOSITS AND INVESTMENTS - (Continued)

Custodial credit risk is the risk that, in the event of bank failure, the City will not be able to recover deposits or collateral securities that are in the possession of an outside party. The City has no deposit policy for custodial credit risk beyond the requirements of State statute. Ohio law requires that deposits either be insured or protected by (1) eligible securities pledged to the City and deposited with a qualified trustee by the financial institution as security for repayment whose market value at all times shall be at least 105 percent of the deposits being secured, or (2) participation in the Ohio Pooled Collateral System (OPCS), a collateral pool of eligible securities deposited with a qualified trustee and pledged to the Treasurer of State to secure the repayment of all public monies deposited in the financial institution. OPCS requires the total market value of the securities pledged to be 102 percent of the deposits being secured or a reduced rate set by the Treasurer of State. Financial institutions which have received an extension (the "grace period") from the Ohio Treasurer of State to participate in the OPCS beyond December 31, 2017 may also pledge a single pool of eligible securities to secure the repayment of all public moneys deposited in the institution and not otherwise secured pursuant to law, provided that all times the total market value of the securities so pledged is at least equal to 105% of the total amount of all public deposits to be secured by the pooled securities that are not covered by any federal deposit insurance. For 2017, certain City financial institutions participated in OPCS and some did not participate in the OPCS because they received an extension of time to participate.

C. Investments

As of December 31, 2017, the City had the following investment and maturity:

<u>Measurement/ Investment type</u>	<u>Measurement Amount</u>	<u>Investment maturity 6 months or less</u>
Amortized cost:		
STAR Ohio	<u>\$ 15,336,295</u>	<u>\$ 15,336,295</u>

Interest Rate Risk: Interest rate risk arises as potential purchasers of debt securities will not agree to pay face value for those securities if interest rates subsequently increase. As a means of limiting its exposure to fair value losses arising from rising interest rates and according to State law, the City's investment policy limits investment portfolio maturities to five years or less.

Credit Risk: Standard & Poor's has assigned STAR Ohio an AAAM money market rating. Ohio law requires that STAR Ohio maintain the highest rating provided by at least one nationally recognized standard rating service. The City's investment policy does not specifically address credit risk beyond requiring the City to invest in securities authorized by State statute.

Custodial Credit Risk: For an investment, custodial credit risk is the risk that, in the event of the failure of the counterparty, the City will not be able to recover the value of its investment or collateral securities that are in the possession of an outside party. The City's investment policy does not specifically address custodial credit risk beyond the adherence to all relevant sections of the Ohio Revised Code.

CITY OF JACKSON, OHIO

NOTES TO THE BASIC FINANCIAL STATEMENTS
FOR THE YEAR ENDED DECEMBER 31, 2017

NOTE 4 - DEPOSITS AND INVESTMENTS - (Continued)

Concentration of Credit Risk: The City places no limit on the amount that may be invested in any one issuer. The following table includes the percentage of each investment type held by the City at June 30, 2017:

<u>Measurement/ Investment type</u>	<u>Measurement Amount</u>	<u>% of Total</u>
Amortized cost:		
STAR Ohio	\$ 15,336,295	100.00

D. Reconciliation of Cash to the Statement of Net Position

The following is a reconciliation of cash as reported in the note above to cash as reported on the statement of net position as of December 31, 2017:

<u>Cash per note</u>	
Carrying amount of deposits	\$ 6,703,556
Investments	15,336,295
Cash on hand	<u>1,750</u>
Total	<u>\$ 22,041,601</u>
 <u>Cash per statement of net position</u>	
Governmental activities	\$ 5,024,713
Business type activities	17,002,183
Agency funds	<u>14,705</u>
Total	<u>\$ 22,041,601</u>

NOTE 5 - PROPERTY TAXES

Property taxes include amounts levied against all real and public utility property located in the City. Taxes collected from real property taxes (other than public utility) in one calendar year are levied in the preceding calendar year on the assessed value as of January 1 of that preceding year, the lien date. Assessed values are established by the County Auditor at 35 percent of appraised market value. All property is required to be revalued every six years. Real property taxes are payable annually or semi-annually. If paid annually, payment is due December 31; if paid semi-annually, the first payment is due December 31, with the remainder payable by June 20. Under certain circumstances, State statute permits later payment dates to be established.

Public utility real and tangible personal property taxes collected in one calendar year are levied in the preceding calendar year on assessed values determined as of December 31 of the second year preceding the tax collection year, the lien date. Public utility tangible personal property is assessed at varying percentages of true value; public utility real property is assessed at 35 percent of true value. 2017 public utility property taxes became a lien December 31, 2016, are levied after October 1, 2017, and are collected in 2018 with real property taxes. Public utility property taxes are payable on the same dates as real property taxes described previously.

CITY OF JACKSON, OHIO

**NOTES TO THE BASIC FINANCIAL STATEMENTS
FOR THE YEAR ENDED DECEMBER 31, 2017**

NOTE 5 - PROPERTY TAXES - (Continued)

The County Auditor collects property taxes on behalf of all taxing districts in the County, including the City of Jackson. The County Auditor periodically remits to the City its portion of the taxes collected. Property taxes receivable represents real property taxes, public utility taxes, delinquent tangible personal property taxes and other outstanding delinquencies which are measurable as of December 31, 2017 and for which there is an enforceable legal claim. In the governmental funds, the current portion receivable has been offset by deferred inflow of resources since the current taxes were not levied to finance 2017 operations and the collection of delinquent taxes has been offset by deferred inflows of resources since the collection of the taxes during the available period is not subject to reasonable estimation. On a full accrual basis, collectible delinquent property taxes have been recorded as a receivable and revenue while on a modified accrual basis the revenue is deferred inflow of resources.

The full tax rate for all City operations for the year ended December 31, 2017 was \$6.70 per \$1,000 of assessed value. The assessed values of real and public utility property for tax year 2017 are as follows:

Real property	\$ 122,694,450
Public utility real and personal property	<u>5,520,780</u>
Total assessed value	<u><u>\$ 128,215,230</u></u>

NOTE 6 - RECEIVABLES

Receivables at December 31, 2017, consisted primarily of taxes, intergovernmental receivables arising from grants, loans, entitlements and shared revenues, interest on investments, and utility accounts. All intergovernmental receivables have been classified as “due from other governments” on the basic financial statements.

No allowance for doubtful accounts has been recorded because uncollectible amounts are expected to be insignificant. All receivables are expected to be collected within one year, with the exception of delinquent property taxes deemed collectible by the County Auditor and recorded as a receivable in the amount of \$101,802. The financial statements reflect loans receivable of \$4,354. This amount is owed to the City for Federal Community Development Block Grant monies loaned to an individual for home improvements. The loan is interest-free and is to be repaid over a period of thirty years.

CITY OF JACKSON, OHIO

NOTES TO THE BASIC FINANCIAL STATEMENTS
FOR THE YEAR ENDED DECEMBER 31, 2017

NOTE 6 - RECEIVABLES - (Continued)

A summary of intergovernmental receivables follows:

<u>Governmental Activities:</u>	
Community House Improvement Projects	36,300
Local Government Funds	61,188
Gasoline Tax	105,905
Motor Vehicle License Tax	27,637
Homestead and Rollback	31,500
Permissive Tax	4,557
Ohio BWC Refund	4,575
School security	345
Special assessment	<u>3,682</u>
Total Governmental Activities	<u>\$ 275,689</u>

NOTE 7 - CAPITAL ASSETS

A. Governmental activities capital asset activity for the year ended December 31, 2017, was as follows:

	Balance 12/31/2016	Additions	Reductions	Balance 12/31/2017
<u>Governmental Activities:</u>				
Non-Depreciable Capital Assets:				
Art work and historical treasures	\$ 291,000	\$ -	\$ -	\$ 291,000
Construction in progress	7,223	2,017,432	(7,223)	2,017,432
Land	<u>1,409,650</u>	<u>-</u>	<u>-</u>	<u>1,409,650</u>
Total Non-Depreciable Capital Assets	<u>1,707,873</u>	<u>2,017,432</u>	<u>(7,223)</u>	<u>3,718,082</u>
Depreciable Capital Assets:				
Land Improvements	363,025	-	-	363,025
Buildings	2,526,158	11,650	-	2,537,808
Equipment	1,521,384	22,236	-	1,543,620
Infrastructure	10,115,168	-	-	10,115,168
Vehicles	<u>2,462,069</u>	<u>243,903</u>	<u>-</u>	<u>2,705,972</u>
Total Depreciable Capital Assets	<u>16,987,804</u>	<u>277,789</u>	<u>-</u>	<u>17,265,593</u>
Accumulated Depreciation:				
Land Improvements	(197,533)	(10,535)	-	(208,068)
Buildings	(1,078,896)	(57,109)	-	(1,136,005)
Equipment	(1,228,170)	(57,463)	-	(1,285,633)
Infrastructure	(5,259,568)	(217,914)	-	(5,477,482)
Vehicles	<u>(1,503,059)</u>	<u>(137,333)</u>	<u>-</u>	<u>(1,640,392)</u>
Total Accumulated Depreciation	<u>(9,267,226)</u>	<u>(480,354)</u>	<u>-</u>	<u>(9,747,580)</u>
Total Depreciable Capital Assets, Net	<u>7,720,578</u>	<u>(202,565)</u>	<u>-</u>	<u>7,518,013</u>
Governmental Capital Assets, Net	<u>\$ 9,428,451</u>	<u>\$ 1,814,867</u>	<u>\$ (7,223)</u>	<u>\$ 11,236,095</u>

CITY OF JACKSON, OHIO

NOTES TO THE BASIC FINANCIAL STATEMENTS
FOR THE YEAR ENDED DECEMBER 31, 2017

NOTE 7 - CAPITAL ASSETS - (Continued)

Depreciation expense was charged to governmental activities as follows:

<u>Governmental Activities:</u>	
General Government	\$ 186,854
Security of Persons and Property	143,790
Public Health Services	9,350
Transportation	116,092
Leisure Time Activities	<u>24,268</u>
Total Depreciation Expense	<u>\$ 480,354</u>

- B.** Net position and capital assets balances have been restated at December 31, 2016, for prior period errors and omissions. The adjustments had the following effect on the City's business-type capital asset balances:

	Balance 12/31/2016	Adjustments	Restated Balance 1/1/2017
<u>Business-Type Activities:</u>			
Non-Depreciable Capital Assets:			
Land	\$ 3,122,332	\$ -	\$ 3,122,332
Construction in Progress	<u>5,596,535</u>	<u>355,811</u>	<u>5,952,346</u>
Total Non-Depreciable Capital Assets	<u>8,718,867</u>	<u>355,811</u>	<u>9,074,678</u>
Depreciable Capital Assets:			
Land Improvements	34,348	-	34,348
Buildings	1,185,272	-	1,185,272
Equipment	3,188,834	-	3,188,834
Infrastructure	46,764,551	-	46,764,551
Vehicles	<u>2,302,334</u>	-	<u>2,302,334</u>
Total Depreciable Capital Assets	<u>53,475,339</u>	<u>-</u>	<u>53,475,339</u>
Accumulated Depreciation:			
Land Improvements	(17,420)	-	(17,420)
Buildings	(596,638)	-	(596,638)
Equipment	(2,574,098)	-	(2,574,098)
Infrastructure	(13,547,616)	-	(13,547,616)
Vehicles	<u>(1,904,182)</u>	-	<u>(1,904,182)</u>
Total Accumulated Depreciation	<u>(18,639,954)</u>	<u>-</u>	<u>(18,639,954)</u>
Total Depreciable Capital Assets, Net	<u>34,835,385</u>	<u>-</u>	<u>34,835,385</u>
Business-Type Activities			
Capital Assets, Net	<u>\$ 43,554,252</u>	<u>\$ 355,811</u>	<u>\$ 43,910,063</u>

CITY OF JACKSON, OHIO

NOTES TO THE BASIC FINANCIAL STATEMENTS
FOR THE YEAR ENDED DECEMBER 31, 2017

NOTE 7 - CAPITAL ASSETS - (Continued)

Business-type activities capital asset activity for the year ended December 31, 2017 was as follows:

	Restated Balance 12/31/2016	Additions	Reductions	Balance 12/31/2017
<u>Business-Type Activities:</u>				
Non-Depreciable Capital Assets:				
Land	\$ 3,122,332	\$ -	\$ -	\$ 3,122,332
Construction in Progress	<u>5,952,346</u>	<u>1,526,687</u>	<u>(7,314,754)</u>	<u>164,279</u>
Total Non-Depreciable Capital Assets	<u>9,074,678</u>	<u>1,526,687</u>	<u>(7,314,754)</u>	<u>3,286,611</u>
Depreciable Capital Assets:				
Land Improvements	34,348	-	-	34,348
Buildings	1,185,272	-	-	1,185,272
Equipment	3,188,834	130,975	-	3,319,809
Infrastructure	46,764,551	7,384,059	-	54,148,610
Vehicles	<u>2,302,334</u>	<u>140,833</u>	<u>-</u>	<u>2,443,167</u>
Total Depreciable Capital Assets	<u>53,475,339</u>	<u>7,655,867</u>	<u>-</u>	<u>61,131,206</u>
Accumulated Depreciation:				
Land Improvements	(17,420)	(851)	-	(18,271)
Buildings	(596,638)	(22,069)	-	(618,707)
Equipment	(2,574,098)	(138,252)	-	(2,712,350)
Infrastructure	(13,547,616)	(1,427,795)	-	(14,975,411)
Vehicles	<u>(1,904,182)</u>	<u>(94,408)</u>	<u>-</u>	<u>(1,998,590)</u>
Total Accumulated Depreciation	<u>(18,639,954)</u>	<u>(1,683,375)</u>	<u>-</u>	<u>(20,323,329)</u>
Total Depreciable Capital Assets, Net	<u>34,835,385</u>	<u>5,972,492</u>	<u>-</u>	<u>40,807,877</u>
Business-Type Activities Capital Assets, Net	<u>\$ 43,910,063</u>	<u>\$ 7,499,179</u>	<u>\$ (7,314,754)</u>	<u>\$ 44,094,488</u>

Depreciation expense was charged to the enterprise funds as follows:

<u>Business-type activities:</u>	
Water	\$ 280,721
Sewer	802,403
Electric	413,690
Garbage	58,539
Railroad	<u>128,022</u>
Total Depreciation Expense	<u>\$ 1,683,375</u>

CITY OF JACKSON, OHIO

NOTES TO THE BASIC FINANCIAL STATEMENTS
FOR THE YEAR ENDED DECEMBER 31, 2017

NOTE 8 - DEFINED BENEFIT PENSION PLANS

Net Pension Liability/Asset

The net pension liability/asset reported on the statement of net position represents a liability or asset to employees for pensions. Pensions are a component of exchange transactions—between an employer and its employees—of salaries and benefits for employee services. Pensions are provided to an employee—on a deferred-payment basis—as part of the total compensation package offered by an employer for employee services each financial period. The obligation to sacrifice resources for pensions is a present obligation because it was created as a result of employment exchanges that already have occurred.

The net pension liability/asset represents the City's proportionate share of each pension plan's collective actuarial present value of projected benefit payments attributable to past periods of service, net of each pension plan's fiduciary net position. The net pension liability/asset calculation is dependent on critical long-term variables, including estimated average life expectancies, earnings on investments, cost of living adjustments and others. While these estimates use the best information available, unknowable future events require adjusting this estimate annually.

The Ohio Revised Code limits the City's obligation for this liability to annually required payments. The City cannot control benefit terms or the manner in which pensions are financed; however, the City does receive the benefit of employees' services in exchange for compensation including pension.

GASB 68 assumes any net pension liability is solely the obligation of the employer, because (1) they benefit from employee services; and (2) State statute requires all funding to come from these employers. All contributions to date have come solely from these employers (which also includes costs paid in the form of withholdings from employees). State statute requires the pension plans to amortize unfunded liabilities within 30 years. If the amortization period exceeds 30 years, each pension plan's board must propose corrective action to the State legislature. Any resulting legislative change to benefits or funding could significantly affect the net pension liability. Resulting adjustments to the net pension liability would be effective when the changes are legally enforceable.

The proportionate share of each plan's unfunded benefits or overfunded benefits is presented as a long-term *net pension liability* or *net pension asset*, respectively, on the accrual basis of accounting. Any liability for the contractually-required pension contribution outstanding at the end of the year is included in due to other governments on both the accrual and modified accrual bases of accounting.

Plan Description – Ohio Public Employees Retirement System (OPERS)

Plan Description - City employees, other than full-time police and firefighters, participate in the Ohio Public Employees Retirement System (OPERS). OPERS administers three separate pension plans. The Traditional Pension Plan is a cost-sharing, multiple-employer defined benefit pension plan. The Member-Directed Plan is a defined contribution plan and the Combined Plan is a cost-sharing, multiple-employer defined benefit pension plan with defined contribution features. While members (e.g. City employees) may elect the Member-Directed Plan and the Combined Plan, substantially all employee members are in OPERS' Traditional Pension Plan.

CITY OF JACKSON, OHIO

NOTES TO THE BASIC FINANCIAL STATEMENTS
FOR THE YEAR ENDED DECEMBER 31, 2017

NOTE 8 - DEFINED BENEFIT PENSION PLANS - (Continued)

OPERS provides retirement, disability, survivor and death benefits, and annual cost of living adjustments to members of the Traditional Pension Plan. Authority to establish and amend benefits is provided by Chapter 145 of the Ohio Revised Code. OPERS issues a stand-alone financial report that includes financial statements, required supplementary information and detailed information about OPERS' fiduciary net position that may be obtained by visiting <https://www.opers.org/financial/reports.shtml>, by writing to the Ohio Public Employees Retirement System, 277 East Town Street, Columbus, Ohio 43215-4642, or by calling 800-222-7377.

Senate Bill (SB) 343 was enacted into law with an effective date of January 7, 2013. In the legislation, members were categorized into three groups with varying provisions of the law applicable to each group. The following table provides age and service requirements for retirement and the retirement formula applied to final average salary (FAS) for the three member groups under the Traditional Pension Plan as per the reduced benefits adopted by SB 343 (see OPERS CAFR referenced above for additional information):

Group A	Group B	Group C
Eligible to retire prior to January 7, 2013 or five years after January 7, 2013	20 years of service credit prior to January 7, 2013 or eligible to retire ten years after January 7, 2013	Members not in other Groups and members hired on or after January 7, 2013
State and Local	State and Local	State and Local
Age and Service Requirements: Age 60 with 60 months of service credit or Age 55 with 25 years of service credit	Age and Service Requirements: Age 60 with 60 months of service credit or Age 55 with 25 years of service credit	Age and Service Requirements: Age 57 with 25 years of service credit or Age 62 with 5 years of service credit
Formula: 2.2% of FAS multiplied by years of service for the first 30 years and 2.5% for service years in excess of 30	Formula: 2.2% of FAS multiplied by years of service for the first 30 years and 2.5% for service years in excess of 30	Formula: 2.2% of FAS multiplied by years of service for the first 35 years and 2.5% for service years in excess of 35

Final average Salary (FAS) represents the average of the three highest years of earnings over a member's career for Groups A and B. Group C is based on the average of the five highest years of earnings over a member's career.

Members who retire before meeting the age and years of service credit requirement for unreduced benefits receive a percentage reduction in the benefit amount.

When a benefit recipient has received benefits for 12 months, an annual cost of living adjustment (COLA) is provided. This COLA is calculated on the base retirement benefit at the date of retirement and is not compounded. For those retiring prior to January 7, 2013, the COLA will continue to be a 3.00% simple annual COLA. For those retiring subsequent to January 7, 2013, beginning in calendar year 2019, the COLA will be based on the average percentage increase in the Consumer Price Index, capped at 3.00%.

Benefits in the Combined Plan consist of both an age-and-service formula benefit (defined benefit) and a defined contribution element. The defined benefit element is calculated on the basis of age, FAS, and years of service. Eligibility regarding age and years of service in the Combined Plan is the same as the Traditional Pension Plan. The benefit formula for the defined benefit component of the plan for State and Local members in transition Groups A and B applies a factor of 1.00% to the member's FAS for the first 30 years of service.

CITY OF JACKSON, OHIO

NOTES TO THE BASIC FINANCIAL STATEMENTS
FOR THE YEAR ENDED DECEMBER 31, 2017

NOTE 8 - DEFINED BENEFIT PENSION PLANS - (Continued)

A factor of 1.25% is applied to years of service in excess of 30. The benefit formula for transition Group C applies a factor of 1.0% to the member's FAS and the first 35 years of service and a factor of 1.25% is applied to years in excess of 35. Persons retiring before age 65 with less than 30 years of service credit receive a percentage reduction in benefit. The defined contribution portion of the benefit is based on accumulated member contributions plus or minus any investment gains or losses on those contributions. Members retiring under the Combined Plan receive a 3.00% COLA adjustment on the defined benefit portion of their benefit.

Defined contribution plan benefits are established in the plan documents, which may be amended by the OPERS's Board of Trustees. Member-Directed Plan and Combined Plan members who have met the retirement eligibility requirements may apply for retirement benefits. The amount available for defined contribution benefits in the Combined Plan consists of the member's contributions plus or minus the investment gains or losses resulting from the member's investment selections. The amount available for defined contribution benefits in the Member-Directed Plan consists of the members' contributions, vested employer contributions and investment gains or losses resulting from the members' investment selections. Employer contributions and associated investment earnings vest over a five-year period, at a rate of 20% each year. For additional information, see the Plan Statement in the OPERS CAFR.

Funding Policy - The Ohio Revised Code (ORC) provides statutory authority for member and employer contributions as follows:

	State and Local
2017 Statutory Maximum Contribution Rates	
Employer	14.0 %
Employee	10.0 %
2017 Actual Contribution Rates	
Employer:	
Pension	13.0 %
Post-employment Health Care Benefits	1.0 %
Total Employer	14.0 %
Employee	10.0 %

Employer contribution rates are actuarially determined and are expressed as a percentage of covered payroll.

The City's contractually required contribution for the Traditional Pension Plan, the Combined Plan and Member-Directed Plan was \$544,854 for 2017. Of this amount, \$44,444 is reported as due to other governments.

CITY OF JACKSON, OHIO

**NOTES TO THE BASIC FINANCIAL STATEMENTS
FOR THE YEAR ENDED DECEMBER 31, 2017**

NOTE 8 - DEFINED BENEFIT PENSION PLANS - (Continued)

Plan Description – Ohio Police & Fire Pension Fund (OP&F)

Plan Description - City full-time police and firefighters participate in Ohio Police and Fire Pension Fund (OP&F), a cost-sharing, multiple-employer defined benefit pension plan administered by OP&F. OP&F provides retirement and disability pension benefits, annual cost-of-living adjustments, and death benefits to plan members and beneficiaries. Benefit provisions are established by the Ohio State Legislature and are codified in Chapter 742 of the Ohio Revised Code. OP&F issues a publicly available financial report that includes financial information and required supplementary information and detailed information about OP&F fiduciary net position. The report that may be obtained by visiting the OPF website at www.op-f.org or by writing to the Ohio Police and Fire Pension Fund, 140 East Town Street, Columbus, Ohio 43215-5164.

Upon attaining a qualifying age with sufficient years of service, a member of OP&F may retire and receive a lifetime monthly pension. OP&F offers four types of service retirement: normal, service commuted, age/service commuted and actuarially reduced. Each type has different eligibility guidelines and is calculated using the member's average annual salary. The following discussion of the pension formula relates to normal service retirement.

For members hired after July 1, 2013, the minimum retirement age is 52 for normal service retirement with at least 25 years of service credit. For members hired on or before after July 1, 2013, the minimum retirement age is 48 for normal service retirement with at least 25 years of service credit.

The annual pension benefit for normal service retirement is equal to a percentage of the allowable average annual salary. The percentage equals 2.50% for each of the first 20 years of service credit, 2.00% for each of the next five years of service credit and 1.50% for each year of service credit in excess of 25 years. The maximum pension of 72.00% of the allowable average annual salary is paid after 33 years of service credit.

Under normal service retirement, retired members who are at least 55 years old and have been receiving OPF benefits for at least one year may be eligible for a cost-of-living allowance adjustment. The age 55 provision for receiving a COLA does not apply to those who are receiving a permanent and total disability benefit and statutory survivors.

Members retiring under normal service retirement, with less than 15 years of service credit on July 1, 2013, will receive a COLA equal to either three percent or the percent increase, if any, in the consumer price index (CPI) over the 12-month period ending on September 30 of the immediately preceding year, whichever is less. The COLA amount for members with at least 15 years of service credit as of July 1, 2013 is equal to three percent of their base pension or disability benefit.

Funding Policy - The Ohio Revised Code (ORC) provides statutory authority for member and employer contributions as follows:

CITY OF JACKSON, OHIO

NOTES TO THE BASIC FINANCIAL STATEMENTS
FOR THE YEAR ENDED DECEMBER 31, 2017

NOTE 8 - DEFINED BENEFIT PENSION PLANS - (Continued)

	Police
2017 Statutory Maximum Contribution Rates	
Employer	19.50 %
Employee	12.25 %
 2017 Actual Contribution Rates	
Employer:	
Pension	19.00 %
Post-employment Health Care Benefits	0.50 %
Total Employer	19.50 %
 Employee	 12.25 %

Employer contribution rates are expressed as a percentage of covered payroll. The City's contractually required contribution to OP&F was \$169,054 for 2017. Of this amount \$13,729 is reported as due to other governments.

In addition to current contributions, the City pays installments on a specific liability of the City incurred when the State of Ohio established the statewide pension system for police and fire fighters in 1967. As of December 31, 2017, the specific liability of the City was \$28,078 payable in semi-annual payments through the year 2035.

Pension Liabilities/Assets, Pension Expense, and Deferred Outflows of Resources and Deferred Inflows of Resources Related to Pensions

The net pension liability and net pension asset for the OPERS Traditional Pension Plan, Combined Plan and Member-Directed Plan, respectively, were measured as of December 31, 2016, and the total pension liability or asset used to calculate the net pension liability or asset was determined by an actuarial valuation as of that date. OP&F's total pension liability was measured as of December 31, 2016, and was determined by rolling forward the total pension liability as of January 1, 2016, to December 31, 2016. The City's proportion of the net pension liability or asset was based on the City's share of contributions to the pension plan relative to the contributions of all participating entities. Following is information related to the proportionate share and pension expense:

CITY OF JACKSON, OHIO

NOTES TO THE BASIC FINANCIAL STATEMENTS
FOR THE YEAR ENDED DECEMBER 31, 2017

NOTE 8 - DEFINED BENEFIT PENSION PLANS - (Continued)

	OPERS - Traditional	OPERS - Combined	OPERS - Member- Directed	OP&F	Total
Proportion of the net pension liability/asset prior measurement date	0.031380%	0.011720%	0.000880%	0.0374520	
Proportion of the net pension liability/asset current measurement date	<u>0.031261%</u>	<u>0.010959%</u>	<u>0.000809%</u>	<u>0.0361060</u>	
Change in proportionate share	<u>-0.000119%</u>	<u>-0.000761%</u>	<u>-0.000071%</u>	<u>-0.0013460</u>	
Proportionate share of the net pension liability	\$ 7,098,841	\$ -	\$ -	\$ 2,286,896	\$ 9,385,737
Proportionate share of the net pension asset	-	(6,099)	(3)	-	(6,102)
Pension expense	1,501,611	4,407	4	273,775	1,779,797

At December 31, 2017, the City reported deferred outflows of resources and deferred inflows of resources related to pensions from the following sources:

	OPERS - Traditional	OPERS - Combined	OPERS - Member- Directed	OP&F	Total
Deferred outflows of resources					
Differences between expected and actual experience	\$ 9,621	\$ -	\$ 36	\$ 647	\$ 10,304
Net difference between projected and actual earnings on pension plan investments	1,057,181	1,490	3	222,392	1,281,066
Changes of assumptions	1,125,962	1,486	4	-	1,127,452
Changes in employer's proportionate percentage/ difference between employer contributions	17,863	-	-	19,324	37,187
City contributions subsequent to the measurement date	536,163	8,271	420	169,054	713,908
Total deferred outflows of resources	<u>\$ 2,746,790</u>	<u>\$ 11,247</u>	<u>\$ 463</u>	<u>\$ 411,417</u>	<u>\$ 3,169,917</u>

CITY OF JACKSON, OHIO

NOTES TO THE BASIC FINANCIAL STATEMENTS
FOR THE YEAR ENDED DECEMBER 31, 2017

NOTE 8 - DEFINED BENEFIT PENSION PLANS - (Continued)

	OPERS - Traditional	OPERS - Combined	OPERS - Member- Directed	OP&F	Total
Deferred inflows of resources					
Differences between expected and actual experience	\$ 42,249	\$ 3,120	\$ -	\$ 5,265	\$ 50,634
Changes in employer's proportionate percentage/ difference between employer contributions	23,417	-	-	68,166	91,583
Total deferred inflows of resources	<u>\$ 65,666</u>	<u>\$ 3,120</u>	<u>\$ -</u>	<u>\$ 73,431</u>	<u>\$ 142,217</u>

\$713,908 reported as deferred outflows of resources related to pension resulting from City contributions subsequent to the measurement date will be recognized as a reduction of the net pension liability/asset in the year ending December 31, 2018.

Other amounts reported as deferred outflows of resources and deferred inflows of resources related to pension will be recognized in pension expense as follows:

	OPERS - Traditional	OPERS - Combined	OPERS - Member- Directed	OP&F	Total
Year Ending December 31:					
2018	\$ 886,438	\$ 288	\$ 5	\$ 74,846	\$ 961,577
2019	914,178	288	5	74,844	989,315
2020	375,333	226	5	54,692	430,256
2021	(30,988)	(300)	4	(23,059)	(54,343)
2022	-	(247)	4	(11,205)	(11,448)
Thereafter	-	(399)	20	(1,186)	(1,565)
Total	<u>\$ 2,144,961</u>	<u>\$ (144)</u>	<u>\$ 43</u>	<u>\$ 168,932</u>	<u>\$ 2,313,792</u>

Actuarial Assumptions - OPERS

Actuarial valuations of an ongoing plan involve estimates of the values of reported amounts and assumptions about the probability of occurrence of events far into the future. Examples include assumptions about future employment, mortality, and cost trends. Actuarially determined amounts are subject to continual review or modification as actual results are compared with past expectations and new estimates are made about the future.

CITY OF JACKSON, OHIO

NOTES TO THE BASIC FINANCIAL STATEMENTS
FOR THE YEAR ENDED DECEMBER 31, 2017

NOTE 8 - DEFINED BENEFIT PENSION PLANS - (Continued)

Projections of benefits for financial reporting purposes are based on the substantive plan (the plan as understood by the employers and plan members) and include the types of benefits provided at the time of each valuation. The total pension liability was determined by an actuarial valuation as of December 31, 2016, using the following actuarial assumptions applied to all prior periods included in the measurement in accordance with the requirements of GASB 67. In 2016, the Board’s actuarial consultants conducted an experience study for the period 2011 through 2015, comparing assumptions to actual results. The experience study incorporates both a historical review and forward-looking projections to determine the appropriate set of assumptions to keep the plan on a path toward full funding. Information from this study led to changes in both demographic and economic assumptions, with the most notable being a reduction in the actuarially assumed rate of return from 8.00% down to 7.50%, for the defined benefit investments, decreasing the wage inflation from 3.75% to 3.25% and changing the future salary increases from a range of 4.25%-10.05% to 3.25%-10.75%. Key methods and assumptions used in the latest actuarial valuation, reflecting experience study results, are presented below.

Wage inflation	3.25%
Future salary increases, including inflation COLA or ad hoc COLA	3.25% to 10.75% including wage inflation Pre 1/7/2013 retirees: 3.00%, simple Post 1/7/2013 retirees: 3.00%, simple through 2018, then 2.15% simple
Investment rate of return	7.50%
Actuarial cost method	Individual entry age

Mortality rates are based on the RP-2014 Healthy Annuitant mortality table. For males, Healthy Annuitant Mortality tables were used, adjusted for mortality improvement back to the observation period base of 2006 and then established the base year as 2015. For females, Healthy Annuitant Mortality tables were used, adjusted for mortality improvements back to the observation period base year of 2006 and then established the base year as 2010. The mortality rates used in evaluating disability allowances were based on the RP-2014 Disabled mortality tables, adjusted for mortality improvement back to the observation base year of 2006 and then established the base year as 2015 for males and 2010 for females. Mortality rates for a particular calendar year for both healthy and disabled retiree mortality tables are determined by applying the MP-2015 mortality improvement scale to the above described tables.

The most recent experience study was completed for the five-year period ended December 31, 2015.

The long-term rate of return on defined benefit investment assets was determined using a building-block method in which best-estimate ranges of expected future real rates of return are developed for each major asset class. These ranges are combined to produce the long-term expected real rate of return by weighting the expected future real rates of return by the target asset allocation percentage, adjusted for inflation.

CITY OF JACKSON, OHIO

NOTES TO THE BASIC FINANCIAL STATEMENTS
FOR THE YEAR ENDED DECEMBER 31, 2017

NOTE 8 - DEFINED BENEFIT PENSION PLANS - (Continued)

During 2016, OPERS managed investments in four investment portfolios: the Defined Benefit portfolio, the 401(h) Health Care Trust portfolio, the 115 Health Care Trust portfolio and the Defined Contribution portfolio. The 401(h) Health Care Trust portfolio was closed as of June 30, 2016 and the net position transferred to the 115 Health Care Trust portfolio on July 1, 2016. The Defined Benefit portfolio contains the investment assets of the Traditional Pension Plan, the defined benefit component of the Combined Plan and the annuitized accounts of the Member-Directed Plan. The Defined Benefit portfolio historically included the assets of the Member-Directed retiree medical accounts funded through the VEBA Trust. However, the VEBA Trust was closed as of June 30, 2016 and the net position transferred to the 115 Health Care Trust portfolio on July 1, 2016. Within the Defined Benefit portfolio, contributions into the plans are all recorded at the same time, and benefit payments all occur on the first of the month. Accordingly, the money-weighted rate of return is considered to be the same for all plans within the portfolio. The annual money-weighted rate of return expressing investment performance, net of investment expenses and adjusted for the changing amounts actually invested, for the Defined Benefit portfolio is 8.3% for 2016.

The allocation of investment assets with the Defined Benefit portfolio is approved by the OPERS Board of Trustees as outlined in the annual investment plan. Plan assets are managed on a total return basis with a long-term objective of achieving and maintaining a fully funded status for the benefits provided through the defined benefit pension plans. The table below displays the Board-approved asset allocation policy for 2016 and the long-term expected real rates of return:

<u>Asset Class</u>	<u>Target Allocation</u>	<u>Weighted Average Long-Term Expected Real Rate of Return (Arithmetic)</u>
Fixed income	23.00 %	2.75 %
Domestic equities	20.70	6.34
Real estate	10.00	4.75
Private equity	10.00	8.97
International equities	18.30	7.95
Other investments	18.00	4.92
Total	<u>100.00 %</u>	<u>5.66 %</u>

Discount Rate - The discount rate used to measure the total pension liability/asset was 7.50%, post-experience study results, for the Traditional Pension Plan, the Combined Plan and Member-Directed Plan. A discount rate of 8.00% was used in the previous measurement period. The projection of cash flows used to determine the discount rate assumed that contributions from plan members and those of the contributing employers are made at the contractually required rates, as actuarially determined. Based on those assumptions, the pension plan's fiduciary net position was projected to be available to make all projected future benefits payments of current plan members. Therefore, the long-term expected rate of return on pension plan investments for the Traditional Pension Plan, Combined Plan and Member-Directed Plan was applied to all periods of projected benefit payments to determine the total pension liability.

Sensitivity of the City's Proportionate Share of the Net Pension Liability to Changes in the Discount Rate - The following table presents the City's proportionate share of the net pension liability/asset calculated using the current period discount rate assumption of 7.50%, as well as what the City's proportionate share of the net pension liability/asset would be if it were calculated using a discount rate that is one-percentage-point lower (6.50%) or one-percentage-point higher (8.50%) than the current rate:

CITY OF JACKSON, OHIO

NOTES TO THE BASIC FINANCIAL STATEMENTS
FOR THE YEAR ENDED DECEMBER 31, 2017

NOTE 8 - DEFINED BENEFIT PENSION PLANS - (Continued)

	1% Decrease (6.50%)	Current Discount Rate (7.50%)	1% Increase (8.50%)
City's proportionate share of the net pension liability (asset):			
Traditional Pension Plan	\$ 10,845,066	\$ 7,098,841	\$ 3,977,024
Combined Plan	438	(6,099)	(11,178)
Member-Directed Plan	8	(3)	(8)

Actuarial Assumptions – OP&F

OP&F's total pension liability as of December 31, 2016 is based on the results of an actuarial valuation date of January 1, 2016 and rolled-forward using generally accepted actuarial procedures. The total pension liability is determined by OP&F's actuaries in accordance with GASB Statement No. 67, as part of their annual valuation. Actuarial valuations of an ongoing plan involve estimates of reported amounts and assumptions about probability of occurrence of events far into the future. Examples include assumptions about future employment mortality, salary increases, disabilities, retirements and employment terminations. Actuarially determined amounts are subject to continual review and potential modifications, as actual results are compared with past expectations and new estimates are made about the future.

Key methods and assumptions used in calculating the total pension liability in the latest actuarial valuation, prepared as of January 1, 2016, are presented below:

Valuation date	January 1, 2016
Actuarial cost method	Entry age normal
Investment rate of return	8.25%
Projected salary increases	4.25% - 11.00%
Payroll increases	3.75%
Inflation assumptions	3.25%
Cost of living adjustments	2.60% and 3.00% simple

Rates of death are based on the RP2000 Combined Table, age-adjusted as follows. For active members, set back six years. For disability retirements, set forward five years for police and three years for firefighters. For service retirements, set back zero years for police and two years for firefighters. For beneficiaries, set back zero years. The rates are applied on a fully generational basis, with a base year of 2009, using mortality improvement Scale AA.

The most recent experience study was completed for the five-year period ended December 31, 2016. The recommended assumption changes based on this experience study were adopted by OPF's Board and were effective beginning with the January 1, 2017 actuarial valuation.

CITY OF JACKSON, OHIO

NOTES TO THE BASIC FINANCIAL STATEMENTS
FOR THE YEAR ENDED DECEMBER 31, 2017

NOTE 8 - DEFINED BENEFIT PENSION PLANS - (Continued)

The long-term expected rate of return on pension plan investments was determined using a building-block approach and assumes a time horizon, as defined in the Statement of Investment Policy. A forecasted rate of inflation serves as the baseline for the return expected. Various real return premiums over the baseline inflation rate have been established for each asset class. The long-term expected nominal rate of return has been determined by calculating a weighted averaged of the expected real return premiums for each asset class, adding the projected inflation rate and adding the expected return from rebalancing uncorrelated asset classes.

Best estimates of the long-term expected geometric real rates of return for each major asset class included in OPF’s target asset allocation as of December 31, 2016 are summarized below:

Asset Class	Target Allocation	10 Year Expected Real Rate of Return **	30 Year Expected Real Rate of Return **
Cash and Cash Equivalents	- %		
Domestic Equity	16.00	4.46 %	5.21 %
Non-US Equity	16.00	4.66	5.40
Core Fixed Income *	20.00	1.67	2.37
Global Inflation			
Protected Securities *	20.00	0.49	2.33
High Yield	15.00	3.33	4.48
Real Estate	12.00	4.71	5.65
Private Markets	8.00	7.31	7.99
Timber	5.00	6.87	6.87
Master Limited Partnerships	8.00	6.92	7.36
Total	120.00 %		

Note: assumptions are geometric.

* levered 2x

** numbers include inflation

OPF’s Board of Trustees has incorporated the “risk parity” concept into OP&F’s asset liability valuation with the goal of reducing equity risk exposure, which reduces overall Total Portfolio risk without sacrificing return, and creating a more risk-balanced portfolio based on their relationship between asset classes and economic environments. From the notional portfolio perspective above, the Total Portfolio may be levered up to 1.2 times due to the application of leverage in certain fixed income asset classes.

Discount Rate - The total pension liability was calculated using the discount rate of 8.25%. The projection of cash flows used to determine the discount rate assumed the contributions from employers and from the members would be computed based on contribution requirements as stipulated by State statute. Projected inflows from investment earning were calculated using the longer-term assumed investment rate of return 8.25%. Based on those assumptions, the plan’s fiduciary net position was projected to be available to make all future benefit payments of current plan members. Therefore, a long-term expected rate of return on pension plan investments was applied to all periods of projected benefits to determine the total pension liability.

CITY OF JACKSON, OHIO

NOTES TO THE BASIC FINANCIAL STATEMENTS
FOR THE YEAR ENDED DECEMBER 31, 2017

NOTE 8 - DEFINED BENEFIT PENSION PLANS - (Continued)

Sensitivity of the City's Proportionate Share of the Net Pension Liability to Changes in the Discount Rate - Net pension liability is sensitive to changes in the discount rate, and to illustrate the potential impact the following table presents the net pension liability calculated using the discount rate of 8.25%, as well as what the net pension liability would be if it were calculated using a discount rate that is one percentage point lower (7.25%), or one percentage point higher (9.25%) than the current rate.

	1% Decrease (7.25%)	Current Discount Rate (8.25%)	1% Increase (9.25%)
City's proportionate share of the net pension liability	\$ 3,045,904	\$ 2,286,896	\$ 1,643,667

NOTE 9 - POSTRETIREMENT BENEFIT PLANS

A. Ohio Public Employees Retirement System

Plan Description - OPERS administers three separate pension plans: The Traditional Pension Plan—a cost-sharing, multiple-employer defined benefit pension plan; the Member Directed Plan—a defined contribution plan; and the Combined Plan—a cost-sharing, multiple-employer defined benefit pension plan that has elements of both a defined benefit and defined contribution plan.

OPERS maintains a cost-sharing, multiple-employer defined benefit post-employment health care trust, which funds multiple health care plans including medical coverage, prescription drug coverage and deposits to a Health Reimbursement Arrangement to qualifying benefit recipients of both the Traditional Pension and the Combined plans. This trust is also used to fund health care for Member Directed Plan participants, in the form of a Retiree Medical Account (RMA). At retirement or refund, Member-Directed Plan participants may be eligible for reimbursement of qualified medical expenses from their vested RMA balance.

In order to qualify for health care coverage, age-and-service retirees under the Traditional Pension and Combined plans must have 20 or more years of qualifying Ohio service credit. Health care coverage for disability benefit recipients and qualified survivor benefit recipients is available. The health care coverage provided by OPERS meets the definition of an Other Post Employment Benefit (OPEB) as described in GASB Statement 45. Please see the Plan Statement in the OPERS 2016 CAFR for details.

The Ohio Revised Code permits, but does not require, OPERS to provide health care to its eligible benefit recipients. Authority to establish and amend health care coverage is provided to the OPERS Board of Trustees (OPERS Board) in Chapter 145 of the Ohio Revised Code.

Disclosures for the healthcare plan are presented separately in the OPERS financial report which may be obtained by visiting <https://www.opers.org/financial/reports.shtml>, writing to OPERS, 277 East Town Street, Columbus, OH 43215-4642 or by calling (800) 222-7377.

Funding Policy - The post-employment healthcare plan was established under, and is administered in accordance with, Internal Revenue Code Section 401(h). State statute requires that public employers fund post-employment healthcare through contributions to OPERS. A portion of each employer's contribution to the Traditional or Combined Plans is set aside for the funding of post-employment health care.

CITY OF JACKSON, OHIO

NOTES TO THE BASIC FINANCIAL STATEMENTS FOR THE YEAR ENDED DECEMBER 31, 2017

NOTE 9 - POSTRETIREMENT BENEFIT PLANS - (Continued)

Employer contribution rates are expressed as a percentage of the covered payroll of active employees. In 2017, local government employers contributed 14.00% of covered payroll. Each year the OPERS' Retirement Board determines the portion of the employer contribution rate that will be set aside for the funding of the postemployment health care benefits. The portion of employer contributions allocated to fund post-employment healthcare for members in the Traditional Plan and Combined Plan for 2017 was 1.00%.

The OPERS Retirement Board is also authorized to establish rules for the payment of a portion of the health care benefits provided, by the retiree or their surviving beneficiaries. Payment amounts vary depending on the number of covered dependents and the coverage selected. Active members do not make contributions to the post-employment healthcare plan.

The City's contributions allocated to fund post-employment health care benefits for the years ended December 31, 2017, 2016, and 2015 were \$42,047, \$81,760, and \$82,725, respectively; 92.43% has been contributed for 2017 and 100% has been contributed for 2016 and 2017. The remaining 2017 post-employment health care benefits liability has been reported as due to other governments on the basic financial statements.

Changes to the health care plan were adopted by the OPERS Board of Trustees on September 19, 2012, with a transition plan commencing January 1, 2014. With the recent passage of pension legislation under State Bill 343 and the approved health care changes, OPERS expects to be able to consistently allocate 4.00% of the employer contributions toward the health care fund after the end of the transition period.

B. Ohio Police and Fire Pension Fund

Plan Description - The City contributes to the OP&F Pension Fund sponsored health care program, a cost-sharing multiple-employer defined postemployment health care plan administered by OP&F. OP&F provides healthcare benefits including coverage for medical, prescription drugs, dental, vision, Medicare Part B Premium and long term care to retirees, qualifying benefit recipients and their eligible dependents.

OP&F provides access to post-employment health care coverage to any person who receives or is eligible to receive a monthly service, disability or survivor benefit check or is a spouse or eligible dependent child of such person. The health care coverage provided by OP&F meets the definition of an Other Post Employment Benefit (OPEB) as described in GASB Statement 45.

The Ohio Revised Code allows, but does not mandate OP&F to provide OPEB benefits. Authority for the OP&F Board of Trustees to provide health care coverage to eligible participants and to establish and amend benefits is codified in Chapter 742 of the Ohio Revised Code.

OP&F issues a publicly available financial report that includes financial statements and required supplementary information for the plan. That report may be obtained by writing to the OP&F, 140 East Town Street, Columbus, Ohio 43215-5164 or by visiting the website at www.op-f.org.

CITY OF JACKSON, OHIO

**NOTES TO THE BASIC FINANCIAL STATEMENTS
FOR THE YEAR ENDED DECEMBER 31, 2017**

NOTE 9 - POSTRETIREMENT BENEFIT PLANS - (Continued)

Funding Policy - The Ohio Revised Code provides for contribution requirements of the participating employers and of plan members to the OP&F (defined benefit pension plan). Participating employers are required to contribute to the pension plan at rates expressed as percentages of the payroll of active pension plan members, currently, 19.50% and 24.00% of covered payroll for police and fire employers, respectively. The Ohio Revised Code states that the employer contribution may not exceed 19.50% of covered payroll for police employer units and 24.00% of covered payroll for fire employer units. Active members do not make contributions to the OPEB Plan.

OP&F maintains funds for health care in two separate accounts, one account is for health care benefits under an Internal Revenue Code Section 115 trust and the other account is for Medicare Part B reimbursements administered as an Internal Revenue Code Section 401(h) account, both of which are within the defined benefit pension plan, under the authority granted by the Ohio Revised Code to the OP&F Board of Trustees.

The Board of Trustees is authorized to allocate a portion of the total employer contributions made into the pension plan into the Section 115 trust and the Section 401(h) account as the employer contribution for retiree health care benefits. The portion of employer contributions allocated to health care was .5% of covered payroll from January 1, 2017 thru December 31, 2017. The amount of employer contributions allocated to the health care plan each year is subject to the Trustees' primary responsibility to ensure that the pension benefits are adequately funded and is limited by the provisions of Sections 115 and 401(h).

The OP&F Board of Trustees also is authorized to establish requirements for contributions to the health care plan by retirees and their eligible dependents, or their surviving beneficiaries. Payment amounts vary depending on the number of covered dependents and the coverage selected.

The City's contributions to OP&F which were allocated to fund post-employment healthcare benefits for police officers were \$4,449 for the year ended December 31, 2017, \$4,317 for the year ended December 31, 2016, and \$4,563 for the year ended December 31, 2015. 100% has been contributed for 2016 and 2015. 92.09% has been contributed for police for 2017. The remaining 2017 post-employment health care benefits liability has been reported as due to other governments on the basic financial statements.

NOTE 10 - OTHER EMPLOYEE BENEFITS

A. Deferred Compensation Plans

City employees and elected officials participate in a statewide deferred compensation plan created in accordance with Internal Revenue Code Section 457. Participation is on a voluntary payroll deduction basis. The plan permits deferral of compensation until future years. According to the plan, the deferred compensation is not available to employees until termination, retirement, death, or unforeseeable emergency.

B. Additional Insurance

The City provides \$40,000 in life insurance and accidental death and dismemberment insurance to its full-time employees working a minimum of twenty hours per week through Guardian Life Insurance Company.

CITY OF JACKSON, OHIO

**NOTES TO THE BASIC FINANCIAL STATEMENTS
FOR THE YEAR ENDED DECEMBER 31, 2017**

NOTE 10 - OTHER EMPLOYEE BENEFITS - (Continued)

The City provides comprehensive major medical insurance through United Healthcare. The City pays 94 percent of the total monthly premiums of \$1,604.80 for family coverage and \$570.54 for single coverage.

C. Compensated Absences

Vacation leave is earned at varying rates based upon length of service. A maximum number of vacation hours may be accumulated based on length of service. At the time of termination of employment or death, an employee (or his estate) is paid for his unused vacation leave.

Sick leave is earned at the rate of four and six tenths hours per eighty hours of service and can be accumulated without limit. In the case of death or retirement of an employee who has five to nine years of service, the employee or his estate is paid for fifty percent of his accumulated sick leave, and an employee who has ten years or more is paid one hundred percent of his accumulated sick leave.

NOTE 11 - RISK MANAGEMENT

The City is exposed to various risks of loss related to torts; theft of, damage to, and destruction of assets; errors and omissions; injuries to employees and natural disasters. During 2017, the City contracted with Jones-Stephenson for property and general liability, automobile liability, boiler and machinery liability, law enforcement liability, and public officials' liability.

Under the Jones-Stephenson program for general liability, law enforcement liability, and public officials' liability, the City has \$1,000,000 of total liability coverage for each occurrence, and a \$2,000,000 aggregate limit. Property insurance is covered to a limit of \$60,999,008 with a \$5,000 deductible. Under automobile liability the City has \$1,000,000 of total liability coverage for each occurrence. Automobile insurance carries a \$500 per vehicle deductible for comprehensive coverage and a \$1,000 per vehicle collision coverage. Settlements have not exceeded coverage in any of the last three years. There has not been a significant reduction in coverage from the prior year.

The City is a member in good standing of the Ohio Rural Water Association (ORWA) group rating plan. The intent of the City's membership in the ORWA is to achieve the benefit of reduced workers' compensation premiums, foster safer working conditions, and promote cost effective claims management by virtue of its grouping and representation with other members of the ORWA. The City pays a workers' compensation premium based on its individual workers' compensation claim experience; then the workers' compensation claim experience of the ORWA members is calculated as one experience. A comparison is calculated and each member's individual workers' compensation claim experience is compared to the workers' compensation claim experience of the ORWA members. A member may then receive a refund for a favorable comparison to the group or contribute to an equity pooling fund for an unfavorable comparison. The equity pooling arrangement ensures that each member shares equally in the overall experience of the ORWA members. CompManagement, Inc. is the third party administrator that provides case management, consulting and administrative services to participating members of the ORWA.

CITY OF JACKSON, OHIO

NOTES TO THE BASIC FINANCIAL STATEMENTS
FOR THE YEAR ENDED DECEMBER 31, 2017

NOTE 11 - RISK MANAGEMENT - (Continued)

Beginning in 2004, the City manages the deductible portion of employee health benefits on a self-insured basis. The employee health benefit plan provides this coverage through Peoples Bank – Insurance Division, the third party administrator of the program, which reviews and pays the claims. Patrick and Associates charges the City a monthly administration fee of \$6.75 per employee. The claims liability of \$25,663 reported in the self-insurance fund at December 31, 2017, is estimated by the third-party administrator and is based on the requirements of Governmental Accounting Standards Board Statement No. 30, which requires that a liability for unpaid claims costs, including estimates of costs relating to incurred, but not reported claims, be reported. The estimate was not affected by incremental claims adjustments expenses and does not include other allocated or unallocated claim adjustment expenses. Changes in the internal services fund’s claims liability amounts in the past two years follows:

	Balance at Beginning of Year	Current Year Claims	Claim Payments	Balance at End of Year
2017	\$31,352	\$276,993	(\$282,682)	\$ 25,663
2016	28,847	306,250	(303,745)	31,352

NOTE 12 - LEASE PURCHASE AGREEMENT - LESSEE DISCLOSURE

Governmental Activities:

During a prior year, the City entered into two lease purchase agreements to assist in the purchase of a new aerial platform truck and a new pumper fire truck.

General capital assets acquired by the agreement have been capitalized in the amount equal to the present value of the future minimum lease payments as of the date of their inception. For the City, a corresponding liability was recorded in the government-wide financial statements.

Capital assets consisting of vehicles have been capitalized in the amount of \$526,400. This amount represents the present value of the minimum lease payments at the time of acquisition.

THIS SPACE INTENTIONALLY LEFT BLANK

CITY OF JACKSON, OHIO

NOTES TO THE BASIC FINANCIAL STATEMENTS
FOR THE YEAR ENDED DECEMBER 31, 2017

NOTE 12 - LEASE PURCHASE AGREEMENT - LESSEE DISCLOSURE (Continued)

The following is a schedule of the future minimum lease payments required under the lease purchase agreement and the present value of the minimum lease payments as of December 31, 2017:

<u>Year Ending December 31,</u>	<u>Governmental Activities</u>
2018	\$ 56,857
2019	56,858
2020	56,857
2021	56,857
2022	56,859
2023-2027	<u>208,376</u>
Total minimum lease payments	492,664
Less: amount representing interest	<u>(54,561)</u>
Present value of future minimum lease payments	<u>\$ 438,103</u>

Business-type Activities

During a prior year, the City entered into a lease purchase agreement to assist in the purchase of a new garbage truck.

Capital assets consisting of vehicles have been capitalized in the amount of \$140,833. This amount represents the present value of the minimum lease payments at the time of acquisition.

The following is a schedule of the future minimum lease payments required under the lease purchase agreement and the present value of the minimum lease payments as of December 31, 2017:

<u>Year Ending December 31,</u>	<u>Business-type Activities</u>
2018	\$ 29,175
2019	29,175
2020	<u>29,175</u>
Total minimum lease payments	87,525
Less: amount representing interest	<u>(3,042)</u>
Present value of future minimum lease payments	<u>\$ 84,483</u>

CITY OF JACKSON, OHIO

NOTES TO THE BASIC FINANCIAL STATEMENTS
FOR THE YEAR ENDED DECEMBER 31, 2017

NOTE 13 - LONG-TERM OBLIGATIONS

Changes in the City's long-term obligations during 2017 consist of the following:

	Balance 12/31/2016	Additions	Reductions	Balance 12/31/2017	Amounts Due Within One Year
<u>Governmental Activities:</u>					
<u>Notes</u>					
Building Acquisition Note 4.0%	\$ 65,959	\$ -	\$ (6,730)	\$ 59,229	\$ 6,966
Building Improvement Note 4.0%	52,836	-	(5,392)	47,444	5,581
WesBanco Aerial Truck Lease Purchase	297,736	-	(29,503)	268,233	30,340
Milton Pumper Truck Lease Purchase	185,089	-	(15,219)	169,870	15,522
Total Notes	<u>601,620</u>	<u>-</u>	<u>(56,844)</u>	<u>544,776</u>	<u>58,409</u>
Police and Fire Pension Liability	29,145	-	(1,067)	28,078	1,113
Compensated Absences	669,932	61,575	(122,869)	608,638	198,421
Net Pension Liability	4,297,732	593,392	(122,448)	4,768,676	-
Total Governmental Activities	<u>\$ 5,598,429</u>	<u>\$ 654,967</u>	<u>\$ (303,228)</u>	<u>\$ 5,950,168</u>	<u>\$ 257,943</u>
<u>Business-Type Activities:</u>					
<u>Bonds</u>					
2007 Water System General Obligation Bonds 4%	\$ 830,000	\$ -	\$ (215,000)	\$ 615,000	\$ 220,000
Unamortized Bond Premium	11,879	-	(1,198)	10,681	-
2014 Refunded Electric System Revenue Bonds	1,980,000	-	(200,000)	1,780,000	210,000
Total Bonds Payable	<u>2,821,879</u>	<u>-</u>	<u>(416,198)</u>	<u>2,405,681</u>	<u>430,000</u>
<u>Notes Payable</u>					
2001 Holzer Hospital Water Lines 0%	79,226	-	(11,267)	67,959	11,267
2002 Holzer Hospital Lift Station 0%	111,729	-	(23,361)	88,368	23,361
Total Notes Payable	<u>190,955</u>	<u>-</u>	<u>(34,628)</u>	<u>156,327</u>	<u>34,628</u>
2015 OPWC Loan 0%	627,773	-	(20,726)	607,047	20,932
2007 OWDA Loan 1%	4,824,776	-	(397,923)	4,426,853	401,912
2009 OWDA Loan 0%	931,699	-	(69,014)	862,685	69,015
2015 OWDA Loan 3.41% (#7011)	170,923	-	(3,672)	167,251	3,672
2015 OWDA Loan 1% (#7047)	3,031,593	463,785	(166,823)	3,328,555	166,823
Total OWDA Loans	<u>8,958,991</u>	<u>463,785</u>	<u>(637,432)</u>	<u>8,785,344</u>	<u>641,422</u>
<u>Other Long-Term Obligations</u>					
AMP-Ohio Stranded Costs Payable	637,805	-	(500,000)	137,805	137,805
Garbage Truck Lease Purchase	111,659	-	(27,176)	84,483	27,663
Compensated Absences Payable	760,651	105,629	(177,263)	689,017	191,325
Net Pension Liability	3,547,024	1,070,037	-	4,617,061	-
Total Business-Type Activities	<u>\$ 17,656,737</u>	<u>\$ 1,639,451</u>	<u>\$ (1,813,423)</u>	<u>\$ 17,482,765</u>	<u>\$ 1,483,775</u>

CITY OF JACKSON, OHIO

NOTES TO THE BASIC FINANCIAL STATEMENTS
FOR THE YEAR ENDED DECEMBER 31, 2017

NOTE 13 - LONG-TERM OBLIGATIONS - (Continued)

Governmental Activities:

Notes Payable

The City will pay the Building Acquisition and Improvement Notes from the Community Improvement Nonmajor Special Revenue Fund. Principal and interest requirements to retire these outstanding notes at December 31, 2017, are:

Year	Principal	Interest	Total
2018	\$ 12,547	\$ 3,480	\$ 16,027
2019	12,986	3,040	16,026
2020	13,433	2,593	16,026
2021	13,911	2,116	16,027
2022	14,398	1,628	16,026
2023 - 2025	<u>39,398</u>	<u>1,832</u>	<u>41,230</u>
Total	<u>\$ 106,673</u>	<u>\$ 14,689</u>	<u>\$ 121,362</u>

Lease Purchase Agreement

See Note 12 for detail the lease purchase agreements.

Police and Fire Pension Liability

The City will pay the Police and Fire Pension Liability from the General Fund. Principal and interest requirements to retire the City's police and fire pension liability outstanding at December 31, 2017, are:

Year	Principal	Interest	Total
2018	\$ 1,113	\$ 1,182	\$ 2,295
2019	1,160	1,135	2,295
2020	1,211	1,084	2,295
2021	1,263	1,032	2,295
2022	1,317	978	2,295
2023 - 2027	7,483	3,992	11,475
2028 - 2032	9,232	2,243	11,475
2033 - 2035	<u>5,299</u>	<u>339</u>	<u>5,638</u>
Total	<u>\$ 28,078</u>	<u>\$ 11,985</u>	<u>\$ 40,063</u>

CITY OF JACKSON, OHIO

NOTES TO THE BASIC FINANCIAL STATEMENTS
FOR THE YEAR ENDED DECEMBER 31, 2017

NOTE 13 - LONG-TERM OBLIGATIONS - (Continued)

Compensated Absences Payable

The City will pay compensated absences from the General Fund and the Cemetery and Street Construction, Maintenance and Repair Nonmajor Special Revenue Funds.

As of December 31, 2017, the City's overall legal debt margin (the ability to issue additional amounts of general obligation bonded debt) was \$12,917,823, with an unvoted debt margin of \$7,051,838.

Net Pension Liability

See Note 8 for detail on the net pension liability.

Business-Type Activities:

Bonds

In 1993, Water System Revenue Bonds were issued in the amount of \$2,910,000 for the purpose of (1) current refunding and permanent financing of \$2,540,000 of the City's bond anticipation notes issued to pay part of the costs of water system improvements, (2) funding a debt service reserve account, and (3) paying certain costs related to the issuance of the Series 1993 Bonds, together with other permissible costs under the Uniform Public Securities Law.

On October 9, 2007, the City issued \$2,375,000 in Water System General Obligation Bonds, with a premium of \$22,761, for the purpose of (1) defeasing the 1993 Water System Revenue Bonds, and (2) paying for additional water system improvements.

The current refunding resulted in a difference between the reacquisition price and the net carrying amount of the old debt of \$49,314. This difference, reported as unamortized deferred charges on debt refunding, is being charged to interest through 2026.

The refunding bonds are serial bonds and are not subject to redemption prior to stated maturity.

Principal and interest requirements for the Water System General Obligation Bonds are as follows:

Year	Principal	Interest	Total
2018	\$ 220,000	\$ 25,962	\$ 245,962
2019	45,000	16,562	61,562
2020	45,000	14,762	59,762
2021	45,000	12,962	57,962
2022	50,000	11,050	61,050
2023 - 2026	210,000	22,738	232,738
Total	\$ 615,000	\$ 104,036	\$ 719,036

CITY OF JACKSON, OHIO

NOTES TO THE BASIC FINANCIAL STATEMENTS
FOR THE YEAR ENDED DECEMBER 31, 2017

NOTE 13 - LONG-TERM OBLIGATIONS - (Continued)

In 2006, the City issued \$6,495,000 in Electric System Revenue Bonds for the purpose of (1) permanent financing of the City's \$2,765,000 bond anticipation note issued to pay part of the costs of electric system upgrades, and (2) paying for additional electric system improvements, and (3) paying certain costs related to the issuance of Series 1993 Bonds, together with other permissible costs under the Uniform Public Securities Law.

On September 12, 2014, the City issued electric system revenue refunding bonds (Series 2014), par value \$2,680,000. The proceeds was used to advance refund the Series 2006 revenue bonds. The issuance proceeds were deposited into an escrow trust fund, which consists of cash and direct or guaranteed non-callable government obligations. The principal of this escrow trust, when due, will be sufficient to pay on the redemption date the principal of, redemption premium and interest on the Series 2006 bonds. This refunded debt is considered defeased (in substance) and accordingly, has been removed from the statement of net position.

The reacquisition price exceeded the net carrying amount of the old debt by \$101,854. This amount is being netted against the new debt and amortized over the remaining life of the refunded debt, which is equal to the life of the new debt issued.

The City has pledged future electric customer revenues, net of specified operating expenses, to repay \$2,680,000 in electric system revenue bonds issued in 2014. Proceeds from the original bonds provided financing for various electric utility projects. The bonds are payable solely from electric customer net revenues and are payable through 2026. Annual principal and interest payments on the bonds are expected to require 9.54 percent of net revenues. The total principal and interest remaining to be paid on the bonds is \$1,990,210. Principal and interest paid for the current year and total customer net revenues were \$248,510 and \$2,605,157, respectively.

Principal and interest requirements for revenue bonds are as follows:

Year	Principal	Interest	Total
2018	\$ 210,000	\$ 43,610	\$ 253,610
2019	200,000	38,465	238,465
2020	205,000	33,565	238,565
2021	185,000	28,542	213,542
2022	215,000	24,010	239,010
2023 - 2026	765,000	42,018	807,018
Total	<u>\$ 1,780,000</u>	<u>\$ 210,210</u>	<u>\$ 1,990,210</u>

Notes Payable

The Holzer Hospital loans were for improvements to water and sewer lines to and from the hospital facility. Payment for this debt will come in the form of reduced user fees paid by the hospital until the debt is paid.

CITY OF JACKSON, OHIO

NOTES TO THE BASIC FINANCIAL STATEMENTS
FOR THE YEAR ENDED DECEMBER 31, 2017

NOTE 13 - LONG-TERM OBLIGATIONS - (Continued)

OWDA Loans

In 2017, the City received a loan in the amount of \$463,785 from the Ohio Water Development Authority (“OWDA”) for a sewer project. The sewer loan has an interest rate of 1.00 percent and matures July 1, 2036. Along with this loan, the City has loans in the amounts of \$7,458,874 for sewer projects and a \$862,685 for water projects from OWDA. The sewer loans have a 1.00 and 3.41 percent interest rate and mature July 1, 2028 and July 1, 2045. The water loan has a zero percent interest rate and matures July 1, 2030.

The City has entered into debt financing arrangements through the OWDA to fund construction projects. The amounts due to the OWDA are payable solely from sewer and water revenues. The loan agreements function similar to a line-of-credit agreement. At December 31, 2017, the City has outstanding borrowings of \$8,785,344. The loan agreements require semi-annual payments based on the permissible borrowings rather than the actual amount loaned. These payments are reflected in the future maturities of principal and interest table and are subject to revision if the total amount is not drawn down.

The City has pledged future sewer revenues to repay the OWDA loans. These loans are payable solely from sewer fund revenues and are payable through 2045. Annual principal and interest payments on the loan exceed net revenues and are 51.68 percent of net customer revenues. The total principal and interest remaining to be paid on the loans is \$8,170,182. Principal and interest paid for the current year were \$656,860 and total net revenues were \$1,270,982.

The City has pledged future water revenues to repay the 2009 OWDA loan. This loan is payable solely from water fund revenues and are payable through 2030. Annual principal and interest payments on the loan exceed net revenues and are 38.26 percent of net customer revenues. The total principal and interest remaining to be paid on the loan is \$862,685. Principal and interest paid for the current year were \$69,014 and total net revenues were \$180,366.

OWDA loan #7011 and OWDA loan #7047 are currently “open” meaning the final disbursements have not yet been made from OWDA, therefore no amortization schedules were available.

Principal and interest requirements are as follows:

Year	OWDA Sewer Loan			Year	OWDA Water Loan		
	Principal	Interest	Total		Principal	Interest	Total
2018	\$ 401,912	\$ 43,266	\$ 445,178	2018	\$ 69,015	\$ -	\$ 69,015
2019	405,942	39,237	445,179	2019	69,015	-	69,015
2020	410,011	35,168	445,179	2020	69,014	-	69,014
2021	414,121	31,057	445,178	2021	69,015	-	69,015
2022	418,273	26,905	445,178	2022	69,015	-	69,015
2023 - 2027	2,155,112	70,783	2,225,895	2023 - 2027	345,075	-	345,075
2028	221,482	1,107	222,589	2028 - 2030	172,536	-	172,536
Total	<u>\$ 4,426,853</u>	<u>\$ 247,523</u>	<u>\$ 4,674,376</u>	Total	<u>\$ 862,685</u>	<u>\$ -</u>	<u>\$ 862,685</u>

CITY OF JACKSON, OHIO

NOTES TO THE BASIC FINANCIAL STATEMENTS
FOR THE YEAR ENDED DECEMBER 31, 2017

NOTE 13 - LONG-TERM OBLIGATIONS - (Continued)

OPWC Loans

The City entered into a debt financing arrangement through the Ohio Public Works Commission (OPWC) to fund McCarty Lane Sanitary Sewer Improvements. The initial loan amount was for \$627,980, with semi-annual payments in January and July. Payments during 2017 totaled \$20,726. The loan matures July 1, 2046. Principal payments are made from the sewer fund. The loan is interest free.

Principal and interest requirements are as follows:

Year	<u>OPWC Sewer Loan</u>		
	Principal	Interest	Total
2018	\$ 20,932	\$ -	\$ 20,932
2019	20,933	-	20,933
2020	20,933	-	20,933
2021	20,933	-	20,933
2022	20,933	-	20,933
2023 - 2027	104,663	-	104,663
2028 - 2032	104,663	-	104,663
2033 - 2037	104,663	-	104,663
2038 - 2042	104,663	-	104,663
2043 - 2046	83,731	-	83,731
Total	<u>\$ 607,047</u>	<u>\$ -</u>	<u>\$ 607,047</u>

AMP-Ohio Stranded Cost Payable

The City is a member of American Municipal Power (AMP) and has participated in the AMP Generating Station (AMPGS) Project. This project was intended to develop a pulverized coal power plant in Meigs County, Ohio. The City's project share was 18,400 kilowatts (kW) of a total 771,281 kW, giving the City a 2.39 percent project share. The AMPGS Project required participants to sign "take or pay" contracts with AMP. As such, the participants are obligated to pay any costs incurred for the project. In November 2009, the participants voted to terminate the AMPGS Project due to projected escalating costs. All project costs incurred prior to the cancellation and related to the cancellation were therefore deemed impaired and participants were obligated to pay those incurred costs. In prior years, payment of these costs was not required due to AMP's pursuit of legal action to collect them from Bechtel. As a result of a March 2014 legal ruling, the AMP Board of Trustees on April 15, 2014 and the AMPGS participants on April 16, 2014 approved the collection of the impaired costs and provided the participants with an estimate of their liability. The City's estimated share of the impaired costs at March 31, 2014 was \$3,195,260. The City received a credit of \$752,234 related to their participation in the AMP Fremont Energy Center (AFEC) Project, and another credit of \$832,137 related to the AMPGS costs deemed to have future benefit for the project participants, classified as Plant Held for Future Use (PHFU), leaving an estimated net impaired costs balance of \$1,610,889. Because payment is now probable and reasonably estimable, the City is reporting a payable to AMP in its business-type activities and in its electric enterprise fund for these impaired costs. AMP financed these costs on its revolving line of credit. Any additional costs (including line-of-credit interest and legal fees) or amounts received related to the project will impact the City's net impaired cost balance either positively or negatively. These amounts will be recorded as they become estimable.

CITY OF JACKSON, OHIO

NOTES TO THE BASIC FINANCIAL STATEMENTS
FOR THE YEAR ENDED DECEMBER 31, 2017

NOTE 13 - LONG-TERM OBLIGATIONS - (Continued)

In late 2016, AMP reached a Settlement in the Bechtel Corporation litigation. On December 8, 2016, at the AMPGS Participants meeting, options for the allocation of the Settlement funds were approved. The AMPGS Participants and the AMP Board of Trustees voted to allocate the Settlement among the participants and the AMP General Fund based on each participant's original project share in kW including the AMP General Fund's project share.

Since March 31, 2014 the City has made payments of \$1,641,764 to AMP toward its net impaired cost estimate. Also since March 31, 2014, the City's allocation of additional costs incurred by the project is \$32,063 and interest expense incurred on AMP's line-of-credit of \$33,883, resulting in a net impaired cost estimate at December 31, 2017 of \$40,833. The City does have a potential PHFU Liability of \$871,343 resulting in a net total potential liability of \$912,226, assuming the assets making up the PHFU (principally the land comprising the Meigs County site) have no value and also assuming the City's credit balance would earn zero interest. Stranded costs as well as PHFU costs are subject to change, including future borrowing costs on the AMP line of credit. Activities include items such negative items as property taxes as well as positive items revenue from leases or sale of all or a portion of the Meigs County site property.

The City has made a payment arrangement with AMP with a variable interest rate and an estimated time of completion of payments of February 2019. Principal and interest payments are made from the electric fund.

Lease Purchase Agreement

See Note 12 for detail the lease purchase agreements.

Compensated Absences Payable

The City will pay compensated absences from the Water, Sewer, Garbage, and Electric Enterprise Funds.

Net Pension Liability

See Note 8 for detail on the net pension liability.

NOTE 14 - INTERFUND ACTIVITY

Interfund transfers for the year ended December 31, 2017, consisted of the following, as reported on the fund financial statements:

	Transfer to General Fund	Transfer to Other Governmental Funds
<u>Transfer from</u>	<u> </u>	<u> </u>
General Fund	\$ -	\$ 394,659
Other Governmental Funds	-	7,046
Electric Fund	<u>751,914</u>	<u>-</u>
Total	<u>\$ 751,914</u>	<u>\$ 401,705</u>

CITY OF JACKSON, OHIO

**NOTES TO THE BASIC FINANCIAL STATEMENTS
FOR THE YEAR ENDED DECEMBER 31, 2017**

NOTE 14 - INTERFUND ACTIVITY - (Continued)

The transfers from the General Fund were to use unrestricted revenue to finance various programs accounted for in other funds in accordance with budgetary authorizations. The transfers from other governmental funds represent transfers approved by the Tax Commissioner.

All transfers made were in accordance with Ohio Revised Code Section 5705.14, 5705.15 and 5705.16.

NOTE 15 - BUDGETARY BASIS OF ACCOUNTING

While reporting financial position, results of operations, and changes in fund balance on the basis of accounting principles generally accepted in the United States of America (GAAP), the budgetary basis as provided by law is based upon accounting for certain transactions on a basis of cash receipts and disbursements.

The statement of revenues, expenditures and changes in fund balance - budget and actual (non-GAAP budgetary basis) presented for the general fund is presented on the budgetary basis to provide a meaningful comparison of actual results with the budget. The major differences between the budget basis and the GAAP basis are that:

- (a) Revenues and other financing sources are recorded when received in cash (budget basis) as opposed to when susceptible to accrual (GAAP basis);
- (b) Expenditures and other financing uses are recorded when paid in cash (budget basis) as opposed to when the liability is incurred (GAAP basis);
- (c) In order to determine compliance with Ohio law, and to reserve that portion of the applicable appropriation, total outstanding encumbrances (budget basis) are recorded as the equivalent of an expenditure, as opposed to assigned or committed fund balance for that portion of outstanding encumbrances not already recognized as an account payable (GAAP basis);
- (d) Advances-in and advances-out are operating transactions (budget basis) as opposed to balance sheet transactions (GAAP basis); and,
- (e) Some funds are included in the general fund (GAAP basis), but have separate legally adopted budgets (budget basis).

CITY OF JACKSON, OHIO

NOTES TO THE BASIC FINANCIAL STATEMENTS
FOR THE YEAR ENDED DECEMBER 31, 2017

NOTE 15 - BUDGETARY BASIS OF ACCOUNTING - (Continued)

The following table summarizes the adjustments necessary to reconcile the GAAP basis statements (as reported in the fund financial statements) to the budgetary basis statements for all governmental funds for which a budgetary basis statement is presented:

Net Change in Fund Balance

	<u>General fund</u>
Budget basis	\$ 185,695
Net adjustment for revenue accruals	12,165
Net adjustment for expenditure accruals	(2,879)
Net adjustment for other sources/uses	(53,805)
Funds budgeted elsewhere	904
Adjustment for encumbrances	<u>29,590</u>
GAAP basis	<u>\$ 171,670</u>

Certain funds that are legally budgeted in separate special revenue funds are considered part of the general fund on a GAAP basis.

NOTE 16 - JOINT VENTURE

The City of Jackson is a Financing Participant with an ownership percentage of 7.14%, and shares participation with forty-one other subdivisions within the State of Ohio in the Ohio Municipal Electric Generation Agency Joint Venture 5 (OMEGA JV5). Financing Participants own undivided interests, as tenants in common, without right of partition in the OMEGA JV5 Project.

Pursuant to the OMEGA Joint Venture JV5 Agreement (Agreement), the participants jointly undertook as Financing Participants, the acquisition, construction, and equipping of OMEGA JV5, including such portions of OMEGA JV5 as have been acquired, constructed or equipped by AMP.

OMEGA JV5 was created to construct a 42 Megawatt (MW) run-of-the-river hydroelectric plant (including 40MW of backup generation) and associated transmission facilities (on the Ohio River near the Bellville, West Virginia Locks and Dam) and sells electricity from its operations to OMEGA JV5 Participants.

Also, pursuant to the Agreement, each participant has an obligation to pay its share of debt service on the Beneficial Interest Certificates (Certificates) from the revenues of its electric system, subject only to the prior payment of Operating & Maintenance Expenses (O&M) of each participant's System, and shall be on a parity with any outstanding and future senior electric system revenue bonds, notes or other indebtedness payable from any revenues of the System. On dissolution of OMEGA JV5, the net assets will be shared by the financing participants on a percentage of ownership basis. Under the terms of the Agreement each participant is to fix, charge and collect rates, fees and charges at least sufficient in order to maintain a debt coverage ratio equal to 110% of the sum of OMEGA JV5 debt service and any other outstanding senior lien electric system revenue obligations. As of December 31, 2017, the City has met their debt coverage obligation.

CITY OF JACKSON, OHIO

**NOTES TO THE BASIC FINANCIAL STATEMENTS
FOR THE YEAR ENDED DECEMBER 31, 2017**

NOTE 16 - JOINT VENTURE (Continued)

The Agreement provides that the failure of any JV5 participant to make any payment due by the due date thereof constitutes a default. In the event of a default, OMEGA JV5 may take certain actions including the termination of a defaulting JV5 Participant's entitlement to Project Power. Each Participant may purchase a pro rata share of the defaulting JV5 Participant's entitlement to Project Power, which together with the share of the other non-defaulting JV5 Participants, is equal to the defaulting JV5 Participant's ownership share of the Project, in kilowatts ("Step Up Power") provided that the sum of any such increases shall not exceed, without consent of the non-defaulting JV5 Participant, an accumulated maximum kilowatts equal to 25% of such non-defaulting JV5 Participant's ownership share of the project prior to any such increases.

OMEGA JV5 is managed by AMP, which acts as the joint venture's agent. During 1993 and 2001 AMP issued \$153,415,000 and \$13,899,981 respectively of 30-year fixed rate Beneficial Interest Certificates (Certificates) on behalf of the Financing Participants of OMEGA JV5. The 2001 Certificates accrete to a value of \$56,125,000 on February 15, 2030. The net proceeds of the bond issues were used to construct the OMEGA JV5 Project. On February 17, 2004, the 1993 Certificates were refunded by issuing 2004 Beneficial Interest Refunding Certificates in the amount of \$116,910,000, which resulted in a savings to the membership of \$34,951,833 from the periods 2005 through 2024. On February 15, 2014, all of the 2004 BIRCs were redeemed from funds held under the trust agreement securing the 2004 BIRCs and the proceeds of a promissory note issued to AMP by OMEGA JV5. This was accomplished with a draw on AMP's revolving credit facility. The resulting balance was \$65,891,509 at February 28, 2014. In 2016 the note was refunded in full by the issuance of 2016 Beneficial Interest Certificates.

The City's net investment and its share of operating results of OMEGA JV5 are reported in the City's electric fund (an enterprise fund). The City's net investment to date in OMEGA JV5 was \$213,335 at December 31, 2017. Complete financial statements for OMEGA JV5 may be obtained from AMP or from the State Auditor's website at www.ohioauditor.gov.

NOTE 17 - CONTINGENT LIABILITIES

A. Litigation

The City is currently party to legal proceedings. The City's management is unable to determine what, if any, impact the ultimate disposition of claims will have on the financial condition of the City.

B. Federal and State Grants

For the period January 1, 2017 to December 31, 2017, the City received federal and state grants for specific purposes that are subject to review and audit by grantor agencies or their designee. Such audits could lead to a request for reimbursement to the grantor agency for expenditures disallowed under the terms of the grant. Based on prior experience, the City believes such disallowance, if any, would be immaterial.

CITY OF JACKSON, OHIO

NOTES TO THE BASIC FINANCIAL STATEMENTS
FOR THE YEAR ENDED DECEMBER 31, 2017

NOTE 18 - FUND BALANCE

Fund balance is classified as nonspendable, restricted, committed, assigned and/or unassigned based primarily on the extent to which the City is bound to observe constraints imposed upon the use of resources in the governmental funds. The constraints placed on fund balance for the major governmental funds and all other governmental funds are presented below:

Fund balance	General	Nonmajor Governmental Funds	Total Governmental Funds
Nonspendable:			
Materials and supplies inventory	\$ 8,105	\$ 54,371	\$ 62,476
Prepaid	131,401	42,356	173,757
Perpetual care	-	100,000	100,000
Unclaimed monies	44,084	-	44,084
Total nonspendable	<u>183,590</u>	<u>196,727</u>	<u>380,317</u>
Restricted:			
Community development	-	561,471	561,471
Cemetery	-	519,356	519,356
Transportation	-	380,379	380,379
Public safety	-	258,346	258,346
Lillian Jones museum	-	320,972	320,972
Youth art program	-	518,731	518,731
Capital Projects	-	2,654	2,654
Other purposes	-	101,440	101,440
Total restricted	<u>-</u>	<u>2,663,349</u>	<u>2,663,349</u>
Committed:			
Capital projects	-	7,330	7,330
Recreation	-	508,047	508,047
Other purposes	-	123,780	123,780
Total committed	<u>-</u>	<u>639,157</u>	<u>639,157</u>
Assigned:			
General government	1,425	-	1,425
Public safety	350	-	350
Community development	47,474	-	47,474
Recreation	3,624	-	3,624
Other purposes	2,137	-	2,137
Subsequent year appropriations	1,214,705	-	1,214,705
Total assigned	<u>1,269,715</u>	<u>-</u>	<u>1,269,715</u>
Unassigned	<u>392,705</u>	<u>-</u>	<u>392,705</u>
Total fund balances	<u>\$ 1,846,010</u>	<u>\$ 3,499,233</u>	<u>\$ 5,345,243</u>

CITY OF JACKSON, OHIO

NOTES TO THE BASIC FINANCIAL STATEMENTS
FOR THE YEAR ENDED DECEMBER 31, 2017

NOTE 19 - COMMITMENTS

A. Contractual Commitments

At December 31, 2017, the City had the following contractual commitments:

Project	Purchase Commitments	Amount Paid as of 12/31/2017	Amount Remaining on Contracts
Vactor Truck	\$ 343,813	\$ -	\$ 343,813
Railroad Rehab Project	51,243	-	51,243
Parkview to Main Street Sewer Line	20,464	16,214	4,250
Main Street Brick Removal	1,016,726	993,428	23,298
Utility Office Software Upgrade	38,540	3,854	34,686
New Service Truck	150,403	-	150,403
Jamestown Electric Substation	1,041,560	110,186	931,374
McCarty Lane Pump Station Renovation	92,400	10,390	82,010
McCarty Lane Reconstruction Project	1,915,828	1,024,011	891,817
	<u>\$ 4,670,977</u>	<u>\$ 2,158,083</u>	<u>\$ 2,512,894</u>

B. Other Commitments

The City utilizes encumbrance accounting as part of its budgetary controls. Encumbrances outstanding at year end may be reported as part of restricted, committed, or assigned classifications of fund balance. At year end, the City's commitments for encumbrances in the governmental funds were as follows:

<u>Fund</u>	<u>Year-End Encumbrances</u>
General fund	\$ 1,775
Nonmajor governmental funds	<u>12,148</u>
Total	<u>\$ 13,923</u>

NOTE 19 – SUBSEQUENT EVENTS

On April 23, 2018, the City passed and adopted Ordinance No. 12-18. In accordance with this Ordinance, the City has decided to sell 6 acres of the Cemetery fund's (a nonmajor governmental fund) existing land to the City's Electric Fund. As part of this agreement, the City's Electric Fund will pay \$60,000 per year for 6 years to the City's Cemetery fund (a nonmajor governmental fund). The first payment will be made in 2018. On May 14, 2018, the City passed and adopted a related Ordinance, Ordinance No. 19-18. In accordance with this Ordinance, the City has agreed to sell 0.913 acres of the Electric fund's newly acquired land to American Electric Power. The purchase price is equal to \$100 plus the construction of a switchyard.

On May 22, 2018 the City Council approved Ordinance 16-18 providing for an income tax at the annual rate of 1% for the purposes of providing additional funding for the operation of the City Police Department. However, this measure was repealed in the November 2018 general election.

This page intentionally left blank.

CITY OF JACKSON, OHIO

SCHEDULES OF REQUIRED SUPPLEMENTARY INFORMATION

SCHEDULE OF THE CITY'S PROPORTIONATE SHARE OF
THE NET PENSION LIABILITY/NET PENSION ASSET
OHIO PUBLIC EMPLOYEES RETIREMENT SYSTEM (OPERS)

	LAST FOUR YEARS			
	<u>2017</u>	<u>2016</u>	<u>2015</u>	<u>2014</u>
<i>Traditional Plan:</i>				
City's proportion of the net pension liability	0.031261%	0.031380%	0.031404%	0.031404%
City's proportionate share of the net pension liability	\$ 7,098,841	\$ 5,435,412	\$ 3,787,674	\$ 3,702,121
City's covered payroll	\$ 4,041,175	\$ 4,093,642	\$ 3,659,608	\$ 3,779,815
City's proportionate share of the net pension liability as a percentage of its covered payroll	175.66%	132.78%	103.50%	97.94%
Plan fiduciary net position as a percentage of the total pension liability	77.25%	81.08%	86.45%	86.36%
<i>Combined Plan:</i>				
City's proportion of the net pension asset	0.010959%	0.011720%	0.012157%	0.012157%
City's proportionate share of the net pension asset	\$ 6,099	\$ 5,703	\$ 4,682	\$ 1,275
City's covered payroll	\$ 42,658	\$ 42,658	\$ 44,433	\$ 50,962
City's proportionate share of the net pension asset as a percentage of its covered payroll	14.30%	13.37%	10.54%	2.50%
Plan fiduciary net position as a percentage of the total pension asset	116.55%	116.90%	114.83%	104.56%
<i>Member Directed Plan:</i>				
City's proportion of the net pension asset	0.000809%	0.000880%	n/a	n/a
City's proportionate share of the net pension asset	\$ 3	\$ 3	n/a	n/a
City's covered payroll	\$ 504	\$ 4,900	n/a	n/a
City's proportionate share of the net pension asset as a percentage of its covered payroll	0.60%	0.06%	n/a	n/a
Plan fiduciary net position as a percentage of the total pension asset	103.40%	103.91%	n/a	n/a

Note: Information prior to 2014 was unavailable. Schedule is intended to show information for 10 years. Additional years will be displayed as they become available.

Amounts presented as of the City's measurement date which is the prior year.

SEE ACCOMPANYING NOTES TO THE REQUIRED SUPPLEMENTARY INFORMATION

CITY OF JACKSON, OHIO

SCHEDULES OF REQUIRED SUPPLEMENTARY INFORMATION

SCHEDULE OF THE CITY'S PROPORTIONATE SHARE OF
THE NET PENSION LIABILITY
OHIO POLICE AND FIRE (OP&F) PENSION FUND

	LAST FOUR YEARS			
	<u>2017</u>	<u>2016</u>	<u>2015</u>	<u>2014</u>
City's proportion of the net pension liability	0.03610600%	0.03745200%	0.03705100%	0.03705100%
City's proportionate share of the net pension liability	\$ 2,286,896	\$ 2,409,344	\$ 1,919,396	\$ 1,804,500
City's covered payroll	\$ 863,416	\$ 888,521	\$ 769,095	\$ 833,772
City's proportionate share of the net pension liability as a percentage of its covered payroll	264.87%	271.16%	249.57%	216.43%
Plan fiduciary net position as a percentage of the total pension liability	68.36%	66.77%	72.20%	73.00%

Note: Information prior to 2014 was unavailable. Schedule is intended to show information for 10 years. Additional years will be displayed as they become available.

Amounts presented as of the City's measurement date which is the prior year.

SEE ACCOMPANYING NOTES TO THE REQUIRED SUPPLEMENTARY INFORMATION

This page intentionally left blank.

CITY OF JACKSON, OHIO

SCHEDULES OF REQUIRED SUPPLEMENTARY INFORMATION

SCHEDULE OF CITY CONTRIBUTIONS
OHIO PUBLIC EMPLOYEES RETIREMENT SYSTEM (OPERS)

LAST TEN YEARS

	<u>2017</u>	<u>2016</u>	<u>2015</u>	<u>2014</u>
<i>Traditional Plan:</i>				
Contractually required contribution	\$ 536,163	\$ 484,941	\$ 491,237	\$ 439,153
Contributions in relation to the contractually required contribution	<u>(536,163)</u>	<u>(484,941)</u>	<u>(491,237)</u>	<u>(439,153)</u>
Contribution deficiency (excess)	<u>\$ -</u>	<u>\$ -</u>	<u>\$ -</u>	<u>\$ -</u>
City's covered payroll	\$ 4,124,331	\$ 4,041,175	\$ 4,093,642	\$ 3,659,608
Contributions as a percentage of covered payroll	13.00%	12.00%	12.00%	12.00%
<i>Combined Plan:</i>				
Contractually required contribution	\$ 8,271	\$ 5,119	\$ 5,119	\$ 5,332
Contributions in relation to the contractually required contribution	<u>(8,271)</u>	<u>(5,119)</u>	<u>(5,119)</u>	<u>(5,332)</u>
Contribution deficiency (excess)	<u>\$ -</u>	<u>\$ -</u>	<u>\$ -</u>	<u>\$ -</u>
City's covered payroll	\$ 63,623	\$ 42,658	\$ 42,658	\$ 44,433
Contributions as a percentage of covered payroll	13.00%	12.00%	12.00%	12.00%
<i>Member Directed Plan:</i>				
Contractually required contribution	\$ 420	\$ 504	\$ 588	
Contributions in relation to the contractually required contribution	<u>(420)</u>	<u>(504)</u>	<u>(588)</u>	
Contribution deficiency (excess)	<u>\$ -</u>	<u>\$ -</u>	<u>\$ -</u>	
City's covered payroll	\$ 4,200	\$ 4,200	\$ 4,900	
Contributions as a percentage of covered payroll	10.00%	12.00%	12.00%	

SEE ACCOMPANYING NOTES TO THE REQUIRED SUPPLEMENTARY INFORMATION

<u>2013</u>	<u>2012</u>	<u>2011</u>	<u>2010</u>	<u>2009</u>	<u>2008</u>
\$ 491,376	\$ 365,450	\$ 364,759	\$ 304,917	\$ 291,588	\$ 249,992
<u>(491,376)</u>	<u>(365,450)</u>	<u>(364,759)</u>	<u>(304,917)</u>	<u>(291,588)</u>	<u>(249,992)</u>
<u>\$ -</u>	<u>\$ -</u>	<u>\$ -</u>	<u>\$ -</u>	<u>\$ -</u>	<u>\$ -</u>
\$ 3,779,815	\$ 3,654,500	\$ 3,647,590	\$ 3,419,630	\$ 3,588,775	\$ 3,571,314
13.00%	10.00%	10.00%	8.92%	8.13%	7.00%
\$ 6,625	\$ 4,214	\$ 2,917	\$ -	\$ -	\$ -
<u>(6,625)</u>	<u>(4,214)</u>	<u>(2,917)</u>	<u>-</u>	<u>-</u>	<u>-</u>
<u>\$ -</u>	<u>\$ -</u>	<u>\$ -</u>	<u>\$ -</u>	<u>\$ -</u>	<u>\$ -</u>
\$ 50,962	\$ 53,006	\$ 36,692	\$ -	\$ -	\$ -
13.00%	7.95%	7.95%	9.69%	8.13%	7.00%

CITY OF JACKSON, OHIO

SCHEDULES OF REQUIRED SUPPLEMENTARY INFORMATION

SCHEDULE OF CITY CONTRIBUTIONS
OHIO POLICE AND FIRE (OP&F) PENSION FUND

LAST TEN YEARS

	<u>2017</u>	<u>2016</u>	<u>2015</u>	<u>2014</u>
<i>Police:</i>				
Contractually required contribution	\$ 169,054	\$ 164,049	\$ 168,819	\$ 146,128
Contributions in relation to the contractually required contribution	<u>(169,054)</u>	<u>(164,049)</u>	<u>(168,819)</u>	<u>(146,128)</u>
Contribution deficiency (excess)	<u>\$ -</u>	<u>\$ -</u>	<u>\$ -</u>	<u>\$ -</u>
City's covered payroll	\$ 889,758	\$ 863,416	\$ 888,521	\$ 769,095
Contributions as a percentage of covered payroll	19.00%	19.00%	19.00%	19.00%

SEE ACCOMPANYING NOTES TO THE REQUIRED SUPPLEMENTARY INFORMATION

<u>2013</u>	<u>2012</u>	<u>2011</u>	<u>2010</u>	<u>2009</u>	<u>2008</u>
\$ 132,403	\$ 96,149	\$ 93,383	\$ 88,651	\$ 89,719	\$ 95,434
<u>(132,403)</u>	<u>(96,149)</u>	<u>(93,383)</u>	<u>(88,651)</u>	<u>(89,719)</u>	<u>(95,434)</u>
<u>\$ -</u>	<u>\$ -</u>	<u>\$ -</u>	<u>\$ -</u>	<u>\$ -</u>	<u>\$ -</u>
\$ 833,597	\$ 754,110	\$ 732,416	\$ 695,302	\$ 703,678	\$ 748,502
15.88%	12.75%	12.75%	12.75%	12.75%	12.75%

CITY OF JACKSON, OHIO

**NOTES TO REQUIRED SUPPLEMENTARY INFORMATION
FOR THE YEAR ENDED DECEMBER 31, 2017**

OHIO PUBLIC EMPLOYEES RETIREMENT SYSTEM (OPERS)

Changes in benefit terms : There were no changes in benefit terms from the amounts reported for 2014-2017.

Changes in assumptions : There were no changes in methods and assumptions used in the calculation of actuarial determined contributions for 2014-2016. For 2017, the following were the most significant changes of assumptions that affected the total pension liability since the prior measurement date: (a) reduction in the actuarially assumed rate of return from 8.00% down to 7.50%, (b) for defined benefit investments, decreasing the wage inflation from 3.75% to 3.25% and (c) changing the future salary increases from a range of 4.25%-10.05% to 3.25%-10.75%.

OHIO POLICE AND FIRE (OP&F) PENSION FUND

Changes in benefit terms : There were no changes in benefit terms from the amounts reported for 2014-2016. For 2017, the Cost of Living Adjustment (COLA) was reduced to 0% effective July 1, 2017.

Changes in assumptions : There were no changes in methods and assumptions used in the calculation of actuarial determined contributions for 2014-2016. For 2017, the following were the most significant changes of assumptions that affected the total pension liability since the prior measurement date: (a) the COLA was reduced to zero, (b) inflation assumptions were lowered from 2.75% to 2.50%, (c) Investment return assumptions were lowered from 7.75% to 7.45%, (d) total salary increases rates were lowered by decreasing merit component of the individual salary increases, as well as by 0.25% due to lower inflation, (e) payroll growth assumptions were lowered to 3.00%, (f) updated the health and disability mortality assumption to the "RP-2014" mortality tables with generational improvement scale MP-2016 and (g) rates of retirement, termination and disability were modified to better reflect anticipated future experience.



Dave Yost • Auditor of State

INDEPENDENT AUDITOR'S REPORT ON INTERNAL CONTROL OVER FINANCIAL REPORTING AND ON COMPLIANCE AND OTHER MATTERS REQUIRED BY GOVERNMENT AUDITING STANDARDS

City of Jackson
Jackson County
P.O. Box 1090
Jackson, Ohio 45640

To the City Council:

We have audited, in accordance with auditing standards generally accepted in the United States and the Comptroller General of the United States' *Government Auditing Standards*, the financial statements of the governmental activities, the business-type activities, each major fund and the aggregate remaining fund information of the City of Jackson, Jackson County, Ohio (the City), as of and for the year ended December 31, 2017, and the related notes to the financial statements, which collectively comprise the City's basic financial statements and have issued our report thereon dated December 13, 2018. We also noted the City restated the January 1, 2017 net position in the Sewer Fund and Business-Type Activities by \$355,811 relating to a previously unidentified construction-in-progress asset.

Internal Control Over Financial Reporting

As part of our financial statement audit, we considered the City's internal control over financial reporting (internal control) to determine the audit procedures appropriate in the circumstances to the extent necessary to support our opinion on the financial statements, but not to the extent necessary to opine on the effectiveness of the City's internal control. Accordingly, we have not opined on it.

A *deficiency in internal control* exists when the design or operation of a control does not allow management or employees, when performing their assigned functions, to prevent, or detect and timely correct misstatements. A *material weakness* is a deficiency, or combination of internal control deficiencies resulting in a reasonable possibility that internal control will not prevent or detect and timely correct a material misstatement of the City's financial statements. A *significant deficiency* is a deficiency, or a combination of deficiencies, in internal control that is less severe than a material weakness, yet important enough to merit attention by those charged with governance.

Our consideration of internal control was for the limited purpose described in the first paragraph of this section and was not designed to identify all internal control deficiencies that might be material weaknesses or significant deficiencies. Therefore, unidentified material weaknesses or significant deficiencies may exist. We did identify a certain deficiency in internal control, described in the accompanying Schedule of Findings that we consider a material weakness. We consider Finding 2017-001 to be a material weakness.

Compliance and Other Matters

As part of reasonably assuring whether the City's financial statements are free of material misstatement, we tested its compliance with certain provisions of laws, regulations, contracts, and grant agreements, noncompliance with which could directly and materially affect the determination of financial statement amounts. However, opining on compliance with those provisions was not an objective of our audit, and accordingly, we do not express an opinion. The results of our tests disclosed no instances of noncompliance or other matters we must report under *Government Auditing Standards*.

Entity's Response to Finding

The City's response to the Finding identified in our audit is described in the accompanying Schedule of Findings. We did not audit the City's response and, accordingly, we express no opinion on it.

Purpose of this Report

This report only describes the scope of our internal control and compliance testing and our testing results, and does not opine on the effectiveness of the City's internal control or on compliance. This report is an integral part of an audit performed under *Government Auditing Standards* in considering the City's internal control and compliance. Accordingly, this communication is not suitable for any other purpose.



Dave Yost
Auditor of State
Columbus, Ohio

December 13, 2018

CITY OF JACKSON
JACKSON COUNTY

SCHEDULE OF FINDINGS
DECEMBER 31, 2017

FINDING RELATED TO THE FINANCIAL STATEMENTS
REQUIRED TO BE REPORTED IN ACCORDANCE WITH GAGAS

FINDING NUMBER 2017-001

Material Weakness

In our audit engagement letter, as required by AU-C § 210, Terms of Engagement, paragraph .06, management acknowledged its responsibility for the preparation and fair presentation of their financial statements; this responsibility includes designing, implementing and maintaining internal control relevant to preparing and fairly presenting financial statements free from material misstatement, whether due to fraud or error as discussed in AU-C § 210 paragraphs .A14 & .A16. Governmental Accounting Standards Board (GASB) Cod. 1100 paragraph .101 provides that a governmental accounting system must make it possible both: (a) to present fairly and with full disclosure the funds and activities of the governmental unit in conformity with generally accepted accounting principles, and (b) to determine and demonstrate compliance with finance-related legal and contractual provisions.

The Sewer Construction-in-Progress additions were not posted in the correct accounting period for \$355,810. This misstatement was caused by oversight by management. Management agrees with this reclassification and the changes are reflected in the accompanying financial statements.

The Auditor should perform additional review of Construction-in-Progress to ensure proper posting.

Official's Response: We will perform additional reviews of all Construction in Progress in the future to ensure proper posting.

This page intentionally left blank.

**SUMMARY SCHEDULE OF PRIOR AUDIT FINDINGS
DECEMBER 31, 2017**

Finding Number	Finding Summary	Status	Additional Information
2016-001	Ohio Rev. Code § 4939.05- The General Fund charged the Utility Funds for Rents and Right of Ways without providing evidence that General Fund monies were expended for any costs relating to the maintenance of the City's streets, alleys, and other public grounds in accordance with approved ordinance.	Fully Corrected.	N/A

This page intentionally left blank.



Dave Yost • Auditor of State

CITY OF JACKSON

JACKSON COUNTY

CLERK'S CERTIFICATION

This is a true and correct copy of the report which is required to be filed in the Office of the Auditor of State pursuant to Section 117.26, Revised Code, and which is filed in Columbus, Ohio.

Susan Babbitt

CLERK OF THE BUREAU

**CERTIFIED
DECEMBER 27, 2018**