



Dave Yost • Auditor of State

**NORTH CANTON CITY SCHOOL DISTRICT
STARK COUNTY
JUNE 30, 2016**

TABLE OF CONTENTS

TITLE	PAGE
Independent Auditor's Report	1
Management's Discussion and Analysis.....	5
Basic Financial Statements:	
Government-wide Financial Statements:	
Statement of Net Position	17
Statement of Activities	18
Fund Financial Statements:	
Balance Sheet	
Governmental Funds.....	19
Reconciliation of Total Governmental Fund Balances to Net Position of Governmental Activities.....	20
Statement of Revenues, Expenditures and Changes in Fund Balance Governmental Funds.....	21
Reconciliation of the Statement of Revenues, Expenditures and Changes in Fund Balances of Governmental Funds to the Statement of Activities.....	22
Statement of Revenues, Expenditures and Changes in Fund Balance - Budget (Non-GAAP Basis) and Actual - General Fund.....	23
Statement of Fiduciary Net Position - Fiduciary Funds	24
Statement of Changes in Fiduciary Net Position – Private Purpose Trust Fund.....	25
Notes to the Basic Financial Statements	27
Required Supplementary Information	
Schedule of the District's Proportionate Share of the Net Pension Liability:	
School Employees Retirement Systems (SERS) of Ohio	64
State Teachers Retirement System (STRS) of Ohio	65
Schedule of District Contributions:	
School Employees Retirement Systems (SERS) of Ohio.....	66
State Teachers Retirement System (STRS) of Ohio	68
Notes to the Required Supplementary Information	70
Schedule of Receipts and Expenditures of Federal Awards (Prepared by Management)	71
Notes to the Schedule of Receipts and Expenditures of Federal Awards (Prepared by Management).....	72

**NORTH CANTON CITY SCHOOL DISTRICT
STARK COUNTY
JUNE 30, 2016**

**TABLE OF CONTENTS
(Continued)**

TITLE	PAGE
Independent Auditor's Report on Internal Control Over Financial Reporting and on Compliance and Other Matters Required by <i>Government Auditing Standards</i>	73
Independent Auditor's Report on Compliance with Requirements Applicable to Each Major Federal Program and on Internal Control Over Compliance Required by the Uniform Guidance.....	75
Schedule of Findings.....	77



Dave Yost • Auditor of State

INDEPENDENT AUDITOR'S REPORT

North Canton City School District
Stark County
525 Seventh Street NE
North Canton, Ohio 44720

To the Board of Education:

Report on the Financial Statements

We have audited the accompanying financial statements of the governmental activities, the major fund, and the aggregate remaining fund information of North Canton City School District, Stark County, Ohio (the District), as of and for the year ended June 30, 2016, and the related notes to the financial statements, which collectively comprise the District's basic financial statements as listed in the table of contents.

Management's Responsibility for the Financial Statements

Management is responsible for preparing and fairly presenting these financial statements in accordance with accounting principles generally accepted in the United States of America; this includes designing, implementing, and maintaining internal control relevant to preparing and fairly presenting financial statements that are free from material misstatement, whether due to fraud or error.

Auditor's Responsibility

Our responsibility is to opine on these financial statements based on our audit. We audited in accordance with auditing standards generally accepted in the United States of America and the financial audit standards in the Comptroller General of the United States' *Government Auditing Standards*. Those standards require us to plan and perform the audit to reasonably assure the financial statements are free from material misstatement.

An audit requires obtaining evidence about financial statement amounts and disclosures. The procedures selected depend on our judgment, including assessing the risks of material financial statement misstatement, whether due to fraud or error. In assessing those risks, we consider internal control relevant to the District's preparation and fair presentation of the financial statements in order to design audit procedures that are appropriate in the circumstances, but not to the extent needed to opine on the effectiveness of the District's internal control. Accordingly, we express no opinion. An audit also includes evaluating the appropriateness of management's accounting policies and the reasonableness of their significant accounting estimates, as well as our evaluation of the overall financial statement presentation.

We believe the audit evidence we obtained is sufficient and appropriate to support our audit opinions.

Opinion

In our opinion, the financial statements referred to above present fairly, in all material respects, the respective financial position of the governmental activities, the major fund, and the aggregate remaining fund information of North Canton City School District, Stark County, Ohio, as of June 30, 2016, and the respective changes in financial position thereof and the budgetary comparisons for the General fund for the year then ended in accordance with the accounting principles generally accepted in the United States of America.

Other Matters

Required Supplementary Information

Accounting principles generally accepted in the United States of America require this presentation to include *Management's discussion and analysis* and schedules of net pension liabilities and pension contributions listed in the table of contents, to supplement the basic financial statements. Although this information is not part of the basic financial statements, the Governmental Accounting Standards Board considers it essential for placing the basic financial statements in an appropriate operational, economic, or historical context. We applied certain limited procedures to the required supplementary information in accordance with auditing standards generally accepted in the United States of America, consisting of inquiries of management about the methods of preparing the information and comparing the information for consistency with management's responses to our inquiries, to the basic financial statements, and other knowledge we obtained during our audit of the basic financial statements. We do not opine or provide any assurance on the information because the limited procedures do not provide us with sufficient evidence to opine or provide any other assurance.

Supplementary and Other Information

Our audit was conducted to opine on the District's basic financial statements taken as a whole.

The Schedule of Receipts and Expenditures of Federal Awards (Schedule) presents additional analysis as required by Title 2 U.S. Code of Federal Regulations (CFR) Part 200, Uniform Administrative Requirements, Cost Principles, and Audit Requirements for Federal Awards and is not a required part of the financial statements.

The schedule is management's responsibility, and derives from and relate directly to the underlying accounting and other records used to prepare the basic financial statements. We subjected this schedule to the auditing procedures we applied to the basic financial statements. We also applied certain additional procedures, including comparing and reconciling schedules directly to the underlying accounting and other records used to prepare the basic financial statements or to the basic financial statements themselves in accordance with auditing standards generally accepted in the United States of America. In our opinion, this schedule is fairly stated in all material respects in relation to the basic financial statements taken as a whole.

Other Reporting Required by Government Auditing Standards

In accordance with *Government Auditing Standards*, we have also issued our report dated February 23, 2017, on our consideration of the District's internal control over financial reporting and our tests of its compliance with certain provisions of laws, regulations, contracts and grant agreements and other matters. That report describes the scope of our internal control testing over financial reporting and compliance, and the results of that testing, and does not opine on internal control over financial reporting or on compliance. That report is an integral part of an audit performed in accordance with *Government Auditing Standards* in considering the District's internal control over financial reporting and compliance.

A handwritten signature in black ink that reads "Dave Yost". The signature is written in a cursive style with a large, looping initial "D".

Dave Yost
Auditor of State
Columbus, Ohio

February 23, 2017

THIS PAGE INTENTIONALLY LEFT BLANK.

**NORTH CANTON CITY SCHOOL DISTRICT
STARK COUNTY, OHIO**

MANAGEMENT'S DISCUSSION AND ANALYSIS
FOR THE FISCAL YEAR ENDED JUNE 30, 2016
(UNAUDITED)

The Management's Discussion and Analysis of the North Canton City School District's (the "District") financial performance provides an overall review of the District's financial activities for the fiscal year ended June 30, 2016. The intent of this discussion and analysis is to look at the District's financial performance as a whole; readers should also review the basic financial statements and the notes to the basic financial statements to enhance their understanding of the District's financial performance.

Financial Highlights

Key financial highlights for fiscal year 2016 are as follows:

- In total, net position of governmental activities increased \$3,838,900 which represents a 7.28% increase from 2015's net position.
- General revenues accounted for \$43,094,309 in revenue or 85.33% of all revenues. Program specific revenues in the form of charges for services and sales, operating grants and contributions accounted for \$7,406,613 or 14.67% of total revenues of \$50,500,922.
- The District had \$46,662,022 in expenses related to governmental activities; only \$7,406,613 of these expenses was offset by program specific charges for services, operating grants or contributions. General revenues supporting governmental activities (primarily taxes and unrestricted grants and entitlements) of \$43,094,309 were adequate to provide for these programs.
- The District's major governmental fund is the general fund. The general fund had \$43,053,847 in revenues and \$41,828,949 in expenditures and other financing uses. During fiscal year 2016, the general fund's fund balance increased \$1,239,806 from \$1,699,640 to \$2,939,446.

Using the Basic Financial Statements

This annual report consists of a series of financial statements and notes to those statements. These statements are organized so the reader can understand the District as a financial whole, an entire operating entity. The statements then proceed to provide an increasingly detailed look at specific financial activities.

The *Statement of Net Position* and *Statement of Activities* provide information about the activities of the whole District, presenting both an aggregate view of the District's finances and a longer-term view of those finances. Fund financial statements provide the next level of detail. For governmental funds, these statements tell how services were financed in the short-term as well as what remains for future spending. The fund financial statements also look at the District's most significant funds with all other nonmajor funds presented in total in one column. In the case of the District, the general fund by far is the most significant fund, and is the only governmental funds reported as a major fund.

Reporting the District as a Whole

Statement of Net Position and the Statement of Activities

While this document contains the large number of funds used by the District to provide programs and activities, the view of the District as a whole looks at all financial transactions and asks the question, "How did we do financially during 2016?" The Statement of Net Position and the Statement of Activities answer this question. These statements include *all assets, deferred outflows of resources, liabilities, deferred inflows of resources, revenues and expenses* using the *accrual basis of accounting* similar to the accounting used by most private-sector companies. This basis of accounting will take into account all of the current year's revenues and expenses regardless of when cash is received or paid.

**NORTH CANTON CITY SCHOOL DISTRICT
STARK COUNTY, OHIO**

MANAGEMENT'S DISCUSSION AND ANALYSIS
FOR THE FISCAL YEAR ENDED JUNE 30, 2016
(UNAUDITED)

These two statements report the District's *net position* and changes in that net position. This change in net position is important because it tells the reader that, for the District as a whole, the *financial position* of the District has improved or diminished. The causes of this change may be the result of many factors, some financial, some not. Non-financial factors include the District's property tax base, current property tax laws in Ohio restricting revenue growth, facility conditions, required educational programs and other factors.

In the Statement of Net Position and the Statement of Activities, the governmental activities include the District's programs and services, including instruction, support services, operation of non-instructional services and extracurricular activities.

The District's Statement of Net Position and Statement of Activities can be found on pages 17-18 of this report.

Reporting the District's Most Significant Funds

Fund Financial Statements

The analysis of the District's major governmental funds begins on page 12. Fund financial reports provide detailed information about the District's major funds. The District uses many funds to account for a multitude of financial transactions. However, these fund financial statements focus on the District's most significant funds. The District's major governmental fund is the general fund.

Governmental Funds

Most of the District's activities are reported in governmental funds, which focus on how money flows into and out of those funds and the balances left at year-end available for spending in future periods. These funds are reported using an accounting method called *modified accrual* accounting, which measures cash and all other *financial assets* that can readily be converted to cash. The governmental fund financial statements provide a detailed *short-term* view of the District's general government operations and the basic services it provides. Governmental fund information helps you determine whether there are more or fewer financial resources that can be spent in the near future to finance educational programs. The relationship (or differences) between governmental *activities* (reported in the Statement of Net Position and the Statement of Activities) and governmental *funds* is reconciled in the basic financial statements. The basic governmental fund financial statements can be found on pages 19-23 of this report.

Reporting the District's Fiduciary Responsibilities

The District is the trustee, or fiduciary, for its scholarship programs. This activity is presented as a private-purpose trust fund. The District also acts in a trustee capacity as an agent for individuals. These activities are reported in an agency fund. All of the District's fiduciary activities are reported in separate statements of fiduciary net position and changes in fiduciary net position on pages 24 and 25. These activities are excluded from the District's other financial statements because the assets cannot be utilized by the District to finance its operations.

Notes to the Basic Financial Statements

The notes provide additional information that is essential to a full understanding of the data provided in the government-wide and fund financial statements. These notes to the basic financial statements can be found on pages 27-62 of this report.

Required Supplementary Information

In addition to the basic financial statements and accompanying notes, this report also presents certain required supplementary information concerning the District's net pension liability. The required supplementary information can be found on pages 64-70 of this report.

**NORTH CANTON CITY SCHOOL DISTRICT
STARK COUNTY, OHIO**

MANAGEMENT'S DISCUSSION AND ANALYSIS
FOR THE FISCAL YEAR ENDED JUNE 30, 2016
(UNAUDITED)

The District as a Whole

The Statement of Net Position provides the perspective of the District as a whole.

The table below provides a summary of the District's net position at June 30, 2016 and June 30, 2015.

	Net Position	
	Governmental Activities <u>2016</u>	Governmental Activities <u>2015</u>
<u>Assets</u>		
Current and other assets	\$ 37,387,532	\$ 36,328,469
Capital assets, net	<u>23,587,952</u>	<u>23,965,592</u>
Total assets	<u>60,975,484</u>	<u>60,294,061</u>
<u>Deferred Outflows of Resources</u>		
Unamortized deferred charges on debt refunding	146,561	189,458
Pension	<u>6,655,748</u>	<u>4,290,041</u>
Total deferred outflows of resources	<u>6,802,309</u>	<u>4,479,499</u>
<u>Liabilities</u>		
Current liabilities	6,159,376	6,630,235
Long-term liabilities:		
Due within one year	2,318,899	2,749,568
Due in more than one year:		
Net pension liability	66,195,822	59,688,718
Other amounts	<u>10,697,683</u>	<u>12,691,304</u>
Total liabilities	<u>85,371,780</u>	<u>81,759,825</u>
<u>Deferred Inflows of Resources</u>		
Property taxes levied for next year	25,591,655	24,955,028
Pensions	<u>5,715,278</u>	<u>10,798,527</u>
Total deferred inflows of resources	<u>31,306,933</u>	<u>35,753,555</u>
<u>Net Position</u>		
Net investment in capital assets	13,593,928	11,760,118
Restricted	1,939,469	2,221,834
Unrestricted	<u>(64,434,317)</u>	<u>(66,721,772)</u>
Total net position	<u>\$ (48,900,920)</u>	<u>\$ (52,739,820)</u>

During a prior fiscal year, the District adopted Governmental Accounting Standards Board (GASB) Statement 68, "Accounting and Financial Reporting for Pensions—an Amendment of GASB Statement 27," and GASB Statement 71, "Pension Transition for Contributions Made Subsequent to the Measurement Date - an amendment of GASB Statement 68" which significantly revises accounting for pension costs and liabilities. For reasons discussed below, many end users of this financial statement will gain a clearer understanding of the District's actual financial condition by adding deferred inflows related to pension and the net pension liability to the reported net position and subtracting deferred outflows related to pension.

Governmental Accounting Standards Board standards are national and apply to all government financial reports prepared in accordance with generally accepted accounting principles. When accounting for pension costs, GASB 27 focused on a funding approach.

**NORTH CANTON CITY SCHOOL DISTRICT
STARK COUNTY, OHIO**

MANAGEMENT'S DISCUSSION AND ANALYSIS
FOR THE FISCAL YEAR ENDED JUNE 30, 2016
(UNAUDITED)

This approach limited pension costs to contributions annually required by law, which may or may not be sufficient to fully fund each plan's *net pension liability*. GASB 68 takes an earnings approach to pension accounting; however, the nature of Ohio's statewide pension systems and state law governing those systems requires additional explanation in order to properly understand the information presented in these statements.

Under the standards required by GASB 68, the net pension liability equals the District's proportionate share of each plan's collective:

1. Present value of estimated future pension benefits attributable to active and inactive employees' past service
2. Minus plan assets available to pay these benefits

GASB notes that pension obligations, whether funded or unfunded, are part of the "employment exchange" – that is, the employee is trading his or her labor in exchange for wages, benefits, and the promise of a future pension. GASB noted that the unfunded portion of this pension promise is a present obligation of the government, part of a bargained-for benefit to the employee, and should accordingly be reported by the government as a liability since they received the benefit of the exchange. However, the District is not responsible for certain key factors affecting the balance of this liability. In Ohio, the employee shares the obligation of funding pension benefits with the employer. Both employer and employee contribution rates are capped by State statute. A change in these caps requires action of both Houses of the General Assembly and approval of the Governor. Benefit provisions are also determined by State statute. The employee enters the employment exchange with the knowledge that the employer's promise is limited not by contract but by law. The employer enters the exchange also knowing that there is a specific, legal limit to its contribution to the pension system. In Ohio, there is no legal means to enforce the unfunded liability of the pension system *as against the public employer*. State law operates to mitigate/lessen the moral obligation of the public employer to the employee, because all parties enter the employment exchange with notice as to the law. The pension system is responsible for the administration of the plan.

Most long-term liabilities have set repayment schedules or, in the case of compensated absences (i.e. sick and vacation leave), are satisfied through paid time-off or termination payments. There is no repayment schedule for the net pension liability. As explained above, changes in pension benefits, contribution rates, and return on investments affect the balance of the net pension liability, but are outside the control of the local government. In the event that contributions, investment returns, and other changes are insufficient to keep up with required pension payments, State statute does not assign/identify the responsible party for the unfunded portion. Due to the unique nature of how the net pension liability is satisfied, this liability is separately identified within the long-term liability section of the statement of net position.

In accordance with GASB 68, the District's statements prepared on an accrual basis of accounting include an annual pension expense for their proportionate share of each plan's *change* in net pension liability not accounted for as deferred inflows/outflows.

Over time, net position can serve as a useful indicator of a government's financial position. At June 30, 2016, the District's liabilities and deferred inflows of resources exceeded assets plus deferred outflows of resources by \$48,900,920. At year-end, restricted net position was \$1,939,469.

At year-end, capital assets represented 34.80% of total assets plus deferred outflows. Capital assets include land, land improvements, buildings and improvements, furniture and equipment and vehicles. Net investment in capital assets at June 30, 2016, were \$13,593,928. These capital assets are used to provide services to the students and are not available for future spending. Although the District's investment in capital assets is reported net of related debt, it should be noted that the resources to repay the debt must be provided from other sources, since capital assets may not be used to liquidate these liabilities.

**NORTH CANTON CITY SCHOOL DISTRICT
STARK COUNTY, OHIO**

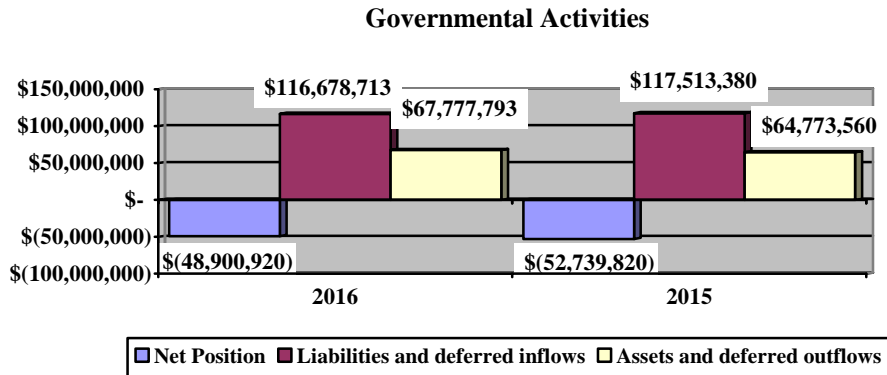
**MANAGEMENT'S DISCUSSION AND ANALYSIS
FOR THE FISCAL YEAR ENDED JUNE 30, 2016
(UNAUDITED)**

Assets of the District increased \$681,423 or 1.13%. The most significant increases were in the areas of equity in pooled and cash equivalents and property taxes receivable. Equity in pooled cash and cash equivalents increased due primarily to better cash management in the District's general fund. Property taxes receivable increased due to an increase in assessed values throughout the District that will lead to an increase in future property tax revenues.

Liabilities of the District increased \$3,611,955 or 4.42%. Current liabilities decreased due primarily to a decrease in accrued wages and benefits payable at year-end. In 2015, a liability for contingency bonus was outstanding while, in 2016, it was paid in June. Long-term liabilities increased due to a large increase in net pension liability.

A portion of the District's net position, \$1,939,469, represents resources that are subject to external restriction on how they may be used. This decreased from fiscal year 2015 is due to less amounts being restricted for capital projects, debt service and federally funded programs. The remaining balance of unrestricted net position is a deficit of (\$64,434,317).

The graph below shows the District's assets, deferred outflows of resources, liabilities, deferred inflows of resources and net position at June 30, 2016 and 2015.



The table below shows the change in net position for fiscal years 2016 and 2015.

	Change in Net Position	
	Governmental Activities <u>2016</u>	Governmental Activities <u>2015</u>
<u>Revenues</u>		
Program revenues:		
Charges for services and sales	\$ 2,407,492	\$ 2,347,500
Operating grants and contributions	4,999,121	4,474,020
General revenues:		
Property taxes	25,681,515	25,571,107
Grants and entitlements	17,187,926	17,340,653
Investment earnings	10,768	8,792
Miscellaneous	<u>214,100</u>	<u>344,236</u>
Total revenues	<u>\$ 50,500,922</u>	<u>\$ 50,086,308</u>

(Continued)

**NORTH CANTON CITY SCHOOL DISTRICT
STARK COUNTY, OHIO**

MANAGEMENT'S DISCUSSION AND ANALYSIS
FOR THE FISCAL YEAR ENDED JUNE 30, 2016
(UNAUDITED)

Change in Net Position (Continued)

	Governmental Activities <u>2016</u>	Governmental Activities <u>2015</u>
<u>Expenses</u>		
Program expenses:		
Instruction:		
Regular	\$ 19,012,077	\$ 21,800,091
Special	5,307,957	5,352,170
Vocational	1,720,162	1,555,056
Adult/continuing	93	96
Other	115,535	61,863
Support services:		
Pupil	2,734,274	1,825,612
Instructional staff	1,678,164	1,410,919
Board of education	29,260	25,727
Administration	3,680,972	3,849,883
Fiscal	1,046,197	1,140,762
Business	46,798	31,699
Operations and maintenance	4,121,612	4,344,542
Pupil transportation	2,919,424	3,005,324
Central	489,543	546,733
Operations of non-instructional services		
Other non-instructional services	268,492	379,212
Food service operations	1,698,027	1,725,275
Extracurricular activities	1,396,746	1,338,854
Interest and fiscal charges	<u>396,689</u>	<u>470,864</u>
Total expenses	<u>46,662,022</u>	<u>48,864,682</u>
Change in net position	3,838,900	1,221,626
Net position at beginning of year	<u>(52,739,820)</u>	<u>(53,961,446)</u>
Net position at end of year	<u><u>\$ (48,900,920)</u></u>	<u><u>\$ (52,739,820)</u></u>

Governmental Activities

Net position of the District's governmental activities increased \$3,838,900. Total governmental expenses of \$46,662,022 were offset by program revenues of \$7,406,613 and general revenues of \$43,094,309. Program revenues supported 15.87% of the total governmental expenses. The most significant increase in program revenues occurred in operating grants and contributions. This large increase was the result of an increase in local grants as well as an increase in special education and career tech foundation funding. Expenses of the District decreased due to costs associated with the Straight A grant.

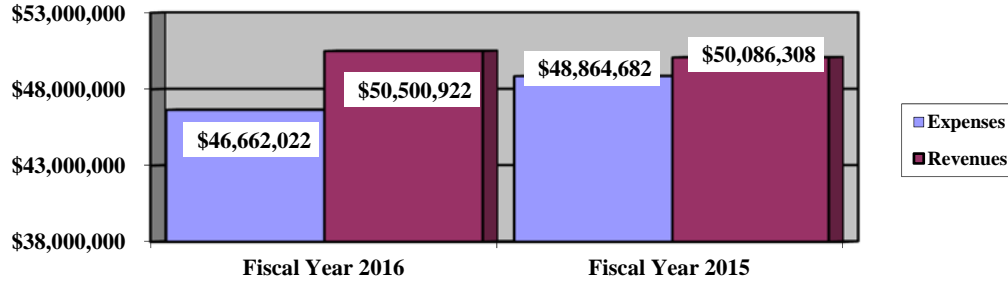
The primary sources of revenue for governmental activities are derived from property taxes and grants and entitlements. These revenue sources represent 84.89% of total governmental revenue. Property tax revenue increased due to increases in assessed property values. Real estate property is reappraised every six years.

**NORTH CANTON CITY SCHOOL DISTRICT
STARK COUNTY, OHIO**

MANAGEMENT'S DISCUSSION AND ANALYSIS
FOR THE FISCAL YEAR ENDED JUNE 30, 2016
(UNAUDITED)

The graph below presents the District's governmental activities revenue and expenses for fiscal years 2016 and 2015.

Governmental Activities - Revenues and Expenses



The Statement of Activities shows the cost of program services and the charges for services and grants offsetting those services. The following table shows, for governmental activities, the total cost of services and the net cost of services. That is, it identifies the cost of these services supported by tax revenue and unrestricted State grants and entitlements.

Governmental Activities

	Total Cost of Services <u>2016</u>	Net Cost of Services <u>2016</u>	Total Cost of Services <u>2015</u>	Net Cost of Services <u>2015</u>
Program expenses				
Instruction:				
Regular	\$ 19,012,077	\$ 18,341,378	\$ 21,800,091	\$ 21,219,056
Special	5,307,957	2,583,719	5,352,170	2,651,768
Vocational	1,720,162	1,282,376	1,555,056	1,189,292
Adult	93	93	96	96
Other	115,535	115,535	61,863	61,863
Support services:				
Pupil	2,734,274	2,656,414	1,825,612	1,724,377
Instructional staff	1,678,164	1,485,115	1,410,919	1,318,421
Board of education	29,260	29,260	25,727	25,727
Administration	3,680,972	3,348,762	3,849,883	3,521,947
Fiscal	1,046,197	1,046,197	1,140,762	1,140,762
Business	46,798	46,798	31,699	31,699
Operation and maintenance	4,121,612	4,065,300	4,344,542	4,304,206
Pupil transportation	2,919,424	2,713,267	3,005,324	2,907,728
Central	489,543	476,714	546,733	533,580
Operations of non-instructional services				
Other non-instructional services	268,492	(50,864)	379,212	21,562
Food service operations	1,698,027	(91,576)	1,725,275	78,109
Extracurricular activities	1,396,746	810,232	1,338,854	842,105
Interest and fiscal charges	396,689	396,689	470,864	470,864
Total expenses	<u>\$ 46,662,022</u>	<u>\$ 39,255,409</u>	<u>\$ 48,864,682</u>	<u>\$ 42,043,162</u>

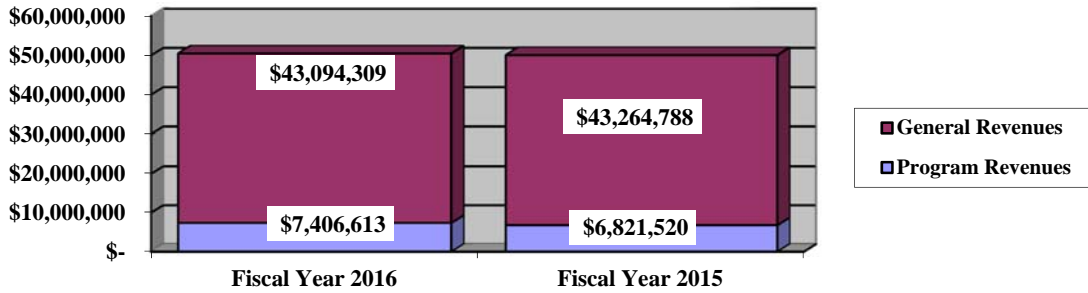
The dependence upon tax and other general revenues for governmental activities is apparent, 85.35% of instruction activities are supported through taxes and other general revenues. For all governmental activities, general revenue support is 84.13%. The District's taxpayers and unrestricted grants and entitlements from the State of Ohio, as a whole, are the primary support for District's students.

**NORTH CANTON CITY SCHOOL DISTRICT
STARK COUNTY, OHIO**

MANAGEMENT'S DISCUSSION AND ANALYSIS
FOR THE FISCAL YEAR ENDED JUNE 30, 2016
(UNAUDITED)

The graph below presents the District's governmental activities revenue for fiscal years 2016 and 2015.

Governmental Activities - General and Program Revenues



The District's Funds

The District's governmental funds (as presented on the Balance Sheet on page 19) reported a combined fund balance of \$4,621,520, which is a higher balance than last year's total balance of \$3,193,814. The schedule below indicates the fund balance and the total change in fund balance as of June 30, 2016 and 2015.

	Fund Balance June 30, 2016	Fund Balance June 30, 2015	Change
General	\$ 2,939,446	\$ 1,699,640	\$ 1,239,806
Other Governmental	1,682,074	1,494,174	187,900
Total	<u>\$ 4,621,520</u>	<u>\$ 3,193,814</u>	<u>\$ 1,427,706</u>

General Fund

The District's general fund balance increased \$1,239,806.

**NORTH CANTON CITY SCHOOL DISTRICT
STARK COUNTY, OHIO**

MANAGEMENT'S DISCUSSION AND ANALYSIS
FOR THE FISCAL YEAR ENDED JUNE 30, 2016
(UNAUDITED)

The table that follows assists in illustrating the financial activities of the general fund.

	<u>2016</u> <u>Amount</u>	<u>2015</u> <u>Amount</u>	<u>Change</u>	<u>Percentage</u> <u>Change</u>
<u>Revenues</u>				
Taxes	\$ 22,791,389	\$ 22,792,012	\$ (623)	(0.00) %
Tuition	354,528	335,381	19,147	5.71 %
Earnings on investments	10,768	8,792	1,976	22.47 %
Intergovernmental	19,024,878	18,863,886	160,992	0.85 %
Other revenues	<u>872,284</u>	<u>984,292</u>	<u>(112,008)</u>	(11.38) %
Total	<u>\$ 43,053,847</u>	<u>\$ 42,984,363</u>	<u>\$ 69,484</u>	0.16 %
<u>Expenditures</u>				
Instruction	\$ 24,983,658	\$ 25,960,976	\$ (977,318)	(3.76) %
Support services	15,388,831	14,584,930	803,901	5.51 %
Operation of non-instructional services	8,917	1,390	7,527	541.51 %
Extracurricular activities	931,184	874,048	57,136	6.54 %
Facilities acquisition and construction	560	595,584	(595,024)	(99.91) %
Debt service	<u>277,196</u>	<u>277,196</u>	<u>-</u>	- %
Total	<u>\$ 41,590,346</u>	<u>\$ 42,294,124</u>	<u>\$ (703,778)</u>	(1.66) %

Revenues of the general fund increased \$69,484 or 0.16%. The most significant increase was in the areas of intergovernmental. Intergovernmental revenues increased \$160,992 or 0.85% due to increases in Medicaid School Program (MSP) federal funding.

Expenditures of the general fund decreased \$703,778 or 1.66%. While instruction expenditures decreased \$977,318 due to lower costs associated with contingency payments, support services increased \$803,901 due to higher pupil support service costs for the District. Facilities acquisition and construction decreased \$595,024 due to capital costs being paid from the general fund for a maintenance building in fiscal year 2015.

General Fund Budgeting Highlights

The District's budget is prepared according to Ohio law and is based on accounting for certain transactions on a basis of cash receipts, disbursements and encumbrances. The most significant budgeted fund is the general fund.

During the course of fiscal year 2016, the District amended its general fund budget numerous times. For the general fund, original revenues and other financing sources of \$43,415,853 were increased to final budgeted revenues and other financing sources of \$43,695,853. Actual revenues and other financing sources for fiscal year 2016 was \$43,690,766. This represents a \$5,087 decrease from final budgeted revenues.

General fund original and final appropriations (appropriated expenditures plus other financing uses) were \$45,334,119. The actual budget basis expenditures and other financing uses for fiscal year 2016 totaled \$43,795,619, which was \$1,538,500 less than the final budget appropriations.

**NORTH CANTON CITY SCHOOL DISTRICT
STARK COUNTY, OHIO**

MANAGEMENT'S DISCUSSION AND ANALYSIS
FOR THE FISCAL YEAR ENDED JUNE 30, 2016
(UNAUDITED)

Capital Assets and Debt Administration

Capital Assets

At the end of fiscal year 2016, the District had \$23,587,952 invested in land, land improvements, buildings and improvements, furniture and equipment and vehicles. This entire amount is reported in governmental activities. The following table shows June 30, 2016 balances compared to June 30, 2015:

	Capital Assets at June 30	
	(Net of Depreciation)	
	<u>Governmental Activities</u>	
	<u>2016</u>	<u>2015</u>
Land	\$ 1,785,562	\$ 1,785,562
Land improvements	1,655,584	1,764,047
Building and improvements	17,939,584	18,304,646
Furniture and equipment	1,047,921	1,225,201
Vehicles	<u>1,159,301</u>	<u>886,136</u>
Total	<u>\$ 23,587,952</u>	<u>\$ 23,965,592</u>

Total additions to capital assets for fiscal year 2016 were \$1,062,263. The District recorded \$1,439,903 in depreciation expense for fiscal year 2016.

Refer to Note 8 in the basic financial statements for further detail on the District's capital assets.

Debt Administration

At June 30, 2016, the District had \$10,267,789 in general obligation bonds, capital leases, an energy conservation loan, tax anticipation notes, HB 264 bonds and settlement payables outstanding. Of this total, \$2,172,789 is due within one year and \$8,095,000 is due in more than one year.

The following table summarizes the bonds, lease and loan outstanding.

	Outstanding Debt, at Year End	
	Governmental	Governmental
	Activities	Activities
	<u>2016</u>	<u>2015</u>
General obligation bonds	\$ 6,255,000	\$ 7,685,000
Capital lease	116,789	384,464
Energy conservation loan	705,000	830,000
Tax anticipation notes	1,235,000	1,370,000
HB 264 bonds	1,724,000	1,990,000
Settlement payable	<u>232,000</u>	<u>261,000</u>
Total	<u>\$ 10,267,789</u>	<u>\$ 12,520,464</u>

At June 30, 2016, the District's voted debt margin was \$57,595,977 with an unvoted debt margin of \$694,741.

See Note 10 to the basic financial statements for further detail on the District's debt administration.

**NORTH CANTON CITY SCHOOL DISTRICT
STARK COUNTY, OHIO**

MANAGEMENT'S DISCUSSION AND ANALYSIS
FOR THE FISCAL YEAR ENDED JUNE 30, 2016
(UNAUDITED)

Current Financial Related Activities

The District has continued to maintain the highest standards of service to our students, parents and community. The District is always presented with challenges and opportunities. National events economically continue to affect the District and the surrounding area. The District is still reviewing and analyzing the impact this has on its personal property tax base and collections.

The District's financial outlook is always changing. Our Board of Education and administration will continue to closely monitor its revenues and expenditures to ensure they are in accordance with its financial forecast. Overall, the North Canton City School District continues to perform at a very high level as determined by target measures, which have changed for the 3rd consecutive year, on the State Report Card. The 2016 Report Card shows the district met 22 of Ohio's 29 achievement indicators, which is tied with one other district for the highest number of indicators met out of all Stark County districts. North Canton also was one of only three Stark County districts to attain an overall Progress component grade of A along with grades of A's in at least three of the four progress measures. Lastly, when assigning a point value to each letter grade for the six overall component grades on the State Report Card, North Canton ranks #1 in Stark County and is tied for #30 out of all 608 school districts in Ohio.

The District has communicated to the community that we rely upon their support for the major part of our operations, and will continue to work diligently to plan expenses, staying carefully within the District's five-year financial plan. State law limits the growth of income generated by local levies rendering revenue relatively constant. This lack of revenue growth forces the District to come back to the voters from time to time and ask for additional financial support. The District successfully passed a 6.5 mill continuing operating levy in May 2006, a 4.5 mill continuing operation levy in November 2010, and a 1.5 mill continuing permanent improvement levy in May 2013. The collections for the newest levy began in January 2014.

The State of Ohio was found by the Ohio Supreme Court in March 1997 to be operating an unconstitutional educational system, one that was neither "adequate" nor "equitable." Since 1997, the State has directed additional revenue growth toward the support of school districts with little property tax wealth. In May of 2000, the Ohio Supreme Court again ruled that, while the State had made some progress, the current funding system for schools is far too dependent on property taxes, which are inherently not "equitable" or "adequate." The Court directed the Governor and the legislature to address the fundamental issues creating the inequities. In September 2001, the Ohio Supreme Court issued an opinion regarding the State's school funding plan. The decision identified aspects of the current plan that require modification if the plan is to be considered constitutional.

The Supreme Court relinquished jurisdiction over the case based on anticipated compliance with its order. The State of Ohio, in a motion filed September 2001, asked the Court to reconsider and clarify the parts of the decision changing the school districts that are used as the basis for determining the base cost support amount and the requirement that change be made retroactive to July 1, 2001. In November 2001, the Court granted the request for reconsideration, but also ordered the parties to participate in a settlement conference with a court appointed mediator. On March 2002, the mediator issued his final report indicating that the conference was unable to produce a settlement. On December 11, 2002, the Supreme Court issued its latest opinion regarding the State's school funding plan. The decision reaffirmed earlier decisions that Ohio's current school funding plan is unconstitutional. At this time the District is unable to determine what effect, if any, this decision will have on our State funding and our financial operations.

The state funding formula was flat-lined for our District with regards to our basic education revenues for the years 2006-2009. The State funding formula for the bienium budgets of 2010-2011, and 2012-2013, saw a pattern of significant reductions to basic education revenues. For the first time in eight years, the bienium budget for 2014-2015, we began to see an influx of state funding. The 2016-2017 biennium budget will hold us relatively flat in state funding. This is primarily due to the state eliminating our Tangible Personal Property Hold Harmless over the two years. We have seen slight enrollment decreases since 2006, and we do not anticipate any large enrollment increases in the near future.

**NORTH CANTON CITY SCHOOL DISTRICT
STARK COUNTY, OHIO**

**MANAGEMENT'S DISCUSSION AND ANALYSIS
FOR THE FISCAL YEAR ENDED JUNE 30, 2016
(UNAUDITED)**

As a result, all of the District's financial abilities will be called upon to meet the challenges the future will bring. It is imperative the District's Board of Education and administration continue to carefully and prudently plan in order to provide the resources required to meet the student's desired needs over the next several years.

Contacting the District's Financial Management

This financial report is designed to provide our citizens, taxpayers, and investors and creditors with a general overview of the District's finances and to show the District's accountability for the money it receives. If you have questions about this report or need additional financial information contact Mr. Todd Tolson, Treasurer, North Canton City School District, 525 7th Street NE, North Canton, Ohio 44720.

**NORTH CANTON CITY SCHOOL DISTRICT
STARK COUNTY, OHIO**

STATEMENT OF NET POSITION
JUNE 30, 2016

	Governmental Activities
Assets:	
Equity in pooled cash and cash equivalents.	\$ 10,164,718
Receivables:	
Property taxes	26,599,679
Accounts.	25,532
Intergovernmental	498,569
Materials and supplies inventory.	84,613
Inventory held for resale.	14,421
Capital assets:	
Nondepreciable capital assets	1,785,562
Depreciable capital assets, net.	21,802,390
Capital assets, net	23,587,952
Total assets.	60,975,484
 Deferred outflows of resources:	
Unamortized deferred charges on debt refunding	146,561
Pension - STRS	5,496,495
Pension - SERS	1,159,253
Total deferred outflows of resources	6,802,309
 Liabilities:	
Accounts payable.	270,766
Accrued wages and benefits payable	4,926,845
Intergovernmental payable	155,332
Pension and postemployment benefits payable	777,284
Accrued interest payable	28,774
Unearned revenue	375
Long-term liabilities:	
Due within one year.	2,318,899
Due in more than one year:	
Net pension liability	66,195,822
Other amounts due in more than one year	10,697,683
Total liabilities	85,371,780
 Deferred inflows of resources:	
Property taxes levied for the next fiscal year	25,591,655
Pension - STRS.	5,276,292
Pension - SERS.	438,986
Total deferred inflows of resources	31,306,933
 Net position:	
Net investment in capital assets	13,593,928
Restricted for:	
Capital projects	60,659
Debt service.	1,339,980
Locally funded programs	48,621
State funded programs.	64,665
Federally funded programs	144,781
Student activities	234,883
Other purposes	45,880
Unrestricted (deficit)	(64,434,317)
Total net position.	\$ (48,900,920)

SEE ACCOMPANYING NOTES TO THE BASIC FINANCIAL STATEMENTS

**NORTH CANTON CITY SCHOOL DISTRICT
STARK COUNTY, OHIO**

STATEMENT OF ACTIVITIES
FOR THE FISCAL YEAR ENDED JUNE 30, 2016

	Program Revenues		Net (Expense) Revenue and Changes in Net Position
Expenses	Charges for Services and Sales	Operating Grants and Contributions	Governmental Activities
Governmental activities:			
Instruction:			
Regular	\$ 19,012,077	\$ 555,319	\$ 115,380
Special	5,307,957	2,822	2,721,416
Vocational	1,720,162	36,146	401,640
Adult/continuing.	93	-	-
Other	115,535	-	-
Support services:			
Pupil.	2,734,274	-	77,860
Instructional staff	1,678,164	-	193,049
Board of education	29,260	-	-
Administration.	3,680,972	200,437	131,773
Fiscal.	1,046,197	-	-
Business.	46,798	-	-
Operations and maintenance	4,121,612	56,312	-
Pupil transportation.	2,919,424	274	205,883
Central	489,543	75	12,754
Operation of non-instructional services:			
Other non-instructional services	268,492	-	319,356
Food service operations	1,698,027	1,132,937	656,666
Extracurricular activities.	1,396,746	423,170	163,344
Interest and fiscal charges	396,689	-	-
Totals	\$ 46,662,022	\$ 2,407,492	\$ 4,999,121
General revenues:			
Property taxes levied for:			
General purposes			22,883,133
Debt service.			1,476,522
Capital outlay.			1,321,860
Grants and entitlements not restricted to specific programs			17,187,926
Investment earnings			10,768
Miscellaneous			214,100
Total general revenues			43,094,309
Change in net position			3,838,900
Net position at beginning of year			(52,739,820)
Net position at end of year.			\$ (48,900,920)

SEE ACCOMPANYING NOTES TO THE BASIC FINANCIAL STATEMENTS

**NORTH CANTON CITY SCHOOL DISTRICT
STARK COUNTY, OHIO**

BALANCE SHEET
GOVERNMENTAL FUNDS
JUNE 30, 2016

	<u>General</u>	<u>Nonmajor Governmental Funds</u>	<u>Total Governmental Funds</u>
Assets:			
Equity in pooled cash and cash equivalents.	\$ 8,087,723	\$ 2,076,995	\$ 10,164,718
Receivables:			
Property taxes.	23,681,085	2,918,594	26,599,679
Accounts	21,158	4,374	25,532
Interfund loans	137,000	-	137,000
Intergovernmental.	56,119	442,450	498,569
Materials and supplies inventory.	78,163	6,450	84,613
Inventory held for resale.	-	14,421	14,421
Total assets	<u>\$ 32,061,248</u>	<u>\$ 5,463,284</u>	<u>\$ 37,524,532</u>
Liabilities:			
Accounts payable	\$ 128,217	\$ 142,549	\$ 270,766
Accrued wages and benefits payable	4,576,058	350,787	4,926,845
Compensated absences payable	71,456	-	71,456
Intergovernmental payable	150,110	5,222	155,332
Pension and postemployment benefits payable	743,231	34,053	777,284
Interfund loans payable.	-	137,000	137,000
Unearned revenue.	375	-	375
Total liabilities.	<u>5,669,447</u>	<u>669,611</u>	<u>6,339,058</u>
Deferred inflows of resources:			
Property taxes levied for the next fiscal year.	22,781,260	2,810,395	25,591,655
Delinquent property tax revenue not available.	671,095	78,126	749,221
Intergovernmental revenue not available.	-	223,078	223,078
Total deferred inflows of resources	<u>23,452,355</u>	<u>3,111,599</u>	<u>26,563,954</u>
Fund balances:			
Nonspendable:			
Materials and supplies inventory.	78,163	6,450	84,613
Restricted:			
Debt service	-	1,324,255	1,324,255
Capital improvements	-	27,032	27,032
Food service operations	-	116,784	116,784
Non-public schools	-	66,269	66,269
Other purposes.	-	48,940	48,940
Extracurricular activities	-	234,883	234,883
Committed:			
Capital improvements	-	87	87
Assigned:			
Student instruction	81,182	-	81,182
Student and staff support.	542,605	-	542,605
Subsequent year's appropriations	192,627	-	192,627
Other purposes.	23,882	-	23,882
Unassigned (deficit).	2,020,987	(142,626)	1,878,361
Total fund balances	<u>2,939,446</u>	<u>1,682,074</u>	<u>4,621,520</u>
Total liabilities, deferred inflows and fund balances	<u>\$ 32,061,248</u>	<u>\$ 5,463,284</u>	<u>\$ 37,524,532</u>

SEE ACCOMPANYING NOTES TO THE BASIC FINANCIAL STATEMENTS

**NORTH CANTON CITY SCHOOL DISTRICT
STARK COUNTY, OHIO**

RECONCILIATION OF TOTAL GOVERNMENTAL FUND BALANCES TO
NET POSITION OF GOVERNMENTAL ACTIVITIES
JUNE 30, 2016

Total governmental fund balances		\$ 4,621,520
<i>Amounts reported for governmental activities on the statement of net position are different because:</i>		
Capital assets used in governmental activities are not financial resources and therefore are not reported in the funds.		23,587,952
Other long-term assets are not available to pay for current-period expenditures and therefore are deferred inflows in the funds.		
Property taxes receivable	\$ 749,221	
Intergovernmental receivable	223,078	
Total		972,299
Unamortized premiums on bonds issued are not recognized in the funds.		(104,796)
Unamortized amounts on refundings are not recognized in the funds.		146,561
Accrued interest payable is not due and payable in the current period and therefore is not reported in the funds.		(28,774)
The net pension liability is not due and payable in the current period; therefore, the liability and related deferred inflows/outflows are not reported in governmental funds.		
Deferred outflows of resources - pension	6,655,748	
Deferred inflows of resources - pension	(5,715,278)	
Net pension liability	(66,195,822)	
Total		(65,255,352)
Long-term liabilities, including bonds payable, are not due and payable in the current period and therefore are not reported in the funds.		
General obligation bonds	(6,255,000)	
Capital lease obligations	(116,789)	
Compensated absences	(2,572,541)	
Energy conservation loan	(705,000)	
Tax anticipation notes	(1,235,000)	
Energy conservation bonds	(1,724,000)	
Settlement payable	(232,000)	
Total		(12,840,330)
Net position of governmental activities		\$ (48,900,920)

SEE ACCOMPANYING NOTES TO THE BASIC FINANCIAL STATEMENTS

**NORTH CANTON CITY SCHOOL DISTRICT
STARK COUNTY, OHIO**

STATEMENT OF REVENUES, EXPENDITURES AND CHANGES IN FUND BALANCES
GOVERNMENTAL FUNDS
FOR THE FISCAL YEAR ENDED JUNE 30, 2016

	General	Nonmajor Governmental Funds	Total Governmental Funds
Revenues:			
From local sources:			
Property taxes	\$ 22,791,389	\$ 2,786,463	\$ 25,577,852
Tuition	354,528	-	354,528
Earnings on investments	10,768	136	10,904
Charges for services	-	1,132,937	1,132,937
Extracurricular	105,051	335,765	440,816
Classroom materials and fees	393,772	571	394,343
Rental income	56,312	-	56,312
Contributions and donations	23,356	312,280	335,636
Contract services	28,556	-	28,556
Other local revenues	265,237	11,000	276,237
Intergovernmental - intermediate	-	27,500	27,500
Intergovernmental - state	18,840,312	744,259	19,584,571
Intergovernmental - federal	184,566	2,313,637	2,498,203
Total revenues	43,053,847	7,664,548	50,718,395
Expenditures:			
Current:			
Instruction:			
Regular	18,932,732	160,539	19,093,271
Special	4,219,234	1,107,006	5,326,240
Vocational	1,715,993	-	1,715,993
Other	115,699	-	115,699
Support services:			
Pupil	2,646,645	79,100	2,725,745
Instructional staff	1,025,157	644,755	1,669,912
Board of education	29,340	-	29,340
Administration	3,630,358	85,638	3,715,996
Fiscal	991,599	45,621	1,037,220
Business	9,015	-	9,015
Operations and maintenance	3,939,168	43,912	3,983,080
Pupil transportation	2,708,056	504,530	3,212,586
Central	409,493	10,800	420,293
Operation of non-instructional services:			
Other operation of non-instructional	8,917	264,050	272,967
Food service operations	-	1,683,326	1,683,326
Extracurricular activities	931,184	364,323	1,295,507
Facilities acquisition and construction	560	384,425	384,985
Debt service:			
Principal retirement	267,675	1,956,000	2,223,675
Interest and fiscal charges	9,521	380,946	390,467
Total expenditures	41,590,346	7,714,971	49,305,317
Excess (deficiency) of revenues over (under) expenditures	1,463,501	(50,423)	1,413,078
Other financing sources (uses):			
Transfers in	-	346,603	346,603
Transfers (out)	(238,603)	(108,000)	(346,603)
Total other financing sources (uses)	(238,603)	238,603	-
Net change in fund balances	1,224,898	188,180	1,413,078
Fund balances at beginning of year	1,699,640	1,494,174	3,193,814
Increase (decrease) in reserve for inventory	14,908	(280)	14,628
Fund balances at end of year	\$ 2,939,446	\$ 1,682,074	\$ 4,621,520

SEE ACCOMPANYING NOTES TO THE BASIC FINANCIAL STATEMENTS

**NORTH CANTON CITY SCHOOL DISTRICT
STARK COUNTY, OHIO**

RECONCILIATION OF THE STATEMENT OF REVENUES, EXPENDITURES
AND CHANGES IN FUND BALANCES OF GOVERNMENTAL FUNDS
TO THE STATEMENT OF ACTIVITIES
FOR THE FISCAL YEAR ENDED JUNE 30, 2016

Net change in fund balances - total governmental funds	\$	1,413,078
<i>Amounts reported for governmental activities in the statement of activities are different because:</i>		
Governmental funds report capital outlays as expenditures. However, in the statement of activities, the cost of those assets is allocated over their estimated useful lives as depreciation expense.		
Capital asset additions	\$ 1,062,263	
Current year depreciation	(1,439,903)	
Total		(377,640)
Governmental funds report expenditures for inventory when purchased. However, in the statement of activities, they are reported as an expense when consumed.		
		14,628
Revenues in the statement of activities that do not provide current financial resources are not reported as revenues in the funds.		
Property taxes	103,663	
Intergovernmental	(321,136)	
Total		(217,473)
Repayment of bond, loan, note and capital lease principal is an expenditure in the governmental funds, but the repayment reduces long-term liabilities on the statement of net position. Principal payments during the year were:		
Bonds	1,430,000	
Loans	125,000	
Notes	401,000	
Capital leases	267,675	
Total		2,223,675
Repayment of the long-term settlement payable is an expenditure in the governmental funds, but the repayment reduces long-term liabilities on the statement of net position.		
		29,000
In the statement of activities, interest is accrued on outstanding bonds, whereas in governmental funds, an interest expenditure is reported when due. The following items resulted in additional interest being reported in the statement of activities:		
Change in accrued interest payable	6,003	
Amortization of bond premiums	30,672	
Amortization of deferred charges	(42,897)	
Total		(6,222)
Contractually required contributions are reported as expenditures in governmental funds; however, the statement of net position reports these amounts as deferred outflows.		
		3,984,151
Except for amounts reported as deferred inflows/outflows, changes in the net pension liability are reported as pension expense in the statement of activities.		
		(3,042,299)
Some expenses reported in the statement of activities, such as compensated absences, do not require the use of current financial resources and therefore are not reported as expenditures in governmental funds.		
		(181,998)
Change in net position of governmental activities	\$	3,838,900

SEE ACCOMPANYING NOTES TO THE BASIC FINANCIAL STATEMENTS

**NORTH CANTON CITY SCHOOL DISTRICT
STARK COUNTY, OHIO**

STATEMENT OF REVENUES, EXPENDITURES AND CHANGES IN
FUND BALANCE - BUDGET AND ACTUAL (NON-GAAP BUDGETARY BASIS)
GENERAL FUND
FOR THE FISCAL YEAR ENDED JUNE 30, 2016

	<u>Budgeted Amounts</u>			Variance with Final Budget Positive (Negative)
	<u>Original</u>	<u>Final</u>	<u>Actual</u>	
Revenues:				
From local sources:				
Property taxes	\$ 22,894,123	\$ 22,519,990	\$ 23,012,421	\$ 492,431
Tuition	311,084	306,000	340,067	34,067
Earnings on investments	10,166	10,000	10,768	768
Extracurricular	14,233	14,000	13,095	(905)
Rental income	59,472	58,500	54,721	(3,779)
Contract services	3,050	3,000	3,233	233
Other local revenues	333,958	328,500	209,813	(118,687)
Intergovernmental - state	19,789,767	19,466,363	18,920,513	(545,850)
Intergovernmental - federal	-	-	130,044	130,044
Total revenues	<u>43,415,853</u>	<u>42,706,353</u>	<u>42,694,675</u>	<u>(11,678)</u>
Expenditures:				
Current:				
Instruction:				
Regular	20,693,517	20,124,688	19,506,145	618,543
Special	4,769,309	4,959,729	4,276,917	682,812
Vocational	1,543,919	1,625,218	1,655,247	(30,029)
Other	48,396	96,293	122,354	(26,061)
Support services:				
Pupil	2,155,129	2,794,060	2,846,494	(52,434)
Instructional staff	1,198,747	1,183,343	1,054,465	128,878
Board of education	28,696	32,757	29,479	3,278
Administration	3,410,785	3,444,685	3,352,633	92,052
Fiscal	1,159,804	1,071,122	1,041,339	29,783
Business	28,141	23,766	32,067	(8,301)
Operations and maintenance	4,765,056	4,306,719	4,235,059	71,660
Pupil transportation	3,144,501	2,975,751	2,923,278	52,473
Central	741,084	764,023	648,276	115,747
Other operation of non-instructional services	4,134	1,024	8,292	(7,268)
Extracurricular activities	853,695	676,694	829,565	(152,871)
Facilities acquisition and construction	7,638	23,600	3,560	20,040
Total expenditures	<u>44,552,551</u>	<u>44,103,472</u>	<u>42,565,170</u>	<u>1,538,302</u>
Excess (deficiency) of revenue over (under) expenditures	<u>(1,136,698)</u>	<u>(1,397,119)</u>	<u>129,505</u>	<u>1,526,624</u>
Other financing sources (uses):				
Refund of prior year's expenditures	-	-	6,437	6,437
Refund of prior year's receipts	(23)	-	154	154
Transfers (out)	(331,545)	(258,647)	(258,603)	44
Advances in	-	989,500	989,500	-
Advances (out)	(450,000)	(972,000)	(972,000)	-
Total other financing sources (uses)	<u>(781,568)</u>	<u>(241,147)</u>	<u>(234,512)</u>	<u>6,635</u>
Net change in fund balance	(1,918,266)	(1,638,266)	(105,007)	1,533,259
Fund balance at beginning of year	6,489,960	6,489,960	6,489,960	-
Prior year encumbrances appropriated	457,712	457,712	457,712	-
Fund balance at end of year	\$ 5,029,406	\$ 5,309,406	\$ 6,842,665	\$ 1,533,259

SEE ACCOMPANYING NOTES TO THE BASIC FINANCIAL STATEMENTS

**NORTH CANTON CITY SCHOOL DISTRICT
STARK COUNTY, OHIO**

STATEMENT OF FIDUCIARY NET POSITION
FIDUCIARY FUNDS
JUNE 30, 2016

	Private-Purpose Trust	
	Scholarship	Agency
Assets:		
Equity in pooled cash and cash equivalents	\$ 398,402	\$ 239,086
Total assets.	398,402	\$ 239,086
Liabilities:		
Accounts payable.	-	\$ 1,809
Due to students.	-	237,277
Total liabilities	-	\$ 239,086
Net position:		
Held in trust for scholarships	398,402	
Total net position.	\$ 398,402	

SEE ACCOMPANYING NOTES TO THE BASIC FINANCIAL STATEMENTS

**NORTH CANTON CITY SCHOOL DISTRICT
STARK COUNTY, OHIO**

STATEMENT OF CHANGES IN FIDUCIARY NET POSITION
FIDUCIARY FUNDS
FOR THE FISCAL YEAR ENDED JUNE 30, 2016

		<u>Private-Purpose Trust</u>
		<u>Scholarship</u>
Additions:		
Interest	\$	447
Gifts and contributions		7,750
Total additions.		<u>8,197</u>
 Deductions:		
Scholarships awarded		<u>5,849</u>
 Change in net position		2,348
 Net position at beginning of year.		<u>396,054</u>
Net position at end of year	\$	<u>398,402</u>

SEE ACCOMPANYING NOTES TO THE BASIC FINANCIAL STATEMENTS

THIS PAGE IS INTENTIONALLY LEFT BLANK

**NORTH CANTON CITY SCHOOL DISTRICT
STARK COUNTY, OHIO**

**NOTES TO THE BASIC FINANCIAL STATEMENTS
FOR THE FISCAL YEAR ENDED JUNE 30, 2016**

NOTE 1 - DESCRIPTION OF THE SCHOOL DISTRICT

The North Canton City School District (the “District”) is organized under Article VI, Sections 2 and 3 of the Constitution of the State of Ohio. The District operates under a locally elected Board form of government consisting of five members elected at-large for staggered four-year terms. The District provides educational services as authorized by State statute and/or federal guidelines.

The District is the 76th largest in the State of Ohio (among 918 public and community school districts) in terms of enrollment. It is staffed by 278 non-certified employees and 345 certified teaching personnel, who provide services to 4,421 students and other community members. The Board controls the District’s seven school buildings, a bus garage, a warehouse and an administration building.

NOTE 2 - SUMMARY OF SIGNIFICANT ACCOUNTING POLICIES

The basic financial statements of the District have been prepared in conformity with accounting principles generally accepted in the United States of America (GAAP) as applied to governmental units. The Governmental Accounting Standards Board (GASB) is the accepted standard-setting body for establishing governmental accounting and financial reporting principles. The District’s significant accounting policies are described below.

A. Reporting Entity

The reporting entity has been defined in accordance with GASB Statement No. 14, “The Financial Reporting Entity” as amended by GASB Statement No. 39, “Determining Whether Certain Organizations Are Component Units” and GASB Statement No. 61, “The Financial Reporting Entity: Omnibus an amendment of GASB Statements No. 14 and No. 34”. The reporting entity is composed of the primary government and component units. The primary government consists of all funds, departments, boards and agencies that are not legally separate from the District. For the District, this includes general operations, food service, and student related activities of the District.

Component units are legally separate organizations for which the District is financially accountable. The District is financially accountable for an organization if the District appoints a voting majority of the organization’s Governing Board and (1) the District is able to significantly influence the programs or services performed or provided by the organization; or (2) the District is legally entitled to or can otherwise access the organization’s resources; or (3) the District is legally obligated or has otherwise assumed the responsibility to finance the deficits of, or provide financial support to, the organization; or (4) the District is obligated for the debt of the organization. Component units may also include organizations that are fiscally dependent on the District in that the District approves the budget, the issuance of debt or the levying of taxes. Certain organizations are also included as component units if the nature and significance of the relationship between the primary government and the organization is such that exclusion by the primary government would render the primary government’s financial statements incomplete or misleading. Based upon the application of these criteria, the District has no component units. The basic financial statements of the reporting entity include only those of the District (the primary government).

**NORTH CANTON CITY SCHOOL DISTRICT
STARK COUNTY, OHIO**

NOTES TO THE BASIC FINANCIAL STATEMENTS
FOR THE FISCAL YEAR ENDED JUNE 30, 2016

NOTE 2 - SUMMARY OF SIGNIFICANT ACCOUNTING POLICIES - (Continued)

The following organizations are described due to their relationship to the District:

JOINTLY GOVERNED ORGANIZATIONS

Stark-Portage Area Computer Consortium (SPARCC)

The District is a member of SPARCC, a jointly governed organization which provides computer services to the school districts within the boundaries of Stark and Portage Counties. Each District's superintendent serves as a representative on the Board, which consists of 30 member districts; however, SPARCC is primarily governed by a five-member executive board, which is made up of two representatives from Stark County, two from Portage County, and a Treasurer. The Board meets monthly to address any current issues.

Stark County Tax Incentive Review Council (SCTIRC)

SCTIRC is a jointly governed organization, created as a regional council of governments pursuant to State statutes. SCTIRC has 24 members, consisting of three members appointed by the County Commissioners, four members appointed by municipal corporations, ten members appointed by township trustees, one member from the County Auditor's office and six members appointed by Boards of Education located within the enterprise zones of Stark County. The SCTIRC reviews and evaluates the performance of each Enterprise Zone Agreement. This body is advisory in nature and cannot directly impact an existing Enterprise Zone Agreement; however, the Council can make written recommendations to the legislative authority that approved the agreement. There is no cost associated with being a member of this Council. The continued existence of the SCTIRC is not dependent upon the District's continued participation and no measurable equity interest exists.

PUBLIC ENTITY RISK POOLS

Shared Risk Pool

Stark County School Council of Governments Health Benefit Plan

The Stark County School Council of Governments Health Benefit Plan (Council) is a shared risk pool created pursuant to State statute for the purpose of administering health care benefits. The Council is governed by an assembly which consists of one representative from each participating school district (usually the superintendent or designee). The assembly elects officers for one year terms to serve on the Board of Directors. The assembly exercises control over the operation of the Council. All Council revenues are generated from charges for services received from the participating school districts, based on the established premiums for the insurance plans. Each school district reserves the right to terminate the plan in whole or in part, at any time. If it is terminated, no further contributions will be made, but the benefits under the insurance contract shall be paid in accordance with the terms of the contract.

Insurance Purchasing Pool

Stark County Schools Council of Governments Workers' Compensation Group Rating Plan

The Stark County Schools Council of Governments Workers' Compensation Group Rating Plan has created a group insurance pool for the purpose of creating a group rating plan for workers' compensation. The governing body is comprised of the superintendents and the members who have been appointed by the respective governing body of each member.

**NORTH CANTON CITY SCHOOL DISTRICT
STARK COUNTY, OHIO**

NOTES TO THE BASIC FINANCIAL STATEMENTS
FOR THE FISCAL YEAR ENDED JUNE 30, 2016

NOTE 2 - SUMMARY OF SIGNIFICANT ACCOUNTING POLICIES - (Continued)

The intent of the pool is to achieve a reduced rate for the District and the other group members. The injury claim history of all participating members is used to calculate a common rate for the group. An annual fee is paid to CompManagement, Inc. to administer the group and to manage any injury claims. Premium savings created by the group are prorated to each member entity annually based on its payroll percent of the group.

B. Fund Accounting

The District uses funds to maintain its financial records during the year. A fund is defined as a fiscal and accounting entity with a self-balancing set of accounts. There are three categories of funds: governmental, proprietary and fiduciary.

GOVERNMENTAL FUNDS

Governmental funds are those through which most governmental functions typically are financed. Governmental fund reporting focuses on the sources, uses and balances of current financial resources. Expendable assets are assigned to the various governmental funds according to the purposes for which they may or must be used. Current liabilities are assigned to the fund from which they will be paid. The difference between governmental fund assets plus deferred outflows of resources less liabilities and deferred inflows of resources is reported as fund balance. The following is the District's major governmental fund:

General fund - The general fund is used to account for and report all financial resources not accounted for and reported in another fund. The general fund balance is available for any purpose provided it is expended or transferred according to the general laws of Ohio.

Other governmental funds of the District are used to account for (a) financial resources that are restricted, committed, or assigned to expenditures for capital outlays including the acquisition or construction of capital facilities and other capital assets, (b) specific revenue sources that are restricted or committed to an expenditure for specified purposes other than debt service or capital projects and (c) financial resources that are restricted, committed, or assigned to expenditure for principal and interest.

PROPRIETARY FUNDS

Proprietary funds are used to account for the District's ongoing activities which are similar to those often found in the private sector. The District has no proprietary funds.

FIDUCIARY FUNDS

Fiduciary fund reporting focuses on net position and changes in net position. The fiduciary fund category is split into four classifications: pension trust funds, investment trust funds, private-purpose trust funds and agency funds. Trust funds are used to account for assets held by the District under a trust agreement for individuals, private organizations, or other governments and are therefore not available to support the District's own programs. The District's only trust fund is a private-purpose trust which accounts for a scholarship program for students. Agency funds are custodial in nature (assets equal liabilities) and do not involve measurement of results of operations. The District's agency fund primarily accounts for student activities.

**NORTH CANTON CITY SCHOOL DISTRICT
STARK COUNTY, OHIO**

NOTES TO THE BASIC FINANCIAL STATEMENTS
FOR THE FISCAL YEAR ENDED JUNE 30, 2016

NOTE 2 - SUMMARY OF SIGNIFICANT ACCOUNTING POLICIES - (Continued)

C. Basis of Presentation and Measurement Focus

Government-wide Financial Statements - The Statement of Net Position and the Statement of Activities display information about the District as a whole. These statements include the financial activities of the primary government, except for fiduciary funds.

The government-wide Statement of Activities presents a comparison between direct expenses and program revenues for each function or program of the governmental activities of the District. Direct expenses are those that are specifically associated with a service, program or department and therefore clearly identifiable to a particular function. Program revenues include amounts paid by the recipient of goods or services offered by the program and grants and contributions that are restricted to meeting the operational or capital requirements of a particular program. Revenues not classified as program revenues are presented as general revenues of the District.

The government-wide financial statements are prepared using the economic resources measurement focus. All assets and deferred outflows of resources and all liabilities and deferred inflows of resources associated with the operation of the District are included on the Statement of Net Position.

Fund Financial Statements - Fund financial statements report detailed information about the District. The focus of governmental fund financial statements is on major funds rather than reporting funds by type. Each major fund is presented in a separate column, and all nonmajor funds are aggregated into one column. Fiduciary funds are reported by fund type.

All governmental funds are accounted for using a flow of current financial resources measurement focus. With this measurement focus, only current assets, current deferred outflows of resources, current liabilities and current deferred inflows of resources generally are included on the Balance Sheet. The Statement of Revenues, Expenditures and Changes in Fund Balances reports on the sources (i.e., revenues and other financing sources) and uses (i.e., expenditures and other financing uses) of current financial resources. This approach differs from the manner in which the governmental activities of the government-wide financial statements are prepared. Governmental fund financial statements therefore include a reconciliation with brief explanations to better identify the relationship between the government-wide statements and the statements for governmental funds.

The private-purpose trust fund is reported using the economic resources measurement focus. Agency funds do not report a measurement focus as they do not report operations.

D. Basis of Accounting

Basis of accounting determines when transactions are recorded in the financial records and reported on the financial statements. Government-wide financial statements are prepared using the accrual basis of accounting. Governmental funds use the modified accrual basis of accounting. Fiduciary funds also use the accrual basis of accounting.

Revenues - Exchange and Nonexchange Transactions - Revenue resulting from exchange transactions, in which each party gives and receives essentially equal value are recorded on the accrual basis when the exchange takes place. On a modified accrual basis, revenue is recorded in the fiscal year in which the resources are measurable and become available. Available means that the resources will be collected within the current fiscal year or are expected to be collected soon enough thereafter to be used to pay liabilities of the current fiscal year. For the District, available means expected to be received within sixty days of fiscal year end.

**NORTH CANTON CITY SCHOOL DISTRICT
STARK COUNTY, OHIO**

NOTES TO THE BASIC FINANCIAL STATEMENTS
FOR THE FISCAL YEAR ENDED JUNE 30, 2016

NOTE 2 - SUMMARY OF SIGNIFICANT ACCOUNTING POLICIES - (Continued)

Nonexchange transactions, in which the District receives value without directly giving equal value in return, include property taxes, grants, entitlements and donations. On an accrual basis, revenue from property taxes is recognized in the fiscal year for which the taxes are levied (See Note 6). Revenue from grants, entitlements and donations is recognized in the fiscal year in which all eligibility requirements have been satisfied. Eligibility requirements include timing requirements, which specify the year when the resources are required to be used or the fiscal year when use is first permitted, matching requirements, in which the District must provide local resources to be used for a specified purpose and expenditure requirements, in which the resources are provided to the District on a reimbursement basis. On a modified accrual basis, revenue from nonexchange transactions must also be available before it can be recognized.

Under the modified accrual basis, the following revenue sources are considered to be both measurable and available at fiscal year end: property taxes available as an advance, interest, tuition, grants, student fees and rentals.

Deferred Outflows of Resources and Deferred Inflows of Resources - In addition to assets, the government-wide statement of net position will report a separate section for deferred outflows of resources. Deferred outflows of resources, represents a consumption of net position that applies to a future period and will not be recognized as an outflow of resources (expense/expenditure) until then. For the District, See Note 13 for deferred outflows of resources related the District's net pension liability. In addition, deferred outflows of resources include a deferred charge on debt refunding. A deferred charge on refunding results from the difference in the carrying value of refunded debt and its reacquisition price. This amount is deferred and amortized over the shorter of the life of the refunded or refunding debt.

In addition to liabilities, both the government-wide statement of net position and the governmental fund financial statements report a separate section for deferred inflows of resources. Deferred inflows of resources represent an acquisition of net position that applies to a future period and will not be recognized as an inflow of resources (revenue) until that time. For the District, deferred inflows of resources include property taxes and unavailable revenue. Property taxes represent amounts for which there is an enforceable legal claim as of June 30, 2016, but which were levied to finance fiscal year 2017 operations. These amounts have been recorded as a deferred inflow of resources on both the government-wide statement of net position and the governmental fund financial statements. Unavailable revenue is reported only on the governmental funds balance sheet, and represents receivables which will not be collected within the available period. For the District unavailable revenue includes, but is not limited to, delinquent property taxes and intergovernmental grants. These amounts are deferred and recognized as an inflow of resources in the period the amounts become available.

For the District, See Note 13 for deferred inflows of resources related to the District's net pension liability. This deferred inflow of resources is only reported on the government-wide statement of net position.

Expenses/Expenditures - On the accrual basis of accounting, expenses are recognized at the time they are incurred. The entitlement value of donated commodities received during the year is reported in the fund financial statements as an expenditure with a like amount reported as intergovernmental revenue.

**NORTH CANTON CITY SCHOOL DISTRICT
STARK COUNTY, OHIO**

NOTES TO THE BASIC FINANCIAL STATEMENTS
FOR THE FISCAL YEAR ENDED JUNE 30, 2016

NOTE 2 - SUMMARY OF SIGNIFICANT ACCOUNTING POLICIES - (Continued)

The measurement focus of governmental fund accounting is on decreases in net financial resources (expenditures) rather than expenses. Expenditures are generally recognized in the accounting period in which the related fund liability is incurred, if measurable. Allocations of cost, such as depreciation and amortization, are not recognized in governmental funds.

E. Budgets

The budgetary process is prescribed by provisions of the Ohio Revised Code and entails the preparation of budgetary documents within an established timetable. The major documents prepared are the tax budget, the Certificate of Estimated Resources, and the appropriation resolution, all of which are prepared on the budgetary basis of accounting. The Certificate of Estimated Resources and the appropriations resolution are subject to amendment throughout the year with the legal restriction that appropriations cannot exceed estimated resources, as certified. All funds, other than agency funds, are legally required to be budgeted and appropriated. The legal level of budgetary control has been established at the first digit of the object level for all functions for the general fund and at the fund level for all other funds. Any budgetary modifications at this level may only be made by resolution of the Board of Education.

Alternate Tax Budget:

On October 25, 2005, the Stark County Budget Commission voted to waive the requirement that school districts adopt a tax budget as required by Section 5705.28 of the Ohio Revised Code, by January 15 and the filing by January 20. The Budget Commission now requires an alternate tax budget be submitted by January 20 which no longer requires specific Board approval.

Estimated Resources:

By April 1, the Board of Education accepts, by formal resolution, the tax rates as determined by the Budget Commission and receives the Commission's Certificate of Estimated Resources, which states the projected revenue of each fund. Prior to June 30, the District must revise its budget so that total contemplated expenditures from any fund during the ensuing year will not exceed the amount stated in the certificate of estimated resources. The revised budget then serves as the basis for the appropriation measure. On or about July 1, the certificate is amended to include any unencumbered cash balances from the preceding year. The certificate may be further amended during the year if projected increases or decreases in revenue are identified by the District Treasurer. The amounts reported in the budgetary statement reflect the amounts from the Certificate of Estimated Resources that was in effect at the time the original and final appropriations were passed by the Board of Education.

Appropriations:

Upon receipt from the County Auditor of an Amended Certificate of Estimated Resources based on final assessed values and tax rates or a certificate saying no new certificate is necessary, the annual appropriation resolution is enacted by the Board of Education. Prior to the passage of the annual appropriation measure, the Board may pass a temporary appropriation measure to meet the ordinary expenses of the District. The appropriation resolution, at the first digit of the object level for all functions for the general fund and at the fund level for all other funds, must be within the estimated resources as certified by the County Budget Commission and the total of expenditures may not exceed the appropriation totals at any level of control. Any revisions that alter the level of budgetary control must be approved by the Board of Education.

**NORTH CANTON CITY SCHOOL DISTRICT
STARK COUNTY, OHIO**

NOTES TO THE BASIC FINANCIAL STATEMENTS
FOR THE FISCAL YEAR ENDED JUNE 30, 2016

NOTE 2 - SUMMARY OF SIGNIFICANT ACCOUNTING POLICIES - (Continued)

The Board may pass supplemental fund appropriations so long as the total appropriations by fund do not exceed the amounts set forth in the most recent Certificate of Estimated Resources. During the year, all supplemental appropriations were legally enacted.

The appropriation resolution is subject to amendment by the Board throughout the year with the restriction that appropriations may not exceed estimated revenues. The amounts reported as the original budget amounts reflect the first appropriation for that fund which covered the entire fiscal year, including amounts automatically carried over from prior year. The amounts reported as the final budgeted amounts represent the final appropriation amounts passed by the Board during the year.

Lapsing of Appropriations:

At the close of each fiscal year, the unencumbered balance of each appropriation reverts to the respective fund from which it was appropriated and becomes subject to future appropriation. Encumbered appropriations are carried forward to the succeeding fiscal year and are not re-appropriated.

F. Cash and Investments

To improve cash management, cash received by the District is pooled in a central bank account. Monies for all funds are maintained in this pool. Individual fund integrity is maintained through the District's records. Each fund's interest in the pool is presented as "equity in pooled cash and cash equivalents" on the basic financial statements.

During fiscal year 2016, investments were limited to repurchase agreements and State Treasury Asset Reserve of Ohio (STAR Ohio). Except for nonparticipating investment contracts, investments are reported at fair value, which is based on quoted market prices. Nonparticipating investment contracts, such as nonnegotiable certificates of deposit and repurchase agreements, are reported at cost.

During fiscal year 2016, the District invested in STAR Ohio. STAR Ohio (the State Treasury Asset Reserve of Ohio), is an investment pool managed by the State Treasurer's Office which allows governments within the State to pool their funds for investment purposes. STAR Ohio is not registered with the SEC as an investment company, but has adopted Governmental Accounting Standards Board (GASB), Statement No. 79, "Certain External Investment Pools and Pool Participants." The District measures their investment in STAR Ohio at the net asset value (NAV) per share provided by STAR Ohio. The NAV per share is calculated on an amortized cost basis that provides an NAV per share that approximates fair value.

For the fiscal year 2016, there were no limitations or restrictions on any participant withdrawals due to redemption notice periods, liquidity fees, or redemption gates. However, notice must be given 24 hours in advance of all deposits and withdrawals exceeding \$25 million. STAR Ohio reserves the right to limit the transaction to \$50 million, requiring the excess amount to be transacted the following business day(s), but only to the \$50 million limit. All accounts of the participant will be combined for these purposes.

Under existing Ohio statutes all investment earnings are assigned to the general fund unless statutorily required to be credited to a specific fund. The Board of Education has, by resolution, specified the funds to receive an allocation of interest earnings. Interest revenue credited to the general fund during fiscal year 2016 amounted to \$10,768, which includes \$3,202 assigned from other District funds.

**NORTH CANTON CITY SCHOOL DISTRICT
STARK COUNTY, OHIO**

NOTES TO THE BASIC FINANCIAL STATEMENTS
FOR THE FISCAL YEAR ENDED JUNE 30, 2016

NOTE 2 - SUMMARY OF SIGNIFICANT ACCOUNTING POLICIES - (Continued)

For presentation on the basic financial statements, investments of the cash management pool and investments with original maturities of three months or less at the time they are purchased by the District are considered to be cash equivalents. Investments with an initial maturity of more than three months are reported as investments.

An analysis of the District's investment account at fiscal year-end is provided in Note 4.

G. Inventory

On government-wide and fund financial statements, purchased inventories are presented at the lower of cost or market and donated commodities are presented at their entitlement value. Inventories are recorded on a first-in, first-out basis and are expensed/expended when used. Inventories are accounted for using the consumption method which means that the costs of inventory items are recorded as an expenditure in the governmental funds when consumed.

On the fund financial statements, reported material and supplies inventory is equally offset by nonspendable fund balance in the governmental funds which indicates that it does not constitute available spendable resources even though it is a component of net current assets.

Inventory consists of expendable supplies held for consumption, donated food, purchased food and non-food supplies.

H. Capital Assets

General capital assets are those assets specifically related to governmental activities. These assets result from expenditures in the governmental funds. These assets are reported in the governmental activities column of the government-wide Statement of Net Position, but are not reported in the fund financial statements.

All capital assets are capitalized at cost (or estimated historical cost) and updated for additions and retirements during the year. Donated capital assets are recorded at their fair market values as of the date received. The District's capitalization threshold is \$5,000 for general capital assets. The District does not possess any infrastructure. Improvements are capitalized; the costs of normal maintenance and repairs that do not add to the value of the asset or materially extend an asset's life are not capitalized.

All reported capital assets except land are depreciated. Improvements are depreciated over the remaining useful lives of the related capital assets. Depreciation is computed using the straight-line method over the following useful lives:

Description	Governmental Activities Estimated Lives
Land improvements	20 years
Buildings and improvements	20 - 50 years
Furniture and equipment	5 - 30 years
Vehicles	8 years

I. Bond Issuance Cost/Unamortized Bond Premium and Discount/Unamortized Deferred Charges on Debt Refunding

On fund financial statements and the government-wide financial statements, issuance costs are expensed/expended in the fiscal year they occur.

**NORTH CANTON CITY SCHOOL DISTRICT
STARK COUNTY, OHIO**

**NOTES TO THE BASIC FINANCIAL STATEMENTS
FOR THE FISCAL YEAR ENDED JUNE 30, 2016**

NOTE 2 - SUMMARY OF SIGNIFICANT ACCOUNTING POLICIES - (Continued)

Bond premiums are deferred and amortized over the term of the bonds using the straight-line method, which approximates the effective interest method. Bond premiums are presented as an addition to the face amount of the bonds.

For bond refundings resulting in the defeasance of debt reported in the government-wide financial statements, the difference between the reacquisition price and the net carrying amount of the old debt is deferred and amortized as a component of interest expense. This accounting gain or loss is amortized over the remaining life of the old debt or the life of the new debt, whichever is shorter and is presented as a deferred outflow of resources on the statement of net position.

On the governmental fund financial statements, bond issuance costs and bond premiums are recognized in the current period. A reconciliation between the bonds face value and the amount reported on the Statement of Net Position is presented in Note 10.A.

J. Interfund Balances

On fund financial statements, receivables and payables resulting from short-term interfund loans are classified as “interfund loans receivables/payables.” These amounts are eliminated in the governmental activities column on the Statement of Net Position.

K. Compensated Absences

The District reports compensated absences in accordance with the provisions of GASB No. 16, “Accounting for Compensated Absences.” Vacation benefits are accrued as a liability as the benefits are earned if the employee’s rights to receive compensation are attributable to services already rendered and it is probable that the District will compensate the employees for the benefits through paid time off or some other means. Sick leave benefits are accrued as a liability using the “vesting method.” A liability for sick leave is based on the sick leave accumulated at the Balance Sheet date by those employees who are currently eligible to receive termination (severance) payments, as well as those employees expected to become eligible in the future. For purposes of establishing a liability for this future severance eligibility, all employees with fifteen (15) years of service at any age were included.

The entire compensated absence liability is reported on the government-wide financial statements.

For governmental fund financial statements, compensated absences are recognized as liabilities and expenditures as payments come due each period upon the occurrence of employee resignations and retirements.

L. Accrued Liabilities and Long-Term Obligations

All payables, accrued liabilities and long-term obligations are reported in the government-wide financial statements.

In general, governmental fund payables and accrued liabilities that, once incurred, are paid in a timely manner and in full from current financial resources are reported as obligations of the funds. However, claims and judgments and compensated absences that will be paid from governmental funds are reported as a liability in the fund financial statements only to the extent that they are due for payment during the current year. Bonds and loans are recognized on the fund financial statements when due.

**NORTH CANTON CITY SCHOOL DISTRICT
STARK COUNTY, OHIO**

NOTES TO THE BASIC FINANCIAL STATEMENTS
FOR THE FISCAL YEAR ENDED JUNE 30, 2016

NOTE 2 - SUMMARY OF SIGNIFICANT ACCOUNTING POLICIES - (Continued)

M. Fund Balance

Fund balance is divided into five classifications based primarily on the extent to which the District is bound to observe constraints imposed upon the use of the resources in the governmental funds. The classifications are as follows:

Nonspendable - The nonspendable fund balance classification includes amounts that cannot be spent because they are not in spendable form or legally required to be maintained intact. The “not in spendable form” criterion includes items that are not expected to be converted to cash. It also includes the long-term amount of loans receivable.

Restricted - Fund balance is reported as restricted when constraints are placed on the use of resources that are either externally imposed by creditors (such as through debt covenants), grantors, contributors, or laws or regulations of other governments, or imposed by law through constitutional provisions or enabling legislation.

Committed - The committed fund balance classification includes amounts that can be used only for the specific purposes imposed by a formal action (resolution) of the District Board of Education (the highest level of decision making authority). Those committed amounts cannot be used for any other purpose unless the District Board of Education removes or changes the specified use by taking the same type of action (resolution) it employed to previously commit those amounts. Committed fund balance also incorporates contractual obligations to the extent that existing resources in the fund have been specifically committed for use in satisfying those contractual requirements.

Assigned - Amounts in the assigned fund balance classification are intended to be used by the District for specific purposes, but do not meet the criteria to be classified as restricted nor committed. In governmental funds other than the general fund, assigned fund balance represents the remaining amount that is not restricted or committed. In the general fund, assigned amounts represent intended uses established by policies of the District Board of Education, which includes giving the Treasurer the authority to constrain monies for intended purposes.

Unassigned - Unassigned fund balance is the residual classification for the general fund and includes all spendable amounts not contained in the other classifications. In other governmental funds, the unassigned classification is only used to report a deficit fund balance resulting from overspending for specific purposes for which amounts had been restricted, committed, or assigned.

The District applies restricted resources first when expenditures are incurred for purposes for which restricted and unrestricted (committed, assigned, and unassigned) fund balance is available. Similarly, within unrestricted fund balance, committed amounts are reduced first followed by assigned, and then unassigned amounts when expenditures are incurred for purposes for which amounts in any of the unrestricted fund balance classifications could be used.

**NORTH CANTON CITY SCHOOL DISTRICT
STARK COUNTY, OHIO**

NOTES TO THE BASIC FINANCIAL STATEMENTS
FOR THE FISCAL YEAR ENDED JUNE 30, 2016

NOTE 2 - SUMMARY OF SIGNIFICANT ACCOUNTING POLICIES - (Continued)

N. Net Position

Net position represents the difference between assets and deferred outflows of resources and liabilities and deferred inflows of resources. The net position component “net investment in capital assets,” consists of capital assets, net of accumulated depreciation, reduced by the outstanding balances of any borrowing used for the acquisition, construction or improvement of those assets. Deferred outflows of resources and deferred inflows of resources that are attributable to the acquisition, construction or improvement of those assets or related debt also should be included in this component of net position. Net position is reported as restricted when there are limitations imposed on its use either through the enabling legislation adopted by the District or through external restrictions imposed by creditors, grantors or laws or regulations of other governments. The restriction for other purposes consists of monies restricted for food service operations.

The District applies restricted resources first when an expense is incurred for purposes for which both restricted and unrestricted net position is available.

O. Estimates

The preparation of the basic financial statements in conformity with GAAP requires management to make estimates and assumptions that affect the amounts reported in the basic financial statements and accompanying notes. Actual results may differ from those estimates.

P. Interfund Activity

Exchange transactions between funds are reported as revenues in the seller funds and as expenditures/expenses in the purchaser funds. Flows of cash or goods from one fund to another without a requirement for repayment are reported as interfund transfers. Interfund transfers are reported as other financing sources/uses in governmental funds. Repayments from funds responsible for particular expenditures/expenses to the funds that initially paid for them are not presented on the basic financial statements.

Interfund activity between governmental funds is eliminated in the Statement of Activities.

Q. Nonpublic Schools

Within the District boundaries, St. Paul School is operated through the Youngstown Catholic Diocese. Current State legislation provides funding to this parochial school. The monies are received and disbursed on behalf of the parochial school by the Treasurer of the District, as directed by the parochial school. The activity of these State monies by the District is reflected in a nonmajor governmental fund for financial reporting purposes.

R. Pensions

For purposes of measuring the net pension liability, deferred outflows of resources and deferred inflows of resources related to pensions, and pension expense, information about the fiduciary net position of the pension plans and additions to/deductions from their fiduciary net position have been determined on the same basis as they are reported by the pension systems. For this purpose, benefit payments (including refunds of employee contributions) are recognized when due and payable in accordance with the benefit terms. The pension systems report investments at fair value.

**NORTH CANTON CITY SCHOOL DISTRICT
STARK COUNTY, OHIO**

NOTES TO THE BASIC FINANCIAL STATEMENTS
FOR THE FISCAL YEAR ENDED JUNE 30, 2016

NOTE 2 - SUMMARY OF SIGNIFICANT ACCOUNTING POLICIES - (Continued)

S. Fair Market Value

The District categorizes its fair value measurements within the fair value hierarchy established by generally accepted accounting principles. The hierarchy is based on the valuation inputs used to measure the fair value of the asset. Level 1 inputs are quoted prices in active markets for identical assets; Level 2 inputs are significant other observable inputs; Level 3 inputs are significant unobservable inputs.

T. Extraordinary and Special Items

Extraordinary items are transactions or events that are both unusual in nature and infrequent in occurrence. Special items are transactions or events that are within the control of the Board of Education and that are either unusual in nature or infrequent in occurrence. Neither type of transaction occurred during fiscal year 2016.

NOTE 3 - ACCOUNTABILITY AND COMPLIANCE

A. Change in Accounting Principles

For fiscal year 2016, the District has implemented GASB Statement No. 72, "Fair Value Measurement and Application", GASB Statement No. 73 "Accounting and Financial Reporting for Pensions and Related Assets That Are Not within the Scope of GASB Statement 68, and Amendments to Certain Provisions of GASB Statements 67 and 68", GASB Statement No. 76, "The Hierarchy of Generally Accepted Accounting Principles for State and Local Governments", and GASB Statement No. 79, "Certain External Investment Pools and Pool Participants".

GASB Statement No. 72 addresses accounting and financial reporting issues related to fair value measurement. This Statement also provides guidance for applying fair value to certain investments and disclosures related to all fair value measurements. The implementation of GASB Statement No. 72 did not have an effect on the financial statements of the District.

GASB Statement No. 73 improves the usefulness of information about pensions included in the general purposes external financial reports of state and local governments for making decisions and assessing accountability. The implementation of GASB Statement No. 73 did not have an effect on the financial statements of the District.

GASB Statement No. 76 identifies - in the context of the current governmental financial reporting environment - the hierarchy of generally accepted accounting principles (GAAP). This Statement reduces the GAAP hierarchy to two categories of authoritative GAAP and addresses the use of authoritative and nonauthoritative literature in the event that the accounting treatment for a transaction or other event is not specified within a source of authoritative GAAP. The implementation of GASB Statement No. 76 did not have an effect on the financial statements of the District.

GASB Statement No. 79 establishes accounting and financial reporting standards for qualifying external investment pools that elect to measure for financial reporting purposes all of their investments at amortized cost. This Statement provides accounting and financial reporting guidance also establishes additional note disclosure requirements for governments that participate in those pools. The District participates in STAR Ohio which implemented GASB Statement No. 79 for fiscal year 2016. The District incorporated the corresponding GASB 79 guidance into their fiscal year 2016 financial statements; however, there was no effect on beginning net position/fund balance.

**NORTH CANTON CITY SCHOOL DISTRICT
STARK COUNTY, OHIO**

NOTES TO THE BASIC FINANCIAL STATEMENTS
FOR THE FISCAL YEAR ENDED JUNE 30, 2016

NOTE 3 - ACCOUNTABILITY AND COMPLIANCE - (Continued)

B. Deficit Fund Balances

Fund balances at June 30, 2016 included the following individual fund deficits:

<u>Nonmajor funds</u>	<u>Deficit</u>
Miscellaneous state grants	\$ 2,988
Title VI-B	100,480
Title I	27,902
IDEA preschool grant	4,899
Title II-A	6,357

The general fund is liable for any deficit in these funds and provides transfers when cash is required, not when accruals occur. The deficit fund balances resulted from adjustments for accrued liabilities.

NOTE 4 - DEPOSITS AND INVESTMENTS

State statutes classify monies held by the District into three categories.

Active deposits are public deposits necessary to meet current demands on the treasury. Such monies must be maintained either as cash in the District treasury, in commercial accounts payable or withdrawable on demand, including negotiable order of withdrawal (NOW) accounts, or in money market deposit accounts.

Inactive deposits are public deposits that the Board of Education has identified as not required for use within the current five year period of designation of depositories. Inactive deposits must either be evidenced by certificates of deposit maturing not later than the end of the current period of designation of depositories, or by savings or deposit accounts including, but not limited to, passbook accounts.

Interim deposits are deposits of interim monies. Interim monies are those monies which are not needed for immediate use, but which will be needed before the end of the current period of designation of depositories. Interim deposits must be evidenced by time certificates of deposit maturing not more than one year from the date of deposit or by savings or deposit accounts including passbook accounts.

Interim monies may be deposited or invested in the following securities:

1. United States Treasury Notes, Bills, Bonds, or any other obligation or security issued by the United States Treasury or any other obligation guaranteed as to principal and interest by the United States;
2. Bonds, notes, debentures, or any other obligations or securities issued by any federal government agency or instrumentality, including, but not limited to, the Federal National Mortgage Association, Federal Home Loan Bank, Federal Farm Credit Bank, Federal Home Loan Mortgage Corporation, Government National Mortgage Association and Student Loan Marketing Association. All federal agency securities shall be direct issuances of federal government agencies or instrumentalities;
3. Written repurchase agreements in the securities listed above provided that the market value of the securities subject to the repurchase agreement must exceed the principal value of the agreement by at least two percent and be marked to market daily and that the term of the agreement must not exceed thirty days;
4. Bonds and other obligations of the State of Ohio;

**NORTH CANTON CITY SCHOOL DISTRICT
STARK COUNTY, OHIO**

**NOTES TO THE BASIC FINANCIAL STATEMENTS
FOR THE FISCAL YEAR ENDED JUNE 30, 2016**

NOTE 4 - DEPOSITS AND INVESTMENTS - (Continued)

5. No-load money market mutual funds consisting exclusively of obligations described in items (1) and (2) above and repurchase agreements secured by such obligations, provided that investments in securities described in this division are made only through eligible institutions;
6. The State Treasurer's investment pool the State Treasury Asset Reserve of Ohio (STAR Ohio);
7. Certain banker's acceptance and commercial paper notes for a period not to exceed one hundred eighty days from the purchase date in an amount not to exceed twenty-five percent of the interim monies available for investment at any one time; and,
8. Under limited circumstances, corporate notes rated in either of the two highest classifications by at least two nationally recognized rating agencies.

Protection of the District's deposits is provided by the Federal Deposit Insurance Corporation (FDIC), by eligible securities pledged by the financial institution as security for repayment, by surety company bonds deposited with the Treasurer by the financial institution or by a single collateral pool established by the financial institution to secure the repayment of all public monies deposited with the institution.

Investments in stripped principal or interest obligations, reverse repurchase agreements and derivatives are prohibited. The issuance of taxable notes for the purpose of arbitrage, the use of leverage and short selling are also prohibited. An investment must mature within five years from the date of purchase unless matched to a specific obligation or debt of the District, and must be purchased with the expectation that it will be held to maturity. Investments may only be made through specified dealers and institutions. Payment for investments may be made only upon delivery of the securities representing the investments to the Treasurer or, if the securities are not represented by a certificate, upon receipt of confirmation of transfer from the custodian.

A. Deposits with Financial Institutions

At June 30, 2016, the carrying amount of all District deposits was \$6,785,697, based on the criteria described in GASB Statement No. 40, "Deposits and Investment Risk Disclosures", as of June 30, 2016, \$3,459,936 of the District's bank balance of \$6,977,574 was exposed to custodial risk as discussed below, while \$3,517,638 was covered by the FDIC.

Custodial credit risk is the risk that, in the event of bank failure, the District's deposits may not be returned. All deposits are collateralized with eligible securities in amounts equal to at least 105% of the carrying value of the deposits. Such collateral, as permitted by the Ohio Revised Code, is held in single financial institution collateral pools at Federal Reserve Banks, or at member banks of the federal reserve system, in the name of the respective depository bank and pledged as a pool of collateral against all of the public deposits it holds or as specific collateral held at the Federal Reserve Bank in the name of the District.

The District has no deposit policy for custodial credit risk beyond the requirements of State statute. Although the securities were held by the pledging institutions' trust department and all statutory requirements for the deposit of money had been followed, noncompliance with federal requirements could potentially subject the District to a successful claim by the FDIC.

**NORTH CANTON CITY SCHOOL DISTRICT
STARK COUNTY, OHIO**

NOTES TO THE BASIC FINANCIAL STATEMENTS
FOR THE FISCAL YEAR ENDED JUNE 30, 2016

NOTE 4 - DEPOSITS AND INVESTMENTS - (Continued)

B. Investments

As of June 30, 2016, the District had the following investments and maturities:

<u>Investment type</u>	<u>Fair Value</u>	<u>Investment Maturities</u> 6 months or less
STAR Ohio	\$ 11,509	\$ 11,509
Repurchase agreement	<u>4,005,000</u>	<u>4,005,000</u>
Total	<u>\$ 4,016,509</u>	<u>\$ 4,016,509</u>

The District's investments in repurchase agreements and STAR Ohio are valued using quoted market prices (Level 1 inputs).

Interest Rate Risk: As a means of limiting its exposure to fair value losses arising from rising interest rates and according to State law, the District's investment policy limits investment portfolio maturities to five years or less.

Credit Risk: The federal agency securities that underlie the repurchase agreement were rated AA+ and Aaa by Standard & Poor's and Moody's Investor Services, respectively. Standard & Poor's has assigned STAR Ohio an AAAm money market rating. STAR Ohio must maintain the highest letter or numerical rating provided by at least one nationally recognized standard service. The District's investment policy does not specifically address credit risk beyond the adherence to all relevant sections of the Ohio Revised Code.

Custodial Credit Risk: For an investment, custodial credit risk is the risk that, in the event of the failure of the counterparty, the District will not be able to recover the value of its investments or collateral securities that are in the possession of an outside party. Of the District's investment in repurchase agreements, the entire balance is collateralized by underlying securities that are held by the investment's counterparty, not in the name of the District. Ohio law requires that market value of securities subject to repurchase agreements must exceed the principal value of securities subject to a repurchase agreement by 2%. The District has no investment policy dealing with investment custodial risk beyond the requirement in State statute that prohibits payment for investments prior to the delivery of the securities representing such investments to the Treasurer or qualified trustee.

Concentration of Credit Risk: The District places no limit on the amount that may be invested in any one issuer. The following table includes the percentage of each investment type held by the District at June 30, 2016:

<u>Investment type</u>	<u>Fair Value</u>	<u>% of Total</u>
STAR Ohio	\$ 11,509	0.29
Repurchase agreement	<u>4,005,000</u>	<u>99.71</u>
Total	<u>\$ 4,016,509</u>	<u>100.00</u>

**NORTH CANTON CITY SCHOOL DISTRICT
STARK COUNTY, OHIO**

NOTES TO THE BASIC FINANCIAL STATEMENTS
FOR THE FISCAL YEAR ENDED JUNE 30, 2016

NOTE 4 - DEPOSITS AND INVESTMENTS - (Continued)

C. Reconciliation of Cash and Investments to the Financial Statements

The following is a reconciliation of cash and investments as reported in the note above to cash and investments as reported on the financial statements as of June 30, 2016:

<u>Cash and investments per note</u>	
Carrying amount of deposits	\$ 6,785,697
Investments	<u>4,016,509</u>
Total	<u>\$ 10,802,206</u>
 <u>Cash and investments per financial statements</u>	
Governmental activities	\$ 10,164,718
Private-purpose trust funds	398,402
Agency funds	<u>239,086</u>
Total	<u>\$ 10,802,206</u>

NOTE 5 - INTERFUND TRANSACTIONS

A. Interfund transfers for the year ended June 30, 2016, consisted of the following, as reported on the fund statements:

	<u>Amount</u>
<u>Transfers from general fund to:</u>	
Nonmajor governmental fund	\$ 238,603
<u>Transfers from nonmajor governmental fund to:</u>	
Nonmajor governmental fund	<u>108,000</u>
Total	<u>\$ 346,603</u>

Transfers are used to move revenues from the fund that statute or budget required to collect them to the fund that statute or budget requires to expend them and to use unrestricted revenues collected in the general fund to finance various programs accounted for in other funds in accordance with budgetary authorizations. The transfer from the general fund and the permanent improvement (a nonmajor governmental fund) to the debt service fund (a nonmajor governmental fund) is to provide resources for the repayment of long-term debt principal and interest.

B. Interfund loans receivable/payable consisted of the following at June 30, 2016, as reported on the fund statement:

<u>Receivable Fund</u>	<u>Payable Fund</u>	<u>Amount</u>
General fund	Nonmajor governmental funds	<u>\$ 137,000</u>

The primary purpose of the interfund balances is to cover costs in specific funds where revenues were not received by June 30. These interfund balances will be repaid once the anticipated revenues are received.

Interfund balances between governmental funds are eliminated on the government-wide Statement of Net Position.

**NORTH CANTON CITY SCHOOL DISTRICT
STARK COUNTY, OHIO**

**NOTES TO THE BASIC FINANCIAL STATEMENTS
FOR THE FISCAL YEAR ENDED JUNE 30, 2016**

NOTE 6 - PROPERTY TAXES

Property taxes are levied and assessed on a calendar year basis while the District fiscal year runs from July through June. First half tax collections are received by the District in the second half of the fiscal year. Second half tax distributions occur in the first half of the following fiscal year.

Property taxes include amounts levied against all real property and public utility property. Real property tax revenues received in calendar year 2016 represent the collection of calendar year 2015 taxes. Real property taxes received in calendar year 2016 were levied after April 1, 2015, on the assessed values as of January 1, 2015, the lien date. Assessed values for real property taxes are established by State statute at 35 percent of appraised market value. Real property taxes are payable annually or semiannually. If paid annually, payment is due December 31; if paid semiannually, the first payment is due December 31, with the remainder payable by June 20. Under certain circumstances, State statute permits alternate payment dates to be established. Public utility property tax revenues received in calendar year 2016 represent the collection of calendar year 2015 taxes. Public utility real and personal property taxes received in calendar year 2016 became a lien on December 31, 2014, were levied after April 1, 2015, and are collected with real property taxes. Public utility real property is assessed at 35 percent of true value; public utility tangible personal property is currently assessed at varying percentages of true value.

The District receives property taxes from Stark County. The County Auditor periodically advances to the District its portion of the taxes collected. Second-half real property tax payments collected by the County by June 30, 2016, are available to finance fiscal year 2016 operations. The amount available as an advance at June 30, 2016 was \$228,730 in the general fund, \$16,000 in the debt service fund (a nonmajor governmental fund) and \$14,073 in the permanent improvement fund (a nonmajor governmental fund). This amount is recorded as revenue. The amount available for advance at June 30, 2015 was \$449,762 in the general fund, \$28,940 in the bond retirement fund (a nonmajor governmental fund) and \$26,498 in the permanent improvement fund (a nonmajor governmental fund). The amount of second-half real property taxes available for advance at fiscal year-end can vary based on the date the tax bills are sent.

Accrued property taxes receivable includes real property, public utility property and delinquent tangible personal property taxes which are measurable as of June 30, 2016 and for which there is an enforceable legal claim. Although total property tax collections for the next fiscal year are measurable, only the amount of real property taxes available as an advance at June 30 was levied to finance current fiscal year operations and is reported as revenue at fiscal year-end. The portion of the receivable not levied to finance current fiscal year operations is offset by a credit to deferred inflows.

On the accrual basis of accounting, collectible delinquent property taxes have been recorded as a receivable and revenue, while on a modified accrual basis of accounting the revenue has been reported as a deferred inflow.

**NORTH CANTON CITY SCHOOL DISTRICT
STARK COUNTY, OHIO**

NOTES TO THE BASIC FINANCIAL STATEMENTS
FOR THE FISCAL YEAR ENDED JUNE 30, 2016

NOTE 6 - PROPERTY TAXES - (Continued)

The assessed values upon which the fiscal year 2016 taxes were collected are:

	2015 Second Half Collections		2016 First Half Collections	
	<u>Amount</u>	<u>Percent</u>	<u>Amount</u>	<u>Percent</u>
Agricultural/residential and other real estate	\$ 619,877,500	98.05	\$ 682,066,050	98.18
Public utility personal	<u>12,348,750</u>	<u>1.95</u>	<u>12,675,310</u>	<u>1.82</u>
Total	<u>\$ 632,226,250</u>	<u>100.00</u>	<u>\$ 694,741,360</u>	<u>100.00</u>
Tax rate per \$1,000 of assessed valuation for:				
Operating	\$73.80		\$73.80	
Debt service	2.60		2.50	
Permanent improvement	2.40		2.40	

NOTE 7 - RECEIVABLES

Receivables at June 30, 2016 consisted of property taxes, accounts (billings for user charged services and student fees) and intergovernmental grants and entitlements. All receivables are considered collectible in full due to the ability to foreclose for the nonpayment of taxes, the stable condition of State programs and the current year guarantee of federal funds. A summary of the principal items of receivables reported on the Statement of Net Position follows:

Governmental activities:

Property taxes	\$ 26,599,679
Accounts	25,532
Intergovernmental	<u>498,569</u>
Total	<u>\$ 27,123,780</u>

Receivables have been disaggregated on the face of the basic financial statements. All receivables are expected to be collected within the subsequent year.

**NORTH CANTON CITY SCHOOL DISTRICT
STARK COUNTY, OHIO**

NOTES TO THE BASIC FINANCIAL STATEMENTS
FOR THE FISCAL YEAR ENDED JUNE 30, 2016

NOTE 8 - CAPITAL ASSETS

Capital asset activity for the fiscal year ended June 30, 2016 was as follows:

	Balance			Balance
	<u>06/30/15</u>	<u>Additions</u>	<u>Deductions</u>	<u>06/30/16</u>
Governmental activities:				
<i>Capital assets, not being depreciated:</i>				
Land	\$ 1,785,562	\$ -	\$ -	\$ 1,785,562
Total capital assets, not being depreciated	<u>1,785,562</u>	<u>-</u>	<u>-</u>	<u>1,785,562</u>
<i>Capital assets, being depreciated:</i>				
Land improvements	4,219,861	38,925	-	4,258,786
Buildings and improvements	39,313,766	400,655	-	39,714,421
Furniture and equipment	4,270,366	166,714	(18,308)	4,418,772
Vehicles	3,048,733	455,969	(245,115)	3,259,587
Total capital assets, being depreciated	<u>50,852,726</u>	<u>1,062,263</u>	<u>(263,423)</u>	<u>51,651,566</u>
<i>Less: accumulated depreciation:</i>				
Land improvements	(2,455,814)	(147,388)	-	(2,603,202)
Buildings and improvements	(21,009,120)	(765,717)	-	(21,774,837)
Furniture and equipment	(3,045,165)	(343,994)	18,308	(3,370,851)
Vehicles	(2,162,597)	(182,804)	245,115	(2,100,286)
Total accumulated depreciation	<u>(28,672,696)</u>	<u>(1,439,903)</u>	<u>263,423</u>	<u>(29,849,176)</u>
Governmental activities capital assets, net	<u>\$ 23,965,592</u>	<u>\$ (377,640)</u>	<u>\$ -</u>	<u>\$ 23,587,952</u>

Depreciation expense was charged to governmental functions as follows:

Instruction:

Regular	\$ 421,938
Special	85,757
Vocational	52,412
Adult/continuing	93
Other	1,665

Support services:

Pupil	44,089
Instructional staff	35,623
Board of Education	471
Administration	59,227
Fiscal	17,348
Business	37,783
Operations and maintenance	249,469
Pupil transportation	194,424
Central	71,986

Operation of noninstructional services:

Other non-instructional services	8,316
Food service operations	127,922
Extracurricular activities	<u>31,380</u>
Total depreciation expense	<u>\$ 1,439,903</u>

**NORTH CANTON CITY SCHOOL DISTRICT
STARK COUNTY, OHIO**

NOTES TO THE BASIC FINANCIAL STATEMENTS
FOR THE FISCAL YEAR ENDED JUNE 30, 2016

NOTE 9 - CAPITALIZED LEASE - LESSEE DISCLOSURE

During a prior fiscal year, the District entered into a capitalized lease for copier equipment and five buses. These lease agreements meet the criteria of capital lease, which defines a capital lease generally as one which transfers benefits and risks of ownership to the lessee. Capital lease payments have been reclassified and are reflected as debt service expenditures in the financial statements for the governmental funds. These expenditures are reported as function expenditures on the budgetary statements. Principal payments in fiscal year 2016 totaled \$267,675 paid by the general fund.

The assets acquired through capital leases are as follows:

Assets:

Equipment (copiers)	\$ 768,121
Vehicles (5 buses)	405,755
Less: accumulated depreciation	<u>(818,108)</u>
Total	<u>\$ 355,768</u>

The following is a schedule of the future long-term minimum lease payments required under the capital lease and the present value of the future minimum lease payments as of June 30, 2016:

<u>Fiscal Year Ending June 30,</u>	<u>Amount</u>
2017	<u>\$ 118,990</u>
Total minimum lease payments	118,990
Less: amount representing interest	<u>(2,201)</u>
Total	<u>\$ 116,789</u>

NOTE 10 - LONG-TERM OBLIGATIONS

A. During the fiscal year 2016, the following changes occurred in governmental activities long-term obligations.

	<u>Issued</u>	<u>Due</u>	<u>Interest Rate</u>	<u>Balance 06/30/15</u>	<u>Increase</u>	<u>Decrease</u>	<u>Balance 06/30/16</u>	<u>Amount Due in One Year</u>
General obligation								
refunding bonds	2009	2019	2.0-4.0%	\$ 7,685,000	\$ -	\$ (1,430,000)	6,255,000	\$ 1,485,000
Energy conservation loan	2006	2021	3.96%	830,000	-	(125,000)	705,000	130,000
Tax anticipation notes	2014	2024	3.00%	1,370,000	-	(135,000)	1,235,000	140,000
HB 264 bonds	2014	2022	2.20%	1,990,000	-	(266,000)	1,724,000	272,000
Capital lease obligations				384,464	-	(267,675)	116,789	116,789
Settlement payable				261,000	-	(29,000)	232,000	29,000
Net pension liability				59,688,718	6,507,104	-	66,195,822	-
Compensated absences				<u>2,784,940</u>	<u>355,950</u>	<u>(496,893)</u>	<u>2,643,997</u>	<u>146,110</u>
Total				<u>\$ 74,994,122</u>	<u>\$ 6,863,054</u>	<u>\$ (2,749,568)</u>	79,107,608	<u>\$ 2,318,899</u>
Add: Unamortized premium							104,796	
Total on statement of net position							<u>\$ 79,212,404</u>	

**NORTH CANTON CITY SCHOOL DISTRICT
STARK COUNTY, OHIO**

NOTES TO THE BASIC FINANCIAL STATEMENTS
FOR THE FISCAL YEAR ENDED JUNE 30, 2016

NOTE 10 - LONG-TERM OBLIGATIONS - (Continued)

Detail on the net pension liability can be found in Note 13.

Compensated absences will be paid from the fund from which the employee is paid, primarily the general fund and food service fund (a nonmajor governmental fund).

Capital lease obligations will be paid from the general fund. See Note 9 for details.

- B.** On November 12, 2009, the District issued general obligation bonds (Series 2009 refunding bonds) to refund \$13,440,000 of the Series 1998 current interest general obligation bonds.

The refunding issue is comprised of current interest bonds, par value \$13,435,000. The interest rates on the current interest bonds range from 2.0% to 4.0%.

These bonds are general obligations of the District for which the full faith and credit of the District is pledged for repayment. Accordingly, such unmatured obligations of the District are accounted for on the statement of Net Position. Payments of principal and interest relating to this bond are recorded as an expenditure in the debt service fund.

Interest payments on the current interest bonds are due on December 1 of each year. The final maturity stated on this issue is December 1, 2019.

The following is a schedule of activity for fiscal year 2016 on the Series 2009 refunding bonds:

	Balance 6/30/15	Additions	Reductions	Balance 06/30/16
Current interest bonds	\$ 7,685,000	\$ -	\$ (1,430,000)	\$ 6,255,000

The reacquisition price exceeded the net carrying amount of the old debt by \$428,966. This amount is being netted against the new debt and amortized over the remaining life of the refunded debt, which is equal to the life of the new debt issued.

The following is a summary of the future debt service requirements to maturity for the Series 2009 refunding bonds:

Fiscal Year Ending June 30,	Series 2009 refunding bonds		
	Principal	Interest	Total
2017	\$ 1,485,000	\$ 212,675	\$ 1,697,675
2018	1,540,000	154,100	1,694,100
2019	1,590,000	95,413	1,685,413
2020	1,640,000	32,800	1,672,800
Total	\$ 6,255,000	\$ 494,988	\$ 6,749,988

**NORTH CANTON CITY SCHOOL DISTRICT
STARK COUNTY, OHIO**

NOTES TO THE BASIC FINANCIAL STATEMENTS
FOR THE FISCAL YEAR ENDED JUNE 30, 2016

NOTE 10 - LONG-TERM OBLIGATIONS - (Continued)

- C. On September 21, 2005, the District issued an energy conservation loan for the purpose of upgrading buildings owned by the District to reduce energy consumption. The loan was issued at 3.96% for 15 years with semi-annual payments due in June and December. The loan will be retired from the debt service fund.

The following is a summary of the future annual debt service requirements to maturity for the energy conservation loan:

Fiscal Year Ending June 30,	Energy Conservation Loan		
	Principal	Interest	Total
2017	\$ 130,000	\$ 25,344	\$ 155,344
2018	135,000	20,097	155,097
2019	140,000	14,652	154,652
2020	145,000	9,009	154,009
2021	155,000	3,069	158,069
Total	<u>\$ 705,000</u>	<u>\$ 72,171</u>	<u>\$ 777,171</u>

- D. On August 8, 2013, the District issued tax anticipation notes for general improvements and technology upgrades. The notes were issued at 3.00%, have a final maturity date of December 1, 2023 and have semi-annual payments due in June and December. The notes will be retired from the debt service fund.

The following is a summary of the future annual debt service requirements to maturity for the tax anticipation notes:

Fiscal Year Ending June 30,	Tax Anticipation Notes		
	Principal	Interest	Total
2017	\$ 140,000	\$ 34,950	\$ 174,950
2018	145,000	30,675	175,675
2019	150,000	26,250	176,250
2020	150,000	21,750	171,750
2021	155,000	17,175	172,175
2022 - 2024	495,000	22,575	517,575
Total	<u>\$ 1,235,000</u>	<u>\$ 153,375</u>	<u>\$ 1,388,375</u>

- E. On February 20, 2014, the District issued House Bill 264 Energy Conservation Improvement Bonds to improve energy efficiency throughout the District. The bonds were issued at 2.20%, have a final maturity date of December 1, 2021 and have semi-annual payments due in June and December. The bonds will be retired from the debt service fund.

**NORTH CANTON CITY SCHOOL DISTRICT
STARK COUNTY, OHIO**

NOTES TO THE BASIC FINANCIAL STATEMENTS
FOR THE FISCAL YEAR ENDED JUNE 30, 2016

NOTE 10 - LONG-TERM OBLIGATIONS - (Continued)

The following is a summary of the future annual debt service requirements to maturity for the Energy Conservation Improvement Bonds:

Fiscal Year Ending June 30,	HB264 Bonds		
	Principal	Interest	Total
2017	\$ 272,000	\$ 34,936	\$ 306,936
2018	278,000	28,886	306,886
2019	284,000	21,984	305,984
2020	290,000	16,390	306,390
2021	297,000	9,933	306,933
2022	303,000	3,333	306,333
Total	<u>\$ 1,724,000</u>	<u>\$ 115,462</u>	<u>\$ 1,839,462</u>

- F. During fiscal year 2015, the District was party to legal proceedings in which it was required to pay a settlement of \$290,000. The settlement will be paid out over ten years and have a final payment in fiscal year 2024. The following is a summary of the future payments for the settlement payable:

Fiscal Year Ending June 30,	Settlement Payable
	Principal
2017	\$ 29,000
2018	29,000
2019	29,000
2020	29,000
2021	29,000
2022 - 2024	87,000
Total	<u>\$ 232,000</u>

G. Legal Debt Margin

The Ohio Revised Code provides that voted net general obligation debt of the District shall never exceed 9% of the total assessed valuation of the District. The code further provides that unvoted indebtedness shall not exceed 1/10 of 1% of the property valuation of the District. The code additionally states that unvoted indebtedness related to energy conservation debt shall not exceed 9/10 of 1% of the property valuation of the District. The assessed valuation used in determining the District's legal debt margin has been modified by House Bill 530 which became effective March 30, 2006. In accordance with House Bill 530, the assessed valuation used in the District's legal debt margin calculation excluded tangible personal property used in business, telephone or telegraph property, interexchange telecommunications company property, and personal property owned or leased by a railroad company and used in railroad operations. The effects of these debt limitations at June 30, 2016, are a voted debt margin of \$57,595,977 (including available funds of \$1,324,255), an unvoted debt margin of \$694,741, and an energy conservation debt margin of \$3,823,672.

**NORTH CANTON CITY SCHOOL DISTRICT
STARK COUNTY, OHIO**

NOTES TO THE BASIC FINANCIAL STATEMENTS
FOR THE FISCAL YEAR ENDED JUNE 30, 2016

NOTE 11 - OTHER EMPLOYEE BENEFITS

A. Compensated Absences

The criteria for determining vacation and sick leave components are derived from negotiated agreements and State laws. Classified employees earn ten to thirty days of vacation per fiscal year, depending upon the length of service. Accumulated, unused vacation time is paid to classified employees and administrators upon termination of employment. Teachers do not earn vacation time. Teachers, administrators and classified employees earn sick leave at the rate of one and one-fourth days per month. Sick leave may be accumulated up to a maximum of 325 days for classified personnel and 320 for certificated personnel. Upon completion of ten or more years of service with the District and retirement from the profession, payment is made for one-fourth of accrued, but unused sick leave credit up to a maximum of 68 days for both classified and certificated personnel. In addition, upon retirement, \$12 for both classified and certificated personnel are paid for each day of sick leave accumulated above 200 days. Upon completion of ten or more years of service with the State, or other political subdivision, but less than ten years of service with the district and retirement from the profession, payment is made for one-fourth of accrued, but unused sick leave credit up to a maximum of 62 days for both classified and certificated personnel. In addition, upon retirement, \$12 for both classified and certificated personnel, are paid for each day of sick leave accumulated above 200 days.

B. Insurance Benefits

The District provides life insurance and accidental death and dismemberment insurance to most employees through National Term Life Insurance Company.

NOTE 12 - RISK MANAGEMENT

A. Comprehensive

The District is exposed to various risks of loss related to torts; theft of, damage to, and destruction of assets; errors and omissions, injuries to employees and natural disasters. During fiscal year 2016, the District has contracted with private companies for various types of insurance as follows:

<u>Type of Coverage</u>	<u>Amount of Coverage</u>	<u>Deductible</u>
Buildings and Contents		
Replacement Cost	\$146,908,639	\$ 5,000
Inland Marine Coverage	various	500
Automobile Liability	1,000,000	0
Automobile Comprehensive	ACV	250
Automobile Collision	ACV	500
Uninsured Motorists	75,000	0
Employers Stop Gap Liability	1,000,000	0
School Leaders E&O Liability	1,000,000	2,500
Law Enforcement Professional Liability	1,000,000	2,500
Sexual Misconduct & Molestation Liability	1,000,000	0
Employee Benefits Liability	1,000,000	1,000
Umbrella Policy	10,000,000	10,000

ACV - Actual Cash Value

**NORTH CANTON CITY SCHOOL DISTRICT
STARK COUNTY, OHIO**

NOTES TO THE BASIC FINANCIAL STATEMENTS
FOR THE FISCAL YEAR ENDED JUNE 30, 2016

NOTE 12 - RISK MANAGEMENT - (Continued)

<u>Type of Coverage</u>	<u>Amount of Coverage</u>	<u>Deductible</u>
General Liability:		
Per occurrence	1,000,000	\$0
Aggregate	2,000,000	0

Settled claims have not exceeded this commercial coverage in any of the past three years. There has been no significant reduction in coverage from the prior year.

B. Group Health and Dental Insurance

The District participates in the Stark County School Council of Governments Health Benefit Plan, a shared risk pool (Note 2.A.) to provide employee medical/surgical benefits. Rates are set through an annual calculation process. The District pays a monthly contribution which is placed in a common fund from which claim payments are made for all participating districts. The certified staff pays 10% of medical, dental and vision premiums and the classified staff pays 10% of medical dental and vision monthly premiums.

Claims are paid for all participants regardless of claims flow. Upon termination, all District claims would be paid without regard to the District's account balance or the Directors have the right to hold monies for an exiting school district subsequent to the settlement of all expenses and claims.

C. Workers' Compensation

The District participates in a workers compensation program jointly sponsored by the Ohio Association of School Business Officials (OASBO) and the Ohio School Board Association (OSBA), known as SchoolComp. CompManagement, Inc. (CMI) is the program's third party administrator. SchoolComp serves to group its members' risks for the purpose of obtaining a favorable experience rating to determine its premium liability to the Ohio Bureau of Workers' Compensation (OBWC) and the Ohio Workers' Compensation Fund. This may be accomplished through participation in a group rating program or through group retrospective rating. The District has chosen to participate in a group rating program for fiscal year 2016. Participation in SchoolComp is restricted to members who meet enrollment criteria and are jointly in good standing with OASBO and OSBA. OASBO and OSBA are certified sponsors recognized by OBWC.

NOTE 13 - DEFINED BENEFIT PENSION PLANS

Net Pension Liability

The net pension liability reported on the statement of net position represents a liability to employees for pensions. Pensions are a component of exchange transactions—between an employer and its employees—of salaries and benefits for employee services. Pensions are provided to an employee—on a deferred-payment basis—as part of the total compensation package offered by an employer for employee services each financial period. The obligation to sacrifice resources for pensions is a present obligation because it was created as a result of employment exchanges that already have occurred.

The net pension liability represents the District's proportionate share of each pension plan's collective actuarial present value of projected benefit payments attributable to past periods of service, net of each pension plan's fiduciary net position. The net pension liability calculation is dependent on critical long-term variables, including estimated average life expectancies, earnings on investments, cost of living adjustments and others. While these estimates use the best information available, unknowable future events require adjusting this estimate annually.

**NORTH CANTON CITY SCHOOL DISTRICT
STARK COUNTY, OHIO**

NOTES TO THE BASIC FINANCIAL STATEMENTS
FOR THE FISCAL YEAR ENDED JUNE 30, 2016

NOTE 13 - DEFINED BENEFIT PENSION PLANS - (Continued)

Ohio Revised Code limits the District’s obligation for this liability to annually required payments. The District cannot control benefit terms or the manner in which pensions are financed; however, the District does receive the benefit of employees’ services in exchange for compensation including pension.

GASB 68 assumes the liability is solely the obligation of the employer, because (1) they benefit from employee services; and (2) State statute requires all funding to come from these employers. All contributions to date have come solely from these employers (which also includes costs paid in the form of withholdings from employees). State statute requires the pension plans to amortize unfunded liabilities within 30 years. If the amortization period exceeds 30 years, each pension plan’s board must propose corrective action to the State legislature. Any resulting legislative change to benefits or funding could significantly affect the net pension liability. Resulting adjustments to the net pension liability would be effective when the changes are legally enforceable.

The proportionate share of each plan’s unfunded benefits is presented as a long-term *net pension liability* on the accrual basis of accounting. Any liability for the contractually-required pension contribution outstanding at the end of the year is included in *pension and postemployment benefits payable* on both the accrual and modified accrual bases of accounting.

Plan Description - School Employees Retirement System (SERS)

Plan Description –District non-teaching employees participate in SERS, a cost-sharing multiple-employer defined benefit pension plan administered by SERS. SERS provides retirement, disability and survivor benefits, annual cost-of-living adjustments, and death benefits to plan members and beneficiaries. Authority to establish and amend benefits is provided by Ohio Revised Code Chapter 3309. SERS issues a publicly available, stand-alone financial report that includes financial statements, required supplementary information and detailed information about SERS’ fiduciary net position. That report can be obtained by visiting the SERS website at www.ohsers.org under Employers/Audit Resources.

Age and service requirements for retirement are as follows:

	Eligible to Retire on or before August 1, 2017 *	Eligible to Retire after August 1, 2017
Full Benefits	Any age with 30 years of service credit	Age 67 with 10 years of service credit; or Age 57 with 30 years of service credit
Actuarially Reduced Benefits	Age 60 with 5 years of service credit Age 55 with 25 years of service credit	Age 62 with 10 years of service credit; or Age 60 with 25 years of service credit

* Members with 25 years of service credit as of August 1, 2017, will be included in this plan.

Annual retirement benefits are calculated based on final average salary multiplied by a percentage that varies based on year of service; 2.2 percent for the first thirty years of service and 2.5 percent for years of service credit over 30. Final average salary is the average of the highest three years of salary.

One year after an effective benefit date, a benefit recipient is entitled to a three percent cost-of-living adjustment (COLA). This same COLA is added each year to the base benefit amount on the anniversary date of the benefit.

**NORTH CANTON CITY SCHOOL DISTRICT
STARK COUNTY, OHIO**

NOTES TO THE BASIC FINANCIAL STATEMENTS
FOR THE FISCAL YEAR ENDED JUNE 30, 2016

NOTE 13 - DEFINED BENEFIT PENSION PLANS - (Continued)

Funding Policy – Plan members are required to contribute 10 percent of their annual covered salary and the District is required to contribute 14 percent of annual covered payroll. The contribution requirements of plan members and employers are established and may be amended by the SERS' Retirement Board up to statutory maximum amounts of 10 percent for plan members and 14 percent for employers. The Retirement Board, acting with the advice of the actuary, allocates the employer contribution rate among four of the System's funds (Pension Trust Fund, Death Benefit Fund, Medicare B Fund, and Health Care Fund). For the fiscal year ended June 30, 2016, the entire 14 percent was allocated to pension, death benefits, and Medicare B and no portion of the employer contribution rate was allocated to the Health Care Fund.

The District's contractually required contribution to SERS was \$964,322 for fiscal year 2016. Of this amount, \$159,239 is reported as pension and postemployment benefits payable.

Plan Description - State Teachers Retirement System (STRS)

Plan Description – District licensed teachers and other faculty members participate in STRS Ohio, a cost-sharing multiple-employer public employee retirement system administered by STRS. STRS provides retirement and disability benefits to members and death and survivor benefits to beneficiaries. STRS issues a stand-alone financial report that includes financial statements, required supplementary information and detailed information about STRS' fiduciary net position. That report can be obtained by writing to STRS, 275 E. Broad St., Columbus, OH 43215-3771, by calling (888) 227-7877, or by visiting the STRS Web site at www.strsoh.org.

New members have a choice of three retirement plans; a Defined Benefit (DB) Plan, a Defined Contribution (DC) Plan and a Combined Plan. Benefits are established by Ohio Revised Code Chapter 3307. The DB plan offers an annual retirement allowance based on final average salary multiplied by a percentage that varies based on years of service. Effective August 1, 2015, the calculation will be 2.2 percent of final average salary for the five highest years of earnings multiplied by all years of service. With certain exceptions, the basic benefit is increased each year by two percent of the original base benefit. For members retiring August 1, 2013, or later, the first two percent is paid on the fifth anniversary of the retirement benefit. Members are eligible to retire at age 60 with five years of qualifying service credit, or age 55 with 25 years of service, or 30 years of service regardless of age. Age and service requirements for retirement will increase effective August 1, 2015, and will continue to increase periodically until they reach age 60 with 35 years of service or age 65 with five years of service on August 1, 2026.

The DC Plan allows members to place all their member contributions and 9.5 percent of the 14 percent employer contributions into an investment account. Investment allocation decisions are determined by the member. The remaining 4.5 percent of the 14 percent employer rate is allocated to the defined benefit unfunded liability. A member is eligible to receive a retirement benefit at age 50 and termination of employment. The member may elect to receive a lifetime monthly annuity or a lump sum withdrawal.

The Combined Plan offers features of both the DB Plan and the DC Plan. In the Combined Plan, member contributions are allocated among investment choices by the member, and employer contributions are used to fund the defined benefit payment at a reduced level from the regular DB Plan. The defined benefit portion of the Combined Plan payment is payable to a member on or after age 60 with five years of services. The defined contribution portion of the account may be taken as a lump sum payment or converted to a lifetime monthly annuity at age 50.

**NORTH CANTON CITY SCHOOL DISTRICT
STARK COUNTY, OHIO**

NOTES TO THE BASIC FINANCIAL STATEMENTS
FOR THE FISCAL YEAR ENDED JUNE 30, 2016

NOTE 13 - DEFINED BENEFIT PENSION PLANS - (Continued)

New members who choose the DC plan or Combined Plan will have another opportunity to reselect a permanent plan during their fifth year of membership. Members may remain in the same plan or transfer to another STRS plan. The optional annuitization of a member's defined contribution account or the defined contribution portion of a member's Combined Plan account to a lifetime benefit results in STRS bearing the risk of investment gain or loss on the account. STRS has therefore included all three plan options as one defined benefit plan for GASB 68 reporting purposes.

A DB or Combined Plan member with five or more years of credited service who is determined to be disabled may qualify for a disability benefit. Eligible survivors of members who die before service retirement may qualify for monthly benefits. New members on or after July 1, 2013, must have at least ten years of qualifying service credit that apply for disability benefits. Members in the DC Plan who become disabled are entitled only to their account balance. If a member of the DC Plan dies before retirement benefits begin, the member's designated beneficiary is entitled to receive the member's account balance.

Funding Policy – Employer and member contribution rates are established by the State Teachers Retirement Board and limited by Chapter 3307 of the Ohio Revised Code. The statutory maximum employee contribution rate was increased one percent July 1, 2014, and will be increased one percent each year until it reaches 14 percent on July 1, 2016. For the fiscal year ended June 30, 2016, plan members were required to contribute 13 percent of their annual covered salary. The District was required to contribute 14 percent; the entire 14 percent was the portion used to fund pension obligations. The fiscal year 2016 contribution rates were equal to the statutory maximum rates.

The District's contractually required contribution to STRS was \$3,019,829 for fiscal year 2016. Of this amount, \$507,568 is reported as pension and postemployment benefits payable.

Pension Liabilities, Pension Expense, and Deferred Outflows of Resources and Deferred Inflows of Resources Related to Pensions

The net pension liability was measured as of June 30, 2015, and the total pension liability used to calculate the net pension liability was determined by an actuarial valuation as of that date. The District's proportion of the net pension liability was based on the District's share of contributions to the pension plan relative to the contributions of all participating entities. Following is information related to the proportionate share and pension expense:

	<u>SERS</u>	<u>STRS</u>	<u>Total</u>
Proportionate share of the net pension liability	\$ 12,074,307	\$ 54,121,515	\$ 66,195,822
Proportion of the net pension liability	0.21160360%	0.19582939%	
Pension expense	\$ 750,803	\$ 2,291,496	\$ 3,042,299

**NORTH CANTON CITY SCHOOL DISTRICT
STARK COUNTY, OHIO**

NOTES TO THE BASIC FINANCIAL STATEMENTS
FOR THE FISCAL YEAR ENDED JUNE 30, 2016

NOTE 13 - DEFINED BENEFIT PENSION PLANS - (Continued)

At June 30, 2016, the District reported deferred outflows of resources and deferred inflows of resources related to pensions from the following sources:

	<u>SERS</u>	<u>STRS</u>	<u>Total</u>
Deferred outflows of resources			
Differences between expected and actual experience	\$ 194,931	\$ 2,476,666	\$ 2,671,597
District contributions subsequent to the measurement date	<u>964,322</u>	<u>3,019,829</u>	<u>3,984,151</u>
Total deferred outflows of resources	<u>\$ 1,159,253</u>	<u>\$ 5,496,495</u>	<u>\$ 6,655,748</u>
Deferred inflows of resources			
Net difference between projected and actual earnings on pension plan investments	\$ 405,448	\$ 4,073,134	\$ 4,478,582
Change in employer's proportion percentage and difference between the employer's contributions and the employer's proportional share of contributions	<u>33,538</u>	<u>1,203,158</u>	<u>1,236,696</u>
Total deferred inflows of resources	<u>\$ 438,986</u>	<u>\$ 5,276,292</u>	<u>\$ 5,715,278</u>

\$3,984,151 reported as deferred outflows of resources related to pension resulting from District contributions subsequent to the measurement date will be recognized as a reduction of the net pension liability in the year ending June 30, 2016. Other amounts reported as deferred outflows of resources and deferred inflows of resources related to pension will be recognized in pension expense as follows:

	<u>SERS</u>	<u>STRS</u>	<u>Total</u>
Fiscal Year Ending June 30:			
2017	\$ (157,930)	\$ (1,236,289)	\$ (1,394,219)
2018	(157,930)	(1,236,289)	(1,394,219)
2019	(157,929)	(1,236,289)	(1,394,218)
2020	<u>229,734</u>	<u>909,241</u>	<u>1,138,975</u>
Total	<u>\$ (244,055)</u>	<u>\$ (2,799,626)</u>	<u>\$ (3,043,681)</u>

Actuarial Assumptions - SERS

SERS' total pension liability was determined by their actuaries in accordance with GASB Statement No. 67, as part of their annual actuarial valuation for each defined benefit retirement plan. Actuarial valuations of an ongoing plan involve estimates of the value of reported amounts (e.g., salaries, credited service) and assumptions about the probability of occurrence of events far into the future (e.g., mortality, disabilities, retirements, employment termination). Actuarially determined amounts are subject to continual review and potential modifications, as actual results are compared with past expectations and new estimates are made about the future.

**NORTH CANTON CITY SCHOOL DISTRICT
STARK COUNTY, OHIO**

NOTES TO THE BASIC FINANCIAL STATEMENTS
FOR THE FISCAL YEAR ENDED JUNE 30, 2016

NOTE 13 - DEFINED BENEFIT PENSION PLANS - (Continued)

Projections of benefits for financial reporting purposes are based on the substantive plan (the plan as understood by the employers and plan members) and include the types of benefits provided at the time of each valuation and the historical pattern of sharing benefit costs between the employers and plan members to that point. The projection of benefits for financial reporting purposes does not explicitly incorporate the potential effects of legal or contractual funding limitations.

Actuarial calculations reflect a long-term perspective. For a newly hired employee, actuarial calculations will take into account the employee's entire career with the employer and also take into consideration the benefits, if any, paid to the employee after termination of employment until the death of the employee and any applicable contingent annuitant. In many cases actuarial calculations reflect several decades of service with the employer and the payment of benefits after termination.

Key methods and assumptions used in calculating the total pension liability in the latest actuarial valuation, prepared as of June 30, 2015, are presented below:

Wage Inflation	3.25 percent
Future Salary Increases, including inflation	4.00 percent to 22.00 percent
COLA or Ad Hoc COLA	3 percent
Investment Rate of Return	7.75 percent net of investments expense, including inflation
Actuarial Cost Method	Entry Age Normal

For post-retirement mortality, the table used in evaluating allowances to be paid is the 1994 Group Annuity Mortality Table set back one year for both men and women. Special mortality tables are used for the period after disability retirement.

The most recent experience study was completed June 30, 2010.

The long-term return expectation for the Pension Plan Investments has been determined using a building-block approach and assumes a time horizon, as defined in SERS' *Statement of Investment Policy*. A forecasted rate of inflation serves as the baseline for the return expectation. Various real return premiums over the baseline inflation rate have been established for each asset class. The long-term expected nominal rate of return has been determined by calculating a weighted averaged of the expected real return premiums for each asset class, adding the projected inflation rate, and adding the expected return from rebalancing uncorrelated asset classes. The target allocation and best estimates of arithmetic real rates of return for each major assets class are summarized in the following table:

Asset Class	Target Allocation	Long-Term Expected Real Rate of Return
Cash	1.00 %	0.00 %
US Stocks	22.50	5.00
Non-US Stocks	22.50	5.50
Fixed Income	19.00	1.50
Private Equity	10.00	10.00
Real Assets	10.00	5.00
Multi-Asset Strategies	15.00	7.50
Total	<u>100.00 %</u>	

**NORTH CANTON CITY SCHOOL DISTRICT
STARK COUNTY, OHIO**

NOTES TO THE BASIC FINANCIAL STATEMENTS
FOR THE FISCAL YEAR ENDED JUNE 30, 2016

NOTE 13 - DEFINED BENEFIT PENSION PLANS - (Continued)

Discount Rate The total pension liability was calculated using the discount rate of 7.75 percent. The projection of cash flows used to determine the discount rate assumed the contributions from employers and from the members would be computed based on contribution requirements as stipulated by State statute. Projected inflows from investment earning were calculated using the long-term assumed investment rate of return (7.75 percent). Based on those assumptions, the plan's fiduciary net position was projected to be available to make all future benefit payments of current plan members. Therefore, the long-term expected rate of return on pension plan investments was applied to all periods of projected benefits to determine the total pension liability.

Sensitivity of the District's Proportionate Share of the Net Pension Liability to Changes in the Discount Rate Net pension liability is sensitive to changes in the discount rate, and to illustrate the potential impact the following table presents the net pension liability calculated using the discount rate of 7.75 percent, as well as what each plan's net pension liability would be if it were calculated using a discount rate that is one percentage point lower (6.75 percent), or one percentage point higher (8.75 percent) than the current rate.

	1% Decrease (6.75%)	Current Discount Rate (7.75%)	1% Increase (8.75%)
District's proportionate share of the net pension liability	\$ 16,742,724	\$ 12,074,307	\$ 8,143,114

Changes Between Measurement Date and Report Date

In April 2016, the SERS Board adopted certain assumption changes which impacted their annual actuarial valuation prepared as of June 30, 2016. The most significant change in reduction from 7.75 percent to 7.5 percent. Although the exact amount of these changes is not known, the impact to the District's net pension liability is expected to be significant.

Actuarial Assumptions - STRS

The total pension liability in the June 30, 2015, actuarial valuation was determined using the following actuarial assumptions, applied to all periods included in the measurement:

Inflation	2.75 percent
Projected salary increases	2.75 percent at age 70 to 12.25 percent at age 20
Investment Rate of Return	7.75 percent, net of investment expenses
Cost-of-Living Adjustments (COLA)	2 percent simple applied as follows: for members retiring before August 1, 2013, 2 percent per year; for members retiring August 1, 2013, or later, 2 percent COLA paid on fifth anniversary of retirement date.

Mortality rates were based on the RP-2000 Combined Mortality Table (Projection 2022—Scale AA) for Males and Females. Males' ages are set-back two years through age 89 and no set-back for age 90 and above. Females younger than age 80 are set back four years, one year set back from age 80 through 89 and not set back from age 90 and above.

Actuarial assumptions used in the June 30, 2015, valuation are based on the results of an actuarial experience study, effective July 1, 2012.

**NORTH CANTON CITY SCHOOL DISTRICT
STARK COUNTY, OHIO**

NOTES TO THE BASIC FINANCIAL STATEMENTS
FOR THE FISCAL YEAR ENDED JUNE 30, 2016

NOTE 13 - DEFINED BENEFIT PENSION PLANS - (Continued)

The 10 year expected real rate of return on pension plan investments was determined by STRS' investment consultant by developing best estimates of expected future real rates of return for each major asset class. The target allocation and best estimates of geometric real rates of return for each major asset class are summarized as follows:

Asset Class	Target Allocation	Long-Term Expected Real Rate of Return
Domestic Equity	31.00 %	8.00 %
International Equity	26.00	7.85
Alternatives	14.00	8.00
Fixed Income	18.00	3.75
Real Estate	10.00	6.75
Liquidity Reserves	1.00	3.00
Total	<u>100.00 %</u>	

Discount Rate The discount rate used to measure the total pension liability was 7.75 percent as of June 30, 2015. The projection of cash flows used to determine the discount rate assumes member and employer contributions will be made at the statutory contribution rates in accordance with rate increases described above. For this purpose, only employer contributions that are intended to fund benefits of current plan members and their beneficiaries are included. Projected employer contributions that are intended to fund the service costs of future plan members and their beneficiaries, as well as projected contributions from future plan members, are not included. Based on those assumptions, STRS' fiduciary net position was projected to be available to make all projected future benefit payments to current plan members as of June 30, 2015. Therefore, the long-term expected rate of return on pension plan investments of 7.75 percent was applied to all periods of projected benefit payment to determine the total pension liability as of June 30, 2015.

Sensitivity of the District's Proportionate Share of the Net Pension Liability to Changes in the Discount Rate The following table presents the District's proportionate share of the net pension liability calculated using the current period discount rate assumption of 7.75 percent, as well as what the District's proportionate share of the net pension liability would be if it were calculated using a discount rate that is one-percentage-point lower (6.75 percent) or one-percentage-point higher (8.75 percent) than the current rate:

	1% Decrease (6.75%)	Current Discount Rate (7.75%)	1% Increase (8.75%)
District's proportionate share of the net pension liability	\$ 75,178,867	\$ 54,121,515	\$ 36,314,384

**NORTH CANTON CITY SCHOOL DISTRICT
STARK COUNTY, OHIO**

NOTES TO THE BASIC FINANCIAL STATEMENTS
FOR THE FISCAL YEAR ENDED JUNE 30, 2016

NOTE 14 - POSTEMPLOYMENT BENEFITS

A. School Employees Retirement System

Health Care Plan Description - The District contributes to the SERS Health Care Fund, administered by SERS for non-certificated retirees and their beneficiaries. For GASB 45 purposes, this plan is considered a cost-sharing, multiple-employer, defined benefit other postemployment benefit (OPEB) plan. The Health Care Plan includes hospitalization and physicians' fees through several types of plans including HMO's, PPO's, Medicare Advantage, and traditional indemnity plans as well as a prescription drug program. The financial report of the Plan is included in the SERS Comprehensive Annual Financial Report which can be obtained on SERS' website at www.ohsers.org under Employers/Audit Resources.

Access to health care for retirees and beneficiaries is permitted in accordance with Section 3309 of the Ohio Revised Code. The Health Care Fund was established and is administered in accordance with Internal Revenue Code Section 105(e). SERS' Retirement Board reserves the right to change or discontinue any health plan or program. Health care is financed through a combination of employer contributions and retiree premiums, copays and deductibles on covered health care expenses, investment returns, and any funds received as a result of SERS' participation in Medicare programs. Active employee members do not contribute to the Health Care Plan. Retirees and their beneficiaries are required to pay a health care premium that varies depending on the plan selected, number of qualified years of service, Medicare eligibility and retirement status.

Funding Policy - State statute permits SERS to fund the health care benefits through employer contributions. Each year, after the allocation for statutorily required basic benefits, the Retirement Board allocates the remainder of the employer contribution of 14 percent of covered payroll to the Health Care Fund. For fiscal year 2016, none of the employer contribution was allocated to health care. In addition, employers pay a surcharge for employees earning less than an actuarially determined minimum compensation amount, pro-rated according to service credit earned. For fiscal year 2016, this amount was \$23,000. Statutes provide that no employer shall pay a health care surcharge greater than 2 percent of that employer's SERS-covered payroll; nor may SERS collect in aggregate more than 1.5 percent of the total statewide SERS-covered payroll for the health care surcharge. For fiscal year 2016, the District's surcharge obligation was \$110,477.

The District's contributions for health care for the fiscal years ended June 30, 2016, 2015, and 2014 were \$110,477, \$160,201, and \$113,126, respectively. The full amount has been contributed for fiscal years 2016, 2015 and 2014.

B. State Teachers Retirement System

Plan Description - The District participates in the cost-sharing multiple-employer defined benefit Health Plan administered by the State Teachers Retirement System of Ohio (STRS) for eligible retirees who participated in the defined benefit or combined pension plans offered by STRS. Ohio law authorizes STRS to offer this plan. Benefits include hospitalization, physicians' fees, prescription drugs and reimbursement of monthly Medicare Part B premiums. The Plan is included in the report of STRS which can be obtained by visiting www.strsoh.org or by calling (888) 227-7877.

**NORTH CANTON CITY SCHOOL DISTRICT
STARK COUNTY, OHIO**

**NOTES TO THE BASIC FINANCIAL STATEMENTS
FOR THE FISCAL YEAR ENDED JUNE 30, 2016**

NOTE 14 - POSTEMPLOYMENT BENEFITS - (Continued)

Funding Policy – Ohio Revised Code Chapter 3307 authorizes STRS to offer the Plan and gives the Retirement Board authority over how much, if any, of the health care costs will be absorbed by STRS. Active employee members do not contribute to the Health Care Plan. All benefit recipients, for the most recent year, pay a monthly premium. Under Ohio law, funding for post-employment health care may be deducted from employer contributions. For fiscal years 2016 and 2015, STRS did not allocate any employer contributions to post-employment health care. The District's contributions for health care for the fiscal years ended June 30, 2016, 2015, and 2014 were \$0, \$0, and \$213,558, respectively. The full amount has been contributed for fiscal year 2014.

NOTE 15 - BUDGETARY BASIS OF ACCOUNTING

While reporting financial position, results of operations, and changes in fund balance on the basis of generally accepted accounting principles (GAAP), the budgetary basis as provided by law is based upon accounting for certain transactions on a basis of cash receipts and disbursements.

The Statement of Revenue, Expenditures and Changes in Fund Balance - Budget and Actual (non-GAAP budgetary basis) presented for the general fund is presented on the budgetary basis to provide a meaningful comparison of actual results with the budget. The major differences between the budget basis and the GAAP basis are that:

- (a) Revenues and other financing sources are recorded when received in cash (budget basis) as opposed to when susceptible to accrual (GAAP basis);
- (b) Expenditures and other financing uses are recorded when paid in cash (budget basis) as opposed to when the liability is incurred (GAAP basis);
- (c) In order to determine compliance with Ohio law, and to reserve that portion of the applicable appropriation, total outstanding encumbrances (budget basis) are recorded as the equivalent of an expenditure, as opposed to a restricted, committed or assigned for that portion of outstanding encumbrances not already recognized as an account payable (GAAP basis);
- (d) Advances-in and advances-out are operating transactions (budget basis) as opposed to balance sheet transactions (GAAP basis); and,
- (e) Some funds are included in the general fund (GAAP basis), but have separate legally adopted budgets (budget basis).

**NORTH CANTON CITY SCHOOL DISTRICT
STARK COUNTY, OHIO**

NOTES TO THE BASIC FINANCIAL STATEMENTS
FOR THE FISCAL YEAR ENDED JUNE 30, 2016

NOTE 15 - BUDGETARY BASIS OF ACCOUNTING - (Continued)

The adjustments necessary to convert the results of operations for the year on the budget basis to the GAAP basis for the general fund is as follows:

Net Change in Fund Balance

	<u>General fund</u>
Budget basis	\$ (105,007)
Net adjustment for revenue accruals	(239,041)
Net adjustment for expenditure accruals	839,275
Net adjustment for other sources/uses	(24,091)
Funds budgeted elsewhere	(38,818)
Adjustment for encumbrances	792,580
GAAP basis	<u>\$ 1,224,898</u>

Certain funds that are legally budgeted in separate special revenue funds are considered part of the general fund on a GAAP basis. This includes the special rotary fund, the uniform school supplies fund, the adult education fund and the public school support fund.

NOTE 16 - CONTINGENCIES

A. Grants

The District receives significant financial assistance from numerous federal, State and local agencies in the form of grants. The disbursement of funds received under these programs generally requires compliance with terms and conditions specified in the grant agreements and are subject to audit by the grantor agencies. Any disallowed claims resulting from such audits could become a liability of the District. However, in the opinion of management, any such disallowed claims will not have a material effect on the financial position of the District.

B. Litigation

The District was party to legal proceedings that had an effect on the financial condition of the District. See Note 10 for details.

C. Foundation Funding

District Foundation funding is based on the annualized full-time equivalent (FTE) enrollment of each student. Effective for the 2015-2016 school year, traditional Districts must comply with minimum hours of instruction, instead of a minimum number of school days each year. The funding formula the Ohio Department of Education (ODE) is legislatively required to follow will continue to adjust as enrollment information is updated by the District, which can extend past the fiscal year-end. As of the date of this report, ODE has not finalized the impact of enrollment adjustments to the June 30, 2016 Foundation funding for the District; therefore, the financial statement impact is not determinable at this time. ODE and management believe this will result in either a receivable to or liability of the District.

**NORTH CANTON CITY SCHOOL DISTRICT
STARK COUNTY, OHIO**

NOTES TO THE BASIC FINANCIAL STATEMENTS
FOR THE FISCAL YEAR ENDED JUNE 30, 2016

NOTE 17 - STATUTORY RESERVES

The District is required by State law to annually set-aside certain general fund revenue amounts, as defined by statutory formula, for the acquisition and construction of capital improvements. Amounts not spent by the end of the fiscal year or offset by similarly restricted resources received during the year must be held in cash at fiscal year-end. This amount must be carried forward to be used for the same purpose in future years. Expenditures exceeding the set-aside requirement may not be carried forward to the next fiscal year.

The following cash-basis information describes the change in the fiscal year-end set-aside amount for capital improvements. Disclosure of this information is required by State statute.

	<u>Capital Improvements</u>
Set-aside balance June 30, 2015	\$ -
Current year set-aside requirement	759,740
Contributions in excess of the current fiscal year set-aside requirement	-
Current year qualifying expenditures	-
Excess qualified expenditures from prior years	-
Current year offsets	(1,521,898)
Waiver granted by ODE	-
Prior year offset from bond proceeds	<u>-</u>
Total	<u>\$ (762,158)</u>
Balance carried forward to fiscal year 2017	<u>\$ -</u>
Set-aside balance June 30, 2016	<u>\$ -</u>

Although the District had offsets during the year that reduced the set-aside amount below zero for the capital improvements reserve, this extra amount may not be used to reduce the set-aside requirement for future years. The negative amount is therefore not presented as being carried forward to the next fiscal year.

NOTE 18 - OTHER COMMITMENTS

The District utilizes encumbrance accounting as part of its budgetary controls. Encumbrances outstanding at year-end are for subsequent-year expenditures and may be reported as part of restricted, committed, or assigned classifications of fund balance. At year end, the District's commitments for encumbrances in the governmental funds were as follows:

<u>Fund Type</u>	<u>Year-End Encumbrances</u>
General fund	\$ 682,985
Other governmental	<u>34,475</u>
Total	<u>\$ 717,460</u>

REQUIRED SUPPLEMENTARY INFORMATION

**NORTH CANTON CITY SCHOOL DISTRICT
STARK COUNTY, OHIO**

SCHEDULES OF REQUIRED SUPPLEMENTARY INFORMATION

SCHEDULE OF THE DISTRICT'S PROPORTIONATE SHARE OF
THE NET PENSION LIABILITY
SCHOOL EMPLOYEES RETIREMENT SYSTEM (SERS) OF OHIO

LAST THREE FISCAL YEARS

	<u>2016</u>	<u>2015</u>	<u>2014</u>
District's proportion of the net pension liability	0.21160360%	0.21247800%	0.21247800%
District's proportionate share of the net pension liability	\$ 12,074,307	\$ 10,753,391	\$ 12,635,385
District's covered-employee payroll	\$ 6,370,372	\$ 6,174,192	\$ 5,934,740
District's proportionate share of the net pension liability as a percentage of its covered-employee payroll	189.54%	174.17%	212.91%
Plan fiduciary net position as a percentage of the total pension liability	69.16%	71.70%	65.52%

Note: Information prior to fiscal year 2014 was unavailable.

Amounts presented for each fiscal year were determined as of the District's measurement date, which is the prior fiscal year end.

**NORTH CANTON CITY SCHOOL DISTRICT
STARK COUNTY, OHIO**

SCHEDULES OF REQUIRED SUPPLEMENTARY INFORMATION

SCHEDULE OF THE DISTRICT'S PROPORTIONATE SHARE OF
THE NET PENSION LIABILITY
STATE TEACHERS RETIREMENT SYSTEM (STRS) OF OHIO

LAST THREE FISCAL YEARS

	<u>2016</u>	<u>2015</u>	<u>2014</u>
District's proportion of the net pension liability	0.19582939%	0.20118571%	0.20118571%
District's proportionate share of the net pension liability	\$ 54,121,515	\$ 48,935,327	\$ 58,291,442
District's covered-employee payroll	\$ 20,627,100	\$ 20,555,623	\$ 21,205,300
District's proportionate share of the net pension liability as a percentage of its covered-employee payroll	262.38%	238.06%	274.89%
Plan fiduciary net position as a percentage of the total pension liability	72.10%	74.70%	69.30%

Note: Information prior to fiscal year 2014 was unavailable.

Amounts presented for each fiscal year were determined as of the District's measurement date, which is the prior fiscal year end.

**NORTH CANTON CITY SCHOOL DISTRICT
STARK COUNTY, OHIO**

SCHEDULES OF REQUIRED SUPPLEMENTARY INFORMATION

SCHEDULE OF DISTRICT CONTRIBUTIONS
SCHOOL EMPLOYEES RETIREMENT SYSTEM (SERS) OF OHIO

LAST TEN FISCAL YEARS

	<u>2016</u>	<u>2015</u>	<u>2014</u>	<u>2013</u>
Contractually required contribution	\$ 964,322	\$ 839,615	\$ 855,743	\$ 821,368
Contributions in relation to the contractually required contribution	<u>(964,322)</u>	<u>(839,615)</u>	<u>(855,743)</u>	<u>(821,368)</u>
Contribution deficiency (excess)	<u>\$ -</u>	<u>\$ -</u>	<u>\$ -</u>	<u>\$ -</u>
District's covered-employee payroll	\$ 6,888,014	\$ 6,370,372	\$ 6,174,192	\$ 5,934,740
Contributions as a percentage of covered-employee payroll	14.00%	13.18%	13.86%	13.84%

<u>2012</u>	<u>2011</u>	<u>2010</u>	<u>2009</u>	<u>2008</u>	<u>2007</u>
\$ 800,622	\$ 747,966	\$ 762,225	\$ 557,903	\$ 546,679	\$ 575,862
<u>(800,622)</u>	<u>(747,966)</u>	<u>(762,225)</u>	<u>(557,903)</u>	<u>(546,679)</u>	<u>(575,862)</u>
<u>\$ -</u>	<u>\$ -</u>	<u>\$ -</u>	<u>\$ -</u>	<u>\$ -</u>	<u>\$ -</u>
\$ 5,952,580	\$ 5,950,406	\$ 5,629,431	\$ 5,669,746	\$ 5,566,996	\$ 5,391,966
13.45%	12.57%	13.54%	9.84%	9.82%	10.68%

**NORTH CANTON CITY SCHOOL DISTRICT
STARK COUNTY, OHIO**

SCHEDULES OF REQUIRED SUPPLEMENTARY INFORMATION

SCHEDULE OF DISTRICT CONTRIBUTIONS
STATE TEACHERS RETIREMENT SYSTEM (STRS) OF OHIO

	LAST TEN FISCAL YEARS			
	<u>2016</u>	<u>2015</u>	<u>2014</u>	<u>2013</u>
Contractually required contribution	\$ 3,019,829	\$ 2,887,794	\$ 2,672,231	\$ 2,756,689
Contributions in relation to the contractually required contribution	<u>(3,019,829)</u>	<u>(2,887,794)</u>	<u>(2,672,231)</u>	<u>(2,756,689)</u>
Contribution deficiency (excess)	<u>\$ -</u>	<u>\$ -</u>	<u>\$ -</u>	<u>\$ -</u>
District's covered-employee payroll	\$ 21,570,207	\$ 20,627,100	\$ 20,555,623	\$ 21,205,300
Contributions as a percentage of covered-employee payroll	14.00%	14.00%	13.00%	13.00%

<u>2012</u>	<u>2011</u>	<u>2010</u>	<u>2009</u>	<u>2008</u>	<u>2007</u>
\$ 2,734,247	\$ 2,662,045	\$ 2,720,434	\$ 2,717,913	\$ 2,681,969	\$ 2,582,686
<u>(2,734,247)</u>	<u>(2,662,045)</u>	<u>(2,720,434)</u>	<u>(2,717,913)</u>	<u>(2,681,969)</u>	<u>(2,582,686)</u>
<u>\$ -</u>	<u>\$ -</u>	<u>\$ -</u>	<u>\$ -</u>	<u>\$ -</u>	<u>\$ -</u>
\$ 21,032,669	\$ 20,477,269	\$ 20,926,415	\$ 20,907,023	\$ 20,630,531	\$ 19,866,815
13.00%	13.00%	13.00%	13.00%	13.00%	13.00%

**NORTH CANTON CITY SCHOOL DISTRICT
STARK COUNTY, OHIO**

NOTES TO REQUIRED SUPPLEMENTARY INFORMATION
FOR THE FISCAL YEAR ENDED JUNE 30, 2016

SCHOOL EMPLOYEES RETIREMENT SYSTEM (SERS) OF OHIO

Changes in benefit terms : There were no changes in benefit terms from the amounts reported for fiscal years 2014-2016.

Changes in assumptions : There were no changes in methods and assumptions used in the calculation of actuarial determined contributions for fiscal years 2014-2016. See the notes to the basic financial statements for the methods and assumptions in this calculation.

STATE TEACHERS RETIREMENT SYSTEM (STRS) OF OHIO

Changes in benefit terms : There were no changes in benefit terms from the amounts reported for fiscal years 2014-2016.

Changes in assumptions : There were no changes in methods and assumptions used in the calculation of actuarial determined contributions for fiscal years 2014-2016. See the notes to the basic financial statements for the methods and assumptions in this calculation.

**NORTH CANTON CITY SCHOOL DISTRICT
STARK COUNTY**

**SCHEDULE OF RECEIPTS AND EXPENDITURES OF FEDERAL AWARDS
FOR YEAR ENDED JUNE 30, 2016**

FEDERAL GRANTOR <i>Pass Through Grantor</i>	Federal CFDA				Non-Cash		Non-Cash
Program Title	Number	Year	Receipts		Receipts	Expenditures	Expenditures
U.S. DEPARTMENT OF AGRICULTURE							
<i>Passed Through Ohio Department of Education</i>							
Child Nutrition Cluster:							
Special Milk Program	10.556	2016	\$ 522		\$ -	\$ 522	\$ -
School Breakfast Program	10.553	2016	62,323		-	62,323	-
National School Lunch Program	10.555	2016	448,440		101,671	448,440	101,671
Total Child Nutrition Cluster			<u>511,285</u>		<u>101,671</u>	<u>511,285</u>	<u>101,671</u>
TOTAL U.S. DEPARTMENT OF AGRICULTURE			<u>511,285</u>		<u>101,671</u>	<u>511,285</u>	<u>101,671</u>
U.S. DEPARTMENT OF EDUCATION							
<i>Passed Through Ohio Department of Education</i>							
Special Education Cluster:							
Special Education Grants to States	84.027	2015	274,378		-	188,680	-
Special Education Grants to States	84.027	2016	722,185		-	738,044	-
Special Education Preschool Grants	84.173	2015	4,862		-	998	-
Special Education Preschool Grants	84.173	2016	21,876		-	22,329	-
Total Special Education Cluster			<u>1,023,301</u>		<u>-</u>	<u>950,051</u>	<u>-</u>
Title I:							
Title I Grants to Local Education Agencies	84.010	2015	57,437		-	70,289	-
Title I Grants to Local Education Agencies	84.010	2016	166,775		-	277,750	-
Total Title I:			<u>224,212</u>		<u>-</u>	<u>348,039</u>	<u>-</u>
Title II-A							
Improving Teacher Quality State Grants, Title II-A	84.367	2015	-		-	3,816	-
Improving Teacher Quality State Grants, Title II-A	84.367	2016	95,003		-	99,347	-
Total Title II-A			<u>95,003</u>		<u>-</u>	<u>103,163</u>	<u>-</u>
Total U.S. Department of Education			<u>1,342,516</u>		<u>-</u>	<u>1,401,253</u>	<u>-</u>
U.S. Environmental Protection Agency							
Diesel Emissions Reduction Act	66.039		100,000		-	100,000	-
Total U. S. Environmental Protection Agency			<u>100,000</u>		<u>-</u>	<u>100,000</u>	<u>-</u>
Total Federal Financial Assistance			<u>\$ 1,953,801</u>		<u>\$ 101,671</u>	<u>\$ 2,012,538</u>	<u>\$ 101,671</u>

The accompanying notes are an integral part of this schedule.

**NORTH CANTON CITY SCHOOL DISTRICT
SUMMIT COUNTY**

**NOTES TO THE SCHEDULE OF RECEIPTS AND EXPENDITURES OF FEDERAL AWARDS
2 CFR 200.510(b)(6)
FOR THE YEAR ENDED JUNE 30, 2016**

NOTE A – BASIS OF PRESENTATION

The accompanying Schedule of Expenditures of Federal Awards (the Schedule) includes the federal award activity of North Canton City School District (the District) under programs of the federal government for the year ended June 30, 2016. The information on this Schedule is prepared in accordance with the requirements of Title 2 U.S. Code of Federal Regulations Part 200, *Uniform Administrative Requirements, Cost Principles, and Audit Requirements for Federal Awards* (Uniform Guidance). Because the Schedule presents only a selected portion of the operations of the District, it is not intended to and does not present the financial position, changes in net position, or cash flows of the District.

NOTE B – SUMMARY OF SIGNIFICANT ACCOUNTING POLICIES

Expenditures reported on the Schedule are reported on the cash basis of accounting. Such expenditures are recognized following, as applicable, either the cost principles contained in OMB Circular A-87 *Cost Principles for State, Local, and Indian Tribal Governments* (codified in 2 CFR Part 225), or the cost principles contained in Title 2 U.S. Code of Federal Regulations Part 200, *Uniform Administrative Requirements, Cost Principles, and Audit Requirements for Federal Awards*, wherein certain types of expenditures may or may not be allowable or may be limited as to reimbursement. The District has elected not to use the 10-percent de minimis indirect cost rate as allowed under the Uniform Guidance.

NOTE C - CHILD NUTRITION CLUSTER

The District commingles cash receipts from the U.S. Department of Agriculture with similar State grants. When reporting expenditures on this Schedule, the District assumes it expends federal monies first.

NOTE D – FOOD DONATION PROGRAM

The District reports commodities consumed on the Schedule at the entitlement value. The District allocated donated food commodities to the respective program that benefitted from the use of those donated food commodities.

NOTE E - TRANSFERS BETWEEN PROGRAM YEARS

Federal regulations require schools to obligate certain federal awards by June 30. However, with ODE's consent, schools can transfer unobligated amounts to the subsequent fiscal year's program. The District transferred the following amounts from 2016 to 2017 programs:

<u>Program Title</u>	<u>CFDA Number</u>	<u>Amt. Transferred</u>
Title I Grants to Local Educational Agencies	84.010	\$ 107,051
Special Education - Grants to States	84.027	\$ 899
Improving Teacher Quality State Grants	84.367	\$ 16,163



Dave Yost • Auditor of State

INDEPENDENT AUDITOR'S REPORT ON INTERNAL CONTROL OVER FINANCIAL REPORTING AND ON COMPLIANCE AND OTHER MATTERS REQUIRED BY GOVERNMENT AUDITING STANDARDS

North Canton City School District
Stark County
525 Seventh Street NE
North Canton, Ohio 44720

To the Board of Education:

We have audited, in accordance with auditing standards generally accepted in the United States and the Comptroller General of the United States' *Government Auditing Standards*, the financial statements of the governmental activities, the major fund, and the aggregate remaining fund information of North Canton City School District, Stark County, (the District) as of and for the year ended June 30, 2016, and the related notes to the financial statements, which collectively comprise the District's basic financial statements and have issued our report thereon dated February 23, 2017.

Internal Control Over Financial Reporting

As part of our financial statement audit, we considered the District's internal control over financial reporting (internal control) to determine the audit procedures appropriate in the circumstances to the extent necessary to support our opinions on the financial statements, but not to the extent necessary to opine on the effectiveness of the District's internal control. Accordingly, we have not opined on it.

A *deficiency in internal control* exists when the design or operation of a control does not allow management or employees, when performing their assigned functions, to prevent, or detect and timely correct misstatements. A *material weakness* is a deficiency, or combination of internal control deficiencies resulting in a reasonable possibility that internal control will not prevent or detect and timely correct a material misstatement of the District's financial statements. A *significant deficiency* is a deficiency, or a combination of deficiencies, in internal control that is less severe than a material weakness, yet important enough to merit attention by those charged with governance.

Our consideration of internal control was for the limited purpose described in the first paragraph of this section and was not designed to identify all internal control deficiencies that might be material weaknesses or significant deficiencies. Given these limitations, we did not identify any deficiencies in internal control that we consider material weaknesses. However, unidentified material weaknesses may exist.

Compliance and Other Matters

As part of reasonably assuring whether the District's financial statements are free of material misstatement, we tested its compliance with certain provisions of laws, regulations, contracts, and grant agreements, noncompliance with which could directly and materially affect the determination of financial statement amounts. However, opining on compliance with those provisions was not an objective of our audit and accordingly, we do not express an opinion. The results of our tests disclosed no instances of noncompliance or other matters we must report under *Government Auditing Standards*.

Purpose of this Report

This report only describes the scope of our internal control and compliance testing and our testing results, and does not opine on the effectiveness of the District's internal control or on compliance. This report is an integral part of an audit performed under *Government Auditing Standards* in considering the District's internal control and compliance. Accordingly, this communication is not suitable for any other purpose.

A handwritten signature in black ink that reads "Dave Yost". The signature is written in a cursive style with a large, looping "D" and "Y".

Dave Yost
Auditor of State
Columbus, Ohio

February 23, 2017



Dave Yost • Auditor of State

INDEPENDENT AUDITOR'S REPORT ON COMPLIANCE WITH REQUIREMENTS APPLICABLE TO EACH MAJOR FEDERAL PROGRAM AND ON INTERNAL CONTROL OVER COMPLIANCE REQUIRED BY THE UNIFORM GUIDANCE

North Canton City School District
Stark County
525 Seventh Street NE
North Canton, Ohio 44720

To the Board of Education:

Report on Compliance for Each Major Federal Program

We have audited the North Canton City School District's (the District) compliance with the applicable requirements described in the U.S. Office of Management and Budget (OMB) *Compliance Supplement* that could directly and materially affect the North Canton City School District's major federal programs for the year ended June 30, 2016. The *Summary of Auditor's Results* in the accompanying schedule of findings identifies the District's major federal programs.

Management's Responsibility

The District's Management is responsible for complying with federal statutes, regulations, and the terms and conditions of its federal awards applicable to its federal program.

Auditor's Responsibility

Our responsibility is to opine on the District's compliance for each of the District's major federal programs based on our audit of the applicable compliance requirements referred to above. Our compliance audit followed auditing standards generally accepted in the United States of America; the standards for financial audits included in the Comptroller General of the United States' *Government Auditing Standards*; and the audit requirements of Title 2 U.S. *Code of Federal Regulations* Part 200, *Uniform Administrative Requirements, Cost Principles, and Audit Requirements for Federal Awards* (Uniform Guidance). These standards and the Uniform Guidance require us to plan and perform the audit to reasonably assure whether noncompliance with the applicable compliance requirements referred to above that could directly and materially affect a major federal program occurred. An audit includes examining, on a test basis, evidence about the District's compliance with those requirements and performing such other procedures as we considered necessary in the circumstances.

We believe our audit provides a reasonable basis for our compliance opinion on each of the District's major programs. However, our audit does not provide a legal determination of the District's compliance.

Opinion on Each Major Federal Program

In our opinion, the North Canton City School District complied, in all material respects with the compliance requirements referred to above that could directly and materially affect each of its major federal programs for the year ended June 30, 2016.

Report on Internal Control Over Compliance

The District's management is responsible for establishing and maintaining effective internal control over compliance with the applicable compliance requirements referred to above. In planning and performing our compliance audit, we considered the District's internal control over compliance with the applicable requirements that could directly and materially affect a major federal program, to determine our auditing procedures appropriate for opining on each major federal program's compliance and to test and report on internal control over compliance in accordance with the Uniform Guidance, but not to the extent needed to opine on the effectiveness of internal control over compliance. Accordingly, we have not opined on the effectiveness of the District's internal control over compliance.

A deficiency in internal control over compliance exists when the design or operation of a control over compliance does not allow management or employees, when performing their assigned functions, to prevent, or to timely detect and correct, noncompliance with a federal program's applicable compliance requirement. A *material weakness in internal control over compliance* is a deficiency, or combination of deficiencies, in internal control over compliance, such that there is a reasonable possibility that material noncompliance with a federal program compliance requirement will not be prevented, or timely detected and corrected. A *significant deficiency in internal control over compliance* is a deficiency, or a combination of deficiencies, in internal control over compliance with federal program's applicable compliance requirement that is less severe than a material weakness in internal control over compliance, yet important enough to merit attention by those charged with governance.

Our consideration of internal control over compliance was for the limited purpose described in the first paragraph of this section and would not necessarily identify all deficiencies in internal control over compliance that might be material weaknesses or significant deficiencies. We did not identify any deficiencies in internal control over compliance that we consider to be material weaknesses. However, material weaknesses may exist that have not been identified.

This report only describes the scope of our internal control over compliance tests and the results of this testing based on Uniform Guidance requirements. Accordingly, this report is not suitable for any other purpose.



Dave Yost
Auditor of State
Columbus, Ohio

February 23, 2017

**NORTH CANTON CITY SCHOOL DISTRICT
STARK COUNTY**

**SCHEDULE OF FINDINGS
2 CFR § 200.515
JUNE 30, 2016**

1. SUMMARY OF AUDITOR'S RESULTS

<i>(d)(1)(i)</i>	Type of Financial Statement Opinion	Unmodified
<i>(d)(1)(ii)</i>	Were there any material weaknesses in internal control reported at the financial statement level (GAGAS)?	No
<i>(d)(1)(ii)</i>	Were there any significant deficiencies in internal control reported at the financial statement level (GAGAS)?	No
<i>(d)(1)(iii)</i>	Was there any reported material noncompliance at the financial statement level (GAGAS)?	No
<i>(d)(1)(iv)</i>	Were there any material internal control weaknesses reported for major federal programs?	No
<i>(d)(1)(iv)</i>	Were there any significant deficiencies in internal control reported for major federal programs?	No
<i>(d)(1)(v)</i>	Type of Major Programs' Compliance Opinion	Unmodified
<i>(d)(1)(vi)</i>	Are there any reportable findings under 2 CFR §200.516(a)?	No
<i>(d)(1)(vii)</i>	Major Programs (list):	Special Education Cluster and Title I Grants to Local Education Agencies - CFDA #84.010
<i>(d)(1)(viii)</i>	Dollar Threshold: Type A/B Programs	Type A: > \$ 750,000 Type B: all others
<i>(d)(1)(ix)</i>	Low Risk Auditee under 2 CFR §200.520?	Yes

**2. FINDINGS RELATED TO THE FINANCIAL STATEMENTS
REQUIRED TO BE REPORTED IN ACCORDANCE WITH GAGAS**

None

3. FINDINGS AND QUESTIONED COSTS FOR FEDERAL AWARDS

None

This page intentionally left blank.



Dave Yost • Auditor of State

NORTH CANTON CITY SCHOOL DISTRICT

STARK COUNTY

CLERK'S CERTIFICATION

This is a true and correct copy of the report which is required to be filed in the Office of the Auditor of State pursuant to Section 117.26, Revised Code, and which is filed in Columbus, Ohio.

Susan Babbitt

CLERK OF THE BUREAU

**CERTIFIED
MARCH 14, 2017**