

**MAPLETON LOCAL SCHOOL DISTRICT  
ASHLAND COUNTY, OHIO**

**BASIC FINANCIAL STATEMENTS  
*(AUDITED)***

*FOR THE FISCAL YEAR ENDED  
JUNE 30, 2016*

**DANIEL RUSSOMANNO, JR., TREASURER**





# Dave Yost • Auditor of State

Board of Education  
Mapleton Local School District  
635 County Road 801  
Ashland, Ohio 44805

We have reviewed the *Independent Auditor's Report* of the Mapleton Local School District, Ashland County, prepared by Julian & Grube, Inc., for the audit period July 1, 2015 through June 30, 2016. Based upon this review, we have accepted these reports in lieu of the audit required by Section 117.11, Revised Code. The Auditor of State did not audit the accompanying financial statements and, accordingly, we are unable to express, and do not express an opinion on them.

Our review was made in reference to the applicable sections of legislative criteria, as reflected by the Ohio Constitution, and the Revised Code, policies, procedures and guidelines of the Auditor of State, regulations and grant requirements. The Mapleton Local School District is responsible for compliance with these laws and regulations.

A handwritten signature in black ink that reads "Dave Yost".

Dave Yost  
Auditor of State

March 27, 2017

**This page intentionally left blank.**

**MAPLETON LOCAL SCHOOL DISTRICT  
ASHLAND COUNTY, OHIO**

TABLE OF CONTENTS

Independent Auditor’s Report .....	1 - 2
Management’s Discussion and Analysis .....	3 - 14
Basic Financial Statements:	
Government-Wide Financial Statements:	
Statement of Net Position .....	15
Statement of Activities .....	16
Fund Financial Statements:	
Balance Sheet - Governmental Funds .....	17
Reconciliation of Total Governmental Fund Balances to Net Position of Governmental Activities .....	18
Statement of Revenues, Expenditures and Changes in Fund Balances - Governmental Funds.....	19
Reconciliation of the Statement of Revenues, Expenditures and Changes in Fund Balances of Governmental Funds to the Statement of Activities .....	20
Statement of Revenues, Expenditures and Changes in Fund Balance - Budget and Actual (Non-GAAP Budgetary Basis) - General Fund .....	21
Statement of Fiduciary Net Position - Fiduciary Funds .....	22
Statement of Changes in Fiduciary Net Position - Fiduciary Fund .....	23
Notes to the Basic Financial Statements.....	25 - 59
Required Supplementary Information:	
Schedule of the District’s Proportionate Share of the Net Pension Liability:	
School Employees Retirement System (SERS) of Ohio .....	62
State Teachers Retirement System (STRS) of Ohio .....	63
Schedule of District Contributions:	
School Employees Retirement System (SERS) of Ohio .....	64 - 65
State Teachers Retirement System (STRS) of Ohio .....	66 - 67
Notes to Required Supplementary Information .....	68
Independent Auditor’s Report on Internal Control Over Financial Reporting and on Compliance and Other Matters Required by <i>Government Auditing Standards</i> .....	69 - 70

**This page intentionally left blank.**



**Julian & Grube, Inc.**  
*Serving Ohio Local Governments*

333 County Line Rd. West, Westerville, OH 43082 Phone: 614.846.1899 Fax: 614.846.2799

Independent Auditor's Report

Mapleton Local School District  
Ashland County  
635 County Road 801  
Ashland, Ohio 44805

To the Board of Education:

***Report on the Financial Statements***

We have audited the accompanying financial statements of the governmental activities, each major fund, and the aggregate remaining fund information of the Mapleton Local School District, Ashland County, Ohio, as of and for the fiscal year ended June 30, 2016, and the related notes to the financial statements, which collectively comprise the Mapleton Local School District's basic financial statements as listed in the table of contents.

***Management's Responsibility for the Financial Statements***

Management is responsible for preparing and fairly presenting these financial statements in accordance with accounting principles generally accepted in the United States of America; this includes designing, implementing, and maintaining internal control relevant to preparing and fairly presenting financial statements that are free from material misstatement, whether due to fraud or error.

***Auditor's Responsibility***

Our responsibility is to opine on these financial statements based on our audit. We audited in accordance with auditing standards generally accepted in the United States of America and the financial audit standards in the Comptroller General of the United States' *Government Auditing Standards*. Those standards require us to plan and perform the audit to reasonably assure the financial statements are free from material misstatement.

An audit requires obtaining evidence about financial statement amounts and disclosures. The procedures selected depend on our judgment, including assessing the risks of material financial statement misstatement, whether due to fraud or error. In assessing those risks, we consider internal control relevant to the Mapleton Local School District's preparation and fair presentation of the financial statements in order to design audit procedures that are appropriate in the circumstances, but not to the extent needed to opine on the effectiveness of the Mapleton Local School District's internal control. Accordingly, we express no opinion. An audit also includes evaluating the appropriateness of management's accounting policies and the reasonableness of their significant accounting estimates, as well as our evaluation of the overall financial statement presentation.

We believe the audit evidence we obtained is sufficient and appropriate to support our audit opinions.

***Opinion***

In our opinion, the financial statements referred to above present fairly, in all material respects, the respective financial position of the governmental activities, each major fund, and the aggregate remaining fund information of the Mapleton Local School District, Ashland County, Ohio, as of June 30, 2016, and the respective changes in financial position and the budgetary comparison for the General fund thereof for the fiscal year then ended in accordance with the accounting principles generally accepted in the United States of America.

***Other Matters***

*Required Supplementary Information*

Accounting principles generally accepted in the United States of America require this presentation to include *Management's discussion and analysis* and schedules of net pension liabilities and pension contributions listed in the table of contents, to supplement the basic financial statements. Although this information is not part of the basic financial statements, the Governmental Accounting Standards Board considers it essential for placing the basic financial statements in an appropriate operational, economic, or historical context. We applied certain limited procedures to the required supplementary information in accordance with auditing standards generally accepted in the United States of America, consisting of inquiries of management about the methods of preparing the information and comparing the information for consistency with management's responses to our inquiries, to the basic financial statements, and other knowledge we obtained during our audit of the basic financial statements. We do not opine or provide any assurance on the information because the limited procedures do not provide us with sufficient evidence to opine or provide any other assurance.

***Other Reporting Required by Government Auditing Standards***

In accordance with *Government Auditing Standards*, we have also issued our report dated December 30, 2016, on our consideration of the Mapleton Local School District's internal control over financial reporting and our tests of its compliance with certain provisions of laws, regulations, contracts and grant agreements and other matters. That report describes the scope of our internal control testing over financial reporting and compliance, and the results of that testing, and does not opine on internal control over financial reporting or on compliance. That report is an integral part of an audit performed in accordance with *Government Auditing Standards* in considering the Mapleton Local School District's internal control over financial reporting and compliance.



Julian & Grube, Inc.  
December 30, 2016



**MAPLETON LOCAL SCHOOL DISTRICT  
ASHLAND COUNTY, OHIO**

**MANAGEMENT'S DISCUSSION AND ANALYSIS  
FOR THE FISCAL YEAR ENDED JUNE 30, 2016**

The management's discussion and analysis of the Mapleton Local School District's (the "District") financial performance provides an overall review of the District's financial activities for the fiscal year ended June 30, 2016. The intent of this discussion and analysis is to look at the District's financial performance as a whole; readers should also review the basic financial statements and the notes to the basic financial statements to enhance their understanding of the District's financial performance.

**Financial Highlights**

Key financial highlights for fiscal year 2016 are as follows:

- In total, net position of governmental activities increased \$552,484 which represents a 23.37% increase from 2015.
- General revenues accounted for \$8,834,001 in revenue or 78.19% of all revenues. Program specific revenues in the form of charges for services and sales, and grants and contributions accounted for \$2,326,579 or 21.81% of total revenues of \$10,667,580.
- The District had \$10,115,096 in expenses and only \$2,326,579 of these expenses was offset by program specific charges for services and sales, grants or contributions. General revenues supporting governmental activities (primarily taxes and unrestricted grants and entitlements) of \$8,341,001 were adequate to provide for these programs.
- The District's major governmental funds are the general fund and the debt service fund. The general fund had \$8,985,413 in revenues and \$8,192,233 in expenditures. During fiscal year 2016, the general fund's fund balance increased \$793,180 from a balance of \$1,242,096 to a balance of \$2,035,276.
- The debt service fund had \$412,998 in revenues and \$385,283 in expenditures. During fiscal year 2016, the debt service fund's fund balance increased \$27,715 from \$558,206 to \$585,921.

**Using these Basic Financial Statements**

This annual report consists of a series of financial statements and notes to those statements. These statements are organized so the reader can understand the District as a financial whole, an entire operating entity. The statements then proceed to provide an increasingly detailed look at specific financial activities.

The *statement of net position* and *statement of activities* provide information about the activities of the whole District, presenting both an aggregate view of the District's finances and a longer-term view of those finances. Fund financial statements provide the next level of detail. For governmental funds, these statements tell how services were financed in the short-term as well as what remains for future spending. The fund financial statements also look at the District's most significant funds with all other nonmajor funds presented in total in one column. In the case of the District, the general fund and the debt service fund are by far the most significant funds, and the only governmental funds reported as major funds.

**MAPLETON LOCAL SCHOOL DISTRICT  
ASHLAND COUNTY, OHIO**

MANAGEMENT'S DISCUSSION AND ANALYSIS  
FOR THE FISCAL YEAR ENDED JUNE 30, 2016

**Reporting the District as a Whole**

***Statement of Net Position and the Statement of Activities***

While this document contains the large number of funds used by the District to provide programs and activities, the view of the District as a whole looks at all financial transactions and asks the question, "How did we do financially during 2016?" The statement of net position and the statement of activities answer this question. These statements include *all non-fiduciary assets, deferred outflows of resources, liabilities, deferred inflows of resources, revenues and expenses* using the *accrual basis of accounting* similar to the accounting used by most private-sector companies. This basis of accounting will take into account all of the current year's revenues and expenses regardless of when cash is received or paid.

These two statements report the District's *net position* and changes in that position. This change in net position is important because it tells the reader that, for the District as a whole, the *financial position* of the District has improved or diminished. The causes of this change may be the result of many factors, some financial, some not. Non-financial factors include the District's property tax base, current property tax laws in Ohio restricting revenue growth, facility conditions, required educational programs and other factors.

In the statement of net position and the statement of activities, the governmental activities include the District's programs and services, including instruction, support services, operation and maintenance of plant, pupil transportation, extracurricular activities, and food service operations.

The District's statement of net position and statement of activities can be found on pages 15-16 of this report.

**Reporting the District's Most Significant Funds**

***Fund Financial Statements***

The analysis of the District's major governmental funds begins on page 11. Fund financial reports provide detailed information about the District's major funds. The District uses many funds to account for a multitude of financial transactions. However, these fund financial statements focus on the District's most significant funds. The District's major governmental funds are the general fund and the debt service fund.

***Governmental Funds***

Most of the District's activities are reported in governmental funds, which focus on how money flows into and out of those funds and the balances left at year-end available for spending in future periods. These funds are reported using an accounting method called *modified accrual* accounting, which measures cash and all other *financial assets* that can readily be converted to cash. The governmental fund financial statements provide a detailed *short-term* view of the District's general government operations and the basic services it provides. Governmental fund information helps you determine whether there are more or fewer financial resources that can be spent in the near future to finance educational programs. The relationship (or differences) between governmental *activities* (reported in the Statement of Net position and the Statement of Activities) and governmental *funds* is reconciled in the basic financial statements. The basic governmental fund financial statements can be found on pages 17-21 of this report.

**MAPLETON LOCAL SCHOOL DISTRICT  
ASHLAND COUNTY, OHIO**

**MANAGEMENT'S DISCUSSION AND ANALYSIS  
FOR THE FISCAL YEAR ENDED JUNE 30, 2016**

***Reporting the District's Fiduciary Responsibilities***

The District is the trustee, or fiduciary, for its scholarship programs. This activity is presented as a private-purpose trust fund. The District also acts in a trustee capacity as an agent for individuals or other entities. These activities are reported in agency funds. All of the District's fiduciary activities are reported in separate statements of fiduciary net position and changes in fiduciary net position on pages 22 and 23. These activities are excluded from the District's other financial statements because the assets cannot be utilized by the District to finance its operations.

***Notes to the Basic Financial Statements***

The notes provide additional information that is essential to a full understanding of the data provided in the government-wide and fund financial statements. These notes to the basic financial statements can be found on pages 25-59 of this report.

***Required Supplementary Information***

In addition to the basic financial statements and accompanying notes, this report also presents certain required supplementary information concerning the District's net pension liability. The required supplementary information can be found on pages 62 through 68 of this report.

**MAPLETON LOCAL SCHOOL DISTRICT  
ASHLAND COUNTY, OHIO**

MANAGEMENT'S DISCUSSION AND ANALYSIS  
FOR THE FISCAL YEAR ENDED JUNE 30, 2016

**The District as a Whole**

Recall that the statement of net position provides the perspective of the District as a whole.

The statement of net position provides the perspective of the District as a whole. The table below provides a summary of the District's net position for 2016 and 2015.

	<u>Net Position - Governmental Activities</u>	
	<u>2016</u>	<u>2015</u>
<b><u>Assets</u></b>		
Current and other assets	\$ 6,559,187	\$ 6,171,901
Capital assets, net	<u>13,133,855</u>	<u>13,770,933</u>
Total assets	<u>19,693,042</u>	<u>19,942,834</u>
<b><u>Deferred outflows of resources</u></b>		
Unamortized deferred charges	34,409	44,480
Pension	<u>1,108,726</u>	<u>735,176</u>
Total deferred outflows	<u>1,143,135</u>	<u>779,656</u>
<b><u>Liabilities</u></b>		
Current liabilities	803,889	810,645
Long-term liabilities:		
Due within one year	418,790	474,021
Due in more than one year:		
Net pension liability	11,385,641	10,120,367
Other amounts	<u>1,907,134</u>	<u>2,301,299</u>
Total liabilities	<u>14,515,454</u>	<u>13,706,332</u>
<b><u>Deferred inflows of resources</u></b>		
Property taxes	2,559,237	2,817,021
Pensions	<u>845,100</u>	<u>1,835,235</u>
Total deferred inflows	<u>3,404,337</u>	<u>4,652,256</u>
<b><u>Net Position</u></b>		
Net investment in capital assets	11,191,834	11,444,133
Restricted	977,287	944,367
Unrestricted (deficit)	<u>(9,252,735)</u>	<u>(10,024,598)</u>
Total net position	<u>\$ 2,916,386</u>	<u>\$ 2,363,902</u>

During a prior year, the District adopted GASB Statement 68, "Accounting and Financial Reporting for Pensions— an Amendment of GASB Statement 27" and GASB Statement 71, "Pension Transition for Contributions Made Subsequent to the Measurement Date," which significantly revises accounting for pension costs and liabilities. For reasons discussed below, many end users of this financial statement will gain a clearer understanding of the District's actual financial condition by adding deferred inflows related to pension and the net pension liability to the reported net position and subtracting deferred outflows related to pension.

**MAPLETON LOCAL SCHOOL DISTRICT  
ASHLAND COUNTY, OHIO**

**MANAGEMENT'S DISCUSSION AND ANALYSIS  
FOR THE FISCAL YEAR ENDED JUNE 30, 2016**

Governmental Accounting Standards Board standards are national and apply to all government financial reports prepared in accordance with generally accepted accounting principles. When accounting for pension costs, GASB 27 focused on a funding approach. This approach limited pension costs to contributions annually required by law, which may or may not be sufficient to fully fund each plan's *net pension liability*. GASB 68 takes an earnings approach to pension accounting; however, the nature of Ohio's statewide pension systems and state law governing those systems requires additional explanation in order to properly understand the information presented in these statements.

Under the new standards required by GASB 68, the net pension liability equals the District's proportionate share of each plan's collective:

1. Present value of estimated future pension benefits attributable to active and inactive employees' past service
2. Minus plan assets available to pay these benefits

GASB notes that pension obligations, whether funded or unfunded, are part of the "employment exchange" – that is, the employee is trading his or her labor in exchange for wages, benefits, and the promise of a future pension. GASB noted that the unfunded portion of this pension promise is a present obligation of the government, part of a bargained-for benefit to the employee, and should accordingly be reported by the government as a liability since they received the benefit of the exchange. However, the District is not responsible for certain key factors affecting the balance of this liability. In Ohio, the employee shares the obligation of funding pension benefits with the employer. Both employer and employee contribution rates are capped by State statute. A change in these caps requires action of both Houses of the General Assembly and approval of the Governor. Benefit provisions are also determined by State statute. The employee enters the employment exchange with the knowledge that the employer's promise is limited not by contract but by law. The employer enters the exchange also knowing that there is a specific, legal limit to its contribution to the pension system. In Ohio, there is no legal means to enforce the unfunded liability of the pension system *as against the public employer*. State law operates to mitigate/lessen the moral obligation of the public employer to the employee, because all parties enter the employment exchange with notice as to the law. The pension system is responsible for the administration of the plan.

Most long-term liabilities have set repayment schedules or, in the case of compensated absences (i.e. sick and vacation leave), are satisfied through paid time-off or termination payments. There is no repayment schedule for the net pension liability. As explained above, changes in pension benefits, contribution rates, and return on investments affect the balance of the net pension liability, but are outside the control of the local government. In the event that contributions, investment returns, and other changes are insufficient to keep up with required pension payments, State statute does not assign/identify the responsible party for the unfunded portion. Due to the unique nature of how the net pension liability is satisfied, this liability is separately identified within the long-term liability section of the statement of net position.

In accordance with GASB 68, the District's statements prepared on an accrual basis of accounting include an annual pension expense for their proportionate share of each plan's *change* in net pension liability not accounted for as deferred inflows/outflows.

As a result of implementing GASB 68, the District is reporting a net pension liability and deferred inflows/outflows of resources related to pension on the accrual basis of accounting.

Over time, net position can serve as a useful indicator of a government's financial position. At June 30, 2016, the District's assets and deferred outflows of resources exceeded liabilities and deferred inflows of resources by \$2,916,386. The remaining unrestricted balance is a deficit of \$9,252,735.

**MAPLETON LOCAL SCHOOL DISTRICT  
ASHLAND COUNTY, OHIO**

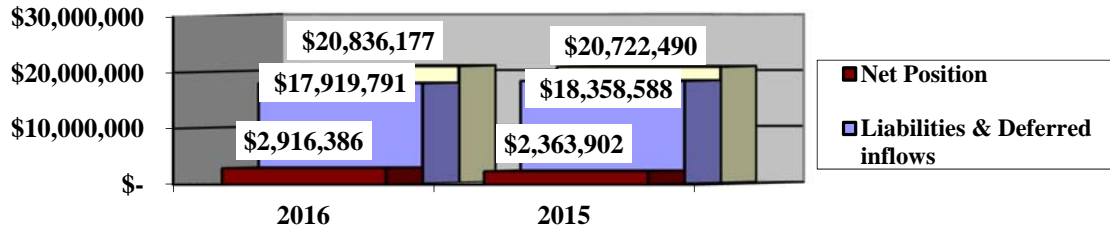
**MANAGEMENT'S DISCUSSION AND ANALYSIS  
FOR THE FISCAL YEAR ENDED JUNE 30, 2016**

At year-end, capital assets represented 63.03% of total assets. Capital assets include land, land improvements, buildings and improvements, furniture and equipment, and vehicles. Net investment in capital assets at June 30, 2016, was \$11,191,834. These capital assets are used to provide services to the students and are not available for future spending. Although the District's investment in capital assets is reported net of related debt, it should be noted that the resources to repay the debt must be provided from other sources, since capital assets may not be used to liquidate these liabilities.

A portion of the District's net position, \$977,287, represents resources that are subject to external restriction on how they may be used.

The table below illustrates the District's assets, deferred outflows, liabilities, deferred inflows, and net position at June 30, 2016 and 2015.

**Governmental Activities**



The table below shows the change in net position for fiscal year 2016 and 2015.

**Change in Net Position**

	Governmental Activities <u>2016</u>	Governmental Activities <u>2015</u>
<b><u>Revenues</u></b>		
Program revenues:		
Charges for services and sales	\$ 1,311,630	\$ 1,210,613
Operating grants and contributions	1,014,949	1,041,589
General revenues:		
Property taxes	3,428,673	3,221,253
Grants and entitlements not restricted	4,896,260	4,579,767
Investment earnings	6,169	3,489
Miscellaneous	<u>9,899</u>	<u>7,211</u>
Total revenues	<u>10,667,580</u>	<u>10,063,922</u>

(Continued)

**MAPLETON LOCAL SCHOOL DISTRICT  
ASHLAND COUNTY, OHIO**

MANAGEMENT'S DISCUSSION AND ANALYSIS  
FOR THE FISCAL YEAR ENDED JUNE 30, 2016

	<b>Change in Net Position (Continued)</b>	
	Governmental Activities <u>2016</u>	Governmental Activities <u>2015</u>
<b><u>Expenses</u></b>		
Program expenses:		
Instruction:		
Regular	\$ 4,236,076	\$ 4,358,197
Special	1,058,411	1,171,374
Vocational	105,191	91,750
Other	1,051,508	1,005,051
Support services:		
Pupil	303,573	286,632
Instructional staff	225,167	164,497
Board of education	35,448	33,228
Administration	686,768	692,752
Fiscal	308,150	284,497
Business	-	793
Operations and maintenance	668,358	731,883
Pupil transportation	569,250	635,488
Central	36,807	16,699
Operation of non-instructional services:		
Other non-instructional services	55,019	55,923
Food service operations	404,398	383,684
Extracurricular activities	289,248	266,997
Interest and fiscal charges	<u>81,724</u>	<u>98,175</u>
Total expenses	<u>10,115,096</u>	<u>10,277,620</u>
Change in net position	552,484	(213,698)
Net position at beginning of year	<u>2,363,902</u>	<u>2,577,600</u>
Net position at end of year	<u>\$ 2,916,386</u>	<u>\$ 2,363,902</u>

**Governmental Activities**

Net position of the District's governmental activities increased \$552,484. Total governmental expenses of \$10,115,096 were offset by program revenues of \$2,326,579 and general revenues of \$8,341,001. Program revenues supported 23.00% of the total governmental expenses.

The primary sources of revenue for governmental activities are derived from property taxes, and grants and entitlements. These revenue sources represent 78.04% of total governmental revenue.

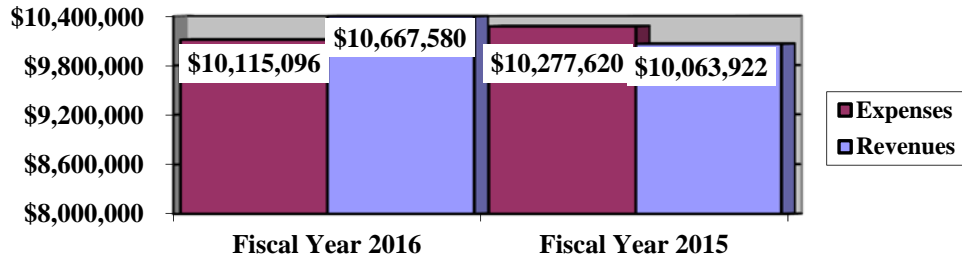
The largest expense of the District is for instructional programs. Instruction expenses totaled \$6,451,186 or 63.78% of total governmental expenses for fiscal year 2016.

**MAPLETON LOCAL SCHOOL DISTRICT  
ASHLAND COUNTY, OHIO**

**MANAGEMENT'S DISCUSSION AND ANALYSIS  
FOR THE FISCAL YEAR ENDED JUNE 30, 2016**

The graph below presents the District's governmental activities revenue and expenses for fiscal year 2016 and 2015.

**Governmental Activities - Revenues and Expenses**



The statement of activities shows the cost of program services and the charges for services and grants offsetting those services. The following table shows, for governmental activities, the total cost of services and the net cost of services. That is, it identifies the cost of these services supported by tax revenue and unrestricted State grants and entitlements.

**Governmental Activities**

	Total Cost of Services 2016	Net Cost of Services 2016	Total Cost of Services 2015	Net Cost of Services 2015
<b>Program expenses</b>				
Instruction:				
Regular	\$ 4,236,076	\$ 3,244,182	\$ 4,358,197	\$ 3,475,711
Special	1,058,411	342,866	1,171,374	387,986
Vocational	105,191	67,710	91,750	69,319
Other	1,051,508	1,046,472	1,005,051	998,765
Support services:				
Pupil	303,573	303,573	286,632	285,134
Instructional staff	225,167	225,167	164,497	157,586
Board of education	35,448	35,448	33,228	33,228
Administration	686,768	681,294	692,752	685,759
Fiscal	308,150	308,150	284,497	284,497
Business	-	-	793	793
Operations and maintenance	668,358	668,030	731,883	731,724
Pupil transportation	569,250	567,487	635,488	635,488
Central	36,807	36,807	16,699	16,699
Operation of non-instructional services:				
Other non-instructional services	55,019	34,895	55,923	31,730
Food service operations	404,398	33,610	383,684	32,289
Extracurricular activities	289,248	111,102	266,997	100,535
Interest and fiscal charges	81,724	81,724	98,175	98,175
<b>Total expenses</b>	<b>\$ 10,115,096</b>	<b>\$ 7,788,517</b>	<b>\$ 10,277,620</b>	<b>\$ 8,025,418</b>

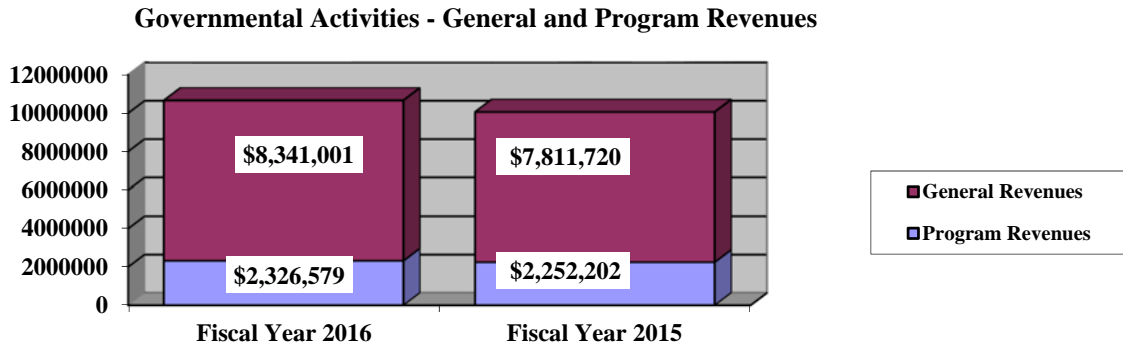


**MAPLETON LOCAL SCHOOL DISTRICT  
ASHLAND COUNTY, OHIO**

**MANAGEMENT'S DISCUSSION AND ANALYSIS  
FOR THE FISCAL YEAR ENDED JUNE 30, 2016**

The dependence upon tax and other general revenues for governmental activities is apparent, as 72.87% of 2016 instruction activities are supported through taxes and other general revenues. For all governmental activities, general revenue support is 77.00%. The District's taxpayers and unrestricted grants and entitlements from the State are by far the primary support for District's students.

The graph below presents the District's governmental activities revenue for fiscal year 2016 and 2015.



**The District's Funds**

The District's governmental funds reported a combined fund balance of \$2,947,925, which is higher than last year's total of \$2,234,228. The schedule below indicates the fund balance and the total change in fund balance as of June 30, 2016 and 2015.

	Fund Balance <u>June 30, 2016</u>	Fund Balance <u>June 30, 2015</u>	<u>Change</u>	Percentage <u>Change</u>
General	\$ 2,035,276	\$ 1,242,096	\$ 793,180	63.86 %
Debt Service	585,921	558,206	27,715	4.97 %
Other Governmental	<u>326,728</u>	<u>433,926</u>	<u>(107,198)</u>	(24.70) %
Total	<u>\$ 2,947,925</u>	<u>\$ 2,234,228</u>	<u>\$ 713,697</u>	31.94 %

**General Fund**

The District's general fund balance increased by 63.86%, or \$793,180.

**MAPLETON LOCAL SCHOOL DISTRICT  
ASHLAND COUNTY, OHIO**

**MANAGEMENT'S DISCUSSION AND ANALYSIS  
FOR THE FISCAL YEAR ENDED JUNE 30, 2016**

The table that follows assists in illustrating the financial activities and fund balance of the general fund.

	<u>2016</u> <u>Amount</u>	<u>2015</u> <u>Amount</u>	<u>Change</u>	<u>Percentage</u> <u>Change</u>
<b><u>Revenues</u></b>				
Taxes	\$ 2,791,052	\$ 2,606,515	\$ 184,537	7.08 %
Tuition	988,149	895,912	92,237	10.30 %
Earnings on investments	4,760	2,661	2,099	78.88 %
Intergovernmental	5,098,563	4,686,869	411,694	8.78 %
Other revenues	<u>102,889</u>	<u>127,803</u>	<u>(24,914)</u>	(19.49) %
Total	<u>\$ 8,985,413</u>	<u>\$ 8,319,760</u>	<u>\$ 665,653</u>	8.00 %
<b><u>Expenditures</u></b>				
Instruction	\$ 5,367,958	\$ 5,542,636	\$ (174,678)	(3.15) %
Support services	2,592,504	2,728,147	(135,643)	(4.97) %
Operation of non-instructional services	36,267	32,878	3,389	10.31 %
Extracurricular activities	<u>195,504</u>	<u>189,014</u>	<u>6,490</u>	3.43 %
Total	<u>\$ 8,192,233</u>	<u>\$ 8,492,675</u>	<u>\$ (300,442)</u>	(3.54) %

The District experienced a \$665,653 or 8.00% increase in general fund revenues and a decrease of \$300,442 or 3.54% in expenditures. Tuition increased \$92,237 or 10.30% due to an increase in the open enrollment program. Intergovernmental revenues increased \$411,694 or 8.78% due to an increase in state foundation revenue. Other revenues decreased \$24,914 or 19.49% due to a decrease in contributions and donations and extracurricular in the current fiscal year. Instruction expenditures decreased \$174,678 or 3.15% primarily due to the District declaring a Reduction-In-Force eliminating three teaching positions.

***Debt Service Fund***

The debt service fund had \$412,998 in revenues and \$385,283 in expenditures. During fiscal year 2016, the debt service fund's fund balance increased \$27,715 from \$558,206 to \$585,921.

***General Fund Budgeting Highlights***

The District's budget is prepared according to Ohio law and is based on accounting for certain transactions on a basis of cash receipts, disbursements and encumbrances. The most significant budgeted fund is the general fund.

For the general fund, original budgeted revenues and final budgeted revenues and other financing sources both were \$8,159,852. Actual revenues and other financing sources for fiscal year 2016 were \$9,010,820. This represents a \$850,968 increase over final budgeted revenues.

General fund original appropriations and final appropriations (appropriated expenditures and other financing uses) were both \$8,432,953. The actual budget basis expenditures and other financing uses for fiscal year 2016 totaled \$8,433,206, which was \$253 higher than the final budget appropriations.

**MAPLETON LOCAL SCHOOL DISTRICT  
ASHLAND COUNTY, OHIO**

MANAGEMENT'S DISCUSSION AND ANALYSIS  
FOR THE FISCAL YEAR ENDED JUNE 30, 2016

**Capital Assets and Debt Administration**

***Capital Assets***

At the end of fiscal year 2016, the District had \$11,191,834 invested in land, land improvements, buildings and improvements, furniture and equipment, and vehicles. This entire amount is reported in governmental activities. The following table shows June 30, 2016 balances compared to June 30, 2015:

**Capital Assets at June 30  
(Net of Depreciation)**

	Governmental Activities	
	2016	2015
Land	\$ 177,800	\$ 177,800
Land improvements	992,790	1,108,906
Building and improvements	11,493,906	12,082,488
Furniture and equipment	187,883	205,527
Vehicles	281,476	196,212
Total	\$ 13,133,855	\$ 13,770,933

The overall decrease in capital assets of \$637,078 is due to depreciation expense of \$819,783 exceeding capital outlays of \$182,705 in the fiscal year.

See Note 8 to the basic financial statements for additional information on the District's capital assets.

***Debt Administration***

The following table summarizes the bonds outstanding.

**Outstanding Debt at June 30**

	Governmental Activities	Governmental Activities
	2016	2015
Classroom facilities improvement bonds	\$ -	\$ 305,000
Energy conservation improvement bonds	580,000	628,334
2011 series refunding bonds	1,454,649	1,452,787
Total	\$ 2,034,649	\$ 2,386,121

At June 30, 2016, the District's overall legal debt margin was \$12,270,360, an unvoted debt margin of \$144,716, and an unvoted energy conservation debt margin of \$722,444.

See Note 9 to the basic financial statements for additional information on the District's debt administration.

**MAPLETON LOCAL SCHOOL DISTRICT  
ASHLAND COUNTY, OHIO**

**MANAGEMENT'S DISCUSSION AND ANALYSIS  
FOR THE FISCAL YEAR ENDED JUNE 30, 2016**

**Current Financial Related Activities**

The District has continued to meet its current financial obligations. In FY16, the district's revenues exceeded expenditures for the first time since FY12. Several factors contributed to this turnaround. The district declared a Reduction-In-Force and eliminated three teaching positions for FY16. In addition, several retired employees were not replaced or replaced part-time. Calendar year 2014 was a reappraisal year in Ashland County. Largely driven by increases in the Current Agricultural Use Value (CAUV) assessment, the district's effective millage reached the 20 mil floor causing an increase in local property tax revenues of more than 10 percent. Unrestricted state funding increased \$410,377 in FY16 and is anticipated to increase over \$200,000 more in FY17. All these factors contributed to eliminate deficit spending by the district in FY16 and the five-year forecast projects that deficit spending will not occur until at least FY20 and the District will still have a positive cash balance at the end of FY21.

The Board continues to purchase equipment, textbooks and major improvements through the Permanent Improvement Fund. The Board of Education has had numerous levy failures and has not passed a new operating levy since 1991.

The Board of Education has negotiated a 3 year contract with the certified collective bargaining unit effective July 1, 2015. The contract includes 1.5, 1.0 and 0.5 percent increases respectively to the base salary during the contract. The certified employee contribution towards health care premiums is 15 percent. The Board of Education negotiated a 2 year contract with the classified collective bargaining unit effective July 1, 2014. The classified staff received a 1% base salary increase for FY15 and a 1.5 % base salary increase for FY16 and step increments were restored. The district is currently in negotiations with the classified staff. The classified employee contribution towards health care premiums is 12 percent.

**Contacting the District's Financial Management**

This financial report is designed to provide our citizens, taxpayers, investors and creditors with a general overview of the District's finances and to show the District's accountability for the money it receives. If you have questions about this report or need additional financial information contact Daniel Russomanno Jr., Treasurer, Mapleton Local School District, 635 County Road 801, Ashland, Ohio 44805.

**MAPLETON LOCAL SCHOOL DISTRICT  
ASHLAND COUNTY, OHIO**

STATEMENT OF NET POSITION  
JUNE 30, 2016

	<b>Governmental Activities</b>
<b>Assets:</b>	
Equity in pooled cash and cash equivalents. . .	\$ 2,920,643
Receivables:	
Taxes . . . . .	3,528,326
Intergovernmental . . . . .	65,220
Prepayments . . . . .	27,369
Materials and supplies inventory. . . . .	1,483
Inventory held for resale. . . . .	16,146
Capital assets:	
Land . . . . .	177,800
Depreciable capital assets, net. . . . .	12,956,055
Capital assets, net . . . . .	13,133,855
Total assets. . . . .	19,693,042
 <b>Deferred outflows of resources:</b>	
Unamortized deferred charges on debt refunding	34,409
Pension - STRS . . . . .	954,177
Pension - SERS . . . . .	154,549
Total deferred outflows of resources. . . . .	1,143,135
 <b>Liabilities:</b>	
Accounts payable. . . . .	14,092
Accrued wages and benefits payable . . . . .	645,367
Intergovernmental payable . . . . .	25,296
Pension and post employment	
benefits payable. . . . .	114,898
Accrued interest payable . . . . .	4,236
Long-term liabilities:	
Due within one year. . . . .	418,790
Due in more than one year:	
Net pension liability . . . . .	11,385,641
Other amounts due in more than one year . . . . .	1,907,134
Total liabilities . . . . .	14,515,454
 <b>Deferred inflows of resources:</b>	
Property taxes levied for the next fiscal year. . . . .	2,559,237
Pension - STRS. . . . .	692,370
Pension - SERS. . . . .	152,730
Total deferred inflows of resources . . . . .	3,404,337
 <b>Net position:</b>	
Net investment in capital assets . . . . .	11,191,834
Restricted for:	
Capital projects . . . . .	294,492
Classroom facilities maintenance . . . . .	173,723
Debt service. . . . .	487,878
Locally funded programs . . . . .	8,740
Student activities . . . . .	12,454
Unrestricted (deficit) . . . . .	(9,252,735)
Total net position. . . . .	\$ 2,916,386

SEE ACCOMPANYING NOTES TO THE BASIC FINANCIAL STATEMENTS

**MAPLETON LOCAL SCHOOL DISTRICT  
ASHLAND COUNTY, OHIO**

STATEMENT OF ACTIVITIES  
FOR THE FISCAL YEAR ENDED JUNE 30, 2016

	Expenses	Program Revenues		Net (Expense)
		Charges for Services and Sales	Operating Grants and Contributions	Revenue and Changes in Net Position
				Governmental
				Activities
<b>Governmental activities:</b>				
Instruction:				
Regular . . . . .	\$ 4,236,076	\$ 944,969	\$ 46,925	\$ (3,244,182)
Special . . . . .	1,058,411	70,136	645,409	(342,866)
Vocational . . . . .	105,191	-	37,481	(67,710)
Other . . . . .	1,051,508	-	5,036	(1,046,472)
Support services:				
Pupil . . . . .	303,573	-	-	(303,573)
Instructional staff . . . . .	225,167	-	-	(225,167)
Board of education . . . . .	35,448	-	-	(35,448)
Administration . . . . .	686,768	-	5,474	(681,294)
Fiscal . . . . .	308,150	-	-	(308,150)
Operations and maintenance . . . . .	668,358	-	328	(668,030)
Pupil transportation . . . . .	569,250	-	1,763	(567,487)
Central . . . . .	36,807	-	-	(36,807)
Operation of non-instructional services:				
Other non-instructional services . . . . .	55,019	-	20,124	(34,895)
Food service operations . . . . .	404,398	156,875	213,913	(33,610)
Extracurricular activities . . . . .	289,248	139,650	38,496	(111,102)
Interest and fiscal charges . . . . .	81,724	-	-	(81,724)
<b>Total governmental activities . . . . .</b>	<b>\$ 10,115,096</b>	<b>\$ 1,311,630</b>	<b>\$ 1,014,949</b>	<b>(7,788,517)</b>

**General Revenues:**

Property taxes levied for:

General purposes . . . . .	2,786,993
Special revenue . . . . .	49,801
Debt service . . . . .	357,325
Capital outlay . . . . .	234,554
Grants and entitlements not restricted to specific programs . . . . .	4,896,260
Investment earnings . . . . .	6,169
Miscellaneous . . . . .	9,899
<b>Total general revenues . . . . .</b>	<b>8,341,001</b>
Change in net position . . . . .	552,484
<b>Net position at beginning of year . . . . .</b>	<b>2,363,902</b>
<b>Net position at end of year . . . . .</b>	<b>\$ 2,916,386</b>

SEE ACCOMPANYING NOTES TO THE BASIC FINANCIAL STATEMENTS

**MAPLETON LOCAL SCHOOL DISTRICT  
ASHLAND COUNTY, OHIO**

BALANCE SHEET  
GOVERNMENTAL FUNDS  
JUNE 30, 2016

	<u>General</u>	<u>Debt Service</u>	<u>Nonmajor Governmental Funds</u>	<u>Total Governmental Funds</u>
<b>Assets:</b>				
Equity in pooled cash and cash equivalents. . . . .	\$ 2,008,587	\$ 504,484	\$ 407,572	\$ 2,920,643
Receivables:				
Taxes. . . . .	2,856,080	369,770	302,476	3,528,326
Interfund loans . . . . .	126,173	-	-	126,173
Intergovernmental. . . . .	65,220	-	-	65,220
Prepayments. . . . .	22,189	-	5,180	27,369
Materials and supplies inventory. . . . .	-	-	1,483	1,483
Inventory held for resale. . . . .	-	-	16,146	16,146
Total assets . . . . .	<u>\$ 5,078,249</u>	<u>\$ 874,254</u>	<u>\$ 732,857</u>	<u>\$ 6,685,360</u>
<b>Liabilities:</b>				
Accounts payable . . . . .	\$ 4,532	\$ -	\$ 9,560	\$ 14,092
Accrued wages and benefits payable . . . . .	611,241	-	34,126	645,367
Intergovernmental payable . . . . .	24,880	-	416	25,296
Pension and post employment benefits payable. . . . .	110,034	-	4,864	114,898
Interfund loans payable. . . . .	-	-	126,173	126,173
Total liabilities. . . . .	<u>750,687</u>	<u>-</u>	<u>175,139</u>	<u>925,826</u>
<b>Deferred inflows of resources:</b>				
Property taxes levied for the next fiscal year. . . . .	2,075,572	268,719	214,946	2,559,237
Delinquent property tax revenue not available. . . . .	151,494	19,614	16,044	187,152
Intergovernmental revenue not available. . . . .	65,220	-	-	65,220
Total deferred inflows of resources . . . . .	<u>2,292,286</u>	<u>288,333</u>	<u>230,990</u>	<u>2,811,609</u>
<b>Fund balances:</b>				
Nonspendable:				
Materials and supplies inventory. . . . .	-	-	1,483	1,483
Prepays. . . . .	22,189	-	5,180	27,369
Restricted:				
Debt service . . . . .	-	585,921	-	585,921
Capital improvements . . . . .	-	-	282,164	282,164
Classroom facilities maintenance . . . . .	-	-	166,058	166,058
Other purposes. . . . .	-	-	8,740	8,740
Extracurricular. . . . .	-	-	12,454	12,454
Assigned:				
Student instruction . . . . .	67,142	-	-	67,142
Student and staff support. . . . .	34,219	-	-	34,219
Extracurricular activities . . . . .	16,253	-	-	16,253
Unassigned (deficit) . . . . .	1,895,473	-	(149,351)	1,746,122
Total fund balances . . . . .	<u>2,035,276</u>	<u>585,921</u>	<u>326,728</u>	<u>2,947,925</u>
Total liabilities, deferred inflows and fund balances . . . . .	<u>\$ 5,078,249</u>	<u>\$ 874,254</u>	<u>\$ 732,857</u>	<u>\$ 6,685,360</u>

SEE ACCOMPANYING NOTES TO THE BASIC FINANCIAL STATEMENTS

**MAPLETON LOCAL SCHOOL DISTRICT  
ASHLAND COUNTY, OHIO**

RECONCILIATION OF TOTAL GOVERNMENTAL FUND BALANCES TO  
NET POSITION OF GOVERNMENTAL ACTIVITIES  
JUNE 30, 2016

<b>Total governmental fund balances</b>		\$	2,947,925
<i>Amounts reported for governmental activities on the statement of net position are different because:</i>			
Capital assets used in governmental activities are not financial resources and therefore are not reported in the funds.			13,133,855
Other long-term assets are not available to pay for current-period expenditures and therefore are deferred inflows in the funds.			
Taxes receivable	\$	187,152	
Intergovernmental receivable		65,220	
Total		252,372	252,372
Unamortized premiums on bonds issued are not recognized in the funds.			(56,433)
Unamortized amounts on refundings are not recognized in the funds.			34,409
Accrued interest payable is not due and payable in the current period and therefore is not reported in the funds.			(4,236)
Long-term liabilities, including bonds payable, are not due and payable in the current period and therefore are not reported in the funds.			
Energy conservation improvement bonds		(580,000)	
Compensated absences		(234,842)	
General obligation current interest bonds		(1,140,000)	
General obligation capital appreciation bonds		(199,997)	
Accreted interest on capital appreciation bonds		(114,652)	
Total		(2,269,491)	(2,269,491)
The net pension liability is not due and payable in the current period; therefore, the liability and related deferred inflows/outflows are not reported in governmental funds:			
Deferred outflows of resources - pension		1,108,726	
Deferred inflows of resources - pension		(845,100)	
Net pension liability		(11,385,641)	
Total		(11,122,015)	(11,122,015)
<b>Net position of governmental activities</b>		\$	2,916,386

SEE ACCOMPANYING NOTES TO THE BASIC FINANCIAL STATEMENTS



**MAPLETON LOCAL SCHOOL DISTRICT  
ASHLAND COUNTY, OHIO**

STATEMENT OF REVENUES, EXPENDITURES AND CHANGES IN FUND BALANCES  
GOVERNMENTAL FUNDS  
FOR THE FISCAL YEAR ENDED JUNE 30, 2016

	<u>General</u>	<u>Debt Service</u>	<u>Nonmajor Governmental Funds</u>	<u>Total Governmental Funds</u>
<b>Revenues:</b>				
From local sources:				
Property taxes . . . . .	\$ 2,791,052	\$ 358,048	\$ 283,356	\$ 3,432,456
Tuition . . . . .	988,149	-	-	988,149
Earnings on investments . . . . .	4,760	978	759	6,497
Charges for services . . . . .	-	-	156,875	156,875
Extracurricular . . . . .	66,034	-	73,616	139,650
Classroom materials and fees . . . . .	26,956	-	-	26,956
Contributions and donations . . . . .	2,688	-	516	3,204
Other local revenues . . . . .	7,211	-	1,464	8,675
Intergovernmental - intermediate . . . . .	-	-	7,533	7,533
Intergovernmental - state . . . . .	5,098,563	53,972	60,885	5,213,420
Intergovernmental - federal . . . . .	-	-	699,092	699,092
Total revenues . . . . .	<u>8,985,413</u>	<u>412,998</u>	<u>1,284,096</u>	<u>10,682,507</u>
<b>Expenditures:</b>				
Current:				
Instruction:				
Regular . . . . .	3,547,742	-	53,460	3,601,202
Special . . . . .	668,000	-	410,629	1,078,629
Vocational . . . . .	105,643	-	-	105,643
Other . . . . .	1,046,573	-	5,085	1,051,658
Support services:				
Pupil . . . . .	306,624	-	-	306,624
Instructional staff . . . . .	171,886	-	54,169	226,055
Board of education . . . . .	35,576	-	-	35,576
Administration . . . . .	688,471	-	5,527	693,998
Fiscal . . . . .	293,894	8,978	8,198	311,070
Operations and maintenance . . . . .	564,733	-	102,849	667,582
Pupil transportation . . . . .	495,393	-	174,750	670,143
Central . . . . .	35,927	-	-	35,927
Operation of non-instructional services:				
Other non-instructional services . . . . .	36,267	-	20,319	56,586
Food service operations . . . . .	-	-	398,618	398,618
Extracurricular activities . . . . .	195,504	-	92,742	288,246
Debt service:				
Principal retirement . . . . .	-	330,000	48,334	378,334
Interest and fiscal charges . . . . .	-	46,305	16,614	62,919
Total expenditures . . . . .	<u>8,192,233</u>	<u>385,283</u>	<u>1,391,294</u>	<u>9,968,810</u>
Net change in fund balances . . . . .	793,180	27,715	(107,198)	713,697
<b>Fund balances at beginning of year . . . . .</b>	<u>1,242,096</u>	<u>558,206</u>	<u>433,926</u>	<u>2,234,228</u>
<b>Fund balances at end of year . . . . .</b>	<u>\$ 2,035,276</u>	<u>\$ 585,921</u>	<u>\$ 326,728</u>	<u>\$ 2,947,925</u>

SEE ACCOMPANYING NOTES TO THE BASIC FINANCIAL STATEMENTS

**MAPLETON LOCAL SCHOOL DISTRICT  
ASHLAND COUNTY, OHIO**

RECONCILIATION OF THE STATEMENT OF REVENUES, EXPENDITURES  
AND CHANGES IN FUND BALANCES OF GOVERNMENTAL FUNDS  
TO THE STATEMENT OF ACTIVITIES  
FOR THE FISCAL YEAR ENDED JUNE 30, 2016

<b>Net change in fund balances - total governmental funds</b>	\$	713,697
 <i>Amounts reported for governmental activities in the statement of activities are different because:</i>		
 Governmental funds report capital outlays as expenditures. However, in the statement of activities, the cost of those assets is allocated over their estimated useful lives as depreciation expense.		
Capital asset additions	\$ 182,705	
Current year depreciation	(819,783)	
Total		(637,078)
 Revenues in the statement of activities that do not provide current financial resources are not reported as revenues in the funds.		
Property taxes	(3,783)	
Intergovernmental	(6,020)	
Total		(9,803)
 Repayment of bond principal is an expenditure in the governmental funds, but the repayment reduces long-term liabilities on the statement of net position.		
		378,334
 In the statement of activities, interest is accrued on outstanding bonds, whereas in governmental funds, an interest expenditure is reported when due. The following items resulted in additional interest being reported in the statement of activities:		
Decrease in accrued interest payable	1,612	
Accreted interest on capital appreciation bonds	(26,862)	
Amortization of bond premiums	16,516	
Amortization of deferred charges	(10,071)	
Total		(18,805)
 Contractually required contributions are reported as expenditures in governmental funds; however, the statement of net position reports these amounts as deferred outflows.		
		612,888
 Except for amounts reported as deferred inflows/outflows, changes in the net pension liability are reported as pension expense in the statement of activities.		
		(514,477)
 Some expenses reported in the statement of activities, such as compensated absences, do not require the use of current financial resources and therefore are not reported as expenditures in governmental funds.		
		27,728
 <b>Change in net position of governmental activities</b>	 \$	 <u>552,484</u>

SEE ACCOMPANYING NOTES TO THE BASIC FINANCIAL STATEMENTS

**MAPLETON LOCAL SCHOOL DISTRICT  
ASHLAND COUNTY, OHIO**

STATEMENT OF REVENUES, EXPENDITURES AND CHANGES IN  
FUND BALANCE - BUDGET AND ACTUAL (NON-GAAP BUDGETARY BASIS)  
GENERAL FUND  
FOR THE FISCAL YEAR ENDED JUNE 30, 2016

	<u>Budgeted Amounts</u>		<u>Actual</u>	<u>Variance with Final Budget Positive (Negative)</u>
	<u>Original</u>	<u>Final</u>		
<b>Revenues:</b>				
From local sources:				
Property taxes . . . . .	\$ 2,679,352	\$ 2,679,352	\$ 2,738,123	\$ 58,771
Tuition . . . . .	559,300	559,300	988,149	428,849
Earnings on investments . . . . .	3,500	3,500	4,719	1,219
Extracurricular . . . . .	30,000	30,000	29,518	(482)
Classroom materials and fees . . . . .	21,000	21,000	26,956	5,956
Contributions and donations . . . . .	100	100	100	-
Other local revenues . . . . .	600	600	2,393	1,793
Intergovernmental - state . . . . .	4,758,500	4,758,500	5,110,963	352,463
<b>Total revenues . . . . .</b>	<b>8,052,352</b>	<b>8,052,352</b>	<b>8,900,921</b>	<b>848,569</b>
<b>Expenditures:</b>				
Current:				
Instruction:				
Regular . . . . .	7,759,940	3,752,041	3,587,065	164,976
Special . . . . .	-	771,173	708,667	62,506
Vocational . . . . .	9,685	93,432	106,724	(13,292)
Other . . . . .	-	1,020,723	1,045,951	(25,228)
Support services:				
Pupil . . . . .	74,046	322,406	329,076	(6,670)
Instructional staff . . . . .	-	175,504	177,477	(1,973)
Board of education . . . . .	-	32,483	35,836	(3,353)
Administration . . . . .	-	593,548	673,279	(79,731)
Fiscal . . . . .	76,285	252,840	298,589	(45,749)
Business . . . . .	-	400	-	400
Operations and maintenance . . . . .	48,667	633,754	574,408	59,346
Pupil transportation . . . . .	-	446,912	499,458	(52,546)
Central . . . . .	464,330	58,642	40,566	18,076
Operation of non-instructional services:				
Other non-instructional services . . . . .	-	9,095	34,598	(25,503)
Extracurricular activities . . . . .	-	170,000	197,839	(27,839)
<b>Total expenditures . . . . .</b>	<b>8,432,953</b>	<b>8,332,953</b>	<b>8,309,533</b>	<b>23,420</b>
Excess (deficiency) of revenues over (under) expenditures . . . . .	(380,601)	(280,601)	591,388	871,989
<b>Other financing sources (uses):</b>				
Refund of prior year's expenditures . . . . .	6,500	6,500	6,866	366
Transfers in . . . . .	-	-	2,383	2,383
Advances in . . . . .	100,000	100,000	100,000	-
Advances (out) . . . . .	-	(100,000)	(123,673)	(23,673)
Sale of capital assets . . . . .	1,000	1,000	650	(350)
<b>Total other financing sources (uses) . . . . .</b>	<b>107,500</b>	<b>7,500</b>	<b>(13,774)</b>	<b>(21,274)</b>
Net change in fund balance . . . . .	(273,101)	(273,101)	577,614	850,715
<b>Fund balance at beginning of year . . . . .</b>	<b>1,281,824</b>	<b>1,281,824</b>	<b>1,281,824</b>	<b>-</b>
<b>Prior year encumbrances appropriated . . . . .</b>	<b>32,953</b>	<b>32,953</b>	<b>32,953</b>	<b>-</b>
<b>Fund balance at end of year . . . . .</b>	<b>\$ 1,041,676</b>	<b>\$ 1,041,676</b>	<b>\$ 1,892,391</b>	<b>\$ 850,715</b>

SEE ACCOMPANYING NOTES TO THE BASIC FINANCIAL STATEMENTS

**MAPLETON LOCAL SCHOOL DISTRICT  
ASHLAND COUNTY, OHIO**

STATEMENT OF FIDUCIARY NET POSITION  
FIDUCIARY FUNDS  
JUNE 30, 2016

	<b>Private-Purpose Trust</b>	<b>Agency</b>
	<b>Scholarship</b>	
<b>Assets:</b>		
Current assets:		
Equity in pooled cash and cash equivalents . . . . .	\$ 7,198	\$ 48,039
Total assets. . . . .	7,198	\$ 48,039
<b>Liabilities:</b>		
Accounts payable. . . . .	-	\$ 515
Due to students. . . . .	-	47,524
Total liabilities . . . . .	-	\$ 48,039
<b>Net position:</b>		
Held in trust for scholarships . . . . .	7,198	
Total net position. . . . .	\$ 7,198	

SEE ACCOMPANYING NOTES TO THE BASIC FINANCIAL STATEMENTS

**MAPLETON LOCAL SCHOOL DISTRICT  
ASHLAND COUNTY, OHIO**

STATEMENT OF CHANGES IN FIDUCIARY NET POSITION  
FIDUCIARY FUND  
FOR THE FISCAL YEAR ENDED JUNE 30, 2016

	<b>Private-Purpose Trust</b>
	<b>Scholarship</b>
<b>Additions:</b>	
Gifts and contributions. . . . .	\$ 3,399
Total additions. . . . .	3,399
 <b>Deductions:</b>	
Scholarships awarded . . . . .	4,751
Change in net position . . . . .	(1,352)
<b>Net position at beginning of year. . . . .</b>	<b>8,550</b>
<b>Net position at end of year . . . . .</b>	<b>\$ 7,198</b>

SEE ACCOMPANYING NOTES TO THE BASIC FINANCIAL STATEMENTS

THIS PAGE IS INTENTIONALLY LEFT BLANK

**MAPLETON LOCAL SCHOOL DISTRICT  
ASHLAND COUNTY, OHIO**

**NOTES TO THE BASIC FINANCIAL STATEMENTS  
FOR THE FISCAL YEAR ENDED JUNE 30, 2016**

**NOTE 1 - DESCRIPTION OF THE SCHOOL DISTRICT**

The Mapleton Local School District (the "District") is organized under Article VI, Sections 2 and 3 of the Constitution of the State of Ohio. The District operates under a locally-elected Board form of government consisting of five members elected at-large for staggered four-year terms. The District provides educational services as authorized by State statute and/or federal guidelines. It is staffed by 45 non-certified employees and 68 certified full-time teaching personnel who provide services to 969 students and other community members.

**NOTE 2 - SUMMARY OF SIGNIFICANT ACCOUNTING POLICIES**

The basic financial statements of the District have been prepared in conformity with accounting principles generally accepted in the United States of America (GAAP) as applied to governmental units. The Governmental Accounting Standards Board (GASB) is the accepted standard-setting body for establishing governmental accounting and financial reporting principles. The District's significant accounting policies are described below.

**A. Reporting Entity**

The reporting entity has been defined in accordance with GASB Statement No. 14, "The Financial Reporting Entity" as amended by GASB Statement No. 39, "Determining Whether Certain Organizations Are Component Units" and GASB Statement No. 61, "The Financial Reporting Entity: Omnibus an Amendment of GASB Statements No. 14 and No. 34". The reporting entity is composed of the primary government and component units. The primary government consists of all funds, departments, boards and agencies that are not legally separate from the District. For the District, this includes general operations, food service, and student related activities of the District.

Component units are legally separate organizations for which the District is financially accountable. The District is financially accountable for an organization if the District appoints a voting majority of the organization's Governing Board and (1) the District is able to significantly influence the programs or services performed or provided by the organization; or (2) the District is legally entitled to or can otherwise access the organization's resources; or (3) the District is legally obligated or has otherwise assumed the responsibility to finance the deficits of, or provide financial support to, the organization; or (4) the District is obligated for the debt of the organization. Component units may also include organizations that are fiscally dependent on the District in that the District approves the budget, the issuance of debt or the levying of taxes. Certain organizations are also included as component units if the nature and significance of the relationship between the primary government and the organization is such that exclusion by the primary government would render the primary government's financial statements incomplete or misleading. Based upon the application of these criteria, the District has no component units. The basic financial statements of the reporting entity include only those of the District (the primary government).

**MAPLETON LOCAL SCHOOL DISTRICT  
ASHLAND COUNTY, OHIO**

NOTES TO THE BASIC FINANCIAL STATEMENTS  
FOR THE FISCAL YEAR ENDED JUNE 30, 2016

**NOTE 2 - SUMMARY OF SIGNIFICANT ACCOUNTING POLICIES - (Continued)**

The following organizations are described due to their relationship to the District:

*JOINTLY GOVERNED ORGANIZATIONS*

Midland Council of Governments

The District is a member of the Midland Council of Governments (COG), which was organized as a council-of-governments entity in accordance with Ohio statute. While the District and the other 21 members are assessed annual user fees for data services, none of the members retain an ongoing financial interest in the COG.

Ashland County - West Holmes Career Center (the "Career Center")

The Career Center is a separate body politic and corporate, established by the Ohio Revised Code (ORC) to provide vocational and special education needs of the students. The Career Center accepts non-tuition students from the District as a member school; however, it is considered a separate political subdivision and is not considered to be part of the District.

*INSURANCE PURCHASING POOLS*

Ohio School Boards Association Workers' Compensation Group Rating Plan

The District participates in the Ohio School Boards Association Workers' Compensation Group Rating Plan (GRP), an insurance purchasing pool. The GRP was established under Section 4123.29 of the Ohio Revised Code. The GRP's business and affairs are conducted by a three-member Board of directors consisting of the President, the President-Elect and the Immediate Past President of the Ohio School Boards Association (OSBA). The Executive Director of the OSBA, or his designee, serves as coordinator of the program. Each year, the participating school districts pay an enrollment fee to the GRP to cover the costs of administering the program.

Ohio School Benefits Cooperative

The District participates in the Ohio School Benefits Cooperative, a claims servicing and group purchasing pool comprised of fifteen members. The Ohio School Benefits Cooperative (OSBC) is created and organized pursuant to and as authorized by Section 9.833 of the Ohio Revised Code. OSBC is governed by a nine member Board of Directors, all of whom must be Education Service Center and/or educational service center administrators. The Muskingum Valley Educational Service Center serves as the fiscal agent for OSBC. OSBC is an unincorporated, non-profit association of its members and an instrumentality for each member for the purpose of enabling each member of the Plan to maximize benefits and/or reduce costs of medical, prescription drug, vision, dental, life, and/or other group insurance coverages for their employees and the eligible dependents, and designated beneficiaries of such employees, and propose to have certain other eligible Educational Service Center or groups of Educational Service Centers join them for the same purposes. Participants pay a \$500 membership fee to OSBC. OSBC offers two options to participants.

Participants may enroll in the joint insurance purchasing program for medical, prescription drug, vision dental and/or life insurance. A second option is available for self-insured participants that provides for the purchase of stop loss insurance coverage through OSBC's third part administrator. The OSBC's business and affairs are conducted by a nine member Board of Directors consisting of Educational Service Center superintendents elected by the members of the OSBC. Medical Mutual/Antares is the Administrator of the OSBC.



**MAPLETON LOCAL SCHOOL DISTRICT  
ASHLAND COUNTY, OHIO**

NOTES TO THE BASIC FINANCIAL STATEMENTS  
FOR THE FISCAL YEAR ENDED JUNE 30, 2016

**NOTE 2 - SUMMARY OF SIGNIFICANT ACCOUNTING POLICIES - (Continued)**

Schools of Ohio Risk Sharing Authority

The District participates in the Schools of Ohio Risk Sharing Authority Board (SORSA), an insurance purchasing pool. SORSA's business affairs are conducted by a nine member Board of directors consisting of a President, Vice President, Secretary, Treasurer and five delegates. SORSA was created to provide joint self-insurance coverage and to assist members to prevent and reduce losses and injuries to the District's property and person. It is intended to provide liability and property insurance at reduced premiums for the participants. SORSA is organized as a nonprofit corporation under provisions of Ohio Revised Code 2744.

**B. Fund Accounting**

The District uses funds to maintain its financial records during the year. A fund is defined as a fiscal and accounting entity with a self balancing set of accounts. There are three categories of funds: governmental, proprietary and fiduciary.

*GOVERNMENTAL FUNDS*

Governmental funds are those through which most governmental functions typically are financed. Governmental fund reporting focuses on the sources, uses and balances of current financial resources. Expendable assets are assigned to the various governmental funds according to the purposes for which they may or must be used. Current liabilities are assigned to the fund from which they will be paid. The difference between governmental fund assets and deferred outflows of resources and liabilities and deferred inflows of resources is reported as fund balance. The following are the District's major governmental funds:

General fund - The general fund is used to account for and report all financial resources not accounted for and reported in another fund. The general fund balance is available for any purpose provided it is expended or transferred according to the general laws of Ohio.

Debt service fund - The debt service fund is used to account for the accumulation of property tax revenues for, and the payment of, general obligation bonds used for the construction of school facilities.

Other governmental funds of the District are used to account for (a) financial resources that are restricted, committed, or assigned to expenditures for capital outlays including the acquisition or construction of capital facilities and other capital assets and (b) specific revenue sources that are restricted or committed to an expenditure for specified purposes other than debt service or capital projects.

*PROPRIETARY FUND*

Proprietary funds are used to account for the District's ongoing activities which are similar to those often found in the private sector. The District has no proprietary funds.

**MAPLETON LOCAL SCHOOL DISTRICT  
ASHLAND COUNTY, OHIO**

NOTES TO THE BASIC FINANCIAL STATEMENTS  
FOR THE FISCAL YEAR ENDED JUNE 30, 2016

**NOTE 2 - SUMMARY OF SIGNIFICANT ACCOUNTING POLICIES - (Continued)**

*FIDUCIARY FUNDS*

Fiduciary fund reporting focuses on net position and changes in net position. The fiduciary fund category is split into four classifications: pension trust funds, investment trust funds, private-purpose trust funds and agency funds. Trust funds are used to account for assets held by the District under a trust agreement for individuals, private organizations, or other governments and are therefore not available to support the District's own programs. The District's only trust fund is a private-purpose trust which accounts for scholarship programs for students. Agency funds are custodial in nature (assets equal liabilities) and do not involve measurement of results of operations. The District's agency fund accounts for student activities.

**C. Basis of Presentation and Measurement Focus**

Government-wide Financial Statements - The statement of net position and the statement of activities display information about the District as a whole. These statements include the financial activities of the primary government, except for fiduciary funds.

The government-wide statement of activities presents a comparison between direct expenses and program revenues for each function or program of the governmental activities of the District. Direct expenses are those that are specifically associated with a service, program or department and therefore clearly identifiable to a particular function. Program revenues include amounts paid by the recipient of goods or services offered by the program and grants and contributions that are restricted to meeting the operational or capital requirements of a particular program. Revenues not classified as program revenues are presented as general revenues of the District.

The government-wide financial statements are prepared using the economic resources measurement focus. All assets and deferred outflows of resources and all liabilities and deferred inflows of resources associated with the operation of the District are included on the statement of net position.

Fund Financial Statements - Fund financial statements report detailed information about the District. The focus of governmental fund financial statements is on major funds rather than reporting funds by type. Each major fund is presented in a separate column, and all nonmajor funds are aggregated into one column. The internal service fund is presented in a single column on the face of the proprietary fund statements. Fiduciary funds are reported by fund type.

All governmental funds are accounted for using a flow of current financial resources measurement focus. With this measurement focus, only current assets and deferred outflows of resources and current liabilities and deferred inflows of resources generally are included on the balance sheet. The statement of revenues, expenditures and changes in fund balances reports on the sources (i.e., revenues and other financing sources) and uses (i.e., expenditures and other financing uses) of current financial resources. This approach differs from the manner in which the governmental activities of the government-wide financial statements are prepared. Governmental fund financial statements therefore include a reconciliation with brief explanations to better identify the relationship between the government-wide statements and the statements for governmental funds.

**MAPLETON LOCAL SCHOOL DISTRICT  
ASHLAND COUNTY, OHIO**

**NOTES TO THE BASIC FINANCIAL STATEMENTS  
FOR THE FISCAL YEAR ENDED JUNE 30, 2016**

**NOTE 2 - SUMMARY OF SIGNIFICANT ACCOUNTING POLICIES - (Continued)**

The private-purpose trust fund is reported using the economic resources measurement focus. Agency funds do not report a measurement focus as they do not report operations.

**D. Basis of Accounting**

Basis of accounting determines when transactions are recorded in the financial records and reported on the financial statements. Government-wide financial statements are prepared using the accrual basis of accounting. Governmental funds use the modified accrual basis of accounting. Proprietary and fiduciary funds also use the accrual basis of accounting.

*Revenues - Exchange and Nonexchange Transactions* - Revenue resulting from exchange transactions, in which each party gives and receives essentially equal value, are recorded on the accrual basis when the exchange takes place. On a modified accrual basis, revenue is recorded in the fiscal year in which the resources are measurable and become available. Available means that the resources will be collected within the current fiscal year or are expected to be collected soon enough thereafter to be used to pay liabilities of the current fiscal year. For the District, available means expected to be received within sixty days of fiscal year end.

Nonexchange transactions, in which the District receives value without directly giving equal value in return, include property taxes, grants, entitlements and donations. On an accrual basis, revenue from property taxes is recognized in the fiscal year for which the taxes are levied (See Note 6).

Revenue from grants, entitlements and donations is recognized in the fiscal year in which all eligibility requirements have been satisfied. Eligibility requirements include timing requirements, which specify the year when the resources are required to be used or the fiscal year when use is first permitted, matching requirements, in which the District must provide local resources to be used for a specified purpose, and expenditure requirements, in which the resources are provided to the District on a reimbursement basis. On a modified accrual basis, revenue from nonexchange transactions must also be available before it can be recognized.

Under the modified accrual basis, the following revenue sources are considered to be both measurable and available at fiscal year end: property taxes available as an advance, interest, tuition, grants, student fees and rentals.

*Deferred Outflows of Resources and Deferred Inflows of Resources* - In addition to assets, the government-wide statement of net position will report a separate section for deferred outflows of resources. Deferred outflows of resources, represents a consumption of net position that applies to a future period and will not be recognized as an outflow of resources (expense/expenditure) until then. For the District, See Note 12 for deferred outflows of resources related the District's net pension liability. In addition, deferred outflows of resources include a deferred charge on debt refunding. A deferred charge on refunding results from the difference in the carrying value of refunded debt and its reacquisition price. This amount is deferred and amortized over the shorter of the life of the refunded or refunding debt.

**MAPLETON LOCAL SCHOOL DISTRICT  
ASHLAND COUNTY, OHIO**

**NOTES TO THE BASIC FINANCIAL STATEMENTS  
FOR THE FISCAL YEAR ENDED JUNE 30, 2016**

**NOTE 2 - SUMMARY OF SIGNIFICANT ACCOUNTING POLICIES - (Continued)**

In addition to liabilities, both the government-wide statement of net position and the governmental fund financial statements report a separate section for deferred inflows of resources. Deferred inflows of resources represent an acquisition of net position that applies to a future period and will not be recognized as an inflow of resources (revenue) until that time. For the District, deferred inflows of resources include property taxes and unavailable revenue. Property taxes represent amounts for which there is an enforceable legal claim as of June 30, 2016, but which were levied to finance fiscal year 2017 operations. These amounts have been recorded as a deferred inflow of resources on both the government-wide statement of net position and the governmental fund financial statements. Unavailable revenue is reported only on the governmental funds balance sheet, and represents unavailables which will not be collected within the available period. For the District unavailable revenue includes, but is not limited to, delinquent property taxes and intergovernmental grants. These amounts are deferred and recognized as an inflow of resources in the period the amounts become available.

For the District, See Note 12 for deferred inflows of resources related to the District's net pension liability. This deferred inflow of resources is only reported on the government-wide statement of net position.

*Expenses/Expenditures* - On the accrual basis of accounting, expenses are recognized at the time they are incurred. The entitlement value of donated commodities used during the year is reported in the statement of revenues, expenditures and changes in fund balances as an expenditure with a like amount reported as intergovernmental revenue.

The measurement focus of governmental fund accounting is on decreases in net financial resources (expenditures) rather than expenses. Expenditures are generally recognized in the accounting period in which the related fund liability is incurred, if measurable. Allocations of cost, such as depreciation and amortization, are not recognized in governmental funds.

**E. Budgets**

The District is required by State statute to adopt an annual appropriated cash basis budget for all funds, except agency funds. The specific timetable for fiscal year 2016 is as follows:

1. Prior to January 15, the Superintendent and Treasurer submit to the Board of Education a proposed operating budget for the fiscal year commencing the following July 1. The budget includes proposed expenditures and the means of financing for all funds. Public hearings are publicized and conducted to obtain taxpayers' comments. The purpose of this budget document is to reflect the need for existing (or increased) tax rates.
2. By no later than January 20, the Board-adopted budget is filed with the Ashland County Budget Commission for tax rate determination.

**MAPLETON LOCAL SCHOOL DISTRICT  
ASHLAND COUNTY, OHIO**

**NOTES TO THE BASIC FINANCIAL STATEMENTS  
FOR THE FISCAL YEAR ENDED JUNE 30, 2016**

**NOTE 2 - SUMMARY OF SIGNIFICANT ACCOUNTING POLICIES - (Continued)**

3. Prior to April 1, the Board of Education accepts, by formal resolution, the tax rates as determined by the Budget Commission and receives the Commission's certificate of estimated resources which states the projected revenue of each fund. Prior to July 1, the District must revise its budget so that total contemplated expenditures from any fund during the ensuing year will not exceed the amount stated in the certificate of estimated resources. The revised budget then serves as a basis for the appropriation measure. On or about July 1, the certificate is amended to include any unencumbered balances from the preceding year as reported by the District Treasurer. The certificate may be further amended during the year if projected increases or decreases in revenue are identified by the District Treasurer. The budget figures, as shown in the accompanying budgetary statement, reflect the amounts set forth in the original and final certificate of estimated resources issued for fiscal year 2016.
4. By July 1, the annual appropriation resolution is legally enacted by the Board of Education at the fund level of expenditures, which is the legal level of budgetary control. State statute permits a temporary appropriation to be effective until no later than October 1 of each year. Although the legal level of budgetary control was established at the fund level of expenditures, the District has elected to present budgetary statement comparisons at the fund and function level of expenditures. Resolution appropriations by fund must be within the estimated resources as certified by the County Budget Commission and the total of expenditures may not exceed the appropriation totals.
5. Any revisions that alter the total of any fund appropriation must be approved by the Board of Education.
6. Formal budgetary integration is employed as a management control device during the year for all funds consistent with the general obligation bond indenture and other statutory provisions.
7. Appropriation amounts are as originally adopted, or as amended by the Board of Education through the year by supplemental appropriations, which either reallocated or increased the original appropriated amounts. All supplemental appropriations were legally enacted by the Board prior to June 30, 2016; however, none of these amendments were significant. The budget figures, as shown in the accompanying budgetary statement, reflect the original and final appropriation amounts including all amendments and modifications.
8. Unencumbered appropriations lapse at year end. Encumbered appropriations are carried forward to the succeeding fiscal year and need not be reappropriated. Expenditures may not legally exceed budgeted appropriations at the fund level.

**F. Cash and Investments**

To improve cash management, cash received by the District, other than with fiscal and escrow agent, is pooled in a central bank account. Monies for all funds are maintained in this pool. Individual fund integrity is maintained through the District's records. Each fund's interest in the pool is presented as "equity in pooled cash and cash equivalents" on the basic financial statements.

During fiscal year 2016, investments were limited to investments in the State Treasury Asset Reserve Ohio (STAR Ohio). Except for nonparticipating investment contracts, investments are reported at fair value, which is based on quoted market prices.

**MAPLETON LOCAL SCHOOL DISTRICT  
ASHLAND COUNTY, OHIO**

**NOTES TO THE BASIC FINANCIAL STATEMENTS  
FOR THE FISCAL YEAR ENDED JUNE 30, 2016**

**NOTE 2 - SUMMARY OF SIGNIFICANT ACCOUNTING POLICIES - (Continued)**

STAR Ohio is an investment pool managed by the State Treasurer's Office which allows governments within the State to pool their funds for investment purposes. STAR Ohio is not registered with the SEC as an investment company, but does operate in a manner consistent with Rule 2a7 of the Investment Company Act of 1940. Investments in STAR Ohio are valued at STAR Ohio's shares price which is the price the investment could be sold for on June 30, 2016.

Under existing Ohio statutes all investment earnings are assigned to the general fund unless statutorily required to be credited to a specific fund or by policy of the Board of Education. Investment earnings are assigned to the general fund, public school fund, classroom construction fund, and self insurance fund. Interest revenue credited to the general fund during fiscal year 2016 amounted to \$4,760, which includes \$691 assigned from other District funds.

For presentation on the basic financial statements, investments of the cash management pool and investments with original maturities of three months or less at the time they are purchased by the District are considered to be cash equivalents. Investments with an initial maturity of more than three months are reported as investments.

An analysis of the District's investment account at year end is provided in Note 4.

**G. Inventory**

On government-wide and fund financial statements, purchased inventories are presented at the lower of cost or market and donated commodities are presented at their entitlement value. Inventories are recorded on a first-in, first-out basis and are expensed/expended when used. Inventories are accounted for using the consumption method.

Inventory consists of expendable supplies held for consumption, donated food and purchased food.

**H. Capital Assets**

General capital assets are those related to governmental activities. These assets generally result from expenditures in the governmental funds. These assets are reported in the governmental activities column of the government-wide statement of net position, but are not reported in the fund financial statements.

All capital assets are capitalized at cost (or estimated historical cost) and updated for additions and disposals during the year. Donated capital assets are recorded at their fair market values as of the date received. The District's capitalization threshold is \$5,000. Improvements are capitalized; the costs of normal maintenance and repairs that do not add to the value of the asset or materially extend an asset's life are not. The District does not possess infrastructure.

**MAPLETON LOCAL SCHOOL DISTRICT  
ASHLAND COUNTY, OHIO**

NOTES TO THE BASIC FINANCIAL STATEMENTS  
FOR THE FISCAL YEAR ENDED JUNE 30, 2016

**NOTE 2 - SUMMARY OF SIGNIFICANT ACCOUNTING POLICIES - (Continued)**

All reported capital assets, except land, are depreciated. Improvements are depreciated over the remaining useful lives of the related capital assets. Depreciation is computed using the straight-line method over the following useful lives:

<u>Description</u>	Governmental Activities <u>Estimated Lives</u>
Land improvements	20 years
Buildings and improvements	20 - 50 years
Furniture and equipment	5 - 20 years
Vehicles	8 years

**I. Interfund Balances**

On fund financial statements, receivables and payables resulting from short-term interfund loans are classified as “interfund loans receivables/payables” and “due to/due from other funds”. These amounts are eliminated in the governmental activities column on the statement of net position.

**J. Compensated Absences**

Compensated absences of the District consist of vacation leave and sick leave liability to the extent that payments to the employee for these absences are attributable to services already rendered and are not contingent on a specific event that is outside the control of the District and the employee.

In accordance with the provisions of GASB Statement No. 16, “Accounting for Compensated Absences”, a liability for vacation leave is accrued if a) the employees’ rights to payment are attributable to services already rendered; and b) it is probable that the employer will compensate the employees for the benefits through paid time off or other means, such as cash payment at termination or retirement. An accrual for sick leave is made to the extent that it is probable that the benefits will result in termination (severance) payments. A liability for sick leave is accrued using the vesting method; i.e., the liability is based on the sick leave accumulated at June 30, 2016, by those employees who are currently eligible to receive termination (severance) payments, as well as those employees expected to become eligible in the future. For purposes of establishing a liability for sick leave on employees expected to become eligible to retire in the future, all employees with at least five years of service were considered expected to become eligible to retire in accordance with GASB Statement No. 16.

The total liability for vacation and sick leave payments has been calculated using pay rates in effect at June 30, 2016 and reduced to the maximum payment allowed by labor contract and/or statute, plus any applicable additional salary related payments.

The entire compensated absence liability is reported on the government-wide financial statements.

**MAPLETON LOCAL SCHOOL DISTRICT  
ASHLAND COUNTY, OHIO**

NOTES TO THE BASIC FINANCIAL STATEMENTS  
FOR THE FISCAL YEAR ENDED JUNE 30, 2016

**NOTE 2 - SUMMARY OF SIGNIFICANT ACCOUNTING POLICIES - (Continued)**

**K. Accrued Liabilities and Long-Term Obligations**

All payables, accrued liabilities and long-term obligations are reported in the government-wide financial statements.

In general, governmental fund payables and accrued liabilities that, once incurred, are paid in a timely manner and in full from current financial resources, are reported as obligations of the funds. However, claims and judgments, net pension liability and compensated absences that will be paid from governmental funds are reported as a liability in the fund financial statements only to the extent that they are due for payment during the current year.

**L. Fund Balance**

Fund balance is divided into five classifications based primarily on the extent to which the District is bound to observe constraints imposed upon the use of the resources in the governmental funds. The classifications are as follows:

*Nonspendable* - The nonspendable fund balance classification includes amounts that cannot be spent because they are not in spendable form or legally required to be maintained intact. The “not in spendable form” criterion includes items that are not expected to be converted to cash. It also includes the long-term amount of loans receivable.

*Restricted* - Fund balance is reported as restricted when constraints are placed on the use of resources that are either externally imposed by creditors (such as through debt covenants), grantors, contributors, or laws or regulations of other governments, or imposed by law through constitutional provisions or enabling legislation.

*Committed* - The committed fund balance classification includes amounts that can be used only for the specific purposes imposed by a formal action (resolution) of the District Board of Education (the highest level of decision making authority). Those committed amounts cannot be used for any other purpose unless the District Board of Education removes or changes the specified use by taking the same type of action (resolution) it employed to previously commit those amounts. Committed fund balance also incorporates contractual obligations to the extent that existing resources in the fund have been specifically committed for use in satisfying those contractual requirements.

*Assigned* - Amounts in the assigned fund balance classification are intended to be used by the District for specific purposes but do not meet the criteria to be classified as restricted nor committed. In governmental funds other than the general fund, assigned fund balance represents the remaining amount that is not restricted or committed. In the general fund, assigned amounts represent intended uses established by policies of the District Board of Education, which includes giving the Treasurer the authority to constrain monies for intended purposes.

*Unassigned* - Unassigned fund balance is the residual classification for the general fund and includes all spendable amounts not contained in the other classifications. In other governmental funds, the unassigned classification is only used to report a deficit fund balance resulting from overspending for specific purposes for which amounts had been restricted, committed, or assigned.



**MAPLETON LOCAL SCHOOL DISTRICT  
ASHLAND COUNTY, OHIO**

**NOTES TO THE BASIC FINANCIAL STATEMENTS  
FOR THE FISCAL YEAR ENDED JUNE 30, 2016**

**NOTE 2 - SUMMARY OF SIGNIFICANT ACCOUNTING POLICIES - (Continued)**

The District applies restricted resources first when expenditures are incurred for purposes for which restricted and unrestricted (committed, assigned, and unassigned) fund balance is available. Similarly, within unrestricted fund balance, committed amounts are reduced first followed by assigned, and then unassigned amounts when expenditures are incurred for purposes for which amounts in any of the unrestricted fund balance classifications could be used.

**M. Net Position**

Net position represents the difference between assets and deferred outflows and liabilities and deferred inflows. The net position component “net investment in capital assets,” consists of capital assets, net of accumulated depreciation, reduced by the outstanding balances of any borrowing used for the acquisition, construction or improvement of those assets. Deferred outflows of resources and deferred inflows of resources that are attributable to the acquisition, construction or improvement of those assets or related debt also should be included in this component of net position. Net position is reported as restricted when there are limitations imposed on its use either through the enabling legislation adopted by the District or through external restrictions imposed by creditors, grantors or laws or regulations of other governments.

The District applies restricted resources first when an expense is incurred for purposes for which both restricted and unrestricted net position is available.

**N. Prepayments**

Certain payments to vendors reflect the costs applicable to future accounting periods and are recorded as prepaid items in both government-wide and fund financial statements. These items are reported as assets on the balance sheet using the consumption method. A current asset for the prepaid amounts is recorded at the time of the purchase and the expenditure/expense is reported in the year in which services are consumed.

**O. Estimates**

The preparation of the basic financial statements in conformity with GAAP requires management to make estimates and assumptions that affect the amounts reported in the basic financial statements and accompanying notes. Actual results may differ from those estimates.

**P. Bond Premium and Discount/Accounting Gain or Loss**

Bond premiums are deferred and amortized over the term of the bonds using the straight-line method, which approximates the effective interest method. Bond premiums are presented as an addition to the face amount of the bonds.

**MAPLETON LOCAL SCHOOL DISTRICT  
ASHLAND COUNTY, OHIO**

**NOTES TO THE BASIC FINANCIAL STATEMENTS  
FOR THE FISCAL YEAR ENDED JUNE 30, 2016**

**NOTE 2 - SUMMARY OF SIGNIFICANT ACCOUNTING POLICIES - (Continued)**

For bond refundings resulting in the defeasance of debt reported in the government-wide financial statements, the difference between the reacquisition price and the net carrying amount of the old debt is deferred and amortized as a component of interest expense. This accounting gain or loss is amortized over the remaining life of the old debt or the life of the new debt, whichever is shorter and is presented as a deferred outflow of resources on the statement of net position.

On the governmental fund financial statements and statement of activities bond premiums are recognized in the current period. A reconciliation between the bonds face value and the amount reported on the statement of net position is presented in Note 9.A.

**Q. Interfund Activity**

Transfers between governmental activities on the government-wide statements are reported in the same manner as general revenues.

Exchange transactions between funds are reported as revenues in the seller funds and as expenditures/expenses in the purchaser funds. Flows of cash or goods from one fund to another without a requirement for repayment are reported as interfund transfers. Interfund transfers are reported as other financing sources/uses in governmental funds and after nonoperating revenues/expenses in proprietary fund. Repayments from funds responsible for particular expenditures/expenses to the funds that initially paid for them are not presented on the basic financial statements.

**R. Extraordinary and Special Items**

Extraordinary items are transactions or events that are both unusual in nature and infrequent in occurrence. Special items are transactions or events that are within the control of the Board of Education and that are either unusual in nature or infrequent in occurrence. During fiscal year 2016, the District had neither type of transaction.

**S. Pensions**

For purposes of measuring the net pension liability, deferred outflows of resources and deferred inflows of resources related to pensions, and pension expense, information about the fiduciary net position of the pension plans and additions to/deductions from their fiduciary net position have been determined on the same basis as they are reported by the pension systems. For this purpose, benefit payments (including refunds of employee contributions) are recognized when due and payable in accordance with the benefit terms. The pension systems report investments at fair value.

**MAPLETON LOCAL SCHOOL DISTRICT  
ASHLAND COUNTY, OHIO**

**NOTES TO THE BASIC FINANCIAL STATEMENTS  
FOR THE FISCAL YEAR ENDED JUNE 30, 2016**

**NOTE 3 - ACCOUNTABILITY AND COMPLIANCE**

**A. Change in Accounting Principles**

For fiscal year 2016, the District has implemented GASB Statement No. 72, "Fair Value Measurement and Application", GASB Statement No. 73 "Accounting and Financial Reporting for Pensions and Related Assets That Are Not within the Scope of GASB Statement 68, and Amendments to Certain Provisions of GASB Statements 67 and 68", GASB Statement No. 76, "The Hierarchy of Generally Accepted Accounting Principles for State and Local Governments", and GASB Statement No. 79, "Certain External Investment Pools and Pool Participants".

GASB Statement No. 72 addresses accounting and financial reporting issues related to fair value measurement. This Statement also provides guidance for applying fair value to certain investments and disclosures related to all fair value measurements. The implementation of GASB Statement No. 72 did not have an effect on the financial statements of the District.

GASB Statement No. 73 improves the usefulness of information about pensions included in the general purposes external financial reports of state and local governments for making decisions and assessing accountability. The implementation of GASB Statement No. 73 did not have an effect on the financial statements of the District.

GASB Statement No. 76 identifies - in the context of the current governmental financial reporting environment - the hierarchy of generally accepted accounting principles (GAAP). This Statement reduces the GAAP hierarchy to two categories of authoritative GAAP and addresses the use of authoritative and nonauthoritative literature in the event that the accounting treatment for a transaction or other event is not specified within a source of authoritative GAAP. The implementation of GASB Statement No. 76 did not have an effect on the financial statements of the District.

GASB Statement No. 79 establishes criteria for an external investment pool to qualify for making the election to measure all of its investments at amortized cost for financial reporting purposes. The implementation of GASB Statement No. 79 did not have an effect on the financial statements of the District.

**B. Deficit Fund Balances**

Fund balances at June 30, 2016 included the following individual fund deficits:

<u>Nonmajor funds</u>	<u>Deficit</u>
Food Service	\$ 134,092
IDEA Part B	8,572
Improving Teacher Quality	5,204

The general fund is liable for any deficit in these funds and provides transfers when cash is required, not when accruals occur. The deficit fund balances resulted from adjustments for accrued liabilities.

**MAPLETON LOCAL SCHOOL DISTRICT  
ASHLAND COUNTY, OHIO**

**NOTES TO THE BASIC FINANCIAL STATEMENTS  
FOR THE FISCAL YEAR ENDED JUNE 30, 2016**

**NOTE 4 - DEPOSITS AND INVESTMENTS**

State statutes classify monies held by the District into three categories.

Active deposits are public deposits necessary to meet current demands on the treasury. Such monies must be maintained either as cash in the District treasury, in commercial accounts payable or withdrawable on demand, including negotiable order of withdrawal (NOW) accounts, or in money market deposit accounts.

Inactive deposits are public deposits that the Board of Education has identified as not required for use within the current five year period of designation of depositories. Inactive deposits must either be evidenced by certificates of deposit maturing not later than the end of the current period of designation of depositories, or by savings or deposit accounts including, but not limited to, passbook accounts.

Interim deposits are deposits of interim monies. Interim monies are those monies which are not needed for immediate use, but which will be needed before the end of the current period of designation of depositories.

Interim deposits must be evidenced by time certificates of deposit maturing not more than one year from the date of deposit or by savings or deposit accounts including passbook accounts.

Interim monies may be deposited or invested in the following securities:

1. United States Treasury Notes, Bills, Bonds, or any other obligation or security issued by the United States Treasury or any other obligation guaranteed as to principal and interest by the United States;
2. Bonds, notes, debentures, or any other obligations or securities issued by any federal government agency or instrumentality, including, but not limited to, the Federal National Mortgage Association, Federal Home Loan Bank, Federal Farm Credit Bank, Federal Home Loan Mortgage Corporation, Government National Mortgage Association, and Student Loan Marketing Association. All federal agency securities shall be direct issuances of federal government agencies or instrumentalities;
3. Written repurchase agreements in the securities listed above provided that the market value of the securities subject to the repurchase agreement must exceed the principal value of the agreement by at least two percent and be marked to market daily, and that the term of the agreement must not exceed thirty days;
4. Bonds and other obligations of the State of Ohio;
5. No-load money market mutual funds consisting exclusively of obligations described in items (1) and (2) above and repurchase agreements secured by such obligations, provided that investments in securities described in this division are made only through eligible institutions;
6. The State Treasurer's investment pool State Treasury Asset Reserve of Ohio (STAR Ohio);
7. Certain banker's acceptance and commercial paper notes for a period not to exceed one-hundred-eighty days from the purchase date in an amount not to exceed twenty-five percent of the interim monies available for investment at any one time; and,
8. Under limited circumstances, corporate debt interests rated in either of the two highest classifications by at least two nationally recognized rating agencies.

**MAPLETON LOCAL SCHOOL DISTRICT  
ASHLAND COUNTY, OHIO**

**NOTES TO THE BASIC FINANCIAL STATEMENTS  
FOR THE FISCAL YEAR ENDED JUNE 30, 2016**

**NOTE 4 - DEPOSITS AND INVESTMENTS - (Continued)**

Protection of the District's deposits is provided by the Federal Deposit Insurance Corporation (FDIC), by eligible securities pledged by the financial institution as security for repayment, by surety company bonds deposited with the Treasurer by the financial institution or by a single collateral pool established by the financial institution to secure the repayment of all public monies deposited with the institution.

Investments in stripped principal or interest obligations, reverse repurchase agreements and derivatives are prohibited. The issuance of taxable notes for the purpose of arbitrage, the use of leverage and short selling are also prohibited. An investment must mature within five years from the date of purchase unless matched to a specific obligation or debt of the District, and must be purchased with the expectation that it will be held to maturity. Investments may only be made through specified dealers and institutions. Payment for investments may be made only upon delivery of the securities representing the investments to the Treasurer or, if the securities are not represented by a certificate, upon receipt of confirmation of transfer from the custodian.

**A. Cash on Hand**

At June 30, 2016, the District had \$90 in undeposited cash on hand, which is included on the basic financial statements of the District as part of "equity in pooled cash and cash equivalents".

**B. Deposits with Financial Institutions**

At June 30, 2016, the carrying amount of all District deposits was \$487,613. Based on the criteria described in GASB Statement No. 40, "Deposits and Investment Risk Disclosures", as of June 30, 2016, \$301,075 of the District's bank balance of \$551,075 was exposed to custodial risk as discussed below, while \$250,000 was covered by the FDIC.

Custodial credit risk is the risk that, in the event of bank failure, the District's deposits may not be returned. All deposits are collateralized with eligible securities in amounts equal to at least 105% of the carrying value of the deposits. Such collateral, as permitted by the Ohio Revised Code, is held in single financial institution collateral pools at Federal Reserve Banks, or at member banks of the federal reserve system, in the name of the respective depository bank and pledged as a pool of collateral against all of the public deposits it holds or as specific collateral held at the Federal Reserve Bank in the name of the District. The District has no deposit policy for custodial credit risk beyond the requirements of State statute. Although the securities were held by the pledging institutions' trust department and all statutory requirements for the deposit of money had been followed, noncompliance with federal requirements could potentially subject the District to a successful claim by the FDIC.

**MAPLETON LOCAL SCHOOL DISTRICT  
ASHLAND COUNTY, OHIO**

NOTES TO THE BASIC FINANCIAL STATEMENTS  
FOR THE FISCAL YEAR ENDED JUNE 30, 2016

**NOTE 4 - DEPOSITS AND INVESTMENTS - (Continued)**

**C. Investments**

As of June 30, 2016, the District had the following investments and maturities:

<u>Investment type</u>	<u>Fair Value</u>	<u>Investment Maturities</u> 6 months or less
STAR Ohio	<u>\$ 2,488,177</u>	<u>\$ 2,488,177</u>

*Interest Rate Risk:* As a means of limiting its exposure to fair value losses arising from rising interest rates and according to State law, the District's investment policy limits investment portfolio maturities to five years or less.

*Custodial Credit Risk:* For an investment, custodial credit risk is the risk that, in the event of the failure of the counterparty, the District will not be able to recover the value of its investment or collateral securities that are in the possession of an outside party. The District's investment policy does not specifically address custodial credit risk beyond the adherence to all relevant sections of the Ohio Revised Code.

*Credit Risk:* Standard & Poor's has assigned STAR Ohio an AAAM money market rating.

*Concentration of Credit Risk:* The District places no limit on the amount that may be invested in any one issuer. The following table includes the percentage of each investment type held by the District at June 30, 2016:

<u>Investment type</u>	<u>Fair Value</u>	<u>% to Total</u>
STAR Ohio	<u>\$ 2,488,177</u>	<u>100.00</u>

**D. Reconciliation of Cash and Investments to the Statement of Net Position**

The following is a reconciliation of cash and investments as reported in the note above to cash and investments as reported on the statement of net position as of June 30, 2016:

<u>Cash and investments per note</u>	
Carrying amount of deposits	487,613
Investments	2,488,177
Cash with escrow agent	<u>90</u>
Total	<u>\$ 2,975,880</u>
 <u>Cash and investments per statement of net position</u>	
Governmental activities	\$ 2,920,643
Private purpose fund	7,198
Agency funds	<u>48,039</u>
Total	<u>\$ 2,975,880</u>

**MAPLETON LOCAL SCHOOL DISTRICT  
ASHLAND COUNTY, OHIO**

NOTES TO THE BASIC FINANCIAL STATEMENTS  
FOR THE FISCAL YEAR ENDED JUNE 30, 2016

**NOTE 5 - INTERFUND TRANSACTIONS**

Interfund loans receivable/payable consisted of the following at June 30, 2016, as reported on the fund statements:

<u>Receivable fund</u>	<u>Payable fund</u>	<u>Amount</u>
General fund	Nonmajor governmental fund	<u>\$ 126,173</u>

This interfund balance will be repaid once the anticipated revenues are received. All interfund balances are expected to be repaid within one year.

**NOTE 6 - PROPERTY TAXES**

Property taxes are levied and assessed on a calendar year basis while the District fiscal year runs from July through June. First half tax collections are received by the District in the second half of the fiscal year. Second half tax distributions occur in the first half of the following fiscal year.

Property taxes include amounts levied against all real property and public utility property. Real property tax revenues received in calendar year 2016 represent the collection of calendar year 2015 taxes. Real property taxes received in calendar year 2016 were levied after April 1, 2015, on the assessed values as of January 1, 2015, the lien date. Assessed values for real property taxes are established by State statute at 35 percent of appraised market value. Real property taxes are payable annually or semiannually. If paid annually, payment is due December 31; if paid semiannually, the first payment is due December 31, with the remainder payable by June 20. Under certain circumstances, State statute permits alternate payment dates to be established. Public utility property tax revenues received in calendar year 2016 represent the collection of calendar year 2015 taxes. Public utility real and personal property taxes received in calendar year 2016 became a lien on December 31, 2014, were levied after April 1, 2015, and are collected with real property taxes. Public utility real property is assessed at 35 percent of true value; public utility tangible personal property is currently assessed at varying percentages of true value.

The District receives property taxes from Ashland and Lorain Counties. The County Auditors periodically advances to the District its portion of the taxes collected. Second-half real property tax payments collected by the County by June 30, 2016, are available to finance fiscal year 2016 operations. The amount available as an advance at June 30, 2016 was \$629,014 in the general fund, \$81,437 in the bond retirement fund, \$56,265 in the permanent improvement fund and \$15,221 in the classroom facilities maintenance fund. This amount is recorded as revenue. The amount available for advance at June 30, 2015 was \$575,512 in the general fund, \$75,568 in the bond retirement fund, \$46,772 in the permanent improvement fund and \$9,620 in the classroom facilities and maintenance fund. The amount of second-half real property taxes available for advance at fiscal year-end can vary based on the date the tax bills are sent.

**MAPLETON LOCAL SCHOOL DISTRICT  
ASHLAND COUNTY, OHIO**

NOTES TO THE BASIC FINANCIAL STATEMENTS  
FOR THE FISCAL YEAR ENDED JUNE 30, 2016

**NOTE 6 - PROPERTY TAXES – (Continued)**

Accrued property taxes receivable includes real property, public utility property and delinquent tangible personal property taxes which are measurable as of June 30, 2016 and for which there is an enforceable legal claim. Although total property tax collections for the next fiscal year are measurable, only the amount of real property taxes available as an advance at June 30 was levied to finance current fiscal year operations and is reported as revenue at fiscal year end. The portion of the receivable not levied to finance current fiscal year operations is offset by a credit to deferred inflows.

On the accrual basis of accounting, collectible delinquent property taxes have been recorded as a receivable and revenue, while on a modified accrual basis of accounting the revenue has been reported as a deferred inflow.

The assessed values upon which the fiscal year 2016 taxes were collected are:

	2015 Second Half Collections		2016 First Half Collections	
	<u>Amount</u>	<u>Percent</u>	<u>Amount</u>	<u>Percent</u>
Agricultural/residential and other real estate	\$ 135,275,190	94.03	\$ 135,831,640	93.86
Public utility personal	<u>8,584,820</u>	<u>5.97</u>	<u>8,884,320</u>	<u>6.14</u>
<b>Total</b>	<u>\$ 143,860,010</u>	<u>100.00</u>	<u>\$ 144,715,960</u>	<u>100.00</u>
Tax rate per \$1,000 of assessed valuation	\$ 48.60		\$ 48.35	

**NOTE 7 - RECEIVABLES**

Receivables at June 30, 2016 consisted of taxes and intergovernmental grants and entitlements. All receivables are considered collectible in full due to the ability to foreclose for the nonpayment of taxes, the stable condition of State programs and the current year guarantee of federal funds. A summary of the principal items of receivables reported on the statement of net position follows:

**Governmental activities:**

Taxes	\$ 3,528,326
Intergovernmental	<u>65,220</u>
<b>Total</b>	<u>\$ 3,593,546</u>

Receivables have been disaggregated on the face of the basic financial statements. All receivables are expected to be collected within the subsequent year.



**MAPLETON LOCAL SCHOOL DISTRICT  
ASHLAND COUNTY, OHIO**

NOTES TO THE BASIC FINANCIAL STATEMENTS  
FOR THE FISCAL YEAR ENDED JUNE 30, 2016

**NOTE 8 - CAPITAL ASSETS**

Capital asset activity for the fiscal year ended June 30, 2016, was as follows:

	Balance			Balance
	<u>June 30, 2015</u>	<u>Additions</u>	<u>Disposals</u>	<u>June 30, 2016</u>
<b>Governmental activities:</b>				
<i>Capital assets, not being depreciated:</i>				
Land	\$ 177,800	\$ -	\$ -	\$ 177,800
Total capital assets, not being depreciated	<u>177,800</u>	<u>-</u>	<u>-</u>	<u>177,800</u>
<i>Capital assets, being depreciated:</i>				
Land improvements	2,738,210	-	-	2,738,210
Buildings and improvements	19,791,616	22,257	-	19,813,873
Furniture and equipment	641,133	13,088	-	654,221
Vehicles	1,074,428	147,360	(220,002)	1,001,786
Total capital assets, being depreciated	<u>24,245,387</u>	<u>182,705</u>	<u>(220,002)</u>	<u>24,208,090</u>
<i>Less: accumulated depreciation:</i>				
Land improvements	(1,629,304)	(116,116)	-	(1,745,420)
Buildings and improvements	(7,709,128)	(610,839)	-	(8,319,967)
Furniture and equipment	(435,606)	(30,732)	-	(466,338)
Vehicles	(878,216)	(62,096)	220,002	(720,310)
Total accumulated depreciation	<u>(10,652,254)</u>	<u>(819,783)</u>	<u>220,002</u>	<u>(11,252,035)</u>
Governmental activities capital assets, net	<u>\$ 13,770,933</u>	<u>\$ (637,078)</u>	<u>\$ -</u>	<u>\$ 13,133,855</u>

Depreciation expense was charged to governmental functions as follows:

<u>Instruction:</u>	
Regular	\$ 702,610
Special	3,080
Vocational	1,410
<u>Support services:</u>	
Instructional staff	315
Operations and maintenance	44,318
Pupil transportation	53,200
Central	973
Extracurricular activities	4,766
Food service operations	<u>9,111</u>
Total depreciation expense	<u>\$ 819,783</u>

**MAPLETON LOCAL SCHOOL DISTRICT  
ASHLAND COUNTY, OHIO**

NOTES TO THE BASIC FINANCIAL STATEMENTS  
FOR THE FISCAL YEAR ENDED JUNE 30, 2016

**NOTE 9 - LONG-TERM OBLIGATIONS**

- A. During fiscal year 2016, the following changes occurred in governmental activities long-term obligations:

	Balance Outstanding <u>June 30, 2015</u>	<u>Additions</u>	<u>Reductions</u>	Balance Outstanding <u>June 30, 2016</u>	Amounts Due in <u>One Year</u>
<b><u>Governmental activities:</u></b>					
Classroom facilities improvements bonds	\$ 305,000	\$ -	\$ (305,000)	\$ -	\$ -
Energy conservation improvement bonds	628,334	-	(48,334)	580,000	48,334
Net Pension Liability	10,120,367	1,265,274	-	11,385,641	-
Current interest refunding bonds-series 2011	1,165,000	-	(25,000)	1,140,000	360,000
Current appreciation refunding bonds-series 2011	199,997	-	-	199,997	-
Accreted interest-series 2011	87,790	26,862	-	114,652	-
Compensated absences	<u>316,250</u>	<u>14,279</u>	<u>(95,687)</u>	<u>234,842</u>	<u>10,456</u>
Total long-term obligations, governmental activities	<u>\$ 12,822,738</u>	<u>\$ 1,306,415</u>	<u>\$ (474,021)</u>	13,655,132	<u>\$ 418,790</u>
Add: Unamortized premium on bonds				<u>56,433</u>	
Total reported on statement of net position				<u>\$ 13,711,565</u>	

Compensated Absences: Compensated absences will be paid from the fund, from which the employee salaries are paid, which for the District, is primarily the general fund and the food service fund (a nonmajor governmental fund).

Net Pension Liability: See Note 12 for details on the District's net pension liability.

- B. Classroom Facilities Improvements Bonds: On April 1, 2004, the District issued general obligation bonds to provide for the construction of school facilities. The general obligation bonds are direct obligations of the District for which its full faith, credit and resources are pledged and payable from taxes levied on all taxable property in the District. The interest rates on the bonds range from 3.4 to 5.7 percent. The bonds mature on December 1, 2019. The District refunded \$1,439,997 of these bonds during fiscal year 2011. Payments of principal and interest relating to this bond are recorded as an expenditure in the debt service fund. There were no further obligations outstanding at June 30, 2016.

**MAPLETON LOCAL SCHOOL DISTRICT  
ASHLAND COUNTY, OHIO**

NOTES TO THE BASIC FINANCIAL STATEMENTS  
FOR THE FISCAL YEAR ENDED JUNE 30, 2016

**NOTE 9 - LONG-TERM OBLIGATIONS - (Continued)**

- C. Energy Conservation Improvement Bonds: On April 1, 2013, the District issued energy conservation improvement bonds to control and reduce energy consumption. The energy conservation improvement bonds are direct obligations of the District for which its full faith, credit and resources are pledged and payable from taxes levied on all taxable property in the District. The interest rates on the bonds are 2.75 percent. The bonds mature on December 1, 2027. Payments of principal and interest relating to these bonds are recorded as an expenditure in the permanent improvement fund (a nonmajor governmental fund).

Principal and interest requirements to retire the classroom facilities improvements bonds outstanding at June 30, 2016 are as follows:

<u>Fiscal Year Ending June 30,</u>	<u>Principal on Bonds</u>	<u>Interest on Bonds</u>	<u>Total</u>
2017	\$ 48,334	\$ 15,285	\$ 63,619
2018	48,334	13,956	62,290
2019	48,334	12,627	60,961
2020	48,334	11,298	59,632
2021	48,334	9,969	58,303
2022 - 2026	241,666	29,906	271,572
2027 - 2028	<u>96,664</u>	<u>2,659</u>	<u>99,323</u>
Total	<u>\$ 580,000</u>	<u>\$ 95,700</u>	<u>\$ 675,700</u>

- D. Series 2011 Refunding General Obligation Bonds: On May 14, 2011, the District issued general obligation bonds (Series 2011 Refunding Bonds) to currently refund the callable portion of the Series 2001 classroom facilities improvement \$1,485,000.

The refunding issue is comprised of both current interest bonds, par value \$1,285,000, and capital appreciation bonds par value \$199,997. The interest rates on the current interest bonds range from 1.40% - 4.10%. The capital appreciation bonds mature on December 1, 2019 (interest rate 9.129%) at a redemption price equal to 100% of the principal, plus accrued interest to the redemption date. The accreted value at maturity for the capital appreciation bonds is \$430,000. Total accreted interest of \$114,652 has been included in the statement of net position at June 30, 2016. Payments of principal and interest relating to this bond are recorded as an expenditure in the debt service fund.

Interest payments on the current interest bonds are due on June 1 and December 1 of each year. The final maturity stated in the issue is December 1, 2019.

The reacquisition price exceeded the net carrying amount of the old debt by \$86,442. This amount is being netted against the new debt and amortized over the remaining life of the refunded debt, which is equal to the life of the new debt issued.

**MAPLETON LOCAL SCHOOL DISTRICT  
ASHLAND COUNTY, OHIO**

**NOTES TO THE BASIC FINANCIAL STATEMENTS  
FOR THE FISCAL YEAR ENDED JUNE 30, 2016**

**NOTE 9 - LONG-TERM OBLIGATIONS - (Continued)**

	Interest Rate	Balance Outstanding June 30, 2015	Additions	Reductions	Balance Outstanding June 30, 2016	Amounts Due in One Year
Current interest refunding bonds	1.40-4.10%	\$ 1,165,000	\$ -	\$ (25,000)	\$ 1,140,000	\$ 360,000
Capital appreciation refunding bonds		199,997	-	-	199,997	-
Accreted interest		87,790	26,862	-	114,652	-
<b>Total</b>		<b>\$ 1,452,787</b>	<b>\$ 26,862</b>	<b>\$ (25,000)</b>	<b>\$ 1,454,649</b>	<b>\$ 360,000</b>

**E.** Principal and interest requirements to retire the refunding bonds outstanding at June 30, 2016, are as follows:

Fiscal Year Ending June 30,	Current Interest Bonds - Refunding 2011			Capital Appreciation Bonds - Refunding 2011		
	Principal	Interest	Total	Principal	Interest	Total
2017	\$ 360,000	\$ 32,350	\$ 392,350	\$ -	\$ -	\$ -
2018	380,000	21,700	401,700	-	-	-
2019	400,000	8,000	408,000	-	-	-
2020	-	-	-	199,997	230,003	430,000
<b>Total</b>	<b>\$ 1,140,000</b>	<b>\$ 62,050</b>	<b>\$ 1,202,050</b>	<b>\$ 199,997</b>	<b>\$ 230,003</b>	<b>\$ 430,000</b>

**F. Legal Debt Margin**

The Ohio Revised Code provides that voted net general obligation debt of the District shall never exceed 9% of the total assessed valuation of the District. The code further provides that unvoted indebtedness shall not exceed 1/10 of 1% of the property valuation of the District. The code additionally states that unvoted indebtedness related to energy conservation debt shall not exceed 9/10 of 1% of the property valuation of the District. The assessed valuation used in determining the District's legal debt margin has been modified by House Bill 530 which became effective March 30, 2006. In accordance with House Bill 530, the assessed valuation used in the District's legal debt margin calculation excluded tangible personal property used in business, telephone or telegraph property, interexchange telecommunications company property, and personal property owned or leased by a railroad company and used in railroad operations. The effects of these debt limitations at June 30, 2016, are a voted debt margin of \$12,270,360 (including available funds of \$585,921), an unvoted debt margin of \$144,716, and an unvoted energy conservation debt margin of \$722,444.

**NOTE 10 - COMPENSATED ABSENCES**

The criteria for determining vacation and sick leave benefits are derived from negotiated agreements and State laws. Classified employees working eleven or twelve months per year are entitled to an annual vacation, with pay, based on length of service in the District. Accumulated unused vacation time is paid to employees upon termination of employment. Teachers and administrators working fewer than ten months per year do not earn vacation time.

**MAPLETON LOCAL SCHOOL DISTRICT  
ASHLAND COUNTY, OHIO**

NOTES TO THE BASIC FINANCIAL STATEMENTS  
FOR THE FISCAL YEAR ENDED JUNE 30, 2016

**NOTE 10 - COMPENSATED ABSENCES - (Continued)**

Teachers, administrators, and classified employees earn sick leave at the rate of one and one-fourth days per month. Sick leave may be accumulated for an unlimited number of days. For certified and classified employees, payment is made at retirement for accumulated sick leave and is determined by taking one-fourth of the unused balance to a maximum of 46 days.

**NOTE 11 - RISK MANAGEMENT**

**A. Comprehensive**

The District maintains comprehensive insurance coverage with private carriers for liability, real property, building contents, boiler/machinery and vehicles. Vehicle policies include liability coverage for bodily injury and property damage. The following is a description of the District's insurance coverage:

<u>Coverage</u>	<u>Insurer</u>	<u>Limits of Coverage</u>	<u>Deductible</u>
General liability:	SORSA		
Each occurrence		\$ 15,000,000	\$ 0
Aggregate		17,000,000	0
Property/building and contents	SORSA	39,241,794	0
Fleet:			
Comprehensive	SORSA	Included in property	0
Collision		Included in property	0
Umbrella liability	SORSA	17,000,000	0

Settled claims have not exceeded this commercial coverage in any of the past three years. There has been no significant reduction in insurance from the prior year.

**B. Fidelity Bond**

The Treasurer is covered under a surety bond in the amount of \$50,000. All other school employees are covered on the SORSA policy for covered property up to \$100,000.

**C. Workers' Compensation**

For fiscal year 2016, the District participated in the Ohio School Boards Association Workers' Compensation Group Rating Plan (GRP), an insurance purchasing pool (Note 2.A.). The intent of the GRP is to achieve the benefit of a reduced premium for the District by virtue of its grouping and representation with other participants in the GRP. The workers' compensation experience of the participating school districts is calculated as one experience and a common premium rate is applied to all school districts in the GRP. Each participant pays its workers' compensation premium to the state based on the rate for the GRP rather than its individual rate. Participation in the GRP is limited to school districts that can meet the GRP's selection criteria. The firm of CompManagement, Inc. provides administrative, cost control and actuarial services to the GRP.

**MAPLETON LOCAL SCHOOL DISTRICT  
ASHLAND COUNTY, OHIO**

**NOTES TO THE BASIC FINANCIAL STATEMENTS  
FOR THE FISCAL YEAR ENDED JUNE 30, 2016**

**NOTE 11 - RISK MANAGEMENT - (Continued)**

**D. Employee Group Medical/Surgical, Dental and Vision Insurance**

The District provides employee medical, prescription, and dental benefits through the Ohio School Benefits Cooperative (OSBC), using the Medical Mutual network for health, dental and life insurance and the VSP network for vision insurance. This plan provides a medical plan with a \$500 family and \$250 per person deductible and a dental plan with a \$50 family and \$25 per person deductible. There are no reserve requirements.

Employees are responsible for a portion of this premium based on job classification and length of workday as outlined in their negotiated agreement. Premiums for medical coverage were \$1,578.54 per month for each employee with family coverage and \$755.51 per month for each employee with individual coverage. The premiums for dental coverage were \$70.25 per month for each employee with family coverage and \$33.29 per month for each employee with single coverage. The premium for life insurance is \$3.00 monthly for \$20,000 in coverage. The premium for vision coverage is \$19.37 per month for each employee with family coverage; \$10.80 per month for each employee with employee plus one coverage and \$7.08 per month for each employee with individual coverage. For fiscal year 2017, the District's rates decreased by an average of 1.70%.

**NOTE 12 - DEFINED BENEFIT PENSION PLANS**

*Net Pension Liability*

The net pension liability reported on the statement of net position represents a liability to employees for pensions. Pensions are a component of exchange transactions—between an employer and its employees—of salaries and benefits for employee services. Pensions are provided to an employee—on a deferred-payment basis—as part of the total compensation package offered by an employer for employee services each financial period. The obligation to sacrifice resources for pensions is a present obligation because it was created as a result of employment exchanges that already have occurred.

The net pension liability represents the District's proportionate share of each pension plan's collective actuarial present value of projected benefit payments attributable to past periods of service, net of each pension plan's fiduciary net position. The net pension liability calculation is dependent on critical long-term variables, including estimated average life expectancies, earnings on investments, cost of living adjustments and others. While these estimates use the best information available, unknowable future events require adjusting this estimate annually.

The Ohio Revised Code limits the District's obligation for this liability to annually required payments. The District cannot control benefit terms or the manner in which pensions are financed; however, the District does receive the benefit of employees' services in exchange for compensation including pension.

GASB 68 assumes the liability is solely the obligation of the employer, because (1) they benefit from employee services; and (2) State statute requires all funding to come from these employers. All contributions to date have come solely from these employers (which also includes costs paid in the form of withholdings from employees). State statute requires the pension plans to amortize unfunded liabilities within 30 years. If the amortization period exceeds 30 years, each pension plan's board must propose corrective action to the State legislature. Any resulting legislative change to benefits or funding could significantly affect the net pension liability. Resulting adjustments to the net pension liability would be effective when the changes are legally enforceable.

**MAPLETON LOCAL SCHOOL DISTRICT  
ASHLAND COUNTY, OHIO**

NOTES TO THE BASIC FINANCIAL STATEMENTS  
FOR THE FISCAL YEAR ENDED JUNE 30, 2016

**NOTE 12 - DEFINED BENEFIT PENSION PLANS - (Continued)**

The proportionate share of each plan’s unfunded benefits is presented as a long-term *net pension liability* on the accrual basis of accounting. Any liability for the contractually-required pension contribution outstanding at the end of the year is included in *pension and postemployment benefits payable* on both the accrual and modified accrual bases of accounting.

***Plan Description - School Employees Retirement System (SERS)***

Plan Description –District non-teaching employees participate in SERS, a cost-sharing multiple-employer defined benefit pension plan administered by SERS. SERS provides retirement, disability and survivor benefits, annual cost-of-living adjustments, and death benefits to plan members and beneficiaries. Authority to establish and amend benefits is provided by Ohio Revised Code Chapter 3309. SERS issues a publicly available, stand-alone financial report that includes financial statements, required supplementary information and detailed information about SERS’ fiduciary net position. That report can be obtained by visiting the SERS website at [www.ohsers.org](http://www.ohsers.org) under Employers/Audit Resources.

Age and service requirements for retirement are as follows:

	Eligible to Retire on or before August 1, 2017 *	Eligible to Retire after August 1, 2017
Full Benefits	Any age with 30 years of service credit	Age 67 with 10 years of service credit; or Age 57 with 30 years of service credit
Actuarially Reduced Benefits	Age 60 with 5 years of service credit Age 55 with 25 years of service credit	Age 62 with 10 years of service credit; or Age 60 with 25 years of service credit

\* Members with 25 years of service credit as of August 1, 2017, will be included in this plan.

Annual retirement benefits are calculated based on final average salary multiplied by a percentage that varies based on year of service; 2.2 percent for the first thirty years of service and 2.5 percent for years of service credit over 30. Final average salary is the average of the highest three years of salary.

One year after an effective benefit date, a benefit recipient is entitled to a three percent cost-of-living adjustment (COLA). This same COLA is added each year to the base benefit amount on the anniversary date of the benefit.

Funding Policy – Plan members are required to contribute 10 percent of their annual covered salary and the District is required to contribute 14 percent of annual covered payroll. The contribution requirements of plan members and employers are established and may be amended by the SERS’ Retirement Board up to statutory maximum amounts of 10 percent for plan members and 14 percent for employers. The Retirement Board, acting with the advice of the actuary, allocates the employer contribution rate among four of the System’s funds (Pension Trust Fund, Death Benefit Fund, Medicare B Fund, and Health Care Fund). For the fiscal year ended June 30, 2016, the entire 14 percent was allocated to pension, death benefits, and Medicare B and no portion of the employer contribution rate was allocated to the Health Care Fund.

**MAPLETON LOCAL SCHOOL DISTRICT  
ASHLAND COUNTY, OHIO**

**NOTES TO THE BASIC FINANCIAL STATEMENTS  
FOR THE FISCAL YEAR ENDED JUNE 30, 2016**

**NOTE 12 - DEFINED BENEFIT PENSION PLANS - (Continued)**

The District's contractually required contribution to SERS was \$126,152 for fiscal year 2016. Of this amount, \$9,098 is reported as pension and postemployment benefits payable.

***Plan Description - State Teachers Retirement System (STRS)***

Plan Description –District licensed teachers and other faculty members participate in STRS Ohio, a cost-sharing multiple-employer public employee retirement system administered by STRS. STRS provides retirement and disability benefits to members and death and survivor benefits to beneficiaries. STRS issues a stand-alone financial report that includes financial statements, required supplementary information and detailed information about STRS' fiduciary net position. That report can be obtained by writing to STRS, 275 E. Broad St., Columbus, OH 43215-3771, by calling (888) 227-7877, or by visiting the STRS Web site at [www.strsoh.org](http://www.strsoh.org).

New members have a choice of three retirement plans; a Defined Benefit (DB) Plan, a Defined Contribution (DC) Plan and a Combined Plan. Benefits are established by Ohio Revised Code Chapter 3307. The DB plan offers an annual retirement allowance based on final average salary multiplied by a percentage that varies based on years of service. Effective August 1, 2015, the calculation will be 2.2 percent of final average salary for the five highest years of earnings multiplied by all years of service. With certain exceptions, the basic benefit is increased each year by two percent of the original base benefit. For members retiring August 1, 2013, or later, the first two percent is paid on the fifth anniversary of the retirement benefit. Members are eligible to retire at age 60 with five years of qualifying service credit, or age 55 with 25 years of service, or 30 years of service regardless of age. Age and service requirements for retirement will increase effective August 1, 2015, and will continue to increase periodically until they reach age 60 with 35 years of service or age 65 with five years of service on August 1, 2026.

The DC Plan allows members to place all their member contributions and 9.5 percent of the 14 percent employer contributions into an investment account. Investment allocation decisions are determined by the member. The remaining 4.5 percent of the 14 percent employer rate is allocated to the defined benefit unfunded liability. A member is eligible to receive a retirement benefit at age 50 and termination of employment. The member may elect to receive a lifetime monthly annuity or a lump sum withdrawal.

The Combined Plan offers features of both the DB Plan and the DC Plan. In the Combined Plan, member contributions are allocated among investment choices by the member, and employer contributions are used to fund the defined benefit payment at a reduced level from the regular DB Plan. The defined benefit portion of the Combined Plan payment is payable to a member on or after age 60 with five years of services. The defined contribution portion of the account may be taken as a lump sum payment or converted to a lifetime monthly annuity at age 50.

New members who choose the DC plan or Combined Plan will have another opportunity to reselect a permanent plan during their fifth year of membership. Members may remain in the same plan or transfer to another STRS plan. The optional annuitization of a member's defined contribution account or the defined contribution portion of a member's Combined Plan account to a lifetime benefit results in STRS bearing the risk of investment gain or loss on the account. STRS has therefore included all three plan options as one defined benefit plan for GASB 68 reporting purposes.



**MAPLETON LOCAL SCHOOL DISTRICT  
ASHLAND COUNTY, OHIO**

NOTES TO THE BASIC FINANCIAL STATEMENTS  
FOR THE FISCAL YEAR ENDED JUNE 30, 2016

**NOTE 12 - DEFINED BENEFIT PENSION PLANS - (Continued)**

A DB or Combined Plan member with five or more years of credited service who is determined to be disabled may qualify for a disability benefit. Eligible survivors of members who die before service retirement may qualify for monthly benefits. New members on or after July 1, 2013, must have at least ten years of qualifying service credit that apply for disability benefits. Members in the DC Plan who become disabled are entitled only to their account balance. If a member of the DC Plan dies before retirement benefits begin, the member's designated beneficiary is entitled to receive the member's account balance.

Funding Policy – Employer and member contribution rates are established by the State Teachers Retirement Board and limited by Chapter 3307 of the Ohio Revised Code. The statutory maximum employee contribution rate was increased one percent July 1, 2014, and will be increased one percent each year until it reaches 14 percent on July 1, 2016. For the fiscal year ended June 30, 2016, plan members were required to contribute 13 percent of their annual covered salary. The District was required to contribute 14 percent; the entire 14 percent was the portion used to fund pension obligations. The fiscal year 2016 contribution rates were equal to the statutory maximum rates.

The District's contractually required contribution to STRS was \$486,736 for fiscal year 2016. Of this amount, \$87,280 is reported as pension and postemployment benefits payable.

***Pension Liabilities, Pension Expense, and Deferred Outflows of Resources and Deferred Inflows of Resources Related to Pensions***

The net pension liability was measured as of June 30, 2015, and the total pension liability used to calculate the net pension liability was determined by an actuarial valuation as of that date. The District's proportion of the net pension liability was based on the District's share of contributions to the pension plan relative to the contributions of all participating entities. Following is information related to the proportionate share and pension expense:

	<u>SERS</u>	<u>STRS</u>	<u>Total</u>
Proportionate share of the net pension liability	\$ 1,718,397	\$ 9,667,244	\$ 11,385,641
Proportion of the net pension liability	0.03011510%	0.03497926%	
Pension expense	\$ 78,065	\$ 436,412	\$ 514,477

**MAPLETON LOCAL SCHOOL DISTRICT  
ASHLAND COUNTY, OHIO**

NOTES TO THE BASIC FINANCIAL STATEMENTS  
FOR THE FISCAL YEAR ENDED JUNE 30, 2016

**NOTE 12 - DEFINED BENEFIT PENSION PLANS - (Continued)**

At June 30, 2016, the District reported deferred outflows of resources and deferred inflows of resources related to pensions from the following sources:

	<u>SERS</u>	<u>STRS</u>	<u>Total</u>
<b>Deferred outflows of resources</b>			
Differences between expected and actual experience	\$ 28,397	\$ 440,554	\$ 468,951
Changes in proportionate share	-	26,887	26,887
District contributions subsequent to the measurement date	<u>126,152</u>	<u>486,736</u>	<u>612,888</u>
Total deferred outflows of resources	<u>\$ 154,549</u>	<u>\$ 954,177</u>	<u>\$ 1,108,726</u>
<b>Deferred inflows of resources</b>			
Net difference between projected and actual earnings on pension plan investments	\$ 70,193	\$ 692,370	\$ 762,563
Changes in proportionate share	<u>82,537</u>	<u>-</u>	<u>82,537</u>
Total deferred inflows of resources	<u>\$ 152,730</u>	<u>\$ 692,370</u>	<u>\$ 845,100</u>

\$612,888 reported as deferred outflows of resources related to pension resulting from District contributions subsequent to the measurement date will be recognized as a reduction of the net pension liability in the year ending June 30, 2017. Other amounts reported as deferred outflows of resources and deferred inflows of resources related to pension will be recognized in pension expense as follows:

	<u>SERS</u>	<u>STRS</u>	<u>Total</u>
Fiscal Year Ending June 30:			
2017	\$ (51,267)	\$ (149,262)	\$ (200,529)
2018	(51,267)	(149,262)	(200,529)
2019	(51,267)	(149,261)	(200,528)
2020	<u>29,468</u>	<u>222,856</u>	<u>252,324</u>
Total	<u>\$ (124,333)</u>	<u>\$ (224,929)</u>	<u>\$ (349,262)</u>

**Actuarial Assumptions - SERS**

SERS' total pension liability was determined by their actuaries in accordance with GASB Statement No. 67, as part of their annual actuarial valuation for each defined benefit retirement plan. Actuarial valuations of an ongoing plan involve estimates of the value of reported amounts (e.g., salaries, credited service) and assumptions about the probability of occurrence of events far into the future (e.g., mortality, disabilities, retirements, employment termination). Actuarially determined amounts are subject to continual review and potential modifications, as actual results are compared with past expectations and new estimates are made about the future.

**MAPLETON LOCAL SCHOOL DISTRICT  
ASHLAND COUNTY, OHIO**

**NOTES TO THE BASIC FINANCIAL STATEMENTS  
FOR THE FISCAL YEAR ENDED JUNE 30, 2016**

**NOTE 12 - DEFINED BENEFIT PENSION PLANS - (Continued)**

Projections of benefits for financial reporting purposes are based on the substantive plan (the plan as understood by the employers and plan members) and include the types of benefits provided at the time of each valuation and the historical pattern of sharing benefit costs between the employers and plan members to that point. The projection of benefits for financial reporting purposes does not explicitly incorporate the potential effects of legal or contractual funding limitations.

Actuarial calculations reflect a long-term perspective. For a newly hired employee, actuarial calculations will take into account the employee's entire career with the employer and also take into consideration the benefits, if any, paid to the employee after termination of employment until the death of the employee and any applicable contingent annuitant. In many cases actuarial calculations reflect several decades of service with the employer and the payment of benefits after termination.

Key methods and assumptions used in calculating the total pension liability in the latest actuarial valuation, prepared as of June 30, 2015, are presented below:

Wage Inflation	3.25 percent
Future Salary Increases, including inflation	4.00 percent to 22.00 percent
COLA or Ad Hoc COLA	3 percent
Investment Rate of Return	7.75 percent net of investments expense, including inflation
Actuarial Cost Method	Entry Age Normal

For post-retirement mortality, the table used in evaluating allowances to be paid is the 1994 Group Annuity Mortality Table set back one year for both men and women. Special mortality tables are used for the period after disability retirement.

The most recent experience study was completed June 30, 2010.

The long-term return expectation for the Pension Plan Investments has been determined using a building-block approach and assumes a time horizon, as defined in SERS' *Statement of Investment Policy*. A forecasted rate of inflation serves as the baseline for the return expectation. Various real return premiums over the baseline inflation rate have been established for each asset class. The long-term expected nominal rate of return has been determined by calculating a weighted averaged of the expected real return premiums for each asset class, adding the projected inflation rate, and adding the expected return from rebalancing uncorrelated asset classes.

**MAPLETON LOCAL SCHOOL DISTRICT  
ASHLAND COUNTY, OHIO**

NOTES TO THE BASIC FINANCIAL STATEMENTS  
FOR THE FISCAL YEAR ENDED JUNE 30, 2016

**NOTE 12 - DEFINED BENEFIT PENSION PLANS - (Continued)**

The target allocation and best estimates of arithmetic real rates of return for each major assets class are summarized in the following table:

<u>Asset Class</u>	<u>Target Allocation</u>	<u>Long-Term Expected Real Rate of Return</u>
Cash	1.00 %	0.00 %
US Stocks	22.50	5.00
Non-US Stocks	22.50	5.50
Fixed Income	19.00	1.50
Private Equity	10.00	10.00
Real Assets	10.00	5.00
Multi-Asset Strategies	<u>15.00</u>	7.50
Total	<u><u>100.00 %</u></u>	

**Discount Rate** - The total pension liability was calculated using the discount rate of 7.75 percent. The projection of cash flows used to determine the discount rate assumed the contributions from employers and from the members would be computed based on contribution requirements as stipulated by State statute. Projected inflows from investment earning were calculated using the long-term assumed investment rate of return (7.75 percent). Based on those assumptions, the plan's fiduciary net position was projected to be available to make all future benefit payments of current plan members. Therefore, the long-term expected rate of return on pension plan investments was applied to all periods of projected benefits to determine the total pension liability.

**Sensitivity of the District's Proportionate Share of the Net Pension Liability to Changes in the Discount Rate** - Net pension liability is sensitive to changes in the discount rate, and to illustrate the potential impact the following table presents the net pension liability calculated using the discount rate of 7.75 percent, as well as what each plan's net pension liability would be if it were calculated using a discount rate that is one percentage point lower (6.75 percent), or one percentage point higher (8.75 percent) than the current rate.

	<u>1% Decrease (6.75%)</u>	<u>Discount Rate (7.75%)</u>	<u>1% Increase (8.75%)</u>
District's proportionate share of the net pension liability	\$ 2,382,799	\$ 1,718,397	\$ 1,158,915

**MAPLETON LOCAL SCHOOL DISTRICT  
ASHLAND COUNTY, OHIO**

NOTES TO THE BASIC FINANCIAL STATEMENTS  
FOR THE FISCAL YEAR ENDED JUNE 30, 2016

**NOTE 12 - DEFINED BENEFIT PENSION PLANS - (Continued)**

*Actuarial Assumptions - STRS*

The total pension liability in the June 30, 2015, actuarial valuation was determined using the following actuarial assumptions, applied to all periods included in the measurement:

Inflation	2.75 percent
Projected salary increases	2.75 percent at age 70 to 12.25 percent at age 20
Investment Rate of Return	7.75 percent, net of investment expenses
Cost-of-Living Adjustments (COLA)	2 percent simple applied as follows: for members retiring before August 1, 2013, 2 percent per year; for members retiring August 1, 2013, or later, 2 percent COLA paid on fifth anniversary of retirement date.

Mortality rates were based on the RP-2000 Combined Mortality Table (Projection 2022—Scale AA) for Males and Females. Males’ ages are set-back two years through age 89 and no set-back for age 90 and above. Females younger than age 80 are set back four years, one year set back from age 80 through 89 and not set back from age 90 and above.

Actuarial assumptions used in the June 30, 2015, valuation are based on the results of an actuarial experience study, effective July 1, 2012.

The 10 year expected real rate of return on pension plan investments was determined by STRS’ investment consultant by developing best estimates of expected future real rates of return for each major asset class. The target allocation and best estimates of geometric real rates of return for each major asset class are summarized as follows:

<u>Asset Class</u>	<u>Target Allocation</u>	<u>Long-Term Expected Real Rate of Return</u>
Domestic Equity	31.00 %	8.00 %
International Equity	26.00	7.85
Alternatives	14.00	8.00
Fixed Income	18.00	3.75
Real Estate	10.00	6.75
Liquidity Reserves	<u>1.00</u>	3.00
Total	<u>100.00 %</u>	

**Discount Rate** - The discount rate used to measure the total pension liability was 7.75 percent as of June 30, 2015. The projection of cash flows used to determine the discount rate assumes member and employer contributions will be made at the statutory contribution rates in accordance with rate increases described above. For this purpose, only employer contributions that are intended to fund benefits of current plan members and their beneficiaries are included. Projected employer contributions that are intended to fund the service costs of future plan members and their beneficiaries, as well as projected contributions from future plan members, are not included. Based on those assumptions, STRS’ fiduciary net position was projected to be available to make all projected future benefit payments to current plan members as of June 30, 2015. Therefore, the long-term expected rate of return on pension plan investments of 7.75 percent was applied to all periods of projected benefit payment to determine the total pension liability as of June 30, 2015.

**MAPLETON LOCAL SCHOOL DISTRICT  
ASHLAND COUNTY, OHIO**

NOTES TO THE BASIC FINANCIAL STATEMENTS  
FOR THE FISCAL YEAR ENDED JUNE 30, 2016

**NOTE 12 - DEFINED BENEFIT PENSION PLANS - (Continued)**

*Sensitivity of the District's Proportionate Share of the Net Pension Liability to Changes in the Discount Rate*  
- The following table presents the District's proportionate share of the net pension liability calculated using the current period discount rate assumption of 7.75 percent, as well as what the District's proportionate share of the net pension liability would be if it were calculated using a discount rate that is one-percentage-point lower (6.75 percent) or one-percentage-point higher (8.75 percent) than the current rate:

	1% Decrease (6.75%)	Current Discount Rate (7.75%)	1% Increase (8.75%)
District's proportionate share of the net pension liability	\$ 13,428,532	\$ 9,667,244	\$ 6,486,515

**NOTE 13 - POSTEMPLOYMENT BENEFITS**

**A. School Employees Retirement System**

**Health Care Plan Description** - The District contributes to the SERS Health Care Fund, administered by SERS for non-certificated retirees and their beneficiaries. For GASB 45 purposes, this plan is considered a cost-sharing, multiple-employer, defined benefit other postemployment benefit (OPEB) plan. The Health Care Plan includes hospitalization and physicians' fees through several types of plans including HMO's, PPO's, Medicare Advantage, and traditional indemnity plans as well as a prescription drug program. The financial report of the Plan is included in the SERS Comprehensive Annual Financial Report which can be obtained on SERS' website at [www.ohsers.org](http://www.ohsers.org) under Employers/Audit Resources.

Access to health care for retirees and beneficiaries is permitted in accordance with Section 3309 of the Ohio Revised Code. The Health Care Fund was established and is administered in accordance with Internal Revenue Code Section 105(e). SERS' Retirement Board reserves the right to change or discontinue any health plan or program. Health care is financed through a combination of employer contributions and retiree premiums, copays and deductibles on covered health care expenses, investment returns, and any funds received as a result of SERS' participation in Medicare programs. Active employee members do not contribute to the Health Care Plan. Retirees and their beneficiaries are required to pay a health care premium that varies depending on the plan selected, number of qualified years of service, Medicare eligibility and retirement status.

**Funding Policy** - State statute permits SERS to fund the health care benefits through employer contributions. Each year, after the allocation for statutorily required basic benefits, the Retirement Board allocates the remainder of the employer contribution of 14 percent of covered payroll to the Health Care Fund. For fiscal year 2016, none of the employer contribution was allocated to health care. In addition, employers pay a surcharge for employees earning less than an actuarially determined minimum compensation amount, pro-rated according to service credit earned. For fiscal year 2016, this amount was \$23,000. Statutes provide that no employer shall pay a health care surcharge greater than 2 percent of that employer's SERS-covered payroll; nor may SERS collect in aggregate more than 1.5 percent of the total statewide SERS-covered payroll for the health care surcharge. For fiscal year 2016, the District's surcharge obligation was \$14,359.

The District's contributions for health care for the fiscal years ended June 30, 2016, 2015, and 2014 were \$14,359, \$23,713, and \$17,012, respectively. The full amount has been contributed for fiscal years 2016, 2015 and 2014.

**MAPLETON LOCAL SCHOOL DISTRICT  
ASHLAND COUNTY, OHIO**

**NOTES TO THE BASIC FINANCIAL STATEMENTS  
FOR THE FISCAL YEAR ENDED JUNE 30, 2016**

**NOTE 13 - POSTEMPLOYMENT BENEFITS - (Continued)**

**B. State Teachers Retirement System**

Plan Description – The District participates in the cost-sharing multiple-employer defined benefit Health Plan administered by the State Teachers Retirement System of Ohio (STRS) for eligible retirees who participated in the defined benefit or combined pension plans offered by STRS. Ohio law authorizes STRS to offer this plan. Benefits include hospitalization, physicians' fees, prescription drugs and reimbursement of monthly Medicare Part B premiums. The Plan is included in the report of STRS which can be obtained by visiting [www.strsoh.org](http://www.strsoh.org) or by calling (888) 227-7877.

Funding Policy – Ohio Revised Code Chapter 3307 authorizes STRS to offer the Plan and gives the Retirement Board authority over how much, if any, of the health care costs will be absorbed by STRS. Active employee members do not contribute to the Health Care Plan. All benefit recipients, for the most recent year, pay a monthly premium. Under Ohio law, funding for post-employment health care may be deducted from employer contributions. For fiscal years 2016 and 2015, STRS did not allocate any employer contributions to post-employment health care. The District's contributions for health care for the fiscal years ended June 30, 2016, 2015, and 2014 were \$0, \$0, and \$36,785, respectively. The full amount has been contributed for fiscal years 2016, 2015 and 2014.

**NOTE 14 - BUDGETARY BASIS OF ACCOUNTING**

While reporting financial position, results of operations, and changes in fund balance on the basis of generally accepted accounting principles (GAAP), the budgetary basis as provided by law is based upon accounting for certain transactions on a basis of cash receipts and disbursements.

The statement of revenue, expenditures and changes in fund balance - budget and actual (non-GAAP budgetary basis) presented for the general fund is presented on the budgetary basis to provide a meaningful comparison of actual results with the budget. The major differences between the budget basis and the GAAP basis are that:

- (a) Revenues and other financing sources are recorded when received in cash (budget basis) as opposed to when susceptible to accrual (GAAP basis);
- (b) Expenditures and other financing uses are recorded when paid in cash (budget basis) as opposed to when the liability is incurred (GAAP basis);
- (c) In order to determine compliance with Ohio law, and to reserve that portion of the applicable appropriation, total outstanding encumbrances (budget basis) are recorded as the equivalent of an expenditure, as opposed to assigned or committed fund balance for that portion of outstanding encumbrances not already recognized as an account payable (GAAP basis);
- (d) Advances-in and advances-out are operating transactions (budget basis) as opposed to balance sheet transactions (GAAP basis); and,

**MAPLETON LOCAL SCHOOL DISTRICT  
ASHLAND COUNTY, OHIO**

NOTES TO THE BASIC FINANCIAL STATEMENTS  
FOR THE FISCAL YEAR ENDED JUNE 30, 2016

**NOTE 14 - BUDGETARY BASIS OF ACCOUNTING - (Continued)**

- (e) Some funds are included in the general fund (GAAP basis), but have separate legally adopted budgets (budget basis).

The adjustments necessary to convert the results of operations for the year on the budget basis to the GAAP basis for the general fund is as follows:

**Net Change in Fund Balance**

	<u>General fund</u>
Budget basis	\$ 577,614
Net adjustment for revenue accruals	41,179
Net adjustment for expenditure accruals	60,743
Net adjustment for other sources/uses	13,774
Funds budgeted elsewhere	(2,338)
Adjustment for encumbrances	102,208
GAAP basis	\$ 793,180

Certain funds that are legally budgeted in separate special revenue funds are considered part of the general fund on a GAAP basis. This includes the uniform school supplies fund and the public school support fund.

**NOTE 15 - CONTINGENCIES**

**A. Grants**

The District receives significant financial assistance from numerous federal, State and local agencies in the form of grants. The disbursement of funds received under these programs generally requires compliance with terms and conditions specified in the grant agreements and are subject to audit by the grantor agencies. Any disallowed claims resulting from such audits could become a liability of the District. However, in the opinion of management, any such disallowed claims will not have a material effect on the financial position of the District.

**B. Litigation**

The District is involved in no material litigation as either plaintiff or defendant.

**C. Foundation Funding**

District Foundation funding is based on the annualized full-time equivalent (FTE) enrollment of each student. Effective for the 2015-2016 school year, traditional districts must comply with minimum hours of instruction, instead of a minimum number of school days each year. The funding formula the Ohio Department of Education (ODE) is legislatively required to follow will continue to adjust as enrollment information is updated by the District, which can extend past the fiscal year-end. As of the date of this report, ODE has not finalized the impact of enrollment adjustments to the June 30, 2016 Foundation funding for the District; therefore, the financial statement impact is not determinable at this time. ODE and management believe this will result in either a receivable to or liability of the District.



**MAPLETON LOCAL SCHOOL DISTRICT  
ASHLAND COUNTY, OHIO**

NOTES TO THE BASIC FINANCIAL STATEMENTS  
FOR THE FISCAL YEAR ENDED JUNE 30, 2016

**NOTE 16 - SET-ASIDES**

The District is required by State law to annually set-aside certain general fund revenue amounts, as defined by statutory formula, for the acquisition and construction of capital improvements. Amounts not spent by the end of the fiscal year or offset by similarly restricted resources received during the year must be held in cash at fiscal year-end. This amount must be carried forward to be used for the same purpose in future years. Expenditures exceeding the set-aside requirement may not be carried forward to the next fiscal year.

The following cash-basis information describes the change in the fiscal year-end set-aside amount for capital improvements. Disclosure of this information is required by State statute.

	<u>Capital Improvements</u>
Set-aside balance June 30, 2015	
Current year set-aside requirement	162,761
Current year offsets	<u>(258,871)</u>
Total	<u>\$ (96,110)</u>
Balance carried forward to fiscal year 2017	<u>\$ -</u>
Set-aside balance June 30, 2016	<u><u>\$ -</u></u>

**NOTE 17 - OTHER COMMITMENTS**

The District utilizes encumbrance accounting as part of its budgetary controls. Encumbrances outstanding at year end may be reported as part of restricted, committed, or assigned classifications of fund balance. At year end, the District's commitments for encumbrances in the governmental funds were as follows:

<u>Fund</u>	<u>Year-End Encumbrances</u>
General	\$ 101,901
Other governmental	<u>8,744</u>
Total	<u><u>\$ 110,645</u></u>

**THIS PAGE IS INTENTIONALLY LEFT BLANK**

**REQUIRED SUPPLEMENTARY INFORMATION**

**MAPLETON LOCAL SCHOOL DISTRICT  
ASHLAND COUNTY, OHIO**

SCHEDULES OF REQUIRED SUPPLEMENTARY INFORMATION

SCHEDULE OF THE DISTRICT'S PROPORTIONATE SHARE OF  
THE NET PENSION LIABILITY  
SCHOOL EMPLOYEES RETIREMENT SYSTEM (SERS) OF OHIO

LAST THREE FISCAL YEARS

	<u>2015</u>	<u>2014</u>	<u>2013</u>
District's proportion of the net pension liability	0.03011510%	0.03226700%	0.03226700%
District's proportionate share of the net pension liability	\$ 1,718,397	\$ 1,633,014	\$ 1,918,815
District's covered-employee payroll	\$ 906,624	\$ 937,619	\$ 945,542
District's proportionate share of the net pension liability as a percentage of its covered-employee payroll	189.54%	174.17%	202.93%
Plan fiduciary net position as a percentage of the total pension liability	69.16%	71.70%	65.52%

Note: Information prior to fiscal year 2013 was unavailable.

Amounts presented as of the School District's measurement date which is the prior fiscal year end.

**MAPLETON LOCAL SCHOOL DISTRICT  
ASHLAND COUNTY, OHIO**

SCHEDULES OF REQUIRED SUPPLEMENTARY INFORMATION

SCHEDULE OF THE DISTRICT'S PROPORTIONATE SHARE OF  
THE NET PENSION LIABILITY  
STATE TEACHERS RETIREMENT SYSTEM (STRS) OF OHIO

LAST THREE FISCAL YEARS

	<u>2015</u>	<u>2014</u>	<u>2013</u>
District's proportion of the net pension liability	0.03497926%	0.03489369%	0.03489369%
District's proportionate share of the net pension liability	\$ 9,667,244	\$ 8,487,353	\$ 10,110,079
District's covered-employee payroll	\$ 3,714,821	\$ 3,565,169	\$ 3,603,731
District's proportionate share of the net pension liability as a percentage of its covered-employee payroll	260.23%	238.06%	280.54%
Plan fiduciary net position as a percentage of the total pension liability	72.10%	74.70%	69.30%

Note: Information prior to fiscal year 2013 was unavailable.

Amounts presented as of the School Districts's measurement date which is the prior fiscal year end.

**MAPLETON LOCAL SCHOOL DISTRICT  
ASHLAND COUNTY, OHIO**

SCHEDULES OF REQUIRED SUPPLEMENTARY INFORMATION

SCHEDULE OF DISTRICT CONTRIBUTIONS  
SCHOOL EMPLOYEES RETIREMENT SYSTEM (SERS) OF OHIO

LAST TEN FISCAL YEARS

	<u>2016</u>	<u>2015</u>	<u>2014</u>	<u>2013</u>
Contractually required contribution	\$ 126,152	\$ 119,493	\$ 129,954	\$ 130,863
Contributions in relation to the contractually required contribution	<u>(126,152)</u>	<u>(119,493)</u>	<u>(129,954)</u>	<u>(130,863)</u>
Contribution deficiency (excess)	<u>\$ -</u>	<u>\$ -</u>	<u>\$ -</u>	<u>\$ -</u>
District's covered-employee payroll	\$ 901,086	\$ 906,624	\$ 937,619	\$ 945,542
Contributions as a percentage of covered-employee payroll	14.00%	13.18%	13.86%	13.84%

<u>2012</u>	<u>2011</u>	<u>2010</u>	<u>2009</u>	<u>2008</u>	<u>2007</u>
\$ 127,689	\$ 117,493	\$ 122,729	\$ 92,092	\$ 85,507	\$ 80,819
<u>(127,689)</u>	<u>(117,493)</u>	<u>(122,729)</u>	<u>(92,092)</u>	<u>(85,507)</u>	<u>(80,819)</u>
<u>\$ -</u>	<u>\$ -</u>	<u>\$ -</u>	<u>\$ -</u>	<u>\$ -</u>	<u>\$ -</u>
\$ 949,361	\$ 934,710	\$ 906,418	\$ 935,894	\$ 870,743	\$ 756,732
13.45%	12.57%	13.54%	9.84%	9.82%	10.68%

**MAPLETON LOCAL SCHOOL DISTRICT  
ASHLAND COUNTY, OHIO**

SCHEDULES OF REQUIRED SUPPLEMENTARY INFORMATION

SCHEDULE OF DISTRICT CONTRIBUTIONS  
STATE TEACHERS RETIREMENT SYSTEM (STRS) OF OHIO

LAST TEN FISCAL YEARS

	<u>2016</u>	<u>2015</u>	<u>2014</u>	<u>2013</u>
Contractually required contribution	\$ 486,736	\$ 520,075	\$ 463,472	\$ 468,485
Contributions in relation to the contractually required contribution	<u>(486,736)</u>	<u>(520,075)</u>	<u>(463,472)</u>	<u>(468,485)</u>
Contribution deficiency (excess)	<u>\$ -</u>	<u>\$ -</u>	<u>\$ -</u>	<u>\$ -</u>
District's covered-employee payroll	\$ 3,476,686	\$ 3,714,821	\$ 3,565,169	\$ 3,603,731
Contributions as a percentage of covered-employee payroll	14.00%	14.00%	13.00%	13.00%



<u>2012</u>	<u>2011</u>	<u>2010</u>	<u>2009</u>	<u>2008</u>	<u>2007</u>
\$ 471,238	\$ 474,187	\$ 460,746	\$ 460,407	\$ 456,703	\$ 431,670
<u>(471,238)</u>	<u>(474,187)</u>	<u>(460,746)</u>	<u>(460,407)</u>	<u>(456,703)</u>	<u>(431,670)</u>
<u>\$ -</u>	<u>\$ -</u>	<u>\$ -</u>	<u>\$ -</u>	<u>\$ -</u>	<u>\$ -</u>
\$ 3,624,908	\$ 3,647,592	\$ 3,544,200	\$ 3,541,592	\$ 3,513,100	\$ 3,320,538
13.00%	13.00%	13.00%	13.00%	13.00%	13.00%

**MAPLETON LOCAL SCHOOL DISTRICT  
ASHLAND COUNTY, OHIO**

**NOTES TO REQUIRED SUPPLEMENTARY INFORMATION  
FOR THE FISCAL YEAR ENDED JUNE 30, 2016**

*SCHOOL EMPLOYEES RETIREMENT SYSTEM (SERS) OF OHIO*

*Changes in benefit terms* : There were no changes in benefit terms from the amounts reported for fiscal years 2014 - 2016.

*Changes in assumptions* : There were no changes in methods and assumptions used in the calculation of actuarial determined contributions for fiscal years 2014 - 2016. See the notes to the basic financials for the methods and assumptions in this calculation.

*STATE TEACHERS RETIREMENT SYSTEM (STRS) OF OHIO*

*Changes in benefit terms* : There were no changes in benefit terms from the amounts reported for fiscal years 2014 - 2016.

*Changes in assumptions* : There were no changes in methods and assumptions used in the calculation of actuarial determined contributions for fiscal years 2014 - 2016. See the notes to the basic financials for the methods and assumptions in this calculation.



**Julian & Grube, Inc.**  
*Serving Ohio Local Governments*

333 County Line Rd. West, Westerville, OH 43082 Phone: 614.846.1899 Fax: 614.846.2799

**Independent Auditor's Report on Internal Control Over Financial Reporting and On  
Compliance and Other Matters Required by *Government Auditing Standards***

Mapleton Local School District  
Ashland County  
635 County Road 801  
Ashland, Ohio 44805

To the Board of Education:

We have audited, in accordance with auditing standards generally accepted in the United States and the Comptroller General of the United States' *Government Auditing Standards*, the financial statements of the governmental activities, each major fund, and the aggregate remaining fund information of the Mapleton Local School District, Ashland County, as of and for the fiscal year ended June 30, 2016, and the related notes to the financial statements, which collectively comprise the Mapleton Local School District's basic financial statements and have issued our report thereon dated December 30, 2016.

***Internal Control Over Financial Reporting***

As part of our financial statement audit, we considered the Mapleton Local School District's internal control over financial reporting (internal control) to determine the audit procedures appropriate in the circumstances to the extent necessary to support our opinions on the financial statements, but not to the extent necessary to opine on the effectiveness of the Mapleton Local School District's internal control. Accordingly, we have not opined on it.

A *deficiency in internal control* exists when the design or operation of a control does not allow management or employees, when performing their assigned functions, to prevent, or detect and timely correct misstatements. A *material weakness* is a deficiency, or combination of internal control deficiencies resulting in a reasonable possibility that internal control will not prevent or detect and timely correct a material misstatement of the Mapleton Local School District's financial statements. A *significant deficiency* is a deficiency, or a combination of deficiencies, in internal control that is less severe than a material weakness, yet important enough to merit attention by those charged with governance.

Our consideration of internal control was for the limited purpose described in the first paragraph of this section and was not designed to identify all internal control deficiencies that might be material weaknesses or significant deficiencies. Given these limitations, we did not identify any deficiencies in internal control that we consider material weaknesses. However, unidentified material weaknesses may exist.

Board of Education  
Mapleton Local School District

***Compliance and Other Matters***

As part of reasonably assuring whether the Mapleton Local School District's financial statements are free of material misstatement, we tested its compliance with certain provisions of laws, regulations, contracts, and grant agreements, noncompliance with which could directly and materially affect the determination of financial statement amounts. However, opining on compliance with those provisions was not an objective of our audit and accordingly, we do not express an opinion. The results of our tests disclosed no instances of noncompliance or other matters we must report under *Government Auditing Standards*.

***Purpose of this Report***

This report only describes the scope of our internal control and compliance testing and our testing results, and does not opine on the effectiveness of the Mapleton Local School District's internal control or on compliance. This report is an integral part of an audit performed under *Government Auditing Standards* in considering the Mapleton Local School District's internal control and compliance. Accordingly, this communication is not suitable for any other purpose.

A handwritten signature in cursive script that reads "Julian & Grube, Inc.".

Julian & Grube, Inc.  
December 30, 2016



# Dave Yost • Auditor of State

MAPLETON LOCAL SCHOOL DISTRICT

ASHLAND COUNTY

## CLERK'S CERTIFICATION

This is a true and correct copy of the report which is required to be filed in the Office of the Auditor of State pursuant to Section 117.26, Revised Code, and which is filed in Columbus, Ohio.

*Susan Babbitt*

CLERK OF THE BUREAU

CERTIFIED  
APRIL 6, 2017