

428 Second St.
Marietta, OH 45750
740.373.0056

1907 Grand Central Avenue
Vienna, WV 26105
304.422.2203

104 South Sugar St.
St. Clairsville, OH 43950
740.695.1569



Certified Public Accountants, A.C.

**COLUMBIANA COUNTY
CAREER AND TECHNICAL CENTER
COLUMBIANA COUNTY
Single Audit
For the Fiscal Year Ended June 30, 2016**

www.perrycpas.com

...“bringing more to the table”

Tax– Accounting – Audit – Review – Compilation – Agreed Upon Procedure – Consultation – Bookkeeping – Payroll
Litigation Support – Financial Investigations

Members: American Institute of Certified Public Accountants

- Ohio Society of CPAs • West Virginia Society of CPAs • Association of Certified Fraud Examiners •
- Association of Certified Anti - Money Laundering Specialists •



Dave Yost • Auditor of State

Board of Education
Columbiana County Career and Technical Center
9364 State Route 45
Lisbon, Ohio 44432

We have reviewed the *Independent Auditor's Report* of the Columbiana County Career and Technical Center, Columbiana County, prepared by Perry & Associates, Certified Public Accountants, A.C., for the audit period July 1, 2015 through June 30, 2016. Based upon this review, we have accepted these reports in lieu of the audit required by Section 117.11, Revised Code. The Auditor of State did not audit the accompanying financial statements and, accordingly, we are unable to express, and do not express an opinion on them.

Our review was made in reference to the applicable sections of legislative criteria, as reflected by the Ohio Constitution, and the Revised Code, policies, procedures and guidelines of the Auditor of State, regulations and grant requirements. The Columbiana County Career and Technical Center is responsible for compliance with these laws and regulations.

A handwritten signature in black ink that reads "Dave Yost".

Dave Yost
Auditor of State

March 17, 2017

This page intentionally left blank.

**COLUMBIANA COUNTY CAREER AND TECHNICAL CENTER
COLUMBIANA COUNTY, OHIO**

TABLE OF CONTENTS
FOR THE FISCAL YEAR ENDED JUNE 30, 2016

TITLE	PAGE
Independent Auditor’s Report	1
Management’s Discussion and Analysis	3
Basic Financial Statements:	
Government-Wide Financial Statements:	
Statement of Net Position	14
Statement of Activities.....	15
Fund Financial Statements:	
Balance Sheet – Governmental Funds	16
Reconciliation of Total Governmental Fund Balances to Net Position of Governmental Activities	17
Statement of Revenues, Expenditures and Changes in Fund Balances – Governmental Funds	18
Reconciliation of the Statement of Revenues, Expenditures and Changes in Fund Balances of Governmental Funds to the Statement of Activities.....	19
Statement of Revenues, Expenditures and Changes in Fund Balance – Budget and Actual (Non-GAAP Budgetary Basis) – General Fund	20
Statement of Revenues, Expenditures and Changes in Fund Balance – Budget and Actual (Non-GAAP Budgetary Basis) – Adult Education Fund.....	21
Statement of Fiduciary Net Position – Fiduciary Funds	22
Statement of Change in Fiduciary Net Position – Fiduciary Funds	23
Notes to the Basic Financial Statements	24
Required Supplementary Information:	
Schedule of the Center’s Proportionate Share of the Net Pension Liability – School Employees Retirement System (SERS) of Ohio.....	56
Schedule of the Center’s Proportionate Share of the Net Pension Liability – State Teachers Retirement System (STRS) of Ohio.....	57
Schedule of Center Contributions – School Employees Retirement System (SERS) of Ohio	58
Schedule of Center Contributions – State Teachers Retirement System (STRS) of Ohio	59

**COLUMBIANA COUNTY CAREER AND TECHNICAL CENTER
COLUMBIANA COUNTY, OHIO**

TABLE OF CONTENTS
FOR THE FISCAL YEAR ENDED JUNE 30, 2016

TITLE	PAGE
Notes to Required Supplementary Information	60
Schedule of Receipts and Expenditures of Federal Awards.....	61
Notes to the Schedule of Receipts and Expenditures of Federal Awards	62
Independent Auditor’s Report on Internal Control over Financial Reporting and on Compliance and Other Matters Required by <i>Government Auditing Standards</i>	63
Independent Auditor’s Report on Compliance with Requirements Applicable to the Major Federal Program and on Internal Control Over Compliance Required by the Uniform Guidance	65
Schedule of Audit Findings – 2 CFR § 200.515	67



428 Second St.
Marietta, OH 45750
740.373.0056

1907 Grand Central Ave.
Vienna, WV 26105
304.422.2203

104 South Sugar St.
St. Clairsville, OH 43950
740.695.1569

INDEPENDENT AUDITOR'S REPORT

December 27, 2016

Columbiana County Career and Technical Center
Columbiana County
9364 State Route 45
Lisbon, OH 44432

To the Board of Education:

Report on the Financial Statements

We have audited the accompanying financial statements of the governmental activities, each major fund and the aggregate remaining fund information of **Columbiana County Career and Technical Center**, Columbiana County, Ohio (the Center), as of and for the year ended June 30, 2016, and the related notes to the financial statements, which collectively comprise the Center's basic financial statements as listed in the table of contents.

Management's Responsibility for the Financial Statements

Management is responsible for preparing and fairly presenting these financial statements in accordance with accounting principles generally accepted in the United States of America; this includes designing, implementing, and maintaining internal control relevant to preparing and fairly presenting financial statements that are free from material misstatement, whether due to fraud or error.

Auditor's Responsibility

Our responsibility is to opine on these financial statements based on our audit. We audited in accordance with auditing standards generally accepted in the United States of America and the financial audit standards in the Comptroller General of the United States' *Government Auditing Standards*. Those standards require us to plan and perform the audit to reasonably assure the financial statements are free from material misstatement.

An audit requires obtaining evidence about financial statement amounts and disclosures. The procedures selected depend on our judgment, including assessing the risks of material financial statement misstatement, whether due to fraud or error. In assessing those risks, we consider internal control relevant to the Center's preparation and fair presentation of the financial statements in order to design audit procedures that are appropriate in the circumstances, but not to the extent needed to opine on the effectiveness of the Center's internal control. Accordingly, we express no opinion. An audit also includes evaluating the appropriateness of management's accounting policies and the reasonableness of their significant accounting estimates, as well as our evaluation of the overall financial statement presentation.

We believe the audit evidence we obtained is sufficient and appropriate to support our audit opinions.



...*"bringing more to the table"*
Tax - Accounting - Audit - Review - Compilation - Agreed Upon Procedure - Consultation - Bookkeeping - Payroll
Litigation Support - Financial Investigations
Members: American Institute of Certified Public Accountants
• Ohio Society of CPAs • West Virginia Society of CPAs • Association of Certified Fraud Examiners •
• Association of Certified Anti - Money Laundering Specialists •



Opinion

In our opinion, the financial statements referred to above present fairly, in all material respects, the respective financial position of the governmental activities, each major fund and the aggregate remaining fund information of Columbiana County Career and Technical Center, Columbiana County, Ohio, as of June 30, 2016, and the respective changes in financial position and the respective budgetary comparison for the General and Adult Education Funds thereof for the year then ended in accordance with the accounting principles generally accepted in the United States of America.

Other Matters

Required Supplementary Information

Accounting principles generally accepted in the United States of America require this presentation to include *Management's discussion and analysis* and schedules of net pension liabilities and pension contributions listed in the table of contents, to supplement the basic financial statements. Although this information is not part of the basic financial statements, the Governmental Accounting Standards Board considers it essential for placing the basic financial statements in an appropriate operational, economic, or historical context. We applied certain limited procedures to the required supplementary information in accordance with auditing standards generally accepted in the United States of America, consisting of inquiries of management about the methods of preparing the information and comparing the information for consistency with management's responses to our inquiries, to the basic financial statements, and other knowledge we obtained during our audit of the basic financial statements. We do not opine or provide any assurance on the information because the limited procedures do not provide us with sufficient evidence to opine or provide any other assurance.

Supplementary and Other Information

Our audit was conducted to opine on the Center's basic financial statements taken as a whole.

The Schedule of Receipts and Expenditures of Federal Awards presents additional analysis as required by Title 2 U.S. Code of Federal Regulations (CFR) Part 200, Uniform Administrative Requirements, Cost Principles, and Audit Requirements for Federal Awards and is not a required part of the financial statements.

The schedule is management's responsibility, and derives from and relates directly to the underlying accounting and other records used to prepare the basic financial statements. We subjected this schedule to the auditing procedures we applied to the basic financial statements. We also applied certain additional procedures, including comparing and reconciling the schedule directly to the underlying accounting and other records used to prepare the basic financial statements or to the basic financial statements themselves in accordance with auditing standards generally accepted in the United States of America. In our opinion, this schedule is fairly stated in all material respects in relation to the basic financial statements taken as a whole.

Other Reporting Required by Government Auditing Standards

In accordance with *Government Auditing Standards*, we have also issued our report dated December 27, 2016, on our consideration of the Center's internal control over financial reporting and our tests of its compliance with certain provisions of laws, regulations, contracts and grant agreements and other matters. That report describes the scope of our internal control testing over financial reporting and compliance, and the results of that testing, and does not opine on internal control over financial reporting or on compliance. That report is an integral part of an audit performed in accordance with *Government Auditing Standards* in considering the Center's internal control over financial reporting and compliance.



Perry and Associates
Certified Public Accountants, A.C.
Marietta, Ohio

**COLUMBIANA COUNTY CAREER AND TECHNICAL CENTER
COLUMBIANA COUNTY, OHIO**

**MANAGEMENT'S DISCUSSION AND ANALYSIS
FOR THE FISCAL YEAR ENDED JUNE 30, 2016**

The management's discussion and analysis of the Columbiana County Career and Technical Center's (the "Center") financial performance provides an overall review of the Center's financial activities for the fiscal year ended June 30, 2016. The intent of this discussion and analysis is to look at the Center's financial performance as a whole; readers should also review the basic financial statements and the notes to the basic financial statements to enhance their understanding of the Center's financial performance.

Financial Highlights

Key financial highlights for fiscal year 2016 are as follows:

- In total, net position of governmental activities increased \$671,888 which represents a 7.81% increase from 2015.
- General revenues accounted for \$5,693,878 in revenue or 68.98% of all revenues. Program specific revenues in the form of charges for services and sales, grants and contributions accounted for \$2,560,061 or 31.02% of total revenues of \$8,253,939.
- The Center had \$7,582,051 in expenses related to governmental activities; \$2,560,061 of these expenses were offset by program specific charges for services, grants or contributions. General revenues supporting governmental activities (primarily taxes and unrestricted grants and entitlements) of \$5,693,878 were adequate to provide for these programs.
- The Center's major governmental funds are the general fund, adult education fund, and permanent improvement fund. The general fund had \$6,372,684 in revenues and other financing sources and \$6,484,998 in expenditures and other financing uses. During fiscal year 2016, the general fund's fund balance decreased \$112,314 from a balance of \$3,155,156 to \$3,042,842.
- The adult education fund had \$1,285,465 in revenues and \$1,292,569 in expenditures. During fiscal year 2016, the adult education fund's fund balance decreased \$7,104 from \$660,283 to \$653,179.
- The permanent improvement fund had \$1,184,822 in revenues and other financing sources and \$747,663 in expenditures. During fiscal year 2016, the permanent improvement fund's fund balance increased \$437,159 from \$2,997,120 to \$3,434,279.

Using these Basic Financial Statements

This annual report consists of a series of financial statements and notes to those statements. These statements are organized so the reader can understand the Center as a financial whole, an entire operating entity. The statements then proceed to provide an increasingly detailed look at specific financial activities.

The *statement of net position* and *statement of activities* provide information about the activities of the whole Center, presenting both an aggregate view of the Center's finances and a longer-term view of those finances. Fund financial statements provide the next level of detail. For governmental funds, these statements tell how services were financed in the short-term as well as what remains for future spending. The fund financial statements also look at the Center's most significant funds with all other nonmajor funds presented in total in one column. In the case of the Center, the general fund, adult education fund and permanent improvement fund are by far the most significant funds, and the only governmental funds reported as major funds.

**COLUMBIANA COUNTY CAREER AND TECHNICAL CENTER
COLUMBIANA COUNTY, OHIO**

MANAGEMENT'S DISCUSSION AND ANALYSIS
FOR THE FISCAL YEAR ENDED JUNE 30, 2016

Reporting the Center as a Whole

Statement of Net Position and the Statement of Activities

While this document contains the large number of funds used by the Center to provide programs and activities, the view of the Center as a whole looks at all financial transactions and asks the question, "How did we do financially during fiscal year 2016?" The statement of net position and the statement of activities answer this question. These statements include *all assets, deferred outflows, liabilities, deferred inflows, revenues and expenses* using the *accrual basis of accounting* similar to the accounting used by most private-sector companies. This basis of accounting will take into account all of the current year's revenues and expenses regardless of when cash is received or paid.

These two statements report the Center's *net position* and changes in that position. This change in net position is important because it tells the reader that, for the Center as a whole, the *financial position* of the Center has improved or diminished. The causes of this change may be the result of many factors, some financial, some not. Non-financial factors include the Center's property tax base, current property tax laws in Ohio restricting revenue growth, facility conditions, required educational programs and other factors.

In the statement of net position and the statement of activities, the Governmental Activities include the Center's programs and services, including instruction, support services, operation and maintenance of plant, pupil transportation, extracurricular activities, and food service operations.

The Center's statement of net position and statement of activities can be found on pages 14-15 of this report.

Reporting the Center's Most Significant Funds

Fund Financial Statements

The analysis of the Center's major governmental funds begins on page 11. Fund financial reports provide detailed information about the Center's major funds. The Center uses many funds to account for a multitude of financial transactions. However, these fund financial statements focus on the Center's most significant funds. The Center's major governmental funds are the general fund, adult education fund and permanent improvement fund.

Governmental Funds

Most of the Center's activities are reported in governmental funds, which focus on how money flows into and out of those funds and the balances left at year-end available for spending in future periods. These funds are reported using an accounting method called *modified accrual* accounting which measures cash and all other *financial assets* that can readily be converted to cash. The governmental fund financial statements provide a detailed *short-term* view of the Center's general government operations and the basic services it provides. Governmental fund information helps you determine whether there are more or fewer financial resources that can be spent in the near future to finance educational programs. The relationship (or differences) between governmental *activities* (reported in the statement of net position and the statement of activities) and governmental *funds* is reconciled in the basic financial statements. The basic governmental fund financial statements can be found on pages 16-21 of this report.

**COLUMBIANA COUNTY CAREER AND TECHNICAL CENTER
COLUMBIANA COUNTY, OHIO**

**MANAGEMENT'S DISCUSSION AND ANALYSIS
FOR THE FISCAL YEAR ENDED JUNE 30, 2016**

Reporting the Center's Fiduciary Responsibilities

The Center is the trustee, or fiduciary, for its scholarship programs. This activity is presented as a private-purpose trust fund. The Center also acts in a trustee capacity as an agent for individuals or other entities. These activities are reported in agency funds. All of the Center's fiduciary activities are reported in separate statements of fiduciary net position and changes in fiduciary net position on pages 22 and 23. These activities are excluded from the Center's other financial statements because the assets cannot be utilized by the Center to finance its operations.

Notes to the Basic Financial Statements

The notes provide additional information that is essential to a full understanding of the data provided in the government-wide and fund financial statements. These notes to the basic financial statements can be found on pages 24-55 of this report.

Required Supplemental Information

In addition to the basic financial statements and accompanying notes, this report also presents certain required supplementary information concerning the District's net position liability. The required supplementary information can be found on pages 56-59 of this report.

The Center as a Whole

The statement of net position provides the perspective of the Center as a whole. The table below provides a summary of the Center's net position at June 30, 2016 and June 30, 2015.

THIS SPACE IS INTENTIONALLY LEFT BLANK

**COLUMBIANA COUNTY CAREER AND TECHNICAL CENTER
COLUMBIANA COUNTY, OHIO**

MANAGEMENT'S DISCUSSION AND ANALYSIS
FOR THE FISCAL YEAR ENDED JUNE 30, 2016

	Net Position	
	Governmental Activities	Governmental Activities
	2016	2015
<u>Assets</u>		
Current and other assets	\$ 9,857,026	\$ 9,431,955
Capital assets, net	11,174,547	10,841,361
Total assets	21,031,573	20,273,316
<u>Deferred Outflows of Resources</u>		
Pension	1,050,017	595,803
Total deferred outflows of resources	1,050,017	595,803
<u>Liabilities</u>		
Current liabilities	490,165	430,018
Long-term liabilities:		
Due within one year	71,615	104,098
Due within more than one year:		
Net pension liability	9,296,143	8,107,254
Other amounts	213,328	194,052
Total liabilities	10,071,251	8,835,422
<u>Deferred Inflows of Resources</u>		
Property taxes levied for the next fiscal year	2,047,122	1,957,871
Pension	685,867	1,470,364
Total deferred inflows of resources	2,732,989	3,428,235
<u>Net Position</u>		
Net investment in capital assets	11,105,767	10,794,080
Restricted	4,147,018	3,686,532
Unrestricted (deficit)	(5,975,435)	(5,875,150)
Total net position	\$ 9,277,350	\$ 8,605,462

During 2015, the District adopted GASB Statement 68, "Accounting and Financial Reporting for Pensions—an Amendment of GASB Statement 27," which significantly revises accounting for pension costs and liabilities. For reasons discussed below, many end users of this financial statement will gain a clearer understanding of the District's actual financial condition by adding deferred inflows related to pension and the net pension liability to the reported net position and subtracting deferred outflows related to pension.

**COLUMBIANA COUNTY CAREER AND TECHNICAL CENTER
COLUMBIANA COUNTY, OHIO**

MANAGEMENT'S DISCUSSION AND ANALYSIS
FOR THE FISCAL YEAR ENDED JUNE 30, 2016

Governmental Accounting Standards Board standards are national and apply to all government financial reports prepared in accordance with generally accepted accounting principles. When accounting for pension costs, GASB 27 focused on a funding approach. This approach limited pension costs to contributions annually required by law, which may or may not be sufficient to fully fund each plan's *net pension liability*. GASB 68 takes an earnings approach to pension accounting; however, the nature of Ohio's statewide pension systems and state law governing those systems requires additional explanation in order to properly understand the information presented in these statements.

Under the new standards required by GASB 68, the net pension liability equals the District's proportionate share of each plan's collective:

1. Present value of estimated future pension benefits attributable to active and inactive employees' past service
2. Minus plan assets available to pay these benefits

GASB notes that pension obligations, whether funded or unfunded, are part of the "employment exchange" – that is, the employee is trading his or her labor in exchange for wages, benefits, and the promise of a future pension. GASB noted that the unfunded portion of this pension promise is a present obligation of the government, part of a bargained-for benefit to the employee, and should accordingly be reported by the government as a liability since they received the benefit of the exchange. However, the District is not responsible for certain key factors affecting the balance of this liability. In Ohio, the employee shares the obligation of funding pension benefits with the employer. Both employer and employee contribution rates are capped by State statute. A change in these caps requires action of both Houses of the General Assembly and approval of the Governor. Benefit provisions are also determined by State statute. The employee enters the employment exchange with the knowledge that the employer's promise is limited not by contract but by law. The employer enters the exchange also knowing that there is a specific, legal limit to its contribution to the pension system. In Ohio, there is no legal means to enforce the unfunded liability of the pension system *as against the public employer*. State law operates to mitigate/lessen the moral obligation of the public employer to the employee, because all parties enter the employment exchange with notice as to the law. The pension system is responsible for the administration of the plan.

Most long-term liabilities have set repayment schedules or, in the case of compensated absences (i.e. sick and vacation leave), are satisfied through paid time-off or termination payments. There is no repayment schedule for the net pension liability. As explained above, changes in pension benefits, contribution rates, and return on investments affect the balance of the net pension liability, but are outside the control of the local government. In the event that contributions, investment returns, and other changes are insufficient to keep up with required pension payments, State statute does not assign/identify the responsible party for the unfunded portion. Due to the unique nature of how the net pension liability is satisfied, this liability is separately identified within the long-term liability section of the statement of net position.

In accordance with GASB 68, the District's statements prepared on an accrual basis of accounting include an annual pension expense for their proportionate share of each plan's *change* in net pension liability not accounted for as deferred inflows/outflows.

Over time, net position can serve as a useful indicator of a government's financial position. At June 30, 2016, the Center's assets and deferred outflows of resources exceeded liabilities and deferred inflows of resources by \$9,277,350.

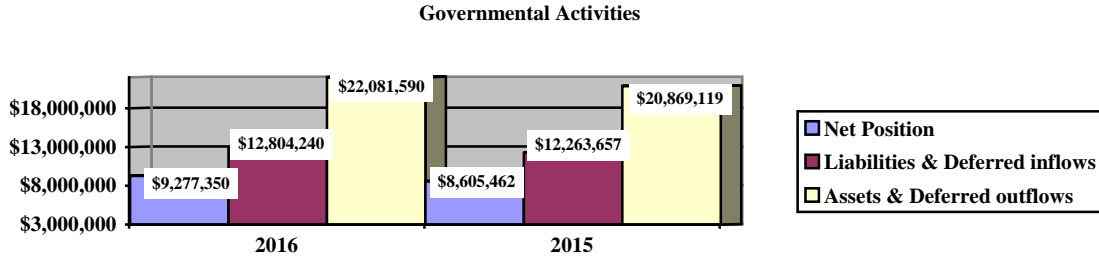
At year-end, capital assets represented 53.13% of total assets. Capital assets include land, construction in progress, land improvements, buildings and improvements, furniture and equipment and vehicles. The Center had \$11,105,767 invested in capital assets at June 30, 2016. These capital assets are used to provide services to the students and are not available for future spending.

**COLUMBIANA COUNTY CAREER AND TECHNICAL CENTER
COLUMBIANA COUNTY, OHIO**

**MANAGEMENT'S DISCUSSION AND ANALYSIS
FOR THE FISCAL YEAR ENDED JUNE 30, 2016**

A portion of the Center's net position, \$4,147,018, represents resources that are subject to external restriction on how they may be used. The remaining balance of unrestricted net position is (\$5,975,435).

The graph below illustrates the governmental activities assets, liabilities and deferred inflows and net position at June 30, 2016 and June 30, 2015:



The table below shows the change in net position for fiscal years 2016 and 2015.

Change in Net Position

	Governmental Activities <u>2016</u>	Governmental Activities <u>2015</u>
<u>Revenues</u>		
Program revenues:		
Charges for services and sales	\$ 1,475,474	\$ 1,251,108
Operating grants and contributions	1,084,587	1,252,218
General revenues:		
Property taxes	2,067,813	2,002,193
Grants and entitlements	3,601,067	3,547,908
Investment earnings	19,822	15,129
Other	<u>5,176</u>	<u>8,567</u>
Total revenues	<u>8,253,939</u>	<u>8,077,123</u>

**COLUMBIANA COUNTY CAREER AND TECHNICAL CENTER
COLUMBIANA COUNTY, OHIO**

MANAGEMENT'S DISCUSSION AND ANALYSIS
FOR THE FISCAL YEAR ENDED JUNE 30, 2016

Change in Net Position

	Governmental Activities <u>2016</u>	Governmental Activities <u>2015</u>
<u>Expenses</u>		
Program expenses:		
Instruction:		
Regular	\$ -	\$ 111,645
Vocational	3,616,209	3,499,379
Adult/Continuing	871,547	855,140
Support services:		
Pupil	623,605	604,207
Instructional staff	686,324	628,344
Board of education	23,966	22,647
Administration	418,676	385,207
Fiscal	349,418	330,733
Operations and maintenance	778,447	917,786
Operations of non-instructional services:		
Other non-instructional services	7,374	11,335
Food service operations	150,974	191,774
Extracurricular activities	<u>55,511</u>	<u>57,144</u>
Total expenses	<u>7,582,051</u>	<u>7,615,341</u>
Change in net position	671,888	461,782
Net position at beginning of year	<u>8,605,462</u>	<u>8,143,680</u>
Net position at end of year	<u>\$ 9,277,350</u>	<u>\$ 8,605,462</u>

Governmental Activities

Net position of the Center's governmental activities increased \$671,888. Total governmental expenses of \$7,582,051, were offset by program revenues of \$2,560,061 and general revenues of \$5,693,878. Program revenues supported 33.76% of the total governmental expenses.

The primary sources of revenue for governmental activities are derived from property taxes, and grants and entitlements. These revenue sources represent 68.68% of total governmental revenue.

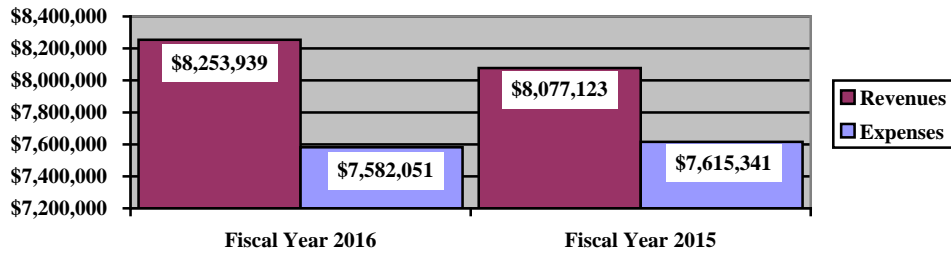
The largest expense of the Center is for instructional programs. Instruction expenses totaled \$4,487,756 or 59.19% of total governmental expenses for fiscal year 2016.

**COLUMBIANA COUNTY CAREER AND TECHNICAL CENTER
COLUMBIANA COUNTY, OHIO**

**MANAGEMENT'S DISCUSSION AND ANALYSIS
FOR THE FISCAL YEAR ENDED JUNE 30, 2016**

The graph below presents the Center's governmental activities revenue and expenses for fiscal years 2016 and 2015.

Governmental Activities - Revenues and Expenses



The statement of activities shows the cost of program services and the charges for services and grants offsetting those services. The following table shows, for governmental activities, the total cost of services and the net cost of services. That is, it identifies the cost of these services supported by tax revenue and unrestricted State grants and entitlements.

Governmental Activities

	Total Cost of Services <u>2016</u>	Net Cost of Services <u>2016</u>	Total Cost of Services <u>2015</u>	Net Cost of Services <u>2015</u>
Program expenses				
Instruction:				
Regular	\$ -	\$ -	\$ 111,645	\$ (60,699)
Vocational	3,616,209	2,957,955	3,499,379	3,040,641
Adult/Continuing	871,547	21,436	855,140	29,005
Support services:				
Pupil	623,605	452,836	604,207	443,330
Instructional staff	686,324	324,891	628,344	332,632
Board of education	23,966	23,966	22,647	22,647
Administration	418,676	258,787	385,207	235,760
Fiscal	349,418	284,175	330,733	267,477
Operations and maintenance	778,447	664,210	917,786	726,180
Operations of non-instructional services:				
Other non-instructional services	7,374	17	11,335	556
Food service operations	150,974	(21,794)	191,774	17,342
Extracurricular activities	55,511	55,511	57,144	57,144
Total expenses	<u>\$ 7,582,051</u>	<u>\$ 5,021,990</u>	<u>\$ 7,615,341</u>	<u>\$ 5,112,015</u>

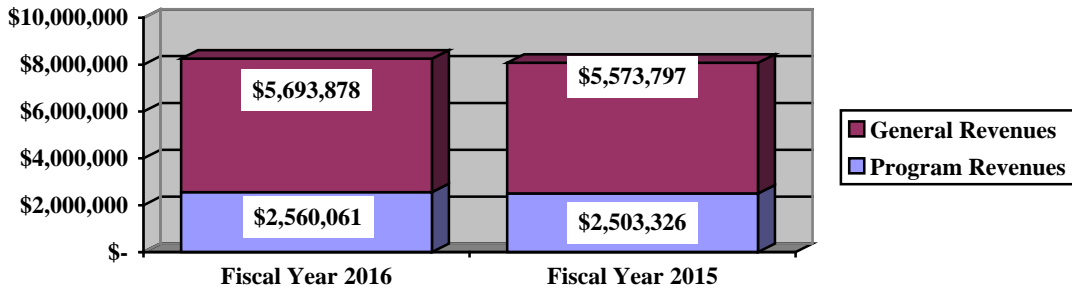
The dependence upon tax and other general revenues for governmental activities is apparent; 66.39% of instruction activities are supported through taxes and other general revenues. For all governmental activities, general revenue support is 66.24%. The Center's taxpayers and unrestricted grants and entitlements from the State are by far the primary support for the Career Center's students.

**COLUMBIANA COUNTY CAREER AND TECHNICAL CENTER
COLUMBIANA COUNTY, OHIO**

**MANAGEMENT'S DISCUSSION AND ANALYSIS
FOR THE FISCAL YEAR ENDED JUNE 30, 2016**

The graph below presents the Center's governmental activities revenue for fiscal years 2016 and 2015.

Governmental Activities - General and Program Revenues



The Career Center's Funds

The Center's governmental funds reported a combined fund balance of \$7,210,716, which is more than last year's total of \$6,866,133. The schedule below indicates the fund balance and the total change in fund balance as of June 30, 2016 and June 30, 2015.

	<u>Fund Balance June 30, 2016</u>	<u>Fund Balance June 30, 2015</u>	<u>Increase/ (Decrease)</u>	<u>Percentage Change</u>
General	\$ 3,042,842	\$ 3,155,156	\$ (112,314)	(3.56) %
Adult Education	653,179	660,283	(7,104)	(1.08) %
Permanent Improvement	3,434,279	2,997,120	437,159	14.59 %
Other Governmental	<u>80,416</u>	<u>53,574</u>	<u>26,842</u>	50.10 %
Total	<u>\$ 7,210,716</u>	<u>\$ 6,866,133</u>	<u>\$ 344,583</u>	5.02 %

General Fund

The Center's general fund balance decreased \$112,314.

The table that follows assists in illustrating the financial activities and fund balance of the general fund.

**COLUMBIANA COUNTY CAREER AND TECHNICAL CENTER
COLUMBIANA COUNTY, OHIO**

MANAGEMENT'S DISCUSSION AND ANALYSIS
FOR THE FISCAL YEAR ENDED JUNE 30, 2016

	<u>2016</u> <u>Amount</u>	<u>2015</u> <u>Amount</u>	<u>Increase/</u> <u>(Decrease)</u>	<u>Percentage</u> <u>Change</u>
<u>Revenues</u>				
Taxes	\$ 2,103,007	\$ 2,028,579	\$ 74,428	3.67 %
Tuition	385,300	161,595	223,705	138.44 %
Intergovernmental	3,818,163	3,771,152	47,011	1.25 %
Classroom materials and fees	51,784	55,771	(3,987)	(7.15) %
Other revenues	<u>9,465</u>	<u>17,662</u>	<u>(8,197)</u>	(46.41) %
Total	<u>\$ 6,367,719</u>	<u>\$ 6,034,759</u>	<u>\$ 332,960</u>	5.52 %
<u>Expenditures</u>				
Instruction	\$ 3,182,890	\$ 3,021,641	\$ 161,249	5.34 %
Support services	2,081,467	2,050,083	31,384	1.53 %
Extracurricular activities	<u>55,641</u>	<u>57,662</u>	<u>(2,021)</u>	(3.50) %
Total	<u>\$ 5,319,998</u>	<u>\$ 5,129,386</u>	<u>\$ 190,612</u>	3.72 %

Overall revenues of the general fund increased \$332,960 or 5.52%. The most significant increase was \$223,705 or 138.44% was in tuition, due to an increase in open enrollment in fiscal year 2016. Other revenues decreased \$8,197 or 46.41% primarily due to the Center receiving less EGCC rental income in fiscal year 2016. All remaining revenues are comparable to fiscal year 2015.

Overall expenditure of the general fund increased \$190,612 or 3.72%. All expenditures remained comparable to fiscal year 2015.

Adult Education Fund

The adult education fund had \$1,285,465 in revenues and \$1,292,569 in expenditures. During fiscal year 2016, the adult education fund's fund balance decreased \$7,104 from \$660,283 to \$653,179.

Permanent Improvement Fund

The permanent improvement fund had \$1,184,822 in revenues and other financing sources and \$747,663 in expenditures. During fiscal year 2016, the permanent improvement fund's fund balance increased \$437,159 from \$2,997,120 to \$3,434,279.

General Fund Budgeting Highlights

The Center's budget is prepared according to Ohio law and is based on accounting for certain transactions on a basis of cash receipts, disbursements and encumbrances. The most significant budgeted fund is the general fund.

During the course of fiscal year 2016, the Center amended its general fund budget several times. For the general fund, original budgeted revenues and other financing sources were \$6,286,729 and final budgeted revenues and other financing sources were \$6,477,305. Actual revenues and other financing sources for fiscal year 2016 were \$6,477,330. This represents a \$25 increase from final budgeted revenues and other financing sources.

General fund original and final appropriations and other financing uses were \$6,701,738. The actual budget basis expenditures and other financing uses for fiscal year 2016 totaled \$6,623,053, which was \$78,685 less than the final budget appropriations and other financing uses.

**COLUMBIANA COUNTY CAREER AND TECHNICAL CENTER
COLUMBIANA COUNTY, OHIO**

MANAGEMENT'S DISCUSSION AND ANALYSIS
FOR THE FISCAL YEAR ENDED JUNE 30, 2016

Capital Assets and Debt Administration

Capital Assets

At the end of fiscal year 2016, the Center had \$11,174,547 invested in land, construction in progress, land improvements, buildings and improvements, furniture and equipment and vehicles. This entire amount is reported in governmental activities. The table on the following page shows June 30, 2016 balances compared to June 30, 2015.

**Capital Assets at June 30
(Net of Depreciation)**

	Governmental Activities	
	2016	2015
Land	\$ 152,290	\$ 152,290
Construction in progress	284,630	300,744
Land improvements	439,957	462,436
Building and improvements	9,062,868	8,614,686
Furniture and equipment	1,221,216	1,291,897
Vehicles	13,586	19,308
 Total	 \$ 11,174,547	 \$ 10,841,361

The overall increase in capital assets of \$333,186 is due to capital outlays of \$946,612 exceeding depreciation expense of \$607,879 and disposals (net of accumulated depreciation) of \$5,547 in fiscal year 2016.

See Note 8 to the basic financial statements for additional information on the Center's capital assets.

Debt Administration

At June 30, 2016, the Center had no debt outstanding.

Current Financial Related Activities

Transfers from the General Fund to the Permanent Improvement Fund are earmarked for upgrades and improvements to the facility. Consideration is given to programming needs and improving energy efficiency.

In fiscal year 2016, renovations to the Cosmetology lab were completed and new ceilings and LED light fixtures were installed in the corridors throughout the main building. The total cost of the project was \$765,099. Renovations to the Landscape & Environmental Design Lab were started in fiscal year 2016. The project will be completed in fiscal year 2017 for a total probable cost of \$1,155,906.

Contacting the Center's Financial Management

This financial report is designed to provide our citizens, taxpayers, and investors and creditors with a general overview of the Center's finances and to show the Center's accountability for the money it receives. If you have questions about this report or need additional financial information contact Ms. Katherine Mihalich, Treasurer, Columbiana County Career and Technical Center, 9364 State Route 45, Lisbon, Ohio 44432

**COLUMBIANA COUNTY CAREER AND TECHNICAL CENTER
COLUMBIANA COUNTY, OHIO**

STATEMENT OF NET POSITION
JUNE 30, 2016

	Governmental Activities
Assets:	
Equity in pooled cash and investments	\$ 7,629,676
Receivables:	
Property taxes	2,207,545
Accounts	4,128
Intergovernmental	12,622
Prepayments	225
Materials and supplies inventory	431
Inventory held for resale	2,399
Capital assets:	
Nondepreciable capital assets	436,920
Depreciable capital assets, net	10,737,627
Capital assets, net	11,174,547
Total assets	21,031,573
Deferred outflows of resources:	
Pension - STRS	761,384
Pension - SERS	288,633
Total deferred outflows of resources	1,050,017
Liabilities:	
Accounts payable	3,580
Contracts payable	68,780
Accrued wages and benefits payable	363,314
Intergovernmental payable	4,773
Pension and postemployment benefits payable	49,718
Long-term liabilities:	
Due within one year	71,615
Due in more than one year:	
Net pension liability	9,296,143
Other amounts due in more than one year	213,328
Total liabilities	10,071,251
Deferred inflows of resources:	
Property taxes levied for the next fiscal year	2,047,122
Pension - STRS	652,697
Pension - SERS	33,170
Total deferred inflows of resources	2,732,989
Net position:	
Net investment in capital assets	11,105,767
Restricted for:	
Capital projects	3,434,279
Other purposes	712,739
Unrestricted (deficit)	(5,975,435)
Total net position	\$ 9,277,350

SEE ACCOMPANYING NOTES TO THE BASIC FINANCIAL STATEMENTS

**COLUMBIANA COUNTY CAREER AND TECHNICAL CENTER
COLUMBIANA COUNTY, OHIO**

STATEMENT OF ACTIVITIES
FOR THE FISCAL YEAR ENDED JUNE 30, 2016

	Expenses	Program Revenues		Net (Expense)
		Charges for Services and Sales	Operating Grants and Contributions	Revenue and Changes in Net Position
				Governmental Activities
Governmental activities:				
Instruction:				
Vocational	\$ 3,616,209	\$ 439,493	\$ 218,761	\$ (2,957,955)
Adult/continuing.	871,547	558,651	291,460	(21,436)
Support services:				
Pupil.	623,605	64,963	105,806	(452,836)
Instructional staff	686,324	114,500	246,933	(324,891)
Board of education	23,966	-	-	(23,966)
Administration.	418,676	97,578	62,311	(258,787)
Fiscal.	349,418	49,280	15,963	(284,175)
Operations and maintenance . .	778,447	85,415	28,822	(664,210)
Operation of non-instructional services:				
Other non-instructional services	7,374	5,557	1,800	(17)
Food service operations	150,974	60,037	112,731	21,794
Extracurricular activities.	55,511	-	-	(55,511)
Total governmental activities	\$ 7,582,051	\$ 1,475,474	\$ 1,084,587	(5,021,990)
General revenues:				
Property taxes levied for:				
General purposes				2,067,813
Grants and entitlements not restricted to specific programs				3,601,067
Investment earnings				19,822
Miscellaneous				5,176
Total general revenues				5,693,878
Change in net position				671,888
Net position at beginning of year				8,605,462
Net position at end of year.				\$ 9,277,350

SEE ACCOMPANYING NOTES TO THE BASIC FINANCIAL STATEMENTS

**COLUMBIANA COUNTY CAREER AND TECHNICAL CENTER
COLUMBIANA COUNTY, OHIO**

BALANCE SHEET
GOVERNMENTAL FUNDS
JUNE 30, 2016

	<u>General</u>	<u>Adult Education</u>	<u>Permanent Improvement</u>	<u>Nonmajor Governmental Funds</u>	<u>Total Governmental Funds</u>
Assets:					
Equity in pooled cash and investments	\$ 3,368,082	\$ 674,328	\$ 3,503,059	\$ 84,207	\$ 7,629,676
Receivables:					
Property taxes	2,207,545	-	-	-	2,207,545
Accounts	294	3,834	-	-	4,128
Intergovernmental	9,373	-	-	3,249	12,622
Prepayments	225	-	-	-	225
Materials and supplies inventory	-	-	-	431	431
Inventory held for resale	-	-	-	2,399	2,399
Total assets	<u>\$ 5,585,519</u>	<u>\$ 678,162</u>	<u>\$ 3,503,059</u>	<u>\$ 90,286</u>	<u>\$ 9,857,026</u>
Liabilities:					
Accounts payable	\$ 3,482	\$ 98	\$ -	\$ -	\$ 3,580
Contracts payable	-	-	68,780	-	68,780
Accrued wages and benefits payable	333,211	21,555	-	8,548	363,314
Intergovernmental payable	4,336	312	-	125	4,773
Pension and postemployment benefits payable	45,503	3,018	-	1,197	49,718
Total liabilities	<u>386,532</u>	<u>24,983</u>	<u>68,780</u>	<u>9,870</u>	<u>490,165</u>
Deferred inflows of resources:					
Property taxes levied for the next fiscal year	2,047,122	-	-	-	2,047,122
Delinquent property tax revenue not available	99,650	-	-	-	99,650
Intergovernmental revenue not available	9,373	-	-	-	9,373
Total deferred inflows of resources	<u>2,156,145</u>	<u>-</u>	<u>-</u>	<u>-</u>	<u>2,156,145</u>
Fund balances:					
Nonspendable:					
Materials and supplies inventory	-	-	-	431	431
Prepays	225	-	-	-	225
Restricted:					
Capital improvements	-	-	3,434,279	-	3,434,279
Adult education	-	653,179	-	-	653,179
Food service operations	-	-	-	88,062	88,062
Assigned:					
Student instruction	23,369	-	-	-	23,369
Student and staff support	25,950	-	-	-	25,950
Extracurricular activities	4,404	-	-	-	4,404
Subsequent year's appropriations	300,966	-	-	-	300,966
Other purposes	41,556	-	-	-	41,556
Unassigned (deficit)	2,646,372	-	-	(8,077)	2,638,295
Total fund balances	<u>3,042,842</u>	<u>653,179</u>	<u>3,434,279</u>	<u>80,416</u>	<u>7,210,716</u>
Total liabilities, deferred inflows and fund balances	<u>\$ 5,585,519</u>	<u>\$ 678,162</u>	<u>\$ 3,503,059</u>	<u>\$ 90,286</u>	<u>\$ 9,857,026</u>

SEE ACCOMPANYING NOTES TO THE BASIC FINANCIAL STATEMENTS

**COLUMBIANA COUNTY CAREER AND TECHNICAL CENTER
COLUMBIANA COUNTY, OHIO**

RECONCILIATION OF TOTAL GOVERNMENTAL FUND BALANCES TO
NET POSITION OF GOVERNMENTAL ACTIVITIES
JUNE 30, 2016

Total governmental fund balances		\$ 7,210,716
<i>Amounts reported for governmental activities on the statement of net position are different because:</i>		
Capital assets used in governmental activities are not financial resources and therefore are not reported in the funds.		11,174,547
Other long-term assets, such as taxes receivable are not available to pay for current-period expenditures and therefore are deferred inflows in the funds.		
Property taxes receivable	\$ 99,650	
Intergovernmental receivable	9,373	
Total	109,023	109,023
The net pension liability is not due and payable in the current period; therefore, liability and related deferred inflows are not reported in governmental funds.		
Deferred outflows - Pension	1,050,017	
Deferred Inflows - Pension	(685,867)	
Net pension liability	(9,296,143)	
Total	(8,931,993)	(8,931,993)
Long-term liabilities, including compensated absences payable, are not due and payable in the current period and therefore are not reported in the funds.		(284,943)
Net position of governmental activities		\$ 9,277,350

SEE ACCOMPANYING NOTES TO THE BASIC FINANCIAL STATEMENTS

**COLUMBIANA COUNTY CAREER AND TECHNICAL CENTER
COLUMBIANA COUNTY, OHIO**

STATEMENT OF REVENUES, EXPENDITURES AND CHANGES IN FUND BALANCES
GOVERNMENTAL FUNDS
FOR THE FISCAL YEAR ENDED JUNE 30, 2016

	<u>General</u>	<u>Adult Education</u>	<u>Permanent Improvement</u>	<u>Nonmajor Governmental Funds</u>	<u>Total Governmental Funds</u>
Revenues:					
From local sources:					
Property taxes	\$ 2,103,007	\$ -	\$ -	\$ -	\$ 2,103,007
Tuition	385,300	810,613	-	-	1,195,913
Earnings on investments	-	-	19,822	202	20,024
Charges for services	-	-	-	60,037	60,037
Extracurricular	2,409	-	-	-	2,409
Classroom materials and fees	51,784	163,451	-	-	215,235
Rental income	1,880	-	-	-	1,880
Other local revenues	5,176	1,647	-	772	7,595
Intergovernmental - state	3,789,608	309,754	-	4,675	4,104,037
Intergovernmental - federal	28,555	-	-	550,441	578,996
Total revenues	<u>6,367,719</u>	<u>1,285,465</u>	<u>19,822</u>	<u>616,127</u>	<u>8,289,133</u>
Expenditures:					
Current:					
Instruction:					
Vocational	3,182,890	-	-	1,665	3,184,555
Adult/continuing	-	741,321	-	112,461	853,782
Support services:					
Pupil	460,335	86,205	-	85,064	631,604
Instructional staff	370,090	151,940	-	209,939	731,969
Board of education	24,114	-	-	-	24,114
Administration	254,100	129,485	-	31,322	414,907
Fiscal	283,330	65,394	-	-	348,724
Operations and maintenance	689,498	92,107	-	6,000	787,605
Operation of non-instructional services:					
Other operation of non-instructional	-	7,374	-	-	7,374
Food service operations	-	-	-	142,834	142,834
Extracurricular activities	55,641	-	-	-	55,641
Facilities acquisition and construction	-	18,743	747,663	-	766,406
Total expenditures	<u>5,319,998</u>	<u>1,292,569</u>	<u>747,663</u>	<u>589,285</u>	<u>7,949,515</u>
Excess (deficiency) of revenues over (under) expenditures	<u>1,047,721</u>	<u>(7,104)</u>	<u>(727,841)</u>	<u>26,842</u>	<u>339,618</u>
Other financing sources (uses):					
Sale of assets	4,965	-	-	-	4,965
Transfers in	-	-	1,165,000	-	1,165,000
Transfers (out)	<u>(1,165,000)</u>	<u>-</u>	<u>-</u>	<u>-</u>	<u>(1,165,000)</u>
Total other financing sources (uses)	<u>(1,160,035)</u>	<u>-</u>	<u>1,165,000</u>	<u>-</u>	<u>4,965</u>
Net change in fund balances	(112,314)	(7,104)	437,159	26,842	344,583
Fund balances at beginning of year	<u>3,155,156</u>	<u>660,283</u>	<u>2,997,120</u>	<u>53,574</u>	<u>6,866,133</u>
Fund balances at end of year	<u>\$ 3,042,842</u>	<u>\$ 653,179</u>	<u>\$ 3,434,279</u>	<u>\$ 80,416</u>	<u>\$ 7,210,716</u>

SEE ACCOMPANYING NOTES TO THE BASIC FINANCIAL STATEMENTS

**COLUMBIANA COUNTY CAREER AND TECHNICAL CENTER
COLUMBIANA COUNTY, OHIO**

RECONCILIATION OF THE STATEMENT OF REVENUES, EXPENDITURES
AND CHANGES IN FUND BALANCES OF GOVERNMENTAL FUNDS
TO THE STATEMENT OF ACTIVITIES
FOR THE FISCAL YEAR ENDED JUNE 30, 2016

Net change in fund balances - total governmental funds \$ 344,583

Amounts reported for governmental activities in the statement of activities are different because:

Governmental funds report capital outlays as expenditures. However, in the statement of activities, the cost of those assets is allocated over their estimated useful lives as depreciation expense.

Capital asset additions	\$	946,612	
Current year depreciation		(607,879)	
Total		338,733	338,733

The net effect of various miscellaneous transactions involving capital assets (i.e., sales, disposals, trade-ins, and donations) is to decrease net position. (5,547)

Revenues in the statement of activities that do not provide current financial resources are not reported as revenues in the funds.

Property taxes		(44,567)	
Intergovernmental		9,373	
Total		(35,194)	(35,194)

Contractually required pension contributions are reported as expenditures in governmental funds; however, the statement of activities reports these amounts as deferred outflows. 537,702

Except for amounts reported as deferred inflows/outflows, changes in the net pension liability are reported as pension expense in the statement of activities. (487,880)

Some expenses reported in the statement of activities, such as compensated absences, do not require the use of current financial resources and therefore are not reported as expenditures in governmental funds. (20,509)

Change in net position of governmental activities \$ 671,888

SEE ACCOMPANYING NOTES TO THE BASIC FINANCIAL STATEMENTS

**COLUMBIANA COUNTY CAREER AND TECHNICAL CENTER
COLUMBIANA COUNTY, OHIO**

STATEMENT OF REVENUES, EXPENDITURES AND CHANGES IN
FUND BALANCE - BUDGET AND ACTUAL (NON-GAAP BUDGETARY BASIS)
GENERAL FUND
FOR THE FISCAL YEAR ENDED JUNE 30, 2016

	<u>Budgeted Amounts</u>			Variance with Final Budget Positive (Negative)
	<u>Original</u>	<u>Final</u>	<u>Actual</u>	
Revenues:				
From local sources:				
Property taxes	\$ 2,044,539	\$ 2,108,120	\$ 2,108,120	\$ -
Tuition.	373,679	385,300	385,300	-
Rental income	1,823	1,880	1,880	-
Other local revenues	4,996	5,151	5,176	25
Intergovernmental - state	3,675,481	3,789,782	3,789,782	-
Intergovernmental - federal	27,694	28,555	28,555	-
Total revenues	<u>6,128,212</u>	<u>6,318,788</u>	<u>6,318,813</u>	<u>25</u>
Expenditures:				
Current:				
Instruction:				
Vocational.	3,215,647	3,215,647	3,147,886	67,761
Support services:				
Pupil.	537,343	537,343	485,447	51,896
Instructional staff	398,036	398,036	372,090	25,946
Board of education	52,472	52,472	24,939	27,533
Administration.	257,950	257,950	251,438	6,512
Fiscal	287,456	287,456	282,802	4,654
Operations and maintenance.	730,346	730,346	711,111	19,235
Extracurricular activities.	57,488	57,488	56,675	813
Total expenditures	<u>5,536,738</u>	<u>5,536,738</u>	<u>5,332,388</u>	<u>204,350</u>
Excess (deficiency) of revenues over (under) expenditures.	<u>591,474</u>	<u>782,050</u>	<u>986,425</u>	<u>204,375</u>
Other financing sources (uses):				
Refund of prior year's expenditures	9,758	9,758	9,758	-
Transfers (out).	(1,165,000)	(1,165,000)	(1,165,000)	-
Advances in.	143,794	143,794	143,794	-
Advances (out)	-	-	(125,665)	(125,665)
Sale of assets	4,965	4,965	4,965	-
Total other financing sources (uses)	<u>(1,006,483)</u>	<u>(1,006,483)</u>	<u>(1,132,148)</u>	<u>(125,665)</u>
Net change in fund balance	(415,009)	(224,433)	(145,723)	78,710
Fund balance at beginning of year	3,328,993	3,328,993	3,328,993	-
Prior year encumbrances appropriated	86,738	86,738	86,738	-
Fund balance at end of year	<u>\$ 3,000,722</u>	<u>\$ 3,191,298</u>	<u>\$ 3,270,008</u>	<u>\$ 78,710</u>

SEE ACCOMPANYING NOTES TO THE BASIC FINANCIAL STATEMENTS

**COLUMBIANA COUNTY CAREER AND TECHNICAL CENTER
COLUMBIANA COUNTY, OHIO**

STATEMENT OF REVENUES, EXPENDITURES AND CHANGES IN
FUND BALANCE - BUDGET AND ACTUAL (NON-GAAP BUDGETARY BASIS)
ADULT EDUCATION FUND
FOR THE FISCAL YEAR ENDED JUNE 30, 2016

	<u>Budgeted Amounts</u>		<u>Actual</u>	<u>Variance with Final Budget Positive (Negative)</u>
	<u>Original</u>	<u>Final</u>		
Revenues:				
From local sources:				
Tuition	\$ 785,173	\$ 801,827	\$ 808,993	\$ 7,166
Classroom materials and fees	157,955	161,305	162,747	1,442
Other local revenues	2,254	2,301	2,322	21
Intergovernmental - state	300,634	307,010	309,754	2,744
Total revenue	<u>1,246,016</u>	<u>1,272,443</u>	<u>1,283,816</u>	<u>11,373</u>
Expenditures:				
Current:				
Instruction:				
Adult/continuing	914,357	921,547	751,729	169,818
Support Services:				
Pupil	104,682	105,505	86,063	19,442
Instructional staff	183,200	184,640	150,616	34,024
Administration	157,489	158,727	129,478	29,249
Fiscal	79,175	79,798	65,093	14,705
Operations and maintenance	114,805	115,708	94,386	21,322
Operation of non-instructional services	9,005	9,075	7,403	1,672
Facilities acquisition and construction	22,798	22,977	18,743	4,234
Total expenditures	<u>1,585,511</u>	<u>1,597,977</u>	<u>1,303,511</u>	<u>294,466</u>
Excess of revenues under expenditures	<u>(339,495)</u>	<u>(325,534)</u>	<u>(19,695)</u>	<u>305,839</u>
Other financing sources:				
Refund of prior year's expenditures	969	989	998	9
Total other financing sources	<u>969</u>	<u>989</u>	<u>998</u>	<u>9</u>
Net change in fund balance	(338,526)	(324,545)	(18,697)	305,848
Fund balance at beginning of year	657,825	657,825	657,825	-
Prior year encumbrances appropriated	28,242	28,242	28,242	-
Fund balance at end of year	<u>\$ 347,541</u>	<u>\$ 361,522</u>	<u>\$ 667,370</u>	<u>\$ 305,848</u>

SEE ACCOMPANYING NOTES TO THE BASIC FINANCIAL STATEMENTS

**COLUMBIANA COUNTY CAREER AND TECHNICAL CENTER
COLUMBIANA COUNTY, OHIO**

STATEMENT OF FIDUCIARY NET POSITION
FIDUCIARY FUNDS
JUNE 30, 2016

	Private Purpose Trust	
	Scholarship	Agency
Assets:		
Current assets:		
Equity in pooled cash and investments	\$ 2,570	\$ 15,189
Total assets.	2,570	\$ 15,189
Liabilities:		
Due to students.	-	\$ 15,189
Total liabilities	-	\$ 15,189
Net position:		
Held in trust for scholarships	2,570	
Total net position.	\$ 2,570	

SEE ACCOMPANYING NOTES TO THE BASIC FINANCIAL STATEMENTS

**COLUMBIANA COUNTY CAREER AND TECHNICAL CENTER
COLUMBIANA COUNTY, OHIO**

STATEMENT OF CHANGES IN FIDUCIARY NET POSITION
FIDUCIARY FUNDS
FOR THE FISCAL YEAR ENDED JUNE 30, 2016

	Private Purpose Trust
	Scholarship
Additions:	
Gifts and contributions	\$ 1,810
Total additions.	1,810
 Deductions:	
Scholarships awarded	3,550
Change in net position.	(1,740)
Net position at beginning of year	4,310
Net position at end of year	\$ 2,570

SEE ACCOMPANYING NOTES TO THE BASIC FINANCIAL STATEMENTS

**COLUMBIANA COUNTY CAREER AND TECHNICAL CENTER
COLUMBIANA COUNTY, OHIO**

NOTES TO THE BASIC FINANCIAL STATEMENTS
FOR THE FISCAL YEAR ENDED JUNE 30, 2016

NOTE 1 - DESCRIPTION OF THE CENTER

The Columbiana County Career and Technical Center (the "Center") is organized under section 3311.88 of the Ohio Revised Code. The Center provides vocational education for 9 school districts serving all eligible students throughout 501 square miles of eastern Ohio, including Columbiana and portions of Mahoning and Jefferson counties. The Center fosters cooperative relationships with business and industry, professional organizations, participating school districts and other interested, concerned groups and organizations to consider, plan, and implement educational programs designed to meet the common needs and interests of students. The Center is staffed at the secondary level by 31 certified employees to provide service to approximately 400 high school students. At the adult level, the center is staffed with 9 full-time and 61 part-time certified employees to provide service to approximately 420 adult students. Additionally, 16 non-certified employees are employed to provide service at both levels.

NOTE 2 - SUMMARY OF SIGNIFICANT ACCOUNTING POLICIES

The basic financial statements of the Center have been prepared in conformity with accounting principles generally accepted in the United States of America (GAAP) as applied to governmental units. The Governmental Accounting Standards Board (GASB) is the accepted standard-setting body for establishing governmental accounting and financial reporting principles. The Center's significant accounting policies are described below.

A. Reporting Entity

The reporting entity has been defined in accordance with GASB Statement No. 14, "The Financial Reporting Entity" as amended by GASB Statement No. 39, "Determining Whether Certain Organizations Are Component Units" and GASB Statement No. 61, "The Financial Reporting Entity: Omnibus an Amendment of GASB Statements No. 14 and No. 34". The reporting entity is composed of the primary government and component units. The primary government consists of all funds, departments, boards and agencies that are not legally separate from the Center. For the Center, this includes general operations, food service, and student related activities of the Center.

Component units are legally separate organizations for which the Center is financially accountable. The Center is financially accountable for an organization if the Center appoints a voting majority of the organization's Governing Board and (1) the Center is able to significantly influence the programs or services performed or provided by the organization; or (2) the Center is legally entitled to or can otherwise access the organization's resources; or (3) the Center is legally obligated or has otherwise assumed the responsibility to finance the deficits of, or provide financial support to, the organization; or (4) the Center is obligated for the debt of the organization. Component units may also include organizations that are fiscally dependent on the Center in that the Center approves the budget, the issuance of debt or the levying of taxes. Certain organizations are also included as component units if the nature and significance of the relationship between the primary government and the organization is such that exclusion by the primary government would render the primary government's financial statements incomplete or misleading. Based upon the application of these criteria, the Center has no component units. The basic financial statements of the reporting entity include only those of the Center (the primary government).

**COLUMBIANA COUNTY CAREER AND TECHNICAL CENTER
COLUMBIANA COUNTY, OHIO**

NOTES TO THE BASIC FINANCIAL STATEMENTS
FOR THE FISCAL YEAR ENDED JUNE 30, 2016

NOTE 2 - SUMMARY OF SIGNIFICANT ACCOUNTING POLICIES - (Continued)

The following organizations are described due to their relationship to the Center:

JOINTLY GOVERNED ORGANIZATIONS

Area Cooperative Computerized Educational Service System (ACCESS)

ACCESS is a jointly governed organization among 26 school districts, two career and technical centers, two educational service centers, 20 non-public schools and two Special Education Regional Resource Centers. ACCESS was formed for the purpose of applying modern technology with the aid of computers and other electronic equipment to the administrative and instructional functions among member districts. Each of the governments of these schools supports ACCESS based upon a per pupil charge dependent upon the software package utilized. ACCESS is governed by a Board of Directors consisting of superintendents of the members school districts. The degree of control exercised by any school district is limited to its representation on the Board. In accordance with GASB Statement No. 14, the Center does not have any equity interest in ACCESS. Financial information can be obtained from the treasurer, at 100 DeBartolo Place, Suite 222, Youngstown, Ohio 44512-7019.

INSURANCE PURCHASING POOLS

Stark County Schools Council of Governments

The Stark County Schools Council of Governments Health Benefit Plan is a shared risk pool created pursuant to State statute for the purpose of administering health care benefits. The consortium is governed by an assembly, which consists of one representative from each participating school district (usually the superintendent or designee). The assembly elects officers for one year terms to serve on the Board of Directors. The assembly exercises control over the operation of the Consortium. All Consortium revenues are generated from charges for services.

Worker's Compensation Group Rating Program

The Center participates in a group rating plan (GRP) for workers' compensation as established under Section 4123.29 of the Ohio Revised Code. Participation in the GRP is limited to school districts that can meet the GRP's selection criteria. The firm of Sheakley Uniservice Inc. provides administrative, cost control and actuarial services to the GRP. Each year, the Center pays an enrollment fee to the GRP to cover the costs of administering the program.

B. Fund Accounting

The Center uses funds to maintain its financial records during the year. A fund is defined as a fiscal and accounting entity with a self balancing set of accounts. There are three categories of funds: governmental, proprietary and fiduciary.

GOVERNMENTAL FUNDS

Governmental funds are those through which most governmental functions typically are financed. Governmental fund reporting focuses on the sources, uses and balances of current financial resources. Expendable assets are assigned to the various governmental funds according to the purposes for which they may or must be used. Current liabilities are assigned to the fund from which they will be paid. The difference between governmental fund assets and liabilities and deferred inflows of resources is reported as fund balance.

**COLUMBIANA COUNTY CAREER AND TECHNICAL CENTER
COLUMBIANA COUNTY, OHIO**

NOTES TO THE BASIC FINANCIAL STATEMENTS
FOR THE FISCAL YEAR ENDED JUNE 30, 2016

NOTE 2 - SUMMARY OF SIGNIFICANT ACCOUNTING POLICIES - (Continued)

The following are the Center's major governmental funds:

General fund - The general fund is used to account for and report all financial resources not accounted for and reported in another fund. The general fund balance is available for any purpose provided it is expended or transferred according to the general laws of Ohio.

Adult education fund - The adult education fund is used to account for transactions made in connection with adult education classes. Receipts include, but are not limited to, tuition from patrons and students and reimbursement from the State Department of Education. Expenditures include supplies, salaries and textbooks.

Permanent improvement fund - The permanent improvement fund is used to account for all transactions related to acquiring, construction or improving projects that are approved by Section 5705, Ohio Revised Code.

Other governmental funds of the Center are used to account for specific revenue sources that are restricted or committed to an expenditure for specified purposes other than debt service or capital projects.

PROPRIETARY FUND

Proprietary funds are used to account for the Center's ongoing activities which are similar to those often found in the private sector. The Center has no proprietary funds.

FIDUCIARY FUNDS

Fiduciary fund reporting focuses on net position and changes in net position. The fiduciary fund category is split into four classifications: pension trust funds, investment trust funds, private-purpose trust funds and agency funds. Trust funds are used to account for assets held by the Center under a trust agreement for individuals, private organizations, or other governments and are therefore not available to support the Center's own programs. The Center has one trust fund, which accounts for the endowment fund. Agency funds are custodial in nature (assets equal liabilities) and do not involve measurement of results of operations. The Center's agency funds account for student activities and Center agency services.

C. Basis of Presentation and Measurement Focus

Government-wide Financial Statements - The statement of net position and the statement of activities display information about the Center as a whole. These statements include the financial activities of the primary government, except for fiduciary funds.

The government-wide statement of activities presents a comparison between direct expenses and program revenues for each function or program of the governmental activities of the Center. Direct expenses are those that are specifically associated with a service, program or department and therefore clearly identifiable to a particular function. Program revenues include amounts paid by the recipient of goods or services offered by the program and grants and contributions that are restricted to meeting the operational or capital requirements of a particular program. Revenues not classified as program revenues are presented as general revenues of the Center.

**COLUMBIANA COUNTY CAREER AND TECHNICAL CENTER
COLUMBIANA COUNTY, OHIO**

NOTES TO THE BASIC FINANCIAL STATEMENTS
FOR THE FISCAL YEAR ENDED JUNE 30, 2016

NOTE 2 - SUMMARY OF SIGNIFICANT ACCOUNTING POLICIES - (Continued)

The government-wide financial statements are prepared using the economic resources measurement focus. All assets and deferred outflows of resources and all liabilities and deferred inflows of resources associated with the operation of the Center are included on the statement of net position.

Fund Financial Statements - Fund financial statements report detailed information about the Center. The focus of governmental fund financial statements is on major funds rather than reporting funds by type. Each major fund is presented in a separate column, and all nonmajor funds are aggregated into one column. Fiduciary funds are reported by fund type.

All governmental funds are accounted for using a flow of current financial resources measurement focus. With this measurement focus, only current assets and deferred outflows of resources and current liabilities and deferred inflows of resources generally are included on the balance sheet. The statement of revenues, expenditures and changes in fund balances reports on the sources (i.e., revenues and other financing sources) and uses (i.e., expenditures and other financing uses) of current financial resources. This approach differs from the manner in which the governmental activities of the government-wide financial statements are prepared. Governmental fund financial statements therefore include a reconciliation with brief explanations to better identify the relationship between the government-wide statements and the statements for governmental funds.

Agency funds do not report a measurement focus as they do not report operations.

D. Basis of Accounting

Basis of accounting determines when transactions are recorded in the financial records and reported on the financial statements. Government-wide financial statements are prepared using the accrual basis of accounting. Governmental funds use the modified accrual basis of accounting. Fiduciary funds also use the accrual basis of accounting.

Revenues - Exchange and Nonexchange Transactions - Revenue resulting from exchange transactions, in which each party gives and receives essentially equal value, are recorded on the accrual basis when the exchange takes place. On a modified accrual basis, revenue is recorded in the fiscal year in which the resources are measurable and become available. Available means that the resources will be collected within the current fiscal year or are expected to be collected soon enough thereafter to be used to pay liabilities of the current fiscal year. For the Center, available means expected to be received within sixty days of fiscal year end.

Nonexchange transactions, in which the Center receives value without directly giving equal value in return, include property taxes, grants, entitlements and donations. On an accrual basis, revenue from property taxes is recognized in the fiscal year for which the taxes are levied (See Note 6).

Revenue from grants, entitlements and donations is recognized in the fiscal year in which all eligibility requirements have been satisfied. Eligibility requirements include timing requirements, which specify the year when the resources are required to be used or the fiscal year when use is first permitted, matching requirements, in which the Center must provide local resources to be used for a specified purpose and expenditure requirements, in which the resources are provided to the Center on a reimbursement basis. On a modified accrual basis, revenue from nonexchange transactions must also be available before it can be recognized.

**COLUMBIANA COUNTY CAREER AND TECHNICAL CENTER
COLUMBIANA COUNTY, OHIO**

NOTES TO THE BASIC FINANCIAL STATEMENTS
FOR THE FISCAL YEAR ENDED JUNE 30, 2016

NOTE 2 - SUMMARY OF SIGNIFICANT ACCOUNTING POLICIES - (Continued)

Under the modified accrual basis, the following revenue sources are considered to be both measurable and available at fiscal year end: property taxes available as an advance, interest, tuition, grants, student fees and rentals.

Deferred Outflows of Resources and Deferred Inflows of Resources - In addition to assets, the government-wide statement of net position will report a separate section for deferred outflows of resources. Deferred outflows of resources, represents a consumption of net position that applies to a future period and will not be recognized as an outflow of resources (expense/expenditure) until then. For the Center, See Note 12 for deferred outflows of resources related the Center's net pension liability.

In addition to liabilities, both the government-wide statement of net position and the governmental fund financial statements report a separate section for deferred inflows of resources. Deferred inflows of resources represent an acquisition of net position that applies to a future period and will not be recognized as an inflow of resources (revenue) until that time. For the Center, deferred inflows of resources include property taxes and unavailable revenue. Property taxes represent amounts for which there is an enforceable legal claim as of June 30, 2016, but which were levied to finance fiscal year 2017 operations. These amounts have been recorded as a deferred inflow of resources on both the government-wide statement of net position and the governmental fund financial statements. Unavailable revenue is reported only on the governmental funds balance sheet, and represents receivables which will not be collected within the available period. For the Center unavailable revenue includes, but is not limited to, delinquent property taxes and intergovernmental grants. These amounts are deferred and recognized as an inflow of resources in the period the amounts become available.

For the Center, See Note 12 for deferred inflows of resources related to the Center's net pension liability. This deferred inflow of resources is only reported on the government-wide statement of net position.

Unearned Revenue - On the governmental fund financial statements and the statement of net position, unearned revenue is recorded as a liability for amounts resulting from exchange transactions received for services to be provided by the Center in a future reporting period.

Expenses/Expenditures - On the accrual basis of accounting, expenses are recognized at the time they are incurred. The entitlement value of donated commodities received during the year is reported in the financial statements as an expenditure with a like amount reported as intergovernmental revenue.

The measurement focus of governmental fund accounting is on decreases in net financial resources (expenditures) rather than expenses. Expenditures are generally recognized in the accounting period in which the related fund liability is incurred, if measurable. Allocations of cost, such as depreciation and amortization, are not recognized in governmental funds.

**COLUMBIANA COUNTY CAREER AND TECHNICAL CENTER
COLUMBIANA COUNTY, OHIO**

**NOTES TO THE BASIC FINANCIAL STATEMENTS
FOR THE FISCAL YEAR ENDED JUNE 30, 2016**

NOTE 2 - SUMMARY OF SIGNIFICANT ACCOUNTING POLICIES - (Continued)

E. Budgets

The Center is required by State statute to adopt an annual appropriated cash basis budget for all funds (except agency funds). The specific timetable for fiscal year 2016 is as follows:

1. Prior to January 15, the Superintendent and Treasurer submit to the Board of Education a proposed operating budget for the fiscal year commencing the following July 1. The budget includes proposed expenditures and the means of financing for all funds. Public hearings are publicized and conducted to obtain taxpayers' comments. The purpose of this budget document is to reflect the need for existing (or increased) tax rates.
2. By no later than January 20, the Board-adopted budget is filed with the Columbiana County Budget Commission for tax rate determination.
3. Prior to April 1, the Board of Education accepts, by formal resolution, the tax rates as determined by the Budget Commission and receives the Commission's certificate of estimated resources which states the projected revenue of each fund. Prior to July 1, the Center must revise its budget so that total contemplated expenditures from any fund during the ensuing year will not exceed the amount stated in the certificate of estimated resources. The revised budget then serves as a basis for the appropriation measure. On or about July 1, the certificate of estimated resources is amended to include any unencumbered balances from the preceding year as reported by the Center Treasurer. The certificate of estimated resources may be further amended during the year if projected increases or decreases in revenue are identified by the Center Treasurer. The amounts reported as the original and final budgeted amounts in the budgetary statements reflect the amounts in the certificate of estimated resources when the original and final appropriations were adopted.
4. By July 1, the annual appropriation resolution is legally enacted by the Board of Education at the fund level of expenditures, which is the legal level of budgetary control. State statute permits a temporary appropriation to be effective until no later than October 1 of each year. Resolution appropriations by fund must be within the estimated resources as certified by the County Budget Commission and the total of expenditures and encumbrances may not exceed the appropriation totals.
5. Any revisions that alter the total of any fund appropriation must be approved by the Board of Education.
6. Formal budgetary integration is employed as a management control device during the year for all funds consistent with the general obligation bond indenture and other statutory provisions. All funds completed the year within the amount of their legally authorized cash basis appropriation.
7. Appropriations amounts are as originally adopted, or as amended by the Board of Education through the year by supplemental appropriations, which either reallocated or increased the original appropriated amounts. All supplemental appropriations were legally enacted by the Board prior to June 30, 2016; however, none of these amendments were significant. The budget figures, as shown in the accompanying budgetary statement, reflect the original and final appropriation amounts including all amendments and modifications.

**COLUMBIANA COUNTY CAREER AND TECHNICAL CENTER
COLUMBIANA COUNTY, OHIO**

NOTES TO THE BASIC FINANCIAL STATEMENTS
FOR THE FISCAL YEAR ENDED JUNE 30, 2016

NOTE 2 - SUMMARY OF SIGNIFICANT ACCOUNTING POLICIES - (Continued)

Although the legal level of budgetary control was established at the fund level of expenditures, the budgetary statements present comparisons at the fund and function level of expenditures as elected by the Center Treasurer.

8. Unencumbered appropriations lapse at year end. Encumbered appropriations are carried forward to the succeeding fiscal year and need not be reappropriated. Expenditures plus encumbrances may not legally exceed budgeted appropriations at the fund level.

F. Cash and Investments

To improve cash management, cash received by the Center is pooled in a central bank account. Monies for all funds are maintained in this pool. Individual fund integrity is maintained through the Center's records. Each fund's interest in the pool is presented as "equity in pooled cash and investments" on the basic financial statements.

During fiscal year 2016, investments were limited to investments in non-negotiable certificates of deposit, STAR Plus and a repurchase agreement. Except for nonparticipating investment contracts, investments are reported at fair value, which is based on quoted market prices. Nonparticipating investment contracts such as repurchase agreements and non negotiable certificates of deposit are reported at cost.

STAR Plus is a federally insured cash account powered by the Federally Insured Cash Account (FICA) program. STAR Plus enables political subdivisions to generate a competitive yield on cash deposits in a network of carefully-selected FDIC-insured banks via a single, convenient account. STAR Plus offers attractive yields with no market or credit risk, weekly liquidity and penalty free withdrawals. All deposits with STAR Plus have full FDIC insurance, with no term commitment on deposits.

Under existing Ohio statutes all investment earnings are assigned to the general fund unless statutorily required to be credited to a specific fund. By policy of the Board of Education, investment earnings are assigned to the permanent improvement capital projects fund. Interest revenue credited to the food service fund (a nonmajor governmental fund) during fiscal year 2016 amounted to \$202, and interest revenue credited to the permanent improvement capital projects fund during fiscal year 2016 amounted to \$19,822.

For presentation on the basic financial statements, investments of the cash management pool and investments with original maturities of three months or less at the time they are purchased by the Center are considered to be cash equivalents. Investments with an initial maturity of more than three months are reported as investments.

An analysis of the Center's investment account at fiscal year end is provided in Note 4.

G. Inventory

On government-wide and fund financial statements, purchased inventories are presented at the lower of cost or market and donated commodities are presented at their entitlement value. Inventories are recorded on a first-in, first-out basis and are expensed when used. Inventories are accounted for using the consumption method.

**COLUMBIANA COUNTY CAREER AND TECHNICAL CENTER
COLUMBIANA COUNTY, OHIO**

NOTES TO THE BASIC FINANCIAL STATEMENTS
FOR THE FISCAL YEAR ENDED JUNE 30, 2016

NOTE 2 - SUMMARY OF SIGNIFICANT ACCOUNTING POLICIES - (Continued)

On the fund financial statements, reported material and supplies inventory is equally offset by a non spendable fund balance in the governmental funds which indicates that it does not constitute available spendable resources even though it is a component of net current assets.

Inventory consists of expendable supplies held for consumption, donated food and purchased food.

H. Capital Assets

General capital assets are those assets that generally result from expenditures in the governmental funds. These assets are reported in the governmental activities column of the government-wide statement of net position, but are not reported in the fund financial statements.

All capital assets are capitalized at cost (or estimated historical cost) and updated for additions and deductions during the year. Donated capital assets are recorded at their fair market values as of the date received. The Center maintains a capitalization threshold of \$5,000. Improvements are capitalized; the costs of normal maintenance and repairs that do not add to the value of the asset or materially extend an asset's life are not. The Center does not possess infrastructure.

All reported capital assets except land and construction in progress are depreciated. Improvements are depreciated over the remaining useful lives of the related capital assets. Depreciation is computed using the straight-line method over the following useful lives:

<u>Description</u>	Governmental Activities <u>Estimated Lives</u>
Land improvements	5 - 20 years
Buildings and improvements	20 - 50 years
Furniture and equipment	5 - 20 years
Vehicles	6 - 10 years

I. Interfund Balances

On fund financial statements, receivables and payables resulting from short-term interfund loans are classified as "interfund receivables/payables". These amounts are eliminated in the governmental activities column on the statement of net position.

J. Compensated Absences

Compensated absences of the Center consist of vacation leave and sick leave to the extent that payments to the employee for these absences are attributable to services already rendered and are not contingent on a specific event that is outside the control of the Center and the employee.

**COLUMBIANA COUNTY CAREER AND TECHNICAL CENTER
COLUMBIANA COUNTY, OHIO**

NOTES TO THE BASIC FINANCIAL STATEMENTS
FOR THE FISCAL YEAR ENDED JUNE 30, 2016

NOTE 2 - SUMMARY OF SIGNIFICANT ACCOUNTING POLICIES - (Continued)

In accordance with the provisions of GASB Statement No. 16, “Accounting for Compensated Absences”, a liability for vacation leave is accrued if a) the employees’ rights to payment are attributable to services already rendered; and b) it is probable that the employer will compensate the employees for the benefits through paid time off or other means, such as cash payment at termination or retirement. An accrual for earned sick leave is made to the extent that it is probable that the benefits will result in termination (severance) payments. A liability for sick leave is accrued using the vesting method; i.e., the liability is based on the sick leave accumulated at June 30, 2016, by those employees who are currently eligible to receive termination (severance) payments, as well as those employees expected to become eligible in the future.

The Center records a liability for accumulated unused sick leave for employees after 20 years of current service with the Center, or after 15 years of service and at least 45 years of age or after 10 years of service and at least 50 years old.

The total liability for vacation and sick leave payments has been calculated using pay rates in effect at June 30, 2016 and reduced to the maximum payment allowed by labor contract and/or statute, plus any applicable additional salary related payments.

The entire compensated absence liability is reported on the government-wide financial statements.

For governmental fund financial statements, the current portion of unpaid compensated absences is the amount expected to be paid using expendable available resources. These amounts are recorded in the account “compensated absences payable” in the fund from which the employees who have accumulated unpaid leave are paid. The noncurrent portion of the liability is not reported.

K. Accrued Liabilities and Long-Term Obligations

All payables, accrued liabilities and long-term obligations are reported in the government-wide financial statements.

In general, governmental fund payables and accrued liabilities that, once incurred, are paid in a timely manner and in full from current financial resources are reported as obligations of the funds. However, compensated absences that will be paid from governmental funds are reported as a liability in the fund financial statements only to the extent that they are due for payment during the current year.

L. Fund Balance

Fund balance is divided into five classifications based primarily on the extent to which the Center is bound to observe constraints imposed upon the use of the resources in the governmental funds. The classifications are as follows:

Nonspendable - The nonspendable fund balance classification includes amounts that cannot be spent because they are not in spendable form or legally required to be maintained intact. The “not in spendable form” criterion includes items that are not expected to be converted to cash. It also includes the long-term amount of loans receivable.

**COLUMBIANA COUNTY CAREER AND TECHNICAL CENTER
COLUMBIANA COUNTY, OHIO**

NOTES TO THE BASIC FINANCIAL STATEMENTS
FOR THE FISCAL YEAR ENDED JUNE 30, 2016

NOTE 2 - SUMMARY OF SIGNIFICANT ACCOUNTING POLICIES - (Continued)

Restricted - Fund balance is reported as restricted when constraints are placed on the use of resources that are either externally imposed by creditors (such as through debt covenants), grantors, contributors, or laws or regulations of other governments, or imposed by law through constitutional provisions or enabling legislation.

Committed - The committed fund balance classification includes amounts that can be used only for the specific purposes imposed by a formal action (resolution) of the Center Board of Education (the highest level of decision making authority). Those committed amounts cannot be used for any other purpose unless the Center Board of Education removes or changes the specified use by taking the same type of action (resolution) it employed to previously commit those amounts. Committed fund balance also incorporates contractual obligations to the extent that existing resources in the fund have been specifically committed for use in satisfying those contractual requirements.

Assigned - Amounts in the assigned fund balance classification are intended to be used by the Center for specific purposes, but do not meet the criteria to be classified as restricted nor committed. In governmental funds other than the general fund, assigned fund balance represents the remaining amount that is not restricted or committed. In the general fund, assigned amounts represent intended uses established by policies of the Center Board of Education, which includes giving the Treasurer the authority to constrain monies for intended purposes.

Unassigned - Unassigned fund balance is the residual classification for the general fund and includes all spendable amounts not contained in the other classifications. In other governmental funds, the unassigned classification is only used to report a deficit fund balance resulting from overspending for specific purposes for which amounts had been restricted, committed, or assigned.

The Center applies restricted resources first when expenditures are incurred for purposes for which restricted and unrestricted (committed, assigned, and unassigned) fund balance is available. Similarly, within unrestricted fund balance, committed amounts are reduced first followed by assigned, and then unassigned amounts when expenditures are incurred for purposes for which amounts in any of the unrestricted fund balance classifications could be used.

M. Net Position

Net position represents the difference between assets and deferred outflows and liabilities and deferred inflows. The net position component "net investment in capital assets," consists of capital assets, net of accumulated depreciation, reduced by the outstanding balances of any borrowing used for the acquisition, construction or improvement of those assets. Deferred outflows of resources and deferred inflows of resources that are attributable to the acquisition, construction or improvement of those assets or related debt also should be included in this component of net position. Net position is reported as restricted when there are limitations imposed on its use either through the enabling legislation adopted by the Center or through external restrictions imposed by creditors, grantors or laws or regulations of other governments. The amount restricted for other purposes represents amounts restricted for food service and adult education funds.

The Center applies restricted resources first when an expense is incurred for purposes for which both restricted and unrestricted net position is available.

**COLUMBIANA COUNTY CAREER AND TECHNICAL CENTER
COLUMBIANA COUNTY, OHIO**

NOTES TO THE BASIC FINANCIAL STATEMENTS
FOR THE FISCAL YEAR ENDED JUNE 30, 2016

NOTE 2 - SUMMARY OF SIGNIFICANT ACCOUNTING POLICIES - (Continued)

N. Estimates

The preparation of the basic financial statements in conformity with GAAP requires management to make estimates and assumptions that affect the amounts reported in the basic financial statements and accompanying notes. Actual results may differ from those estimates.

O. Interfund Activity

Exchange transactions between funds are reported as revenues in the seller funds and as expenditures in the purchaser funds. Flows of cash or goods from one fund to another without a requirement for repayment are reported as interfund transfers. Interfund transfers are reported as other financing sources/uses in governmental funds. Repayments from funds responsible for particular expenditures/expenses to the funds that initially paid for them are not presented on the basic financial statements.

P. Pensions

For purposes of measuring the net pension liability, deferred outflows of resources and deferred inflows of resources related to pensions, and pension expense, information about the fiduciary net position of the pension plans and additions to/deductions from their fiduciary net position have been determined on the same basis as they are reported by the pension systems. For this purpose, benefit payments (including refunds of employee contributions) are recognized when due and payable in accordance with the benefit terms. The pension systems report investments at fair value.

Q. Extraordinary and Special Items

Extraordinary items are transactions or events that are both unusual in nature and infrequent in occurrence. Special items are transactions or events that are within the control of the Board of Education and that are either unusual in nature or infrequent in occurrence. Neither type of transaction occurred during fiscal year 2016.

R. Fair Market Value

The Center categorizes its fair value measurements within the fair value hierarchy established by generally accepted accounting principles. The hierarchy is based on the valuation inputs used to measure the fair value of the asset. Level 1 inputs are quoted prices in active markets for identical assets; Level 2 inputs are significant other observable inputs; Level 3 inputs are significant unobservable inputs.

NOTE 3 - ACCOUNTABILITY AND COMPLIANCE

A. Change in Accounting Principles

For fiscal year 2016, the Center has implemented GASB Statement No. 72, "Fair Value Measurement and Application", GASB Statement No. 73 "Accounting and Financial Reporting for Pensions and Related Assets That Are Not within the Scope of GASB Statement 68, and Amendments to Certain Provisions of GASB Statements 67 and 68", GASB Statement No. 76, "The Hierarchy of Generally Accepted Accounting Principles for State and Local Governments", and GASB Statement No. 79, "Certain External Investment Pools and Pool Participants".

**COLUMBIANA COUNTY CAREER AND TECHNICAL CENTER
COLUMBIANA COUNTY, OHIO**

NOTES TO THE BASIC FINANCIAL STATEMENTS
FOR THE FISCAL YEAR ENDED JUNE 30, 2016

NOTE 3 - ACCOUNTABILITY AND COMPLIANCE - (Continued)

GASB Statement No. 72 addresses accounting and financial reporting issues related to fair value measurement. This Statement also provides guidance for applying fair value to certain investments and disclosures related to all fair value measurements. The implementation of GASB Statement No. 72 did not have an effect on the financial statements of the Center.

GASB Statement No. 73 improves the usefulness of information about pensions included in the general purposes external financial reports of state and local governments for making decisions and assessing accountability. The implementation of GASB Statement No. 73 did not have an effect on the financial statements of the Center.

GASB Statement No. 76 identifies - in the context of the current governmental financial reporting environment - the hierarchy of generally accepted accounting principles (GAAP). This Statement reduces the GAAP hierarchy to two categories of authoritative GAAP and addresses the use of authoritative and nonauthoritative literature in the event that the accounting treatment for a transaction or other event is not specified within a source of authoritative GAAP. The implementation of GASB Statement No. 76 did not have an effect on the financial statements of the Center.

GASB Statement No. 79 establishes criteria for an external investment pool to qualify for making the election to measure all of its investments at amortized cost for financial reporting purposes. The implementation of GASB Statement No. 79 did not have an effect on the financial statements of the Center.

B. Deficit Fund Balances

Fund balances at June 30, 2016 included the following individual fund deficits:

<u>Nonmajor funds</u>	<u>Deficit</u>
Adult basic education	\$ 1,654
Vocational education	6,423

The general fund is liable for any deficit in this fund and provides transfers when cash is required, not when accruals occur. The deficit fund balance resulted from adjustments for accrued liabilities.

NOTE 4 - DEPOSITS AND INVESTMENTS

State statutes classify monies held by the Center into three categories.

Active deposits are public deposits necessary to meet current demands on the treasury. Such monies must be maintained either as cash in the Center treasury, in commercial accounts payable or withdrawable on demand, including negotiable order of withdrawal (NOW) accounts, or in money market deposit accounts.

Inactive deposits are public deposits that the Board of Education has identified as not required for use within the current five year period of designation of depositories. Inactive deposits must either be evidenced by certificates of deposit maturing not later than the end of the current period of designation of depositories, or by savings or deposit accounts including, but not limited to, passbook accounts.

Interim deposits are deposits of interim monies. Interim monies are those monies which are not needed for immediate use, but which will be needed before the end of the current period of designation of depositories.

**COLUMBIANA COUNTY CAREER AND TECHNICAL CENTER
COLUMBIANA COUNTY, OHIO**

NOTES TO THE BASIC FINANCIAL STATEMENTS
FOR THE FISCAL YEAR ENDED JUNE 30, 2016

NOTE 4 - DEPOSITS AND INVESTMENTS - (Continued)

Interim deposits must be evidenced by time certificates of deposit maturing not more than one year from the date of deposit or by savings or deposit accounts including passbook accounts.

Interim monies may be deposited or invested in the following securities:

1. United States Treasury Notes, Bills, Bonds, or any other obligation or security issued by the United States Treasury or any other obligation guaranteed as to principal and interest by the United States;
2. Bonds, notes, debentures, or any other obligations or securities issued by any federal government agency or instrumentality, including, but not limited to, the Federal National Mortgage Association, Federal Home Loan Bank, Federal Farm Credit Bank, Federal Home Loan Mortgage Corporation, Government National Mortgage Association, and Student Loan Marketing Association. All federal agency securities shall be direct issuances of federal government agencies or instrumentalities;
3. Written repurchase agreements in the securities listed above provided that the market value of the securities subject to the repurchase agreement must exceed the principal value of the agreement by at least two percent and be marked to market daily, and that the term of the agreement must not exceed thirty days;
4. Bonds and other obligations of the State of Ohio;
5. No-load money market mutual funds consisting exclusively of obligations described in items (1) and (2) above and repurchase agreements secured by such obligations, provided that investments in securities described in this division are made only through eligible institutions;
6. The State Treasurer's investment pool (STAR Ohio);
7. Certain banker's acceptance and commercial paper notes for a period not to exceed one hundred eighty days from the purchase date in an amount not to exceed twenty-five percent of the interim monies available for investment at any one time; and,
8. Under limited circumstances, corporate debt interests rated in either of the two highest classifications by at least two nationally recognized rating agencies.

Protection of the Center's deposits is provided by the Federal Deposit Insurance Corporation (FDIC), by eligible securities pledged by the financial institution as security for repayment, by surety company bonds deposited with the Treasurer by the financial institution or by a single collateral pool established by the financial institution to secure the repayment of all public monies deposited with the institution.

Investments in stripped principal or interest obligations, reverse repurchase agreements and derivatives are prohibited. The issuance of taxable notes for the purpose of arbitrage, the use of leverage and short selling are also prohibited. An investment must mature within five years from the date of purchase unless matched to a specific obligation or debt of the Center, and must be purchased with the expectation that it will be held to maturity. Investments may only be made through specified dealers and institutions. Payment for investments may be made only upon delivery of the securities representing the investments to the Treasurer or, if the securities are not represented by a certificate, upon receipt of confirmation of transfer from the custodian.

**COLUMBIANA COUNTY CAREER AND TECHNICAL CENTER
COLUMBIANA COUNTY, OHIO**

NOTES TO THE BASIC FINANCIAL STATEMENTS
FOR THE FISCAL YEAR ENDED JUNE 30, 2016

NOTE 4 - DEPOSITS AND INVESTMENTS - (Continued)

A. Cash on Hand

At fiscal year end, the Center had \$1,050 in undeposited cash on hand which is included on the financial statements of the Center as part of “equity in pooled cash and investments”.

B. Deposits with Financial Institutions

At June 30, 2016, the carrying amount of all Center deposits was \$6,137,012, exclusive of the \$1,509,373 repurchase agreement included in investments below. Based on the criteria described in GASB Statement No. 40, “Deposits and Investment Risk Disclosures”, as of June 30, 2016, \$1,250,000 of the Center’s bank balance of \$6,247,327 was exposed to custodial risk as discussed below, while \$4,997,327 was covered by the FDIC.

Custodial credit risk is the risk that, in the event of bank failure, the Center’s deposits may not be returned. All deposits are collateralized with eligible securities in amounts equal to at least 105% of the carrying value of the deposits. Such collateral, as permitted by the Ohio Revised Code, is held in single financial institution collateral pools at Federal Reserve Banks, or at member banks of the federal reserve system, in the name of the respective depository bank and pledged as a pool of collateral against all of the public deposits it holds or as specific collateral held at the Federal Reserve Bank in the name of the Center. The Center has no deposit policy for custodial credit risk beyond the requirements of State statute. Although the securities were held by the pledging institutions’ trust department and all statutory requirements for the deposit of money had been followed, noncompliance with federal requirements could potentially subject the Center to a successful claim by the FDIC.

C. Investments

As of June 30, 2016, the Center had the following investments and maturities:

<u>Investment Type:</u>	<u>Fair Value</u>	<u>Investment Maturities 6 months or less</u>
Repurchase agreements	<u>\$ 1,509,373</u>	<u>\$ 1,509,373</u>

The Center’s investment in repurchase agreement are valued using quoted market prices (Level 1 inputs).

Interest Rate Risk: As a means of limiting its exposure to fair value losses arising from rising interest rates and according to State law, the Center’s investment policy limits investment portfolio maturities to five years or less.

**COLUMBIANA COUNTY CAREER AND TECHNICAL CENTER
COLUMBIANA COUNTY, OHIO**

NOTES TO THE BASIC FINANCIAL STATEMENTS
FOR THE FISCAL YEAR ENDED JUNE 30, 2016

NOTE 4 - DEPOSITS AND INVESTMENTS - (Continued)

Custodial Credit Risk: For an investment, custodial credit risk is the risk that, in the event of the failure of the counterparty, the Center will not be able to recover the value of its investments or collateral securities that are in the possession of an outside party. Of the Center's \$1,509,373 investment in repurchase agreements, the entire balance is collateralized by underlying securities that are held by the investment's counterparty, not in the name of the Center. Ohio law requires the market value of the securities subject to repurchase agreements must exceed the principal value of securities subject to a repurchase agreement by 2%. The Center has no investment policy dealing with investment custodial risk beyond the requirement in State statute that prohibits payment for investments prior to the delivery of the securities representing such investments to the Treasurer or qualified trustee.

Credit Risk: The federal agency securities that underlie the Center's repurchase agreement were rated AA+ and Aaa by Standard & Poor's and Moody's Investor Services, respectively. The Center's investment policy does not specifically address credit risk beyond requiring the Center to only invest in securities authorized by State statute.

Concentration of Credit Risk: The Center places no limit on the amount that may be invested in any one issuer. The following table includes the percentage of each investment type held by the Center at June 30, 2016:

<u>Investment Type:</u>	<u>Fair Value</u>	<u>% of Total</u>
Repurchase agreements	<u>\$ 1,509,373</u>	<u>100.00</u>

D. Reconciliation of Cash and Investments to the Statement of Net Position

The following is a reconciliation of cash and investments as reported in the note above to cash and investments as reported on the statement of net position as of June 30, 2016:

<u>Cash and investments per note</u>	
Carry amount of deposits	\$ 6,137,012
Investments	1,509,373
Cash on hand	<u>1,050</u>
Total	<u>\$ 7,647,435</u>
<u>Cash and investments per statement of net position</u>	
Governmental activities	\$ 7,629,676
Private-purpose trust fund	2,570
Agency funds	<u>15,189</u>
Total	<u>\$ 7,647,435</u>

**COLUMBIANA COUNTY CAREER AND TECHNICAL CENTER
COLUMBIANA COUNTY, OHIO**

NOTES TO THE BASIC FINANCIAL STATEMENTS
FOR THE FISCAL YEAR ENDED JUNE 30, 2016

NOTE 5 - INTERFUND TRANSACTIONS

Interfund transfers for the year ended June 30, 2016, consisted of the following, as reported on the fund financial statements:

<u>Transfers from general fund to:</u>	<u>Amount</u>
Permanent improvement fund	<u>\$ 1,165,000</u>

Transfers are used to move revenues from the fund that statute or budget requires to collect them to the fund that statute or budget requires to expend them, and to use unrestricted revenues collected in the general fund to finance various programs accounted for in other funds in accordance with budgetary authorizations.

Interfund transfers between governmental funds are eliminated on the government-wide financial statements.

All transfers were made in compliance with Ohio Revised Code Sections 5705.14, 5705.15 and 5705.16

NOTE 6 - PROPERTY TAXES

Property taxes are levied and assessed on a calendar year basis while the Center fiscal year runs from July through June. First half tax collections are received by the Center in the second half of the fiscal year. Second half tax distributions occur in the first half of the following fiscal year.

Property taxes include amounts levied against all real property and public utility property. Real property tax revenues received in calendar year 2016 represent the collection of calendar year 2015 taxes. Real property taxes received in calendar year 2016 were levied after April 1, 2015, on the assessed values as of January 1, 2015, the lien date. Assessed values for real property taxes are established by State statute at 35 percent of appraised market value. Real property taxes are payable annually or semiannually. If paid annually, payment is due December 31; if paid semiannually, the first payment is due December 31, with the remainder payable by June 20. Under certain circumstances, State statute permits alternate payment dates to be established. Public utility property tax revenues received in calendar year 2016 represent the collection of calendar year 2015 taxes. Public utility real and personal property taxes received in calendar year 2016 became a lien on December 31, 2014, were levied after April 1, 2015, and are collected with real property taxes. Public utility real property is assessed at 35 percent of true value; public utility tangible personal property is currently assessed at varying percentages of true value.

The Center receives property taxes from Columbiana, Jefferson and Mahoning Counties. The County Auditor periodically advances to the Center its portion of the taxes collected. Second-half real property tax payments collected by the County by June 30, 2016, are available to finance fiscal year 2016 operations. The amount available as an advance at June 30, 2016 was \$60,406 in the general fund. This amount is recorded as revenue. The amount available for advance at June 30, 2015 was \$65,886 in the general fund. The amount of second-half real property taxes available for advance at fiscal year-end can vary based on the date the tax bills are sent.

**COLUMBIANA COUNTY CAREER AND TECHNICAL CENTER
COLUMBIANA COUNTY, OHIO**

NOTES TO THE BASIC FINANCIAL STATEMENTS
FOR THE FISCAL YEAR ENDED JUNE 30, 2016

NOTE 6 - PROPERTY TAXES - (Continued)

Accrued property taxes receivable includes real property, public utility property and delinquent tangible personal property taxes which are measurable as of June 30, 2016 and for which there is an enforceable legal claim. Although total property tax collections for the next fiscal year are measurable, only the amount of real property taxes available as an advance at June 30 was levied to finance current fiscal year operations and is reported as revenue at fiscal year-end. The portion of the receivable not levied to finance current fiscal year operations is offset by a credit to deferred inflows.

On the accrual basis of accounting, collectible delinquent property taxes have been recorded as a receivable and revenue, while on a modified accrual basis of accounting the revenue has been reported as a deferred inflow.

The assessed values upon which the fiscal year 2016 taxes were collected are:

	2015 Second Half Collections		2016 First Half Collections	
	<u>Amount</u>	<u>Percent</u>	<u>Amount</u>	<u>Percent</u>
Agricultural/residential and other real estate	\$ 966,069,300	92.97	\$ 991,454,800	92.21
Public utility personal	<u>73,092,480</u>	<u>7.03</u>	<u>83,796,720</u>	<u>7.79</u>
Total	<u>\$ 1,039,161,780</u>	<u>100.00</u>	<u>\$ 1,075,251,520</u>	<u>100.00</u>
Tax rate per \$1,000 of assessed valuation	\$2.80		\$2.80	

NOTE 7 - RECEIVABLES

Receivables at June 30, 2016 consisted of taxes, intergovernmental grants and entitlements and accounts (billings for user charged services and student fees). All receivables are considered collectible in full due to the ability to foreclose for the nonpayment of taxes, the stable condition of State programs and the current year guarantee of federal funds. A summary of the principal items of receivables reported on the statement of net position follows:

Governmental activities:

Taxes	\$ 2,207,545
Accounts	4,128
Intergovernmental	<u>12,622</u>
Total	<u>\$ 2,224,295</u>

Receivables have been disaggregated on the face of the basic financial statements. All receivables are expected to be collected in the subsequent year.

**COLUMBIANA COUNTY CAREER AND TECHNICAL CENTER
COLUMBIANA COUNTY, OHIO**

NOTES TO THE BASIC FINANCIAL STATEMENTS
FOR THE FISCAL YEAR ENDED JUNE 30, 2016

NOTE 8 - CAPITAL ASSETS

Capital asset activity for the fiscal year ended June 30, 2016, was as follows:

	Balance			Balance
	<u>06/30/15</u>	<u>Additions</u>	<u>Deductions</u>	<u>06/30/16</u>
Governmental activities:				
<i>Capital assets, not being depreciated:</i>				
Land	\$ 152,290	\$ -	\$ -	\$ 152,290
Construction in progress	<u>300,744</u>	<u>773,975</u>	<u>(790,089)</u>	<u>284,630</u>
Total capital assets, not being depreciated	<u>453,034</u>	<u>773,975</u>	<u>(790,089)</u>	<u>436,920</u>
<i>Capital assets, being depreciated:</i>				
Land improvements	731,821	-	-	731,821
Buildings and improvements	12,326,930	846,288	-	13,173,218
Furniture and equipment	2,886,742	116,438	(14,791)	2,988,389
Vehicles	<u>97,559</u>	<u>-</u>	<u>-</u>	<u>97,559</u>
Total capital assets, being depreciated	<u>16,043,052</u>	<u>962,726</u>	<u>(14,791)</u>	<u>16,990,987</u>
<i>Less: accumulated depreciation:</i>				
Land improvements	(269,385)	(22,479)	-	(291,864)
Buildings and improvements	(3,712,244)	(398,106)	-	(4,110,350)
Furniture and equipment	(1,594,845)	(181,572)	9,244	(1,767,173)
Vehicles	<u>(78,251)</u>	<u>(5,722)</u>	<u>-</u>	<u>(83,973)</u>
Total accumulated depreciation	<u>(5,654,725)</u>	<u>(607,879)</u>	<u>9,244</u>	<u>(6,253,360)</u>
Governmental activities capital assets, net	<u>\$ 10,841,361</u>	<u>\$ 1,128,822</u>	<u>\$ (795,636)</u>	<u>\$ 11,174,547</u>

Depreciation expense was charged to governmental functions as follows:

<u>Instruction:</u>	
Vocational	\$ 539,728
Adult/continuing	25,724
<u>Support services:</u>	
Instructional staff	12,660
Administration	3,221
Fiscal	1,439
Operations and maintenance	16,822
Food service operations	<u>8,285</u>
Total depreciation expense	<u>\$ 607,879</u>

**COLUMBIANA COUNTY CAREER AND TECHNICAL CENTER
COLUMBIANA COUNTY, OHIO**

NOTES TO THE BASIC FINANCIAL STATEMENTS
FOR THE FISCAL YEAR ENDED JUNE 30, 2016

NOTE 9 - LONG-TERM OBLIGATIONS

- A. During the fiscal year 2016, the following activity occurred in governmental activities long-term obligations.

	Balance Outstanding <u>06/30/15</u>	<u>Additions</u>	<u>Reductions</u>	Balance Outstanding <u>06/30/16</u>	Amounts Due in <u>One Year</u>
Governmental activities:					
Compensated absences	\$ 298,150	\$ 57,175	\$ (70,382)	\$ 284,943	\$ 71,615
Net pension liability	<u>8,107,254</u>	<u>1,188,889</u>	<u>-</u>	<u>9,296,143</u>	<u>-</u>
Total long-term obligations, governmental activities	<u>\$ 8,405,404</u>	<u>\$ 1,246,064</u>	<u>\$ (70,382)</u>	<u>\$ 9,581,086</u>	<u>\$ 71,615</u>

Compensated absences - will be paid from the fund which the employee is paid, which for the Center are primarily the general fund, adult education fund and the food service fund (a nonmajor governmental fund).

Net pension liability - See Note 12 for details.

B. Legal Debt Margin

The Ohio Revised Code provides that voted net general obligation debt of the Center shall never exceed 9% of the total assessed valuation of the Center. The code further provides that unvoted indebtedness shall not exceed 1/10 of 1% of the property valuation of the Center. The code additionally states that unvoted indebtedness related to energy conservation debt shall not exceed 9/10 of 1% of the property valuation of the Center. The assessed valuation used in determining the Center's legal debt margin has been modified by House Bill 530 which became effective March 30, 2006. In accordance with House Bill 530, the assessed valuation used in the Center's legal debt margin calculation excluded tangible personal property used in business, telephone or telegraph property, interexchange telecommunications company property, and personal property owned or leased by a railroad company and used in railroad operations. The effects of these debt limitations at June 30, 2016, are a voted debt margin of \$96,772,637 and an unvoted debt margin of \$1,075,252.

NOTE 10 - EMPLOYEE BENEFITS

A. Compensated Absences

The criteria for determining vacation and sick leave components are derived from negotiated agreements and State laws. Classified employees earn 10 to 20 days of vacation per fiscal year, depending upon length of service. Accumulated, unused vacation time is paid to classified employees and administrators upon termination of employment. Teachers do not earn vacation time.

Teachers, administrators, and classified employees earn sick leave at the rate of one and one-fourth days per month. Sick leave may be accumulated up to a maximum of 312 days for administrators, 188 days for classified and 274 for certified personnel. Upon retirement, payment is made for one-fourth of accrued but unused sick leave to a maximum of 78 days for administrators, 47 days for classified employees and 68 days for certified employees.

**COLUMBIANA COUNTY CAREER AND TECHNICAL CENTER
COLUMBIANA COUNTY, OHIO**

NOTES TO THE BASIC FINANCIAL STATEMENTS
FOR THE FISCAL YEAR ENDED JUNE 30, 2016

NOTE 10 - EMPLOYEE BENEFITS - (Continued)

B. Life Insurance

The Center provides life insurance and accidental death and dismemberment insurance to most employees through Consumers Life Insurance Company.

NOTE 11 - RISK MANAGEMENT

A. Comprehensive

The Center is exposed to various risks of loss related to torts; theft or damage to, and destruction of assets; errors and omissions; injuries to employees; and natural disasters. During fiscal year 2016, the Center's insurance coverage was as follows:

<u>Type of Coverage</u>	<u>Deductible</u>	<u>Liability Limit</u>
Building and Contents - replacement cost	\$ 1,000	\$31,734,779
Equipment Breakdown Coverage	1,000	250,000
EDP Coverage	500	250,000
Commercial Computer Coverage	500	946,481
Garagekeepers	500	120,000
Automobile Liability	500	1,000,000
General Liability:		
Per occurrence	2,500	1,000,000
Aggregate	5,000	2,000,000
Umbrella Liability:		
Per occurrence	10,000	2,000,000
Aggregate	10,000	2,000,000

Settled claims have not exceeded this commercial coverage in any of the past three years. There have been no significant reductions in coverage from prior year.

B. Health Insurance

The Center contracts with Stark County Schools Council of Governments, an insurance purchasing pool (See Note 2.A.), to provide employee medical/surgical benefits. Rates are set through an annual calculation process. The Center pays a monthly contribution that is placed in a common fund from which claim payments are made for all participating districts. The Center's Board of Education pays a portion of the monthly premium.

**COLUMBIANA COUNTY CAREER AND TECHNICAL CENTER
COLUMBIANA COUNTY, OHIO**

NOTES TO THE BASIC FINANCIAL STATEMENTS
FOR THE FISCAL YEAR ENDED JUNE 30, 2016

NOTE 11 - RISK MANAGEMENT - (Continued)

C. Workers' Compensation

For fiscal year 2016, the Center participated in the Sheakley Workers' Compensation Group Rating Program (GRP), an insurance purchasing pool. The intent of the GRP is to achieve the benefit of a reduced premium for the Center by virtue of its grouping and representation with other participants in the GRP. The workers' compensation experience of the participating school districts is tiered into groups based upon past workers' compensation experience. Within each tiered group, a common premium rate is applied to all school districts within that group. Each participant pays its workers' compensation premium to the state based on the rate for the GRP rather than its individual rate. Total savings are then calculated and each participant's individual performance is compared to the overall savings percentage of their tiered group. Participation in the GRP is limited to school districts that can meet the GRP's selection criteria. The firm of Sheakley provides administrative, cost control and actuarial services to the GRP.

NOTE 12 - DEFINED BENEFIT PENSION PLANS

Net Pension Liability

The net pension liability reported on the statement of net position represents a liability to employees for pensions. Pensions are a component of exchange transactions—between an employer and its employees—of salaries and benefits for employee services. Pensions are provided to an employee—on a deferred-payment basis—as part of the total compensation package offered by an employer for employee services each financial period. The obligation to sacrifice resources for pensions is a present obligation because it was created as a result of employment exchanges that already have occurred.

The net pension liability represents the Center's proportionate share of each pension plan's collective actuarial present value of projected benefit payments attributable to past periods of service, net of each pension plan's fiduciary net position. The net pension liability calculation is dependent on critical long-term variables, including estimated average life expectancies, earnings on investments, cost of living adjustments and others. While these estimates use the best information available, unknowable future events require adjusting this estimate annually.

The Ohio Revised Code limits the Center's obligation for this liability to annually required payments. The Center cannot control benefit terms or the manner in which pensions are financed; however, the Center does receive the benefit of employees' services in exchange for compensation including pension.

GASB 68 assumes the liability is solely the obligation of the employer, because (1) they benefit from employee services; and (2) State statute requires all funding to come from these employers. All contributions to date have come solely from these employers (which also includes costs paid in the form of withholdings from employees). State statute requires the pension plans to amortize unfunded liabilities within 30 years. If the amortization period exceeds 30 years, each pension plan's board must propose corrective action to the State legislature. Any resulting legislative change to benefits or funding could significantly affect the net pension liability. Resulting adjustments to the net pension liability would be effective when the changes are legally enforceable.

The proportionate share of each plan's unfunded benefits is presented as a long-term *net pension liability* on the accrual basis of accounting. Any liability for the contractually-required pension contribution outstanding at the end of the year is included in *pension and postemployment benefits payable* on both the accrual and modified accrual bases of accounting.

**COLUMBIANA COUNTY CAREER AND TECHNICAL CENTER
COLUMBIANA COUNTY, OHIO**

NOTES TO THE BASIC FINANCIAL STATEMENTS
FOR THE FISCAL YEAR ENDED JUNE 30, 2016

NOTE 12 - DEFINED BENEFIT PENSION PLANS - (Continued)

Plan Description - School Employees Retirement System (SERS)

Plan Description –Center non-teaching employees participate in SERS, a cost-sharing multiple-employer defined benefit pension plan administered by SERS. SERS provides retirement, disability and survivor benefits, annual cost-of-living adjustments, and death benefits to plan members and beneficiaries. Authority to establish and amend benefits is provided by Ohio Revised Code Chapter 3309. SERS issues a publicly available, stand-alone financial report that includes financial statements, required supplementary information and detailed information about SERS’ fiduciary net position. That report can be obtained by visiting the SERS website at www.ohsers.org under Employers/Audit Resources.

Age and service requirements for retirement are as follows:

	Eligible to Retire on or before August 1, 2017 *	Eligible to Retire after August 1, 2017
Full Benefits	Any age with 30 years of service credit	Age 67 with 10 years of service credit; or Age 57 with 30 years of service credit
Actuarially Reduced Benefits	Age 60 with 5 years of service credit Age 55 with 25 years of service credit	Age 62 with 10 years of service credit; or Age 60 with 25 years of service credit

* Members with 25 years of service credit as of August 1, 2017, will be included in this plan.

Annual retirement benefits are calculated based on final average salary multiplied by a percentage that varies based on year of service; 2.2 percent for the first thirty years of service and 2.5 percent for years of service credit over 30. Final average salary is the average of the highest three years of salary.

One year after an effective benefit date, a benefit recipient is entitled to a three percent cost-of-living adjustment (COLA). This same COLA is added each year to the base benefit amount on the anniversary date of the benefit.

Funding Policy – Plan members are required to contribute 10 percent of their annual covered salary and the Center is required to contribute 14 percent of annual covered payroll. The contribution requirements of plan members and employers are established and may be amended by the SERS’ Retirement Board up to statutory maximum amounts of 10 percent for plan members and 14 percent for employers. The Retirement Board, acting with the advice of the actuary, allocates the employer contribution rate among four of the System’s funds (Pension Trust Fund, Death Benefit Fund, Medicare B Fund, and Health Care Fund). For the fiscal year ended June 30, 2016, the entire 14 percent was allocated to pension, death benefits, and Medicare B and no portion of the employer contribution rate was allocated to the Health Care Fund.

The Center’s contractually required contribution to SERS was \$124,614 for fiscal year 2016. Of this amount, \$4,176 is reported as pension and postemployment benefits payable.

**COLUMBIANA COUNTY CAREER AND TECHNICAL CENTER
COLUMBIANA COUNTY, OHIO**

NOTES TO THE BASIC FINANCIAL STATEMENTS
FOR THE FISCAL YEAR ENDED JUNE 30, 2016

NOTE 12 - DEFINED BENEFIT PENSION PLANS - (Continued)

Plan Description - State Teachers Retirement System (STRS)

Plan Description –Center licensed teachers and other faculty members participate in STRS Ohio, a cost-sharing multiple-employer public employee retirement system administered by STRS. STRS provides retirement and disability benefits to members and death and survivor benefits to beneficiaries. STRS issues a stand-alone financial report that includes financial statements, required supplementary information and detailed information about STRS’ fiduciary net position. That report can be obtained by writing to STRS, 275 E. Broad St., Columbus, OH 43215-3771, by calling (888) 227-7877, or by visiting the STRS Web site at www.strsoh.org.

New members have a choice of three retirement plans; a Defined Benefit (DB) Plan, a Defined Contribution (DC) Plan and a Combined Plan. Benefits are established by Ohio Revised Code Chapter 3307. The DB plan offers an annual retirement allowance based on final average salary multiplied by a percentage that varies based on years of service. Effective August 1, 2015, the calculation will be 2.2 percent of final average salary for the five highest years of earnings multiplied by all years of service. With certain exceptions, the basic benefit is increased each year by two percent of the original base benefit. For members retiring August 1, 2013, or later, the first two percent is paid on the fifth anniversary of the retirement benefit. Members are eligible to retire at age 60 with five years of qualifying service credit, or age 55 with 25 years of service, or 30 years of service regardless of age. Age and service requirements for retirement will increase effective August 1, 2015, and will continue to increase periodically until they reach age 60 with 35 years of service or age 65 with five years of service on August 1, 2026.

The DC Plan allows members to place all their member contributions and 9.5 percent of the 14 percent employer contributions into an investment account. Investment allocation decisions are determined by the member. The remaining 4.5 percent of the 14 percent employer rate is allocated to the defined benefit unfunded liability. A member is eligible to receive a retirement benefit at age 50 and termination of employment. The member may elect to receive a lifetime monthly annuity or a lump sum withdrawal.

The Combined Plan offers features of both the DB Plan and the DC Plan. In the Combined Plan, member contributions are allocated among investment choices by the member, and employer contributions are used to fund the defined benefit payment at a reduced level from the regular DB Plan. The defined benefit portion of the Combined Plan payment is payable to a member on or after age 60 with five years of services. The defined contribution portion of the account may be taken as a lump sum payment or converted to a lifetime monthly annuity at age 50.

New members who choose the DC plan or Combined Plan will have another opportunity to reselect a permanent plan during their fifth year of membership. Members may remain in the same plan or transfer to another STRS plan. The optional annuitization of a member’s defined contribution account or the defined contribution portion of a member’s Combined Plan account to a lifetime benefit results in STRS bearing the risk of investment gain or loss on the account. STRS has therefore included all three plan options as one defined benefit plan for GASB 68 reporting purposes.

A DB or Combined Plan member with five or more years of credited service who is determined to be disabled may qualify for a disability benefit. Eligible survivors of members who die before service retirement may qualify for monthly benefits. New members on or after July 1, 2013, must have at least ten years of qualifying service credit that apply for disability benefits. Members in the DC Plan who become disabled are entitled only to their account balance. If a member of the DC Plan dies before retirement benefits begin, the member’s designated beneficiary is entitled to receive the member’s account balance.

**COLUMBIANA COUNTY CAREER AND TECHNICAL CENTER
COLUMBIANA COUNTY, OHIO**

NOTES TO THE BASIC FINANCIAL STATEMENTS
FOR THE FISCAL YEAR ENDED JUNE 30, 2016

NOTE 12 - DEFINED BENEFIT PENSION PLANS - (Continued)

Funding Policy – Employer and member contribution rates are established by the State Teachers Retirement Board and limited by Chapter 3307 of the Ohio Revised Code. The statutory maximum employee contribution rate was increased one percent July 1, 2014, and will be increased one percent each year until it reaches 14 percent on July 1, 2016. For the fiscal year ended June 30, 2016, plan members were required to contribute 13 percent of their annual covered salary. The Center was required to contribute 14 percent; the entire 14 percent was the portion used to fund pension obligations. The fiscal year 2016 contribution rates were equal to the statutory maximum rates.

The Center’s contractually required contribution to STRS was \$413,088 for fiscal year 2016. Of this amount, \$40,233 is reported as pension and postemployment benefits payable.

Pension Liabilities, Pension Expense, and Deferred Outflows of Resources and Deferred Inflows of Resources Related to Pensions

The net pension liability was measured as of June 30, 2015, and the total pension liability used to calculate the net pension liability was determined by an actuarial valuation as of that date. The Center's proportion of the net pension liability was based on the Center's share of contributions to the pension plan relative to the contributions of all participating entities. Following is information related to the proportionate share and pension expense:

	<u>SERS</u>	<u>STRS</u>	<u>Total</u>
Proportionate Share of the Net Pension Liability	\$1,671,270	\$7,624,873	\$9,296,143
Proportion of the Net Pension Liability	0.02928920%	0.02758929%	
Pension Expense	\$156,820	\$331,060	\$487,880

At June 30, 2016, the Center reported deferred outflows of resources and deferred inflows of resources related to pensions from the following sources:

	<u>SERS</u>	<u>STRS</u>	<u>Total</u>
Deferred Outflows of Resources			
Differences between expected and actual experience	\$25,778	\$348,296	\$374,074
Difference between Center contributions and proportionate share of contributions	138,241	-	138,241
Center contributions subsequent to the measurement date	<u>124,614</u>	<u>413,088</u>	<u>537,702</u>
Total Deferred Outflows of Resources	<u>\$288,633</u>	<u>\$761,384</u>	<u>\$1,050,017</u>
Deferred Inflows of Resources			
Net difference between projected and actual earnings on pension plan investments	\$33,170	\$561,787	\$594,957
Changes in proportionate share	-	90,910	90,910
Total Deferred Inflows of Resources	<u>\$33,170</u>	<u>\$652,697</u>	<u>\$685,867</u>

**COLUMBIANA COUNTY CAREER AND TECHNICAL CENTER
COLUMBIANA COUNTY, OHIO**

NOTES TO THE BASIC FINANCIAL STATEMENTS
FOR THE FISCAL YEAR ENDED JUNE 30, 2016

NOTE 12 - DEFINED BENEFIT PENSION PLANS - (Continued)

\$537,702 reported as deferred outflows of resources related to pension resulting from Center contributions subsequent to the measurement date will be recognized as a reduction of the net pension liability in the year ending June 30, 2017. Other amounts reported as deferred outflows of resources and deferred inflows of resources related to pension will be recognized in pension expense as follows:

Fiscal Year Ending June 30:	<u>SERS</u>	<u>STRS</u>	<u>Total</u>
2017	\$31,038	(\$150,716)	(\$119,678)
2018	31,038	(150,716)	(119,678)
2019	31,040	(150,714)	(119,674)
2020	<u>37,733</u>	<u>147,745</u>	<u>185,478</u>
Total	<u>\$130,849</u>	<u>(\$304,401)</u>	<u>(\$173,552)</u>

Actuarial Assumptions - SERS

SERS' total pension liability was determined by their actuaries in accordance with GASB Statement No. 67, as part of their annual actuarial valuation for each defined benefit retirement plan. Actuarial valuations of an ongoing plan involve estimates of the value of reported amounts (e.g., salaries, credited service) and assumptions about the probability of occurrence of events far into the future (e.g., mortality, disabilities, retirements, employment termination). Actuarially determined amounts are subject to continual review and potential modifications, as actual results are compared with past expectations and new estimates are made about the future.

Projections of benefits for financial reporting purposes are based on the substantive plan (the plan as understood by the employers and plan members) and include the types of benefits provided at the time of each valuation and the historical pattern of sharing benefit costs between the employers and plan members to that point. The projection of benefits for financial reporting purposes does not explicitly incorporate the potential effects of legal or contractual funding limitations.

Actuarial calculations reflect a long-term perspective. For a newly hired employee, actuarial calculations will take into account the employee's entire career with the employer and also take into consideration the benefits, if any, paid to the employee after termination of employment until the death of the employee and any applicable contingent annuitant. In many cases actuarial calculations reflect several decades of service with the employer and the payment of benefits after termination.

Key methods and assumptions used in calculating the total pension liability in the latest actuarial valuation, prepared as of June 30, 2015, are presented below:

Wage Inflation	3.25 percent
Future Salary Increases, including inflation	4.00 percent to 22.00 percent
COLA or Ad Hoc COLA	3 percent
Investment Rate of Return	7.75 percent net of investments expense, including inflation
Actuarial Cost Method	Entry Age Normal

**COLUMBIANA COUNTY CAREER AND TECHNICAL CENTER
COLUMBIANA COUNTY, OHIO**

NOTES TO THE BASIC FINANCIAL STATEMENTS
FOR THE FISCAL YEAR ENDED JUNE 30, 2016

NOTE 12 - DEFINED BENEFIT PENSION PLANS - (Continued)

For post-retirement mortality, the table used in evaluating allowances to be paid is the 1994 Group Annuity Mortality Table set back one year for both men and women. Special mortality tables are used for the period after disability retirement.

The most recent experience study was completed June 30, 2010.

The long-term return expectation for the Pension Plan Investments has been determined using a building-block approach and assumes a time horizon, as defined in SERS' *Statement of Investment Policy*. A forecasted rate of inflation serves as the baseline for the return expectation. Various real return premiums over the baseline inflation rate have been established for each asset class. The long-term expected nominal rate of return has been determined by calculating a weighted averaged of the expected real return premiums for each asset class, adding the projected inflation rate, and adding the expected return from rebalancing uncorrelated asset classes. The target allocation and best estimates of arithmetic real rates of return for each major assets class are summarized in the following table:

Asset Class	Target Allocation	Long-Term Expected Real Rate of Return
Cash	1.00 %	0.00 %
US Stocks	22.50	5.00
Non-US Stocks	22.50	5.50
Fixed Income	19.00	1.50
Private Equity	10.00	10.00
Real Assets	10.00	5.00
Multi-Asset Strategies	15.00	7.50
Total	<u>100.00 %</u>	

Discount Rate - The total pension liability was calculated using the discount rate of 7.75 percent. The projection of cash flows used to determine the discount rate assumed the contributions from employers and from the members would be computed based on contribution requirements as stipulated by State statute. Projected inflows from investment earning were calculated using the long-term assumed investment rate of return (7.75 percent). Based on those assumptions, the plan's fiduciary net position was projected to be available to make all future benefit payments of current plan members. Therefore, the long-term expected rate of return on pension plan investments was applied to all periods of projected benefits to determine the total pension liability.

Sensitivity of the Center's Proportionate Share of the Net Pension Liability to Changes in the Discount Rate - Net pension liability is sensitive to changes in the discount rate, and to illustrate the potential impact the following table presents the net pension liability calculated using the discount rate of 7.75 percent, as well as what each plan's net pension liability would be if it were calculated using a discount rate that is one percentage point lower (6.75 percent), or one percentage point higher (8.75 percent) than the current rate.

**COLUMBIANA COUNTY CAREER AND TECHNICAL CENTER
COLUMBIANA COUNTY, OHIO**

NOTES TO THE BASIC FINANCIAL STATEMENTS
FOR THE FISCAL YEAR ENDED JUNE 30, 2016

NOTE 12 - DEFINED BENEFIT PENSION PLANS - (Continued)

	1% Decrease (6.75%)	Current Discount Rate (7.75%)	1% Increase (8.75%)
Center's proportionate share of the net pension liability	\$2,317,451	\$1,671,270	\$1,127,132

Actuarial Assumptions - STRS

The total pension liability in the June 30, 2015, actuarial valuation was determined using the following actuarial assumptions, applied to all periods included in the measurement:

Inflation	2.75 percent
Projected salary increases	2.75 percent at age 70 to 12.25 percent at age 20
Investment Rate of Return	7.75 percent, net of investment expenses
Cost-of-Living Adjustments (COLA)	2 percent simple applied as follows: for members retiring before August 1, 2013, 2 percent per year; for members retiring August 1, 2013, or later, 2 percent COLA paid on fifth anniversary of retirement date.

Mortality rates were based on the RP-2000 Combined Mortality Table (Projection 2022—Scale AA) for Males and Females. Males' ages are set-back two years through age 89 and no set-back for age 90 and above. Females younger than age 80 are set back four years, one year set back from age 80 through 89 and not set back from age 90 and above.

Actuarial assumptions used in the June 30, 2015, valuation are based on the results of an actuarial experience study, effective July 1, 2012.

The 10 year expected real rate of return on pension plan investments was determined by STRS' investment consultant by developing best estimates of expected future real rates of return for each major asset class. The target allocation and best estimates of geometric real rates of return for each major asset class are summarized as follows:

Asset Class	Target Allocation	Long-Term Expected Real Rate of Return
Domestic Equity	31.00 %	8.00 %
International Equity	26.00	7.85
Alternatives	14.00	8.00
Fixed Income	18.00	3.75
Real Estate	10.00	6.75
Liquidity Reserves	1.00	3.00
Total	100.00 %	

**COLUMBIANA COUNTY CAREER AND TECHNICAL CENTER
COLUMBIANA COUNTY, OHIO**

NOTES TO THE BASIC FINANCIAL STATEMENTS
FOR THE FISCAL YEAR ENDED JUNE 30, 2016

NOTE 12 - DEFINED BENEFIT PENSION PLANS - (Continued)

Discount Rate - The discount rate used to measure the total pension liability was 7.75 percent as of June 30, 2015. The projection of cash flows used to determine the discount rate assumes member and employer contributions will be made at the statutory contribution rates in accordance with rate increases described above. For this purpose, only employer contributions that are intended to fund benefits of current plan members and their beneficiaries are included. Projected employer contributions that are intended to fund the service costs of future plan members and their beneficiaries, as well as projected contributions from future plan members, are not included. Based on those assumptions, STRS' fiduciary net position was projected to be available to make all projected future benefit payments to current plan members as of June 30, 2015. Therefore, the long-term expected rate of return on pension plan investments of 7.75 percent was applied to all periods of projected benefit payment to determine the total pension liability as of June 30, 2015.

Sensitivity of the Center's Proportionate Share of the Net Pension Liability to Changes in the Discount Rate - The following table presents the Center's proportionate share of the net pension liability calculated using the current period discount rate assumption of 7.75 percent, as well as what the Center's proportionate share of the net pension liability would be if it were calculated using a discount rate that is one-percentage-point lower (6.75 percent) or one-percentage-point higher (8.75 percent) than the current rate:

	1% Decrease (6.75%)	Current Discount Rate (7.75%)	1% Increase (8.75%)
Center's proportionate share of the net pension liability	\$10,591,523	\$7,624,873	\$5,116,127

NOTE 13 - POSTEMPLOYMENT BENEFITS

A. School Employees Retirement System

Health Care Plan Description - The Center contributes to the SERS Health Care Fund, administered by SERS for non-certificated retirees and their beneficiaries. For GASB 45 purposes, this plan is considered a cost-sharing, multiple-employer, defined benefit other postemployment benefit (OPEB) plan. The Health Care Plan includes hospitalization and physicians' fees through several types of plans including HMO's, PPO's, Medicare Advantage, and traditional indemnity plans as well as a prescription drug program. The financial report of the Plan is included in the SERS Comprehensive Annual Financial Report which can be obtained on SERS' website at www.ohsers.org under Employers/Audit Resources.

Access to health care for retirees and beneficiaries is permitted in accordance with Section 3309 of the Ohio Revised Code. The Health Care Fund was established and is administered in accordance with Internal Revenue Code Section 105(e). SERS' Retirement Board reserves the right to change or discontinue any health plan or program. Health care is financed through a combination of employer contributions and retiree premiums, copays and deductibles on covered health care expenses, investment returns, and any funds received as a result of SERS' participation in Medicare programs. Active employee members do not contribute to the Health Care Plan. Retirees and their beneficiaries are required to pay a health care premium that varies depending on the plan selected, number of qualified years of service, Medicare eligibility and retirement status.

**COLUMBIANA COUNTY CAREER AND TECHNICAL CENTER
COLUMBIANA COUNTY, OHIO**

NOTES TO THE BASIC FINANCIAL STATEMENTS
FOR THE FISCAL YEAR ENDED JUNE 30, 2016

NOTE 13 - POSTEMPLOYMENT BENEFITS - (Continued)

Funding Policy - State statute permits SERS to fund the health care benefits through employer contributions. Each year, after the allocation for statutorily required basic benefits, the Retirement Board allocates the remainder of the employer contribution of 14 percent of covered payroll to the Health Care Fund. For fiscal year 2016, none of the employer contribution was allocated to health care. In addition, employers pay a surcharge for employees earning less than an actuarially determined minimum compensation amount, pro-rated according to service credit earned. For fiscal year 2016, this amount was \$23,000. Statutes provide that no employer shall pay a health care surcharge greater than 2 percent of that employer's SERS-covered payroll; nor may SERS collect in aggregate more than 1.5 percent of the total statewide SERS-covered payroll for the health care surcharge. For fiscal year 2016, the Center's surcharge obligation was \$5,309.

The Center's contributions for health care for the fiscal years ended June 30, 2016, 2015, and 2014 were \$5,309, \$10,174, and \$3,680, respectively. The full amount has been contributed for fiscal years 2016, 2015 and 2014.

B. State Teachers Retirement System

Plan Description – The Center participates in the cost-sharing multiple-employer defined benefit Health Plan administered by the State Teachers Retirement System of Ohio (STRS) for eligible retirees who participated in the defined benefit or combined pension plans offered by STRS. Ohio law authorizes STRS to offer this plan. Benefits include hospitalization, physicians' fees, prescription drugs and reimbursement of monthly Medicare Part B premiums. The Plan is included in the report of STRS which can be obtained by visiting www.strsoh.org or by calling (888) 227-7877.

Funding Policy – Ohio Revised Code Chapter 3307 authorizes STRS to offer the Plan and gives the Retirement Board authority over how much, if any, of the health care costs will be absorbed by STRS. Active employee members do not contribute to the Health Care Plan. All benefit recipients, for the most recent year, pay a monthly premium. Under Ohio law, funding for post-employment health care may be deducted from employer contributions. For fiscal years 2016 and 2015, STRS did not allocate any employer contributions to post-employment health care. The Center's contributions for health care for the fiscal years ended June 30, 2016, 2015, and 2014 were \$0, \$0, and \$28,838, respectively. The full amount has been contributed for fiscal years 2016, 2015 and 2014.

NOTE 14 - BUDGETARY BASIS OF ACCOUNTING

While reporting financial position, results of operations, and changes in fund balance on the basis of generally accepted accounting principles (GAAP), the budgetary basis as provided by law is based upon accounting for certain transactions on a basis of cash receipts and disbursements.

The statement of revenue, expenditures and changes in fund balance - budget and actual (non-GAAP budgetary basis) presented for the general fund is presented on the budgetary basis to provide a meaningful comparison of actual results with the budget. The major differences between the budget basis and the GAAP basis are that:

- (a) Revenues and other financing sources are recorded when received in cash (budget basis) as opposed to when susceptible to accrual (GAAP basis);
- (b) Expenditures and other financing uses are recorded when paid in cash (budget basis) as opposed to when the liability is incurred (GAAP basis);

**COLUMBIANA COUNTY CAREER AND TECHNICAL CENTER
COLUMBIANA COUNTY, OHIO**

NOTES TO THE BASIC FINANCIAL STATEMENTS
FOR THE FISCAL YEAR ENDED JUNE 30, 2016

NOTE 14 - BUDGETARY BASIS OF ACCOUNTING - (Continued)

- (c) In order to determine compliance with Ohio law, and to reserve that portion of the applicable appropriation, total outstanding encumbrances (budget basis) are recorded as the equivalent of an expenditure, as opposed to assigned or committed fund balance for that portion of outstanding encumbrances not already recognized as an account payable (GAAP basis);
- (d) Advances-in and advances-out are operating transactions (budget basis) as opposed to balance sheet transactions (GAAP basis); and,
- (e) Some funds are included in the general fund (GAAP basis), but have separate legally adopted budgets (budget basis).

The adjustments necessary to convert the results of operations for the year on the budget basis to the GAAP basis for the general fund and adult education fund are as follows:

Net Change in Fund Balance

	<u>General Fund</u>	<u>Adult Education</u>
Budget basis	\$ (145,723)	\$ (18,697)
Net adjustment for revenue accruals	(5,287)	1,649
Net adjustment for expenditure accruals	3,907	3,984
Net adjustment for other sources/uses	(27,887)	(998)
Funds budgeted elsewhere	8,377	-
Adjustment for encumbrances	54,299	6,958
GAAP basis	\$ (112,314)	\$ (7,104)

Certain funds that are legally budgeted in separate special revenue funds are considered part of the general fund on a GAAP basis. This includes the special rotary fund and the public school support fund.

NOTE 15 - CONTINGENCIES

A. Grants

The Center receives significant financial assistance from numerous federal, State and local agencies in the form of grants. The disbursement of funds received under these programs generally requires compliance with terms and conditions specified in the grant agreements and are subject to audit by the grantor agencies. Any disallowed claims resulting from such audits could become a liability of the Center. However, in the opinion of management, any such disallowed claims will not have a material effect on the financial position of the Center.

B. Litigation

The Center is involved in no material litigation as either plaintiff or defendant.

**COLUMBIANA COUNTY CAREER AND TECHNICAL CENTER
COLUMBIANA COUNTY, OHIO**

NOTES TO THE BASIC FINANCIAL STATEMENTS
FOR THE FISCAL YEAR ENDED JUNE 30, 2016

NOTE 16 - SET-ASIDES

The Center is required by State law to annually set-aside certain general fund revenue amounts, as defined by statutory formula, for the acquisition and construction of capital improvements. Amounts not spent by the end of the fiscal year or offset by similarly restricted resources received during the year must be held in cash at fiscal year-end. This amount must be carried forward to be used for the same purpose in future years. Expenditures exceeding the set-aside requirement may not be carried forward to the next fiscal year.

The following cash-basis information describes the change in the fiscal year-end set-aside amount for capital improvements. Disclosure of this information is required by State statute.

	<u>Capital Improvements</u>
Set-aside balance June 30, 2015	\$ -
Current year set-aside requirement	48,821
Contributions in excess of the current fiscal year set-aside requirement	-
Current year qualifying expenditures	(240,307)
Excess qualified expenditures from prior years	-
Current year offsets	(1,165,000)
Waiver granted by ODE	-
Prior year offset from bond proceeds	-
Total	<u>\$ (1,356,486)</u>
Balance carried forward to fiscal year 2017	<u>\$ -</u>
Set-aside balance June 30, 2016	<u>\$ -</u>

NOTE 17 - OTHER COMMITMENTS

The Center utilizes encumbrance accounting as part of its budgetary controls. Encumbrances outstanding at year-end are reservations of fund balance for subsequent-year expenditures and may be reported as part of restricted, committed, or assigned classifications of fund balance. At year end, the Center's commitments for encumbrances in the governmental funds were as follows:

<u>Fund Type</u>	<u>Year-End Encumbrances</u>
General fund	\$ 52,221
Adult education	6,860
Permanent improvement	861,554
Nonmajor governmental funds	<u>1,793</u>
Total	<u>\$ 922,428</u>

**COLUMBIANA COUNTY CAREER AND TECHNICAL CENTER
COLUMBIANA COUNTY, OHIO**

NOTES TO THE BASIC FINANCIAL STATEMENTS
FOR THE FISCAL YEAR ENDED JUNE 30, 2016

NOTE 18 - CONTRACTUAL COMMITMENTS

As of June 30, 2016, the Center had contractual commitments for the following project:

Landscape and Environmental Design (LED) Lab:

Contractor	Contractual Commitments	Amount Paid as of 6/30/2016	Amount Remaining on Contracts
J. Herbert Construction Co.	\$ 745,700	\$ 112,238	\$ 633,462
JP Plumbing, Inc.	100,300	25,470	74,830
Standard	106,967	4,362	102,605
Liberty Electric, Inc.	130,117	24,395	105,722
Strollo Architects	58,100	49,385	8,715
Total	<u>\$ 1,141,184</u>	<u>\$ 215,850</u>	<u>\$ 925,334</u>

**COLUMBIANA CAREER CENTER
COLUMBIANA COUNTY, OHIO**

SCHEDULES OF REQUIRED SUPPLEMENTARY INFORMATION

SCHEDULE OF THE CENTER'S PROPORTIONATE SHARE OF
THE NET PENSION LIABILITY
SCHOOL EMPLOYEES RETIREMENT SYSTEM (SERS) OF OHIO

LAST THREE FISCAL YEARS

	<u>2015</u>	<u>2014</u>	<u>2013</u>
Center's proportion of the net pension liability	0.02928920%	0.02568500%	0.02568500%
Center's proportionate share of the net pension liability	\$ 1,671,270	\$ 1,299,903	\$ 1,527,405
Center's covered-employee payroll	\$ 881,760	\$ 746,349	\$ 710,238
Center's proportionate share of the net pension liability as a percentage of its covered-employee payroll	189.54%	174.17%	215.06%
Plan fiduciary net position as a percentage of the total pension liability	69.16%	71.70%	65.52%

Note: Information prior to fiscal year 2013 was unavailable.

**COLUMBIANA CAREER CENTER
COLUMBIANA COUNTY, OHIO**

SCHEDULES OF REQUIRED SUPPLEMENTARY INFORMATION

SCHEDULE OF THE CENTER'S PROPORTIONATE SHARE OF
THE NET PENSION LIABILITY
STATE TEACHERS RETIREMENT SYSTEM (STRS) OF OHIO

LAST THREE FISCAL YEARS

	<u>2015</u>	<u>2014</u>	<u>2013</u>
Center's proportion of the net pension liability	0.02758929%	0.02798677%	0.02798677%
Center's proportionate share of the net pension liability	\$ 7,624,873	\$ 6,807,351	\$ 8,108,872
Center's covered-employee payroll	\$ 2,878,479	\$ 2,859,469	\$ 3,116,046
Center's proportionate share of the net pension liability as a percentage of its covered-employee payroll	264.89%	238.06%	260.23%
Plan fiduciary net position as a percentage of the total pension liability	72.10%	74.70%	69.30%

Note: Information prior to fiscal year 2013 was unavailable.

**COLUMBIANA CAREER CENTER
COLUMBIANA COUNTY, OHIO**

SCHEDULES OF REQUIRED SUPPLEMENTARY INFORMATION

SCHEDULE OF CENTER CONTRIBUTIONS
SCHOOL EMPLOYEES RETIREMENT SYSTEM (SERS) OF OHIO

LAST TEN FISCAL YEARS

	<u>2016</u>	<u>2015</u>	<u>2014</u>	<u>2013</u>	<u>2012</u>	<u>2011</u>	<u>2010</u>	<u>2009</u>	<u>2008</u>	<u>2007</u>
Contractually required contribution	\$ 124,614	\$ 116,216	\$ 103,444	\$ 98,297	\$ 95,753	\$ 91,023	\$ 95,736	\$ 73,106	\$ 74,653	\$ 80,947
Contributions in relation to the contractually required contribution	<u>(124,614)</u>	<u>(116,216)</u>	<u>(103,444)</u>	<u>(98,297)</u>	<u>(95,753)</u>	<u>(91,023)</u>	<u>(95,736)</u>	<u>(73,106)</u>	<u>(74,653)</u>	<u>(80,947)</u>
Contribution deficiency (excess)	<u>\$ -</u>	<u>\$ -</u>	<u>\$ -</u>	<u>\$ -</u>	<u>\$ -</u>	<u>\$ -</u>	<u>\$ -</u>	<u>\$ -</u>	<u>\$ -</u>	<u>\$ -</u>
Center's covered-employee payroll	\$ 890,100	\$ 881,760	\$ 746,349	\$ 710,238	\$ 711,918	\$ 724,129	\$ 707,061	\$ 742,947	\$ 760,214	\$ 757,931
Contributions as a percentage of covered-employee payroll	14.00%	13.18%	13.86%	13.84%	13.45%	12.57%	13.54%	9.84%	9.82%	10.68%

**COLUMBIANA CAREER CENTER
COLUMBIANA COUNTY, OHIO**

SCHEDULES OF REQUIRED SUPPLEMENTARY INFORMATION

SCHEDULE OF CENTER CONTRIBUTIONS
STATE TEACHERS RETIREMENT SYSTEM (STRS) OF OHIO

LAST TEN FISCAL YEARS

	<u>2016</u>	<u>2015</u>	<u>2014</u>	<u>2013</u>	<u>2012</u>	<u>2011</u>	<u>2010</u>	<u>2009</u>	<u>2008</u>	<u>2007</u>
Contractually required contribution	\$ 413,088	\$ 402,987	\$ 371,731	\$ 405,086	\$ 367,456	\$ 359,753	\$ 347,366	\$ 359,304	\$ 380,311	\$ 401,566
Contributions in relation to the contractually required contribution	<u>(413,088)</u>	<u>(402,987)</u>	<u>(371,731)</u>	<u>(405,086)</u>	<u>(367,456)</u>	<u>(359,753)</u>	<u>(347,366)</u>	<u>(359,304)</u>	<u>(380,311)</u>	<u>(401,566)</u>
Contribution deficiency (excess)	<u>\$ -</u>	<u>\$ -</u>	<u>\$ -</u>	<u>\$ -</u>	<u>\$ -</u>	<u>\$ -</u>	<u>\$ -</u>	<u>\$ -</u>	<u>\$ -</u>	<u>\$ -</u>
Center's covered-employee payroll	\$ 2,950,629	\$ 2,878,479	\$ 2,859,469	\$ 3,116,046	\$ 2,826,585	\$ 2,767,331	\$ 2,672,046	\$ 2,763,877	\$ 2,925,469	\$ 3,088,969
Contributions as a percentage of covered-employee payroll	14.00%	14.00%	13.00%	13.00%	13.00%	13.00%	13.00%	13.00%	13.00%	13.00%

**COLUMBIANA CAREER CENTER
COLUMBIANA COUNTY, OHIO**

NOTES TO REQUIRED SUPPLEMENTARY INFORMATION
FOR THE FISCAL YEAR ENDED JUNE 30, 2016

SCHOOL EMPLOYEES RETIREMENT SYSTEM (SERS) OF OHIO

Changes in benefit terms : There were no changes in benefit terms from the amounts reported for fiscal years 2014 - 2016.

Changes in assumptions : There were no changes in methods and assumptions used in the calculation of actuarial determined contributions for fiscal years 2014 - 2016. See the notes to the basic financial statements for the methods and assumptions in this calculation.

STATE TEACHERS RETIREMENT SYSTEM (STRS) OF OHIO

Changes in benefit terms : There were no changes in benefit terms from the amounts reported for fiscal years 2014 - 2016.

Changes in assumptions : There were no changes in methods and assumptions used in the calculation of actuarial determined contributions for fiscal years 2014 - 2016. See the notes to the basic financial statements for the methods and assumptions in this calculation.

**COLUMBIANA COUNTY CAREER AND TECHNICAL CENTER
COLUMBIANA COUNTY, OHIO**

SCHEDULE OF RECEIPTS AND EXPENDITURES OF FEDERAL AWARDS
FOR THE FISCAL YEAR ENDED JUNE 30, 2016

Federal Grantor/ Pass Through Grantor / Program Title	Federal CFDA Number	Grant Year	Receipts	Expenditures
U.S. DEPARTMENT OF AGRICULTURE				
<i>Passed Through The Ohio Department of Education:</i>				
Child Nutrition Cluster:				
National School Breakfast Program	10.553	FY2016	\$ 29,075	\$ 29,075
National School Lunch Program	10.555	FY2016	70,712	70,712
Cash Assistance			99,787	99,787
Non-Cash Assistance (Food Distribution)	10.555	FY2016	6,946	6,946
Total Child Nutrition Cluster			<u>106,733</u>	<u>106,733</u>
Total U.S. Department of Agriculture			<u>106,733</u>	<u>106,733</u>
U.S. DEPARTMENT OF EDUCATION				
<i>Direct Programs:</i>				
Student Financial Aid Cluster:				
Federal Pell Grant Program	84.063	FY2016	458,447	458,447
Federal Direct Student Loans	84.268	FY2016	220,774	220,774
Total Student Financial Aid Cluster			<u>679,221</u>	<u>679,221</u>
<i>Passed Through The Ohio Department of Education:</i>				
Adult Education - Basic Grants to States	84.002	FY2015	10,642	3,422
Adult Education - Basic Grants to States	84.002	FY2016	146,828	146,828
Total Adult Education - Basic Grants to States			<u>157,470</u>	<u>150,250</u>
Career and Technical Education - Basic Grants to States	84.048	FY2015	-	36
Career and Technical Education - Basic Grants to States	84.048	FY2016	291,965	290,847
Total Career and Technical Education - Basic Grants to States			<u>291,965</u>	<u>290,883</u>
Title II-A Improving Teacher Quality State Grants	84.367	FY2016	1,665	1,665
Total U.S. Department of Education			<u>972,851</u>	<u>1,122,019</u>
Total Federal Financial Assistance			<u>\$ 1,079,584</u>	<u>\$ 1,228,752</u>

The accompanying notes are an integral part of this schedule

**COLUMBIANA COUNTY CAREER AND TECHNICAL CENTER
COLUMBIANA COUNTY, OHIO**

NOTES TO THE SCHEDULE OF RECEIPTS AND EXPENDITURES OF FEDERAL AWARDS
FOR THE FISCAL YEAR ENDED JUNE 30, 2016

NOTE A – BASIS OF PRESENTATION

The accompanying Schedule of Receipts and Expenditures of Federal Awards (the Schedule) includes the federal award activity of **Columbiana County Career and Technical Center**, Columbiana County, Ohio (the Center) under programs of the federal government for the year ended June 30, 2016. The information on this Schedule is prepared in accordance with the requirements of Title 2 U.S. Code of Federal Regulations Part 200, *Uniform Administrative Requirements, Cost Principles, and Audit Requirements for Federal Awards* (Uniform Guidance). Because the Schedule presents only a selected portion of the operations of the Center, it is not intended to and does not present the financial position, changes in net position, or cash flows of the Center.

NOTE B – SUMMARY OF SIGNIFICANT ACCOUNTING POLICIES

Expenditures reported on the Schedule are reported on the cash basis of accounting. Such expenditures are recognized following the cost principles contained in Title 2 U.S. Code of Federal Regulations Part 200, *Uniform Administrative Requirements, Cost Principles, and Audit Requirements for Federal Awards*, wherein certain types of expenditures may or may not be allowable or may be limited as to reimbursement. The Center has elected to use the 10-percent de minimis indirect cost rate as allowed under the Uniform Guidance.

NOTE C – CHILD NUTRITION CLUSTER

The Center comingles cash receipts from the U.S. Department of Agriculture with similar State grants. When reporting expenditures on this Schedule, the Center assumes it expends federal monies first.

NOTE D – FOOD DONATION PROGRAM

The Center reports commodities consumed on the Schedule at the entitlement value. The Center allocated donated food commodities to the respective program that benefitted from the use of those donated food commodities.



428 Second St.
Marietta, OH 45750
740.373.0056

1907 Grand Central Ave.
Vienna, WV 26105
304.422.2203

104 South Sugar St.
St. Clairsville, OH 43950
740.695.1569

**INDEPENDENT AUDITOR'S REPORT ON INTERNAL CONTROL OVER
FINANCIAL REPORTING AND ON COMPLIANCE AND OTHER MATTERS
REQUIRED BY GOVERNMENT AUDITING STANDARDS**

December 27, 2016

Columbiana County Career and Technical Center
Columbiana County
9364 State Route 45
Lisbon, OH 44432

To the Board of Education:

We have audited, in accordance with auditing standards generally accepted in the United States and the Comptroller General of the United States' *Government Auditing Standards*, the financial statements of the governmental activities, each major fund and the aggregate remaining fund information of **Columbiana County Career and Technical Center**, Columbiana County, (the Center) as of and for the year ended June 30, 2016, and the related notes to the financial statements, which collectively comprise the Center's basic financial statements and have issued our report thereon dated December 27, 2016.

Internal Control Over Financial Reporting

As part of our financial statement audit, we considered the Center's internal control over financial reporting (internal control) to determine the audit procedures appropriate in the circumstances to the extent necessary to support our opinions on the financial statements, but not to the extent necessary to opine on the effectiveness of the Center's internal control. Accordingly, we have not opined on it.

A *deficiency in internal control* exists when the design or operation of a control does not allow management or employees, when performing their assigned functions, to prevent, or detect and timely correct misstatements. A *material weakness* is a deficiency, or combination of internal control deficiencies resulting in a reasonable possibility that internal control will not prevent or detect and timely correct a material misstatement of the Center's financial statements. A *significant deficiency* is a deficiency, or a combination of deficiencies, in internal control that is less severe than a material weakness, yet important enough to merit attention by those charged with governance.

Our consideration of internal control was for the limited purpose described in the first paragraph of this section and was not designed to identify all internal control deficiencies that might be material weaknesses or significant deficiencies. Given these limitations, we did not identify any deficiencies in internal control that we consider material weaknesses. However, unidentified material weaknesses may exist.



...“bringing more to the table”

Tax- Accounting - Audit - Review - Compilation - Agreed Upon Procedure - Consultation - Bookkeeping - Payroll
Litigation Support - Financial Investigations

Members: American Institute of Certified Public Accountants

- Ohio Society of CPAs • West Virginia Society of CPAs • Association of Certified Fraud Examiners •
- Association of Certified Anti - Money Laundering Specialists •



Compliance and Other Matters

As part of reasonably assuring whether the Center's financial statements are free of material misstatement, we tested its compliance with certain provisions of laws, regulations, contracts, and grant agreements, noncompliance with which could directly and materially affect the determination of financial statement amounts. However, opining on compliance with those provisions was not an objective of our audit and accordingly, we do not express an opinion. The results of our tests disclosed no instances of noncompliance or other matters we must report under *Government Auditing Standards*.

Purpose of this Report

This report only describes the scope of our internal control and compliance testing and our testing results, and does not opine on the effectiveness of the Center's internal control or on compliance. This report is an integral part of an audit performed under *Government Auditing Standards* in considering the Center's internal control and compliance. Accordingly, this communication is not suitable for any other purpose.



Perry and Associates
Certified Public Accountants, A.C.
Marietta, Ohio



428 Second St.
Marietta, OH 45750
740.373.0056

1907 Grand Central Ave.
Vienna, WV 26105
304.422.2203

104 South Sugar St.
St. Clairsville, OH 43950
740.695.1569

INDEPENDENT AUDITOR'S REPORT ON COMPLIANCE WITH REQUIREMENTS APPLICABLE TO THE MAJOR FEDERAL PROGRAM AND ON INTERNAL CONTROL OVER COMPLIANCE REQUIRED BY THE UNIFORM GUIDANCE

December 27, 2016

Columbiana County Career and Technical Center
Columbiana County
9364 State Route 45
Lisbon, OH 44432

To the Board of Education:

Report on Compliance for the Major Federal Program

We have audited **Columbiana County Career and Technical Center's** (the Center) compliance with the applicable requirements described in the U.S. Office of Management and Budget (OMB) *Compliance Supplement* that could directly and materially affect Columbiana County Career and Technical Center's major federal program for the year ended June 30, 2016. The *Summary of Auditor's Results* in the accompanying schedule of audit findings identifies the Center's major federal program.

Management's Responsibility

The Center's Management is responsible for complying with federal statutes, regulations, and the terms and conditions of its federal awards applicable to its federal programs.

Auditor's Responsibility

Our responsibility is to opine on the Center's compliance for the Center's major federal program based on our audit of the applicable compliance requirements referred to above. Our compliance audit followed auditing standards generally accepted in the United States of America; the standards for financial audits included in the Comptroller General of the United States' *Government Auditing Standards*; and the audit requirements of Title 2 U.S. *Code of Federal Regulations* Part 200, *Uniform Administrative Requirements, Cost Principles, and Audit Requirements for Federal Awards* (Uniform Guidance). These standards and the Uniform Guidance require us to plan and perform the audit to reasonably assure whether noncompliance with the applicable compliance requirements referred to above that could directly and materially affect a major federal program occurred. An audit includes examining, on a test basis, evidence about the Center's compliance with those requirements and performing such other procedures as we considered necessary in the circumstances.

We believe our audit provides a reasonable basis for our compliance opinion on the Center's major program. However, our audit does not provide a legal determination of the Center's compliance.



...**"bringing more to the table"**
Tax – Accounting – Audit – Review – Compilation – Agreed Upon Procedure – Consultation – Bookkeeping – Payroll
Litigation Support – Financial Investigations
Members: American Institute of Certified Public Accountants
• Ohio Society of CPAs • West Virginia Society of CPAs • Association of Certified Fraud Examiners •
• Association of Certified Anti - Money Laundering Specialists •



Opinion on the Major Federal Program

In our opinion, the Columbiana County Career and Technical Center complied, in all material respects with the compliance requirements referred to above that could directly and materially affect its major federal program for the year ended June 30, 2016.

Report on Internal Control Over Compliance

The Center's management is responsible for establishing and maintaining effective internal control over compliance with the applicable compliance requirements referred to above. In planning and performing our compliance audit, we considered the Center's internal control over compliance with the applicable requirements that could directly and materially affect a major federal program, to determine our auditing procedures appropriate for opining on each major federal program's compliance and to test and report on internal control over compliance in accordance with the Uniform Guidance, but not to the extent needed to opine on the effectiveness of internal control over compliance. Accordingly, we have not opined on the effectiveness of the Center's internal control over compliance.

A *deficiency in internal control over compliance* exists when the design or operation of a control over compliance does not allow management or employees, when performing their assigned functions, to prevent, or to timely detect and correct, noncompliance with a federal program's applicable compliance requirement. A *material weakness in internal control over compliance* is a deficiency, or combination of deficiencies, in internal control over compliance, such that there is a reasonable possibility that material noncompliance with a federal program compliance requirement will not be prevented, or timely detected and corrected. A *significant deficiency in internal control over compliance* is a deficiency, or a combination of deficiencies, in internal control over compliance with federal program's applicable compliance requirement that is less severe than a material weakness in internal control over compliance, yet important enough to merit attention by those charged with governance.

Our consideration of internal control over compliance was for the limited purpose described in the first paragraph of this section and would not necessarily identify all deficiencies in internal control over compliance that might be material weaknesses or significant deficiencies. We did not identify any deficiencies in internal control over compliance that we consider to be material weaknesses. However, material weaknesses may exist that have not been identified.

This report only describes the scope of our internal control compliance tests and the results of this testing based on Uniform Guidance requirements. Accordingly, this report is not suitable for any other purpose.



Perry and Associates
Certified Public Accountants, A.C.
Marietta, Ohio

**COLUMBIANA COUNTY CAREER AND TECHNICAL CENTER
COLUMBIANA COUNTY, OHIO**

SCHEDULE OF AUDIT FINDINGS
2 CFR § 200.515
FOR THE FISCAL YEAR ENDED JUNE 30, 2016

1. SUMMARY OF AUDITOR'S RESULTS
--

<i>(d)(1)(i)</i>	Type of Financial Statement Opinion	Unmodified
<i>(d)(1)(ii)</i>	Were there any material weaknesses in internal control reported at the financial statement level (GAGAS)?	No
<i>(d)(1)(ii)</i>	Were there any significant deficiencies in internal control reported at the financial statement level (GAGAS)?	No
<i>(d)(1)(iii)</i>	Was there any reported material noncompliance at the financial statement level (GAGAS)?	No
<i>(d)(1)(iv)</i>	Were there any material weaknesses in internal control reported for major federal programs?	No
<i>(d)(1)(iv)</i>	Were there any significant deficiencies in internal control reported for major federal programs?	No
<i>(d)(1)(v)</i>	Type of Major Programs' Compliance Opinion	Unmodified
<i>(d)(1)(vi)</i>	Are there any reportable findings under 2 CFR § 200.516(a)?	No
<i>(d)(1)(vii)</i>	Major Programs (list):	Student Financial Aid Cluster: Federal Direct Student Loans CFDA #84.268, Federal Pell Grant Program CFDA #84.063
<i>(d)(1)(viii)</i>	Dollar Threshold: Type A/B Programs	Type A: > \$ 750,000 Type B: all others
<i>(d)(1)(ix)</i>	Low Risk Auditee under 2 CFR § 200.520?	Yes

2. FINDINGS RELATED TO THE FINANCIAL STATEMENTS REQUIRED TO BE REPORTED IN ACCORDANCE WITH GAGAS

None

3. FINDINGS FOR FEDERAL AWARDS

None

This page intentionally left blank.



Dave Yost • Auditor of State

COLUMBIANA COUNTY CAREER AND TECHNOLOGY CENTER

COLUMBIANA COUNTY

CLERK'S CERTIFICATION

This is a true and correct copy of the report which is required to be filed in the Office of the Auditor of State pursuant to Section 117.26, Revised Code, and which is filed in Columbus, Ohio.

Susan Babbitt

CLERK OF THE BUREAU

**CERTIFIED
MARCH 30, 2017**