

**THE ACADEMY FOR URBAN SCHOLARS -  
YOUNGSTOWN  
Mahoning County, Ohio**

**AUDIT REPORT**

*For the fiscal year ended June 30, 2016*





# Dave Yost • Auditor of State

Board of Directors  
The Academy for Urban Scholars-Youngstown  
1350 Fifth Ave  
Youngstown, Ohio 44504

We have reviewed the *Independent Auditors' Report* of The Academy for Urban Scholars-Youngstown, Mahoning County, prepared by Charles E. Harris & Associates, Inc., for the audit period July 1, 2015 through June 30, 2016. Based upon this review, we have accepted these reports in lieu of the audit required by Section 117.11, Revised Code. The Auditor of State did not audit the accompanying financial statements and, accordingly, we are unable to express, and do not express an opinion on them.

Our review was made in reference to the applicable sections of legislative criteria, as reflected by the Ohio Constitution, and the Revised Code, policies, procedures and guidelines of the Auditor of State, regulations and grant requirements. The Academy for Urban Scholars-Youngstown is responsible for compliance with these laws and regulations.

A handwritten signature in black ink that reads "Dave Yost".

Dave Yost  
Auditor of State

April 28, 2017

**This page intentionally left blank.**

**THE ACADEMY FOR URBAN SCHOLARS-YOUNGSTOWN**  
**MAHONING COUNTY, OHIO**  
**AUDIT REPORT**  
**For the Fiscal Year Ended June 30, 2016**

**TABLE OF CONTENTS**

<b><u>Title</u></b>	<b><u>Page</u></b>
<b>Independent Auditors' Report on Internal Control Over Financial Reporting and on Compliance and Other Matters Required by <i>Government Auditing Standards</i></b>	<b>1</b>

**INDEPENDENT AUDITORS' REPORT ON INTERNAL CONTROL OVER  
FINANCIAL REPORTING AND ON COMPLIANCE AND OTHER MATTERS  
REQUIRED BY GOVERNMENT AUDITING STANDARDS**

The Academy for Urban Scholars-Youngstown  
Mahoning County  
1350 Fifth Avenue  
Youngstown, OH 44504

To the Board of Directors:

We have audited, in accordance with auditing standards generally accepted in the United States and the Comptroller General of the United States' *Government Auditing Standards*, the financial statements of The Academy for Urban Scholars, Mahoning County, (the School) as of and for the year ended June 30, 2016, and the related notes to the financial statements, which collectively comprise the School's basic financial statements and have issued our report thereon dated December 27, 2016.

***Internal Control Over Financial Reporting***

As part of our financial statement audit, we considered the School's internal control over financial reporting (internal control) to determine the audit procedures appropriate in the circumstances to the extent necessary to support our opinion on the financial statements, but not to the extent necessary to opine on the effectiveness of the School's internal control. Accordingly, we have not opined on it.

*A deficiency in internal control* exists when the design or operation of a control does not allow management or employees, when performing their assigned functions, to prevent, or detect and timely correct misstatements. *A material weakness* is a deficiency, or combination of internal control deficiencies resulting in a reasonable possibility that internal control will not prevent or detect and timely correct a material misstatement of the School's financial statements. *A significant deficiency* is a deficiency, or a combination of deficiencies, in internal control that is less severe than a material weakness, yet important enough to merit attention by those charged with governance.

Our consideration of internal control was for the limited purpose described in the first paragraph of this section and was not designed to identify all internal control deficiencies that might be material weaknesses or significant deficiencies. Given these limitations, we did not identify any deficiencies in internal control that we consider material weaknesses. However, unidentified material weaknesses may exist.

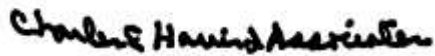
***Compliance and Other Matters***

As part of reasonably assuring whether the School's financial statements are free of material misstatement, we tested its compliance with certain provisions of laws, regulations, contracts, and grant agreements, noncompliance with which could directly and materially affect the determination of financial statement amounts. However, opining on compliance with those provisions was not an objective of our audit and accordingly, we do not express an opinion. The results of our tests disclosed no instances of noncompliance or other matters we must report under *Government Auditing Standards*.

However, we noted certain matters not requiring inclusion in this report that we reported to the School's management in a separate letter dated December 27, 2016.

***Purpose of this Report***

This report only describes the scope of our internal control and compliance testing and our testing results, and does not opine on the effectiveness of the School's internal control or on compliance. This report is an integral part of an audit performed under *Government Auditing Standards* in considering the School's internal control and compliance. Accordingly, this communication is not suitable for any other purpose.



***Charles E. Harris & Associates, Inc.***

December 27, 2016

**This page intentionally left blank.**



# **Comprehensive Annual Financial Report**

For the Year Ended June 30, 2016



*“I am a Winner”*

**The Academy for Urban Scholars-Youngstown**

**Youngstown, Ohio**

**The Academy for Urban Scholars-  
Youngstown  
Youngstown, Ohio**

**Comprehensive Annual Financial Report  
For the Year Ended June 30, 2016**

**Prepared by Brian G. Adams MBA, CMA, CFM, CrFA**

THE ACADEMY FOR URBAN SCHOLARS-YOUNGSTOWN  
MAHONING COUNTY

COMPREHENSIVE ANNUAL FINANCIAL REPORT  
FOR THE YEAR ENDED JUNE 30, 2016

TABLE OF CONTENTS

<u>Title</u>	<u>Page</u>
<b>INTRODUCTORY SECTION</b>	
Letter of Transmittal.....	i
Board of Directors.....	iv
Organizational Chart.....	v
<b>FINANCIAL SECTION</b>	
Independent Auditor's Report.....	1
Management's Discussion and Analysis.....	3
Basic Financial Statements:	
Statement of Net Position.....	8
Statement of Revenues, Expenses, and Changes in Net Position.....	9
Statement of Cash Flows.....	10
Notes to the Basic Financial Statements.....	12
Required Supplemental Information.....	29
<b>STATISTICAL TABLES</b>	
Operating Expenses by Category - .....	34
Operating and Non-Operating Revenues - .....	35
Full Time Equivalent (FTE) Enrollment - .....	36
Grant Revenues by Source - .....	37
Net Position - Trends .....	38
State Basic Aid - Per Pupil Funding Amount - .....	39
Student Population by Resident District - 2016 Fiscal Year.....	40
Miscellaneous Statistics .....	41
Principal Employers .....	42

# Introductory Section

**This page intentionally left blank.**



December 27, 2016

The Academy for Urban Scholars-Youngstown  
Members of the Board of Directors

We are pleased to present the Comprehensive Annual Financial Report (CAFR) of the Academy for Urban Scholars (the School) for the fiscal year ended June 30, 2016. The CAFR is designed to assist and guide the reader in understanding its contents. The report consists of three major sections:

Introductory Section The Introductory Section includes the Transmittal Letter, a list of our Board members and organizational chart.

Financial Section The Financial Section consists of the Independent Auditor's Report, Management's Discussion and Analysis, and the Basic Financial Statements as well as the Notes to the Basic Financial Statements that provide an overview of the School's financial position and operating results.

Statistical Section The Statistical Section includes selected financial and demographic information about the School on a multi-year basis.

The School's management is responsible for the reliability of the data presented and the completeness of the presentation, including all disclosures. To the best of our knowledge, the enclosed data is accurate in all material respects and is reported in a manner designed to present fairly the financial position and results of operations of the School. All disclosures necessary to enable the reader to gain an understanding of the School's financial activities have been included.

Further, the School has established a comprehensive framework of internal controls that is designed to compile sufficient reliable information for the preparation of its financial statements in accordance with generally accepted accounting principles (GAAP). Because the cost of internal controls should not outweigh their benefits, the School's comprehensive framework of internal controls has been designed to provide reasonable rather than absolute assurance that the financial statements will be free from material misstatements.

Ohio law requires independent audits be performed on all financial operations of the School either by the Auditor of State or an independent public accounting firm in accordance with generally accepted accounting principles (GAAP) and generally accepted auditing standards (GAAS). Charles E Harris & Associates, Inc. rendered an opinion on the School's financial statements as of June 30, 2016 and the Independent Auditor's Report on the Basic Financial Statements is included in the Financial Section herein.

As required by GASB Statement No. 34, "Basic Financial Statements and Management's Discussion and Analysis for State and Local Governments", management is also responsible for preparing a discussion and analysis of the School. This Letter of Transmittal is designed to complement the Management's Discussion and Analysis and should be read in conjunction with it. This discussion follows the Independent Auditor's Report and provides an assessment of the School's finances for fiscal year 2016 and the outlook for the future.

### Profile of the Government

Ohio charter schools began operating after the passage of a 1997 State law. Charter schools, commonly referred to as “community schools” in Ohio, and are public, non-profit, non-sectarian schools established to operate independently of any School District. These schools also are exempt from many of the education laws of the State allowing them to bring innovation and efficiency to the traditional education model. More importantly, the passage of this law made the concept of school choice a reality in Ohio. As required by law, each of these community schools must have a sponsor. Effective July 1, 2014, the School entered into a contract with a sponsor, Buckeye Community Hope Foundation (BCHF). BCHF provides oversight and advisory services to 40 community schools throughout the State.

The Academy for Urban Scholars-Youngstown was created to offer students 16-22, a fresh opportunity to return to the academic arena with a network of support designed to foster their academic achievement, mentor them in the acquisition of marketable 21<sup>st</sup> century skills, and nurture their overall development and social-emotional maturity. Students will achieve remarkable results through researched based curricula and instructional techniques, and a structure of self discipline and respect.

The School, which first opened its doors in July 2013 is located in the City of Youngstown, Ohio and is run by a five member Board of Directors. The School is in its second year of operations and looks to consistent enrollment as a measure of its success. The School has contracted with the National Center for Urban Scholars (NCUS) to aid the School in the areas of fundraising and building community partnerships. The National Center for Urban Scholars founded the school with a philosophy to first meet the educational needs of each student and to ensure they receive a quality education. We believe all students should always be challenged to learn. Our educational philosophy can be designed and built based upon all students having the ability to learn. *“It’s not too late to graduate!”*

### Economic Issues

Since the enactment of community school legislation, the School has been funded solely on the per pupil funding set forth by State of Ohio (see Statistical Section for historical funding levels). The school has seen an increase in the base level per pupil funding amount. However, this amount is still less than the amount that traditional school districts in the State receive per pupil, primarily because community schools are not authorized by statute to levy taxes in the communities that they operate in. By comparison, the Youngstown City School District receives over \$20,000 in average per pupil funding (as reported by the district for fiscal year 2016) from all sources whereas the School (which is also located in the City of Youngstown) receives only \$9,522 from all sources.

As discussed later, the School was funded on 142 full-time equivalent students for fiscal year 2016. As of the date of this letter, it is expected that the School will maintain that enrollment with the possibility of a slight decline consistent with declines seen in other schools throughout the State. Obviously, any decline in enrollment would have a direct corresponding impact to current year revenues.

### Awards and Acknowledgements

The Certificate of Achievement is a prestigious national award, recognizing conformance with the highest standards for preparation of state and local government financial reports. The School is seeking its first award from the Government Finance Officer’s Association of the United States of America and Canada (GFOA).

In order to be awarded a Certificate of Achievement, a government unit must publish an easily readable and effectively organized CAFR, whose contents conform to program standards. The CAFR must satisfy both generally accepted accounting principles and applicable legal requirements. A Certificate of Achievement is valid for a period of one year only. We believe our current report, which is included herein, will conform to the high standards required by the Certificate of Achievement program.

The Comprehensive Annual Financial Report was prepared by the fiscal management team for the School. Their commitment to this process has helped to make this report possible. We would also like to thank Ms. Broadnax and other members of the Board of Directors and Finance Committee for their support in this endeavor. It is truly appreciated.

The Academy for Urban Scholars-Youngstown  
Letter of Transmittal  
Page 3

Finally, we would like to thank our School community for entrusting us with the education of your children. You are the reason we are here. We are committed to bettering our students, their parents, and the communities we serve by providing the very best alternative in public education.

Sincerely,



Brian G. Adams MBA, CMA, CFM, CGFM  
Fiscal Officer/Internal Auditor  
The Academy for Urban Scholars-Youngstown



Tonya Broadnax  
President, Board of Directors  
The Academy for Urban Scholars-Youngstown

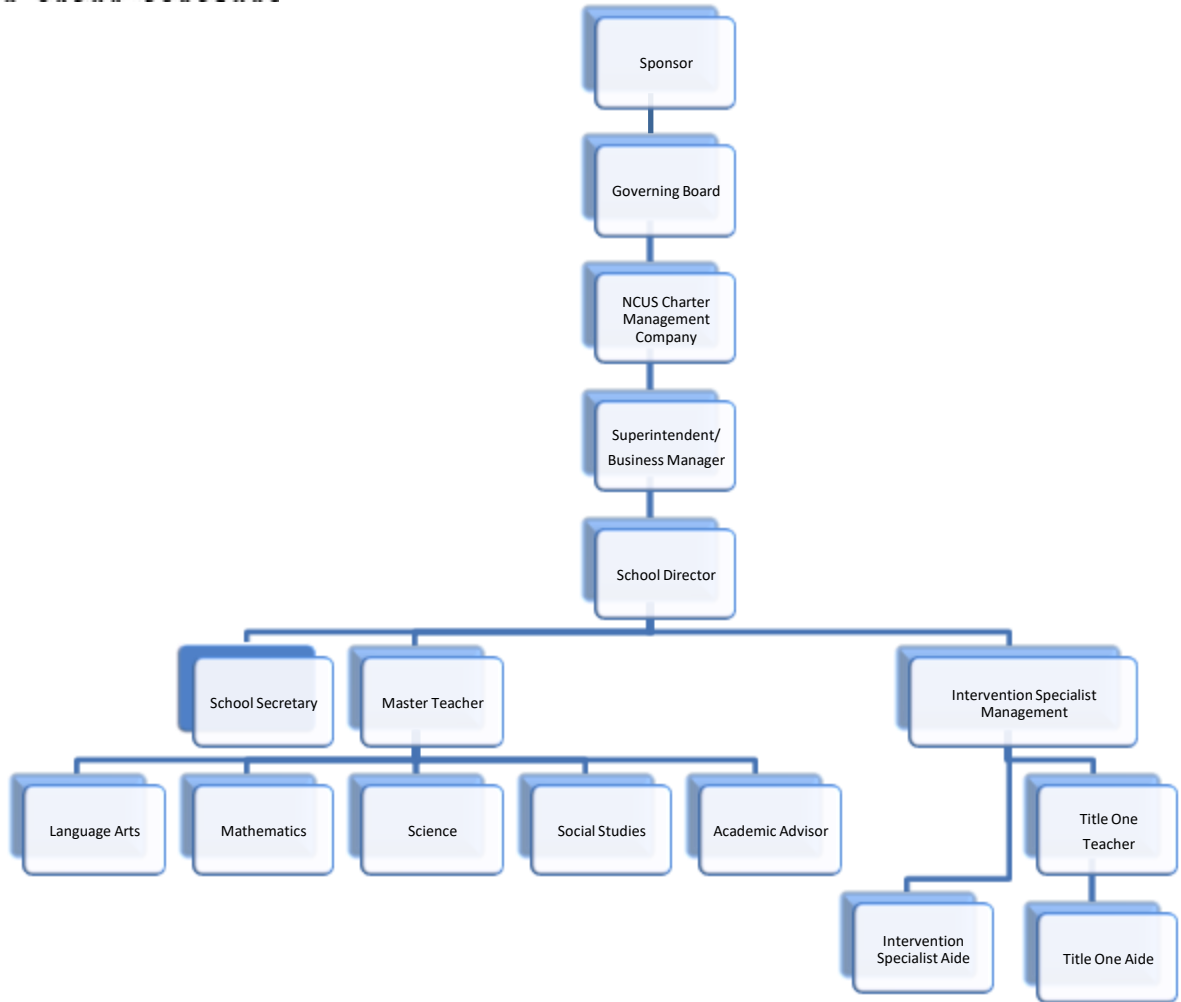


The Academy for Urban Scholars-Youngstown  
Board of Directors  
June 30, 2016

---

Tonya Broadnax  
Margaret Hightower  
Vicki Oldham  
Russell Oates  
Lewis Macklin

Board President  
Board Member  
Board Member  
Board Member  
Board Member



# Financial Section

**This page intentionally left blank.**

**INDEPENDENT AUDITORS' REPORT**

The Academy for Urban Scholars-Youngstown  
Mahoning County  
1350 Fifth Avenue  
Youngstown, Ohio 44504

To the Board of Directors:

***Report on the Financial Statements***

We have audited the accompanying financial statements of The Academy for Urban Scholars-Youngstown, Mahoning County, Ohio (the School), as of and for the year ended June 30, 2016, and the related notes to the financial statements, which collectively comprise the School's basic financial statements as listed in the table of contents.

***Management's Responsibility for the Financial Statements***

Management is responsible for preparing and fairly presenting these financial statements in accordance with accounting principles generally accepted in the United States of America; this includes designing, implementing, and maintaining internal control relevant to preparing and fairly presenting financial statements that are free from material misstatement, whether due to fraud or error.

***Auditor's Responsibility***

Our responsibility is to opine on these financial statements based on our audit. We audited in accordance with auditing standards generally accepted in the United States of America and the financial audit standards in the Comptroller General of the United States' *Government Auditing Standards*. Those standards require us to plan and perform the audit to reasonably assure the financial statements are free from material misstatement.

An audit requires obtaining evidence about financial statement amounts and disclosures. The procedures selected depend on our judgment, including assessing the risks of material financial statement misstatement, whether due to fraud or error. In assessing those risks, we consider internal control relevant to the School's preparation and fair presentation of the financial statements in order to design audit procedures that are appropriate in the circumstances, but not to the extent needed to opine on the effectiveness of the School's internal control. Accordingly, we express no opinion. An audit also includes evaluating the appropriateness of management's accounting policies and the reasonableness of their significant accounting estimates, as well as our evaluation of the overall financial statement presentation.

We believe the audit evidence we obtained is sufficient and appropriate to support our audit opinion.

***Opinion***

In our opinion, the financial statements referred to above present fairly, in all material respects, the financial position of The Academy for Urban Scholars-Youngstown, Mahoning County, Ohio, as of June 30, 2016, and the changes in its financial position and its cash flows thereof for the year then ended in accordance with the accounting principles generally accepted in the United States of America.

**Other Matters**

*Required Supplementary Information*

Accounting principles generally accepted in the United States of America require this presentation to include *Management's discussion and analysis* and schedules of net pension liabilities and pension contributions listed in the table of contents, to supplement the basic financial statements. Although this information is not part of the basic financial statements, the Governmental Accounting Standards Board considers it essential for placing the basic financial statements in an appropriate operational, economic, or historical context. We applied certain limited procedures to the required supplementary information in accordance with auditing standards generally accepted in the United States of America, consisting of inquiries of management about the methods of preparing the information and comparing the information for consistency with management's responses to our inquiries, to the basic financial statements, and other knowledge we obtained during our audit of the basic financial statements. We do not opine or provide any assurance on the information because the limited procedures do not provide us with sufficient evidence to opine or provide any other assurance.

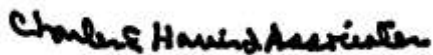
*Other Information*

Our audit was conducted to opine on the School's basic financial statements taken as a whole. The introductory section and the statistical section information present additional analysis and are not a required part of the basic financial statements.

We did not subject the introductory section and statistical section information to the auditing procedures applied in the audit of the basic financial statements and, accordingly, we express no opinion or any other assurance on them.

**Other Reporting Required by Government Auditing Standards**

In accordance with *Government Auditing Standards*, we have also issued our report dated December 27, 2016, on our consideration of the School's internal control over financial reporting and our tests of its compliance with certain provisions of laws, regulations, contracts and grant agreements and other matters. That report describes the scope of our internal control testing over financial reporting and compliance, and the results of that testing, and does not opine on internal control over financial reporting or on compliance. That report is an integral part of an audit performed in accordance with *Government Auditing Standards* in considering the School's internal control over financial reporting and compliance.



**Charles E. Harris & Associates, Inc.**  
December 27, 2016

**THE ACADEMY FOR URBAN SCHOLARS-YOUNGSTOWN  
MAHONING COUNTY, OHIO**

**MANAGEMENT'S DISCUSSION AND ANALYSIS  
FOR THE YEAR ENDED JUNE 30, 2016  
(Unaudited)**

The discussion and analysis of the Academy for Urban Scholars (the School) financial performance provides an overall review of the School's financial activities for the fiscal year ended June 30, 2016. The intent of this discussion and analysis is to look at the School's financial performance as a whole; readers should also review the transmittal letter, the basic financial statements and the notes to the basic financial statements to enhance their understanding of the School's financial performance.

The Management's Discussion and Analysis (MD&A) is an element of the reporting model adopted by the Governmental Accounting Standards Board (GASB) in their Statement No. 34 *Basic Financial Statements and Management's Discussion and Analysis for State and Local Governments* issued June 1999. Certain comparative information between the current year and the prior year is required to be presented in the MD&A.

**Financial Highlights**

- In total, net position was \$(846,272), which represents a decrease of \$100,273 from 2015 (or 13.4% decrease). This is due to changes in the calculation of pension expenses.
- Total assets were \$106,478, which represents an increase of \$4,816 from 2015 (or 4.7% increase). This was primarily due to cash and intergovernmental receivable.
- Liabilities were \$1,365,368, which represents an increase of \$ 513,155 from 2015 (or 60.2% decrease). This was primarily due an increase in net pension liabilities.

**Using this Financial Report**

This report consists of three parts, the MD&A, the basic financial statements, and notes to those statements. The basic financial statements include a Statement of Net Position, a Statement of Revenues, Expenses and Changes in Net Position, and a Statement of Cash Flows.

The School uses enterprise presentation for all of its activities.

**Statement of Net Position**

The Statement of Net Position answers the question of how the School did financially during 2016. This statement includes all assets and liabilities, both financial and capital, and short-term and long-term using the accrual basis of accounting and economic resources focus, which is similar to the accounting used by most private-sector companies. This basis of accounting takes into account all revenues and expenses during the year, regardless of when the cash is received or paid.

**THE ACADEMY FOR URBAN SCHOLARS-YOUNGSTOWN  
MAHONING COUNTY, OHIO**

**MANAGEMENT'S DISCUSSION AND ANALYSIS  
FOR THE YEAR ENDED JUNE 30, 2016  
(Unaudited)**

Table 1 provides a summary of the School's net position for fiscal year 2016.

**(Table 1)  
Statement of Net Position**

	2016	2015
<b>Assets</b>		
Current Assets	\$ 61,769	\$ 54,071
Noncurrent Assets	44,709	47,591
Total Assets	\$ 106,478	\$ 101,662
<b>Deferred Outflows</b>		
Pension Requirements	\$ 479,135	\$ 140,636
<b>Liabilities</b>		
Current Liabilities	\$ 30,571	\$ 75,444
Long-Term Liabilities	1,334,797	776,769
Total Liabilities	\$1,365,368	\$ 852,213
<b>Deferred Inflows</b>		
Pension Requirements	\$ 66,517	\$ 136,084
<b>Net Position</b>		
Net Investment in Capital Assets	\$ 34,923	\$ 36,757
Unrestricted	(881,195)	(782,756)
Total Net Position	\$ (846,272)	\$ (745,999)

Total assets were \$106,478. This was primarily due to cash and intergovernmental receivable. Liabilities were \$1,365,368 which was primarily net pension liabilities, and accounts payable.

**Statement of Revenues, Expenses and Changes in Net Position**

Table 2 shows the changes in net position for fiscal years 2016, as well as a listing of revenues and expenses. Although this is the first year of operations, the net position are important because it tells the reader that, for the school as a whole, the financial position of the school. The cause of this may be the result of many factors, some financial, some not. Non-financial factors include the current laws in Ohio restricting revenue growth, facility conditions, required educational programs and other factors.



**THE ACADEMY FOR URBAN SCHOLARS-YOUNGSTOWN  
MAHONING COUNTY, OHIO**

**MANAGEMENT'S DISCUSSION AND ANALYSIS  
FOR THE YEAR ENDED JUNE 30, 2016  
(Unaudited)**

Operating revenues were \$1,209,800 which represents 89% of total revenue. Operating expenses were \$1,450,514 which represents 99% of total expenses. The schools' significant expense Purchased Services represents 39% of total expenses. Purchased services will be explained further in note 9.

**(Table 2)  
Change in Net Position**

	2016	2015
<b>Operating Revenues</b>		
State Aid	\$1,160,956	\$ 1,082,011
Casino Aid	7,752	6,282
Facilities Aid	21,267	12,349
Other Operating	19,825	33,072
<b>Non-Operating Revenue</b>		
Federal Grants	142,269	135,555
Total Revenues	1,352,069	1,269,269
<b>Operating Expenses</b>		
Salaries	494,268	477,658
Fringe Benefits	287,867	952,142
Purchased Services	573,470	530,338
Materials and Supplies	49,471	31,731
Depreciation	13,425	12,106
Other	32,013	25,835
<b>Non-Operating Expenses</b>		
Interest and Fiscal Charges	1,828	2,584
Loss on Disposition of Assets	-	4,479
Total Expenses	1,452,342	2,036,873
 Change in Net Position	 \$ (100,273)	 \$ (767,604)

During 2015, the School adopted GASB Statement 68, *Accounting and Financial Reporting for Pensions—an Amendment of GASB Statement 27*, which significantly revises accounting for pension costs and liabilities. For reasons discussed below, many end users of this financial statement will gain a clearer understanding of the School's actual financial condition by adding deferred inflows related to pension and the net pension liability to the reported net position and subtracting deferred outflows related to pension.

Governmental Accounting Standards Board standards are national and apply to all government financial reports prepared in accordance with generally accepted accounting principles. When accounting for pension costs, GASB 27 focused on a funding approach. This approach limited pension costs to contributions annually required by law, which may or may not be sufficient to fully fund each plan's *net pension liability*. GASB 68 takes an earnings approach to pension accounting; however, the nature of

**THE ACADEMY FOR URBAN SCHOLARS-YOUNGSTOWN  
MAHONING COUNTY, OHIO**

**MANAGEMENT'S DISCUSSION AND ANALYSIS  
FOR THE YEAR ENDED JUNE 30, 2016  
(Unaudited)**

Ohio's statewide pension systems and state law governing those systems requires additional explanation in order to properly understand the information presented in these statements.

Under the new standards required by GASB 68, the net pension liability equals the School's proportionate share of each plan's collective:

1. Present value of estimated future pension benefits attributable to active and inactive employees' past service
2. Minus plan assets available to pay these benefits

GASB notes that pension obligations, whether funded or unfunded, are part of the "employment exchange" – that is, the employee is trading his or her labor in exchange for wages, benefits, and the promise of a future pension. GASB noted that the unfunded portion of this pension promise is a present obligation of the government, part of a bargained-for benefit to the employee, and should accordingly be reported by the government as a liability since they received the benefit of the exchange. However, the School is not responsible for certain key factors affecting the balance of this liability. In Ohio, the employee shares the obligation of funding pension benefits with the employer. Both employer and employee contribution rates are capped by State statute. A change in these caps requires action of both Houses of the General Assembly and approval of the Governor. Benefit provisions are also determined by State statute. The employee enters the employment exchange with the knowledge that the employer's promise is limited not by contract but by law. The employer enters the exchange also knowing that there is a specific, legal limit to its contribution to the pension system. In Ohio, there is no legal means to enforce the unfunded liability of the pension system *as against the public employer*. State law operates to mitigate/lessen the moral obligation of the public employer to the employee, because all parties enter the employment exchange with notice as to the law. The pension system is responsible for the administration of the plan.

Most long-term liabilities have set repayment schedules or, in the case of compensated absences (i.e., sick and vacation leave), are satisfied through paid time-off or termination payments. There is no repayment schedule for the net pension liability. As explained above, changes in pension benefits, contribution rates, and return on investments affect the balance of the net pension liability, but are outside the control of the local government. In the event that contributions, investment returns, and other changes are insufficient to keep up with required pension payments, State statute does not assign/identify the responsible party for the unfunded portion. Due to the unique nature of how the net pension liability is satisfied, this liability is separately identified within the long-term liability section of the statement of net position.

In accordance with GASB 68, the School's statements prepared on an accrual basis of accounting include an annual pension expense for their proportionate share of each plan's *change* in net pension liability not accounted for as deferred inflows/outflows of resources.

### **Budgeting Highlights**

Unlike other public schools located in the State of Ohio, community schools are not required to follow budgetary provisions set forth in Ohio Rev. Code Chapter 5705, unless specifically provided in the community school's contract with its Sponsor. The contract between the School and its Sponsor does prescribe a budgetary process. The School has developed a one year spending plan and a five-year projection that is reviewed by the Board of Directors. The five-year projections are also submitted to the Sponsor and the Ohio Department of Education.

**THE ACADEMY FOR URBAN SCHOLARS-YOUNGSTOWN  
MAHONING COUNTY, OHIO**

**MANAGEMENT'S DISCUSSION AND ANALYSIS  
FOR THE YEAR ENDED JUNE 30, 2016  
(Unaudited)**

**Capital Assets**

At the end of fiscal year 2016, the School had \$41,709, invested in capital assets, net of depreciation. The asset purchases were leasehold improvements, computers and equipment. For more information on capital assets, see Note 5 in the notes to the basic financial statements.

**Debt**

At June 30, 2016, the School had \$1,365,368 in total liabilities which consisted of \$30,571 in current and \$1,334,797 in long term liabilities. The long term portion will be explained further in the notes to the basic financial statements.

**Current Financial Issues**

The Academy for Urban Scholars-Youngstown received revenue for 142 students in 2016 and continues to enroll students on a daily basis. State law governing community schools allows for the School to have open enrollment across traditional school district boundaries. The School receives its support almost entirely from State Aid. Per pupil revenue from State Aid for the School averaged \$9,522 in fiscal year 2016 with no increase in State Basic Aid planned in fiscal year 2016. The School receives additional revenues from grant subsidies.

On July 1, 2015, the School entered into an agreement with National Center for Urban Solutions, as its management company for the fiscal year to provide management services to the school. The school paid the Operator \$221,765 for the fiscal year.

On July 1, 2015, the School contracted with the Buckeye Community Hope Foundation (BCHF) as its sponsor. State law allows sponsors to assess the schools up to 3 percent of State revenues as an oversight fee. The school paid BCHF three percent of State Aid as its sponsorship fee in fiscal year 2016. In June 2016, the school signed a new two-year agreement with the Sponsor ending June 30, 2018.

**Contacting the School's Financial Management**

This financial report is designed to provide our readers with a general overview of the School's finances and to show the School's accountability for the money it receives. If you have questions about this report or need additional information, contact Brian G. Adams, Fiscal Officer for the Academy for Urban Scholars, 65 E. Wilson Bridge Road, Worthington, OH 43085 or e-mail at [badams@ocscltd.com](mailto:badams@ocscltd.com).

**THE ACADEMY FOR URBAN SCHOLARS-YOUNGSTOWN  
MAHONING COUNTY, OHIO**

**Statement of Net Position  
June 30, 2016**

**Assets**

Current Asset

Cash and Cash Equivalents	\$	55,540
Intergovernmental Receivable		6,229

Total Current Assets		61,769
----------------------	--	--------

Noncurrent Assets

Leasehold Deposits		3,000
Depreciable Capital Assets, net		41,709

Total Noncurrent Assets		44,709
-------------------------	--	--------

Total Assets		106,478
--------------	--	---------

**DEFERRED OUTFLOWS OF RESOURCES**

Pension Requirements		479,135
----------------------	--	---------

**Liabilities**

Current Liabilities

Accounts Payable		27,774
Intergovernmental Payable		1,458
Capital Leases Payable, due within one year		1,339

Total Current Liabilities		30,571
---------------------------	--	--------

Long-Term Liabilities:

Capital Leases Payable, due within more than one year		5,447
Net Pension Liability		1,329,350

Total Long-Term Liabilities		1,334,797
-----------------------------	--	-----------

Total Liabilities		1,365,368
-------------------	--	-----------

**DEFERRED INFLOWS OF RESOURCES**

Pension Requirements		66,517
----------------------	--	--------

**Net Position**

Net Investment in Capital Assets		34,923
Unrestricted		(881,195)

Total Net Position		\$ (846,272)
--------------------	--	--------------

See accompanying notes to the basic financial statements

**THE ACADEMY FOR URBAN SCHOLARS-YOUNGSTOWN  
MAHONING COUNTY, OHIO**

**Statement of Revenues,  
Expenses and Changes in Fund Net Position  
For the Fiscal Year Ended June 30, 2016**

<b>Operating Revenues</b>	
State Aid	\$1,160,956
Casino Aid	7,752
Facilities Aid	21,267
Other Operating	<u>19,825</u>
<b>Total Operating Revenues</b>	<b>1,209,800</b>
<b>Operating Expenses</b>	
Salaries	494,268
Fringe Benefits	287,867
Purchased Services	573,470
Materials and Supplies	49,471
Depreciation	13,425
Other	<u>32,013</u>
<b>Total Operating Expenses</b>	<b><u>1,450,514</u></b>
<b>Operating Income</b>	<b>(240,714)</b>
<b>Non-Operating Revenues (Expenses)</b>	
Grants	142,269
Interest and Fiscal Charges	<u>(1,828)</u>
<b>Total Non-Operating Revenues (Expenses)</b>	<b><u>140,441</u></b>
<b>Change in Net Position</b>	<b>(100,273)</b>
<b>Net Position Beginning of Year-Restated</b>	<b><u>(745,999)</u></b>
<b>Net Position End of Year</b>	<b><u><u>\$ (846,272)</u></u></b>

See accompanying notes to the basic financial statements

**THE ACADEMY FOR URBAN SCHOLARS-YOUNGSTOWN  
MAHONING COUNTY, OHIO**

**Statement of Cash Flows  
For the Fiscal Year Ended June 30, 2016**

**Increase (Decrease) in Cash and Cash Equivalents**

**Cash Flows from Operating Activities**

Cash Received from State of Ohio	\$1,189,975
Cash Received from Other Operating Sources	19,825
Cash Payments to Employees for Services	(494,268)
Cash Payments for Employee Benefits	(136,566)
Cash Payments to Suppliers for Goods and Services	(668,764)
Other Cash Payments	(32,013)

Net Cash Used for Operating Activities (121,811)

**Cash Flows from Noncapital Financing Activities**

Cash Received from Grants 143,683

**Cash Flows from Capital and Related Financing Activities**

Cash Payments for Capital Assets	(10,542)
Interest Paid-Capital Lease Payable	(1,828)
Principal Payments-Capital Lease Payable	(1,048)

Net Cash Provided by (Used in) Capital Financing Activities (13,418)

**Net Increase in Cash and Cash Equivalents** 8,454

**Cash and Cash Equivalents Beginning of Year** 47,086

**Cash and Cash Equivalents End of Year** \$ 55,540

**Reconciliation of Operating Gain (Loss) to Net Cash  
Provided by (Used in) Operating Activities**

Operating Gain (Loss) \$ (240,714)

**ADJUSTMENTS TO RECONCILE OPERATING LOSS TO NET  
CASH USED FOR OPERATING ACTIVITIES**

Depreciation 13,425

Changes in Assets, Liabilities, Deferred Inflows and Outflows of Resources:

Intergovernmental Receivable	(6,229)
Accounts Payable	3,377
Payable to School	(50,000)
Intergovernmental Liabilities	7,029
Net Pension Liability	559,367
Deferred Outflows	(338,499)
Deferred Inflows	(69,567)

Net Cash Provided by (Used in) Operating Activities \$ (121,811)

See accompanying notes to the basic financial statements

**This page intentionally left blank.**

**THE ACADEMY FOR URBAN SCHOLARS-YOUNGSTOWN  
MAHONING COUNTY, OHIO**

**NOTES TO THE BASIC FINANCIAL STATEMENTS  
FOR THE YEAR ENDED JUNE 30, 2016**

**1. DESCRIPTION OF THE SCHOOL AND REPORTING ENTITY**

The Academy for Urban Scholars-Youngstown (the School) is a federal 501(c)(3) tax-exempt, state nonprofit corporation established pursuant to Ohio Rev. Code Chapters 3314 and 1702 to maintain and provide a school exclusively for any educational, literary, scientific and related teaching service. The School, which is part of the State's education program, is independent of any school district. The School may sue and be sued, acquire facilities as needed, and contract for any services necessary for the operation of the School.

The School contracts with National Center of Urban Solutions as its operator to provide management services to the school. (see note 17 for details).

In July of 2014, the School contracted with Buckeye Community Hope Foundation (BCHF) for two years (ending June 30, 2015) to be its sponsor. In June 2015, the School signed a new two-year agreement with the Sponsor ending June 30, 2017.

The School operates under a self-appointing, five-member Board of Directors (the Board). The School's Code of Regulations specify that vacancies that arise on the Board will be filled by the appointment of a successor director by a majority vote of the then existing directors. The Board is responsible for carrying out the provisions of the contract with the Sponsor, which include, but are not limited to, state-mandated provisions regarding student population, curriculum, academic goals, performance standards, admission standards, and qualifications of teachers. The facility is staffed with teaching personnel who provide services to 142 students.

**2. SUMMARY OF SIGNIFICANT ACCOUNTING POLICIES**

The basic financial statements of the School have been prepared in conformity with generally accepted accounting principles as applied to governmental nonprofit organizations. The Governmental Accounting Standards Board (GASB) is the accepted standard-setting body for establishing governmental accounting and financial reporting principles. The more significant of the School's accounting policies are described below.

**A. Basis of Presentation**

The School's basic financial statements consist of a Statement of Net Position, a Statement of Revenues, Expenses and Changes in Net Position, and a Statement of Cash Flows. Enterprise fund reporting focuses on the determination of the change in net position, financial position and cash flows.

Auditor of State of Ohio Bulletin No. 2000-005 requires the presentation of all financial activity to be reported within one enterprise fund for year-end reporting purposes. Enterprise accounting is used to account for operations that are financed and operated in a manner similar to private business enterprises where the intent is that the costs (expenses) of providing goods or services to the general public on a continuing basis be financed or recovered primarily through user charges.



**THE ACADEMY FOR URBAN SCHOLARS-YOUNGSTOWN  
MAHONING COUNTY, OHIO**

**NOTES TO THE BASIC FINANCIAL STATEMENTS  
FOR THE YEAR ENDED JUNE 30, 2016  
(Continued)**

**2. SUMMARY OF SIGNIFICANT ACCOUNTING POLICIES (Continued)**

**B. Measurement Focus and Basis of Accounting**

The accounting and financial reporting treatment applied to a fund is determined by its measurement focus. Enterprise accounting uses a flow of economic resources measurement focus. With this measurement focus, all assets and all liabilities are included on the Statement of Net Position. Operating statements present increases (i.e., revenues) and decreases (i.e., expenses) in total net position. The accrual basis of accounting is utilized for reporting purposes. Revenues are recognized when they are earned, and expenses are recognized when they are incurred.

**C. Budgetary Process**

Unlike traditional public schools located in the State of Ohio, community schools are not required to follow budgetary provisions set forth in Ohio Rev. Code Section 5705, unless specifically provided in the School's contract with its Sponsor. The contract between the School and its Sponsor requires a detailed school budget for each year of the contract. In addition, the Board adopted an operating budget at the beginning of fiscal year 2016. However, the budget does not have to follow the provisions of Ohio Rev. Code Section 5705, except for section 5705.391 as it relates to five-year forecasts.

**D. Cash and Cash Equivalents**

All cash received by the School is deposited in accounts in the School's name and reflected as Cash and Cash Equivalents on the Statement of Net Position. The School did not have any investments during fiscal year 2016.

**E. Prepaid Items**

The School records payments made to vendors for services that will benefit future periods as prepaid items using the consumption method. A current asset for the prepaid amount is recorded at the time of the purchase and an expense is recorded in the year in which the services are consumed.

**F. Intergovernmental Revenues**

The School currently participates in the State Foundation Program. Revenues received from these programs are recognized as operating revenues (foundation and special education payments) in the accounting period in which they are earned and become measurable. Funding from these programs is listed as "State Aid" on the Statement of Revenues, Expenses, and Changes in Fund Net Position.

Grants are recognized as non-operating revenues in the accounting period in which all eligibility requirements have been met.

Eligibility requirements include timing requirements, which specify the year when the resources are required to be used or the year when use is first permitted, matching requirements, in which the School must provide local resources to be used for a specified purpose, and expenditure requirements, in which the resources are provided to the School on a reimbursement basis.

**THE ACADEMY FOR URBAN SCHOLARS-YOUNGSTOWN  
MAHONING COUNTY, OHIO**

**NOTES TO THE BASIC FINANCIAL STATEMENTS  
FOR THE YEAR ENDED JUNE 30, 2016  
(Continued)**

**2. SUMMARY OF SIGNIFICANT ACCOUNTING POLICIES (Continued)**

**F. Intergovernmental Revenues (Continued)**

Resources where the timing requirement is not met are recorded as a liability to the funding source, and reported as a non-operating expense. Resources received prior to the period of use are deferred.

Amounts awarded under the above programs for the 2016 school year totaled \$1,332,244.

**G. Capital Assets and Depreciation**

For purposes of recording capital assets, the Board has a capitalization threshold of \$1,000.

The capital assets are recorded on the accompanying Statement of Net Position at cost, net of accumulated depreciation of \$41,709. Depreciation is computed by the straight-line method over five years for "Equipment" and ten years for "Leasehold Improvements".

Aside from those mentioned above, the School has no other capital assets.

**H. Net Position**

Net Position represent the difference between (all assets plus deferred outflows of resources) less (all liabilities, plus deferred inflows of resources). Net Position are reported as restricted when there are limitations imposed on their use, either through enabling legislation adopted by the School or through external restrictions imposed by creditors, grantors, or contracts. The School applies restricted resources first when an expense is incurred for purposes for which both restricted and unrestricted Net Position are available.

**I. Operating Revenues and Expenses**

Operating revenues are those revenues that are generated directly from the School's primary activities. For the School, these revenues are primarily State Aid payments. Operating expenses are necessary costs incurred to provide the goods and services that are the primary activities of the School. Revenues and expenses not meeting this definition are reported as non-operating.

**J. Use of Estimates**

In preparing the financial statements, management is sometimes required to make estimates and assumptions that affect the reported amounts of assets and liabilities, the disclosure of contingent assets and liabilities at the date of the financial statements, and the reported amounts of revenues and expenses during the reporting period. Actual results could differ from those estimates.

**THE ACADEMY FOR URBAN SCHOLARS-YOUNGSTOWN  
MAHONING COUNTY, OHIO**

**NOTES TO THE BASIC FINANCIAL STATEMENTS  
FOR THE YEAR ENDED JUNE 30, 2016  
(Continued)**

**2. SUMMARY OF SIGNIFICANT ACCOUNTING POLICIES (Continued)**

**K. Pensions**

For purposes of measuring the net pension liability, deferred outflows of resources and deferred inflows of resources related to pensions, and pension expense, information about the fiduciary net position of the pension plans and additions to/deductions from their fiduciary net position have been determined on the same basis as they are reported by the pension systems. For this purpose, benefit payments (including refunds of employee contributions) are recognized when due and payable in accordance with the benefit terms. The pension systems report investments at fair value.

**L. Deferred Outflows/Inflows of Resources**

In addition to assets, the statements of financial position will sometimes report a separate section for deferred outflows of resources. Deferred outflows of resources represent a consumption of net position that applies to a future period and will not be recognized as an outflow of resources (expense/expenditure) until then. For the School, deferred outflows of resources are reported on the statement of net position for pension. The deferred outflows of resources related to pension are explained in Note 12.

In addition to liabilities, the statements of financial position report a separate section for deferred inflows of resources. Deferred inflows of resources represent an acquisition of net position that applies to a future period and will not be recognized as an inflow of resources (revenue) until that time. These amounts are deferred and recognized as an inflow of resources in the period the amounts become available. Deferred inflows of resources related to pension are reported on the statement of net position. (See Note 12).

**3. DEPOSITS AND INVESTMENTS**

**Deposits with Financial Institutions**

At June 30, 2016, the carrying amount of the School deposits are \$55,540, and its bank balance of \$61,192 of which all was covered by federal depository insurance based on the criteria described in GASB Statement No. 40, "Deposits and Investment Risk Disclosures".

Custodial credit risk is the risk that, in the event of bank failure, the School's deposits may not be returned. The School has no deposit policy for custodial credit risk beyond the requirements of state statute. According to state law, public depositories must give security for all public funds on deposits. All deposits are collateralized with eligible securities in amounts equal to at least 105 percent of the carrying value of the deposits. Such collateral, as permitted by the Ohio Revised Code, is held in single financial institution collateral pools at Federal Reserve Banks, or at member banks of the federal reserve system, in the name of the respective depository bank and pledged as a pool of collateral against all of the public deposits it holds or as specific collateral held at the Federal Reserve Bank in the name of the School.

**4. INTERGOVERNMENTAL RECEIVABLE/PAYABLE**

At June 30, 2016, the School had an intergovernmental receivable in the amount of \$6,229 for monies for food service, CCIP, and other federal and state grants due but not received by year end. The intergovernmental receivable is collectible in the next operating cycle. The School has an intergovernmental payable of \$1,458 due for various payroll liabilities.

**THE ACADEMY FOR URBAN SCHOLARS-YOUNGSTOWN  
MAHONING COUNTY, OHIO**

**NOTES TO THE BASIC FINANCIAL STATEMENTS  
FOR THE YEAR ENDED JUNE 30, 2016  
(Continued)**

**5. CAPITAL ASSETS AND DEPRECIATION**

For the year ended June 30, 2016, the School's capital assets consisted of the following:

	<u>Balance</u> <u>6/30/2015</u>	<u>Additions</u>	<u>Deletions</u>	<u>Balance</u> <u>6/30/2016</u>
<b>Capital Assets Being Depreciated:</b>				
Leasehold Improvements	\$ 53,304	\$ -	\$ -	\$ 53,304
Computers & Equipment	8,200	10,543	-	18,743
<b>Total Capital Assets Being Depreciated</b>	<u>61,504</u>	<u>10,543</u>	<u>-</u>	<u>72,047</u>
<b>Less Accumulated Depreciation:</b>				
Leasehold Improvements	(16,093)	(10,660)	-	(26,753)
Computers & Equipment	(820)	(2,765)	-	(3,585)
<b>Total Accumulated Depreciation</b>	<u>(16,913)</u>	<u>(13,425)</u>	<u>-</u>	<u>(30,338)</u>
<b>Total Capital Assets Being Depreciated Net</b>	<u>\$ 44,591</u>	<u>\$ (2,882)</u>	<u>\$ -</u>	<u>\$ 41,709</u>

**6. ACCOUNTS PAYABLE/RECEIVABLE**

Accounts Payable in the amount of \$27,774 consists of obligations at June 30, 2016 incurred during the normal course of conducting operations.

**7. PREPAIDS/DEPOSITS**

The School had no Prepaid Expenses as of June 30, 2016. Deposits in the amount of \$ 3,000 represent leasehold deposits to the landlord during the execution of the lease.

**8. RISK MANAGEMENT**

**Property and Liability** - The School is exposed to various risks of loss related to torts; theft or damage to, and destruction of assets; errors and omissions; injuries to employees; and natural disasters. For the year ended 2016, the School contracted with the Hartford Insurance Company for the following insurance coverage:

Commercial General Liability per occurrence	\$ 1,000,000
Commercial General Liability aggregate	4,000,000
Director and Officers Liability	1,000,000
Employment Practices Liability	1,000

Settled claims have not exceeded commercial coverage in any of the past three fiscal years, and there has not been a significant reduction in coverage from the prior fiscal year.

**THE ACADEMY FOR URBAN SCHOLARS-YOUNGSTOWN  
MAHONING COUNTY, OHIO**

**NOTES TO THE BASIC FINANCIAL STATEMENTS  
FOR THE YEAR ENDED JUNE 30, 2016  
(Continued)**

**9. PURCHASED SERVICE EXPENSES**

For the year ended June 30, 2016, the schools largest expense, purchased services consisted of the following:

	<b>2016</b>
Professional and Technical Services	\$ 412,502
Property Services	94,206
Travel Mileage/Meals	22,740
Communications	15,866
Utilities	4,940
Contracted Trade Services	23,216
	\$ 573,470

**10. CAPITALIZED LEASE OBLIGATIONS**

The School entered into a capitalized lease for the acquisition of equipment. This capital lease has been recorded as a capital asset at the present value of the minimum lease payments as of the inception date. The capital lease is recorded as Equipment of \$5,410. The School paid \$1,688 in principal and interest for the fiscal year ended June 30, 2016.

<b>Fiscal Year</b>	<b>Capital Lease</b>
2017	\$ 2,876
2018	2,876
2019	2,876
2020	1,673
Total	10,301
Less: Amount Representing Interest	(3,515)
Present Value of minimum payments	\$ 6,786

**11. OPERATING LEASES – LESSEE DISCLOSURE**

Beginning August 1, 2013, the School leased space located at 1350 E. Fifth Ave from W J Cobbin Office Tower. The term of the lease is for 5 years ending July 31, 2018. The School paid \$45,600 for fiscal year 2016.

**THE ACADEMY FOR URBAN SCHOLARS-YOUNGSTOWN  
MAHONING COUNTY, OHIO**

**NOTES TO THE BASIC FINANCIAL STATEMENTS  
FOR THE YEAR ENDED JUNE 30, 2016  
(Continued)**

**12. DEFINED BENEFIT PENSION PLANS**

**A. Net Pension Liability**

The net pension liability reported on the statement of net position represents a liability to employees for pensions. Pensions are a component of exchange transactions—between an employer and its employees—of salaries and benefits for employee services. Pensions are provided to an employee—on a deferred-payment basis—as part of the total compensation package offered by an employer for employee services each financial period. The obligation to sacrifice resources for pensions is a present obligation because it was created as a result of employment exchanges that already have occurred.

The net pension liability represents the School's proportionate share of each pension plan's collective actuarial present value of projected benefit payments attributable to past periods of service, net of each pension plan's fiduciary net position. The net pension liability calculation is dependent on critical long-term variables, including estimated average life expectancies, earnings on investments, cost of living adjustments and others. While these estimates use the best information available, unknowable future events require adjusting this estimate annually.

The Ohio Revised Code limits the School's obligation for this liability to annually required payments. The School cannot control benefit terms or the manner in which pensions are financed; however, the School does receive the benefit of employees' services in exchange for compensation including pension.

GASB 68 assumes the liability is solely the obligation of the employer, because (1) they benefit from employee services; and (2) State statute requires all funding to come from these employers. All contributions to date have come solely from these employers (which also includes costs paid in the form of withholdings from employees). State statute requires the pension plans to amortize unfunded liabilities within 30 years. If the amortization period exceeds 30 years, each pension plan's board must propose corrective action to the State legislature. Any resulting legislative change to benefits or funding could significantly affect the net pension liability. Resulting adjustments to the net pension liability would be effective when the changes are legally enforceable.

The proportionate share of each plan's unfunded benefits is presented as a long-term *net pension liability* on the accrual basis of accounting. Any liability for the contractually-required pension contribution outstanding at the end of the year is included in *intergovernmental payable* on the accrual basis of accounting.

**B. Plan Description - School Employees Retirement System (SERS)**

Plan Description – School non-teaching employees participate in SERS, a cost-sharing multiple-employer defined benefit pension plan administered by SERS. SERS provides retirement, disability and survivor benefits, annual cost-of-living adjustments, and death benefits to plan members and beneficiaries. Authority to establish and amend benefits is provided by Ohio Revised Code Chapter 3309. SERS issues a publicly available, stand-alone financial report that includes financial statements, required supplementary information and detailed information about SERS' fiduciary net position. That report can be obtained by visiting the SERS website at [www.ohsers.org](http://www.ohsers.org) under Employers/Audit Resources.

**THE ACADEMY FOR URBAN SCHOLARS-YOUNGSTOWN  
MAHONING COUNTY, OHIO**

**NOTES TO THE BASIC FINANCIAL STATEMENTS  
FOR THE YEAR ENDED JUNE 30, 2016  
(Continued)**

**12. DEFINED BENEFIT PENSION PLANS (Continued)**

**B. Plan Description - School Employees Retirement System (SERS) (Continued)**

Age and service requirements for retirement are as follows:

	Eligible to Retire on or before August 1, 2017*	Eligible to Retire on or after August 1, 2017*
Full Benefits	Any age with 30 years of service credit	Age 67 with 10 years of service credit; or Age 57 with 30 years of service credit
Actuarially Reduced Benefits	Age 60 with 5 years of service credit Age 55 with 25 years of service credit	Age 62 with 10 years of service credit; or Age 60 with 25 years of service credit

\*Members with 25 years of service credit as of August 1, 2017, will be included in this plan.

Annual retirement benefits are calculated based on final average salary multiplied by a percentage that varies based on year of service; 2.2 percent for the first thirty years of service and 2.5 percent for years of service credit over 30. Final average salary is the average of the highest three years of salary.

One year after an effective benefit date, a benefit recipient is entitled to a three percent cost-of-living adjustment (COLA). This same COLA is added each year to the base benefit amount on the anniversary date of the benefit.

Funding Policy – Plan members are required to contribute 10 percent of their annual covered salary and the School is required to contribute 14 percent of annual covered payroll. The contribution requirements of plan members and employers are established and may be amended by the SERS' Retirement Board up to statutory maximum amounts of 10 percent for plan members and 14 percent for employers. The Retirement Board, acting with the advice of the actuary, allocates the employer contribution rate among four of the System's funds (Pension Trust Fund, Death Benefit Fund, Medicare B Fund, and Health Care Fund). For the fiscal year ended June 30, 2016, the allocation to pension, death benefits, and Medicare B was 14 percent. SERS did not allocate any employer contributions to the Health Care Fund for fiscal year 2016.

The School's contractually required contribution to SERS was \$56,680 for fiscal year 2016.

**C. Plan Description - State Teachers Retirement System (STRS)**

Plan Description – School licensed teachers and other faculty members participate in STRS Ohio, a cost-sharing multiple-employer public employee retirement system administered by STRS. STRS provides retirement and disability benefits to members and death and survivor benefits to beneficiaries. STRS issues a stand-alone financial report that includes financial statements, required supplementary information and detailed information about STRS' fiduciary net position. That report can be obtained by writing to STRS, 275 E. Broad St., Columbus, OH 43215-3771, by calling (888) 227-7877, or by visiting the STRS Web site at [www.strsoh.org](http://www.strsoh.org).

**THE ACADEMY FOR URBAN SCHOLARS-YOUNGSTOWN  
MAHONING COUNTY, OHIO**

**NOTES TO THE BASIC FINANCIAL STATEMENTS  
FOR THE YEAR ENDED JUNE 30, 2016  
(Continued)**

**12. DEFINED BENEFIT PENSION PLANS (Continued)**

**C. Plan Description - State Teachers Retirement System (STRS) (Continued)**

New members have a choice of three retirement plans; a Defined Benefit (DB) Plan, a Defined Contribution (DC) Plan and a Combined Plan. Benefits are established by Ohio Revised Code Chapter 3307. The DB plan offers an annual retirement allowance based on final average salary multiplied by a percentage that varies based on years of service. Effective August 1, 2016, the calculation will be 2.2 percent of final average salary for the five highest years of earnings multiplied by all years of service. With certain exceptions, the basic benefit is increased each year by two percent of the original base benefit. For members retiring August 1, 2013, or later, the first two percent is paid on the fifth anniversary of the retirement benefit. Members are eligible to retire at age 60 with five years of qualifying service credit, or age 55 with 25 years of service, or 30 years of service regardless of age. Age and service requirements for retirement will increase effective August 1, 2016, and will continue to increase periodically until they reach age 60 with 35 years of service or age 65 with five years of service on August 1, 2026.

The DC Plan allows members to place all their member contributions and 9.5 percent of the 14 percent employer contributions into an investment account. Investment allocation decisions are determined by the member. The remaining 4.5 percent of the 14 percent employer rate is allocated to the defined benefit unfunded liability. A member is eligible to receive a retirement benefit at age 50 and termination of employment. The member may elect to receive a lifetime monthly annuity or a lump sum withdrawal.

The Combined Plan offers features of both the DB Plan and the DC Plan. In the Combined Plan, member contributions are allocated among investment choices by the member, and employer contributions are used to fund the defined benefit payment at a reduced level from the regular DB Plan. The defined benefit portion of the Combined Plan payment is payable to a member on or after age 60 with five years of services. The defined contribution portion of the account may be taken as a lump sum payment or converted to a lifetime monthly annuity at age 50.

New members who choose the DC plan or Combined Plan will have another opportunity to reselect a permanent plan during their fifth year of membership. Members may remain in the same plan or transfer to another STRS plan. The optional annuitization of a member's defined contribution account or the defined contribution portion of a member's Combined Plan account to a lifetime benefit results in STRS bearing the risk of investment gain or loss on the account. STRS has therefore included all three plan options as one defined benefit plan for GASB 68 reporting purposes.

A DB or Combined Plan member with five or more years of credited service who is determined to be disabled may qualify for a disability benefit. Eligible survivors of members who die before service retirement may qualify for monthly benefits. New members on or after July 1, 2013, must have at least ten years of qualifying service credit that apply for disability benefits. Members in the DC Plan who become disabled are entitled only to their account balance. If a member of the DC Plan dies before retirement benefits begin, the member's designated beneficiary is entitled to receive the member's account balance.



**THE ACADEMY FOR URBAN SCHOLARS-YOUNGSTOWN  
MAHONING COUNTY, OHIO**

**NOTES TO THE BASIC FINANCIAL STATEMENTS  
FOR THE YEAR ENDED JUNE 30, 2016  
(Continued)**

**12. DEFINED BENEFIT PENSION PLANS (Continued)**

**C. Plan Description - State Teachers Retirement System (STRS) (Continued)**

Funding Policy – Employer and member contribution rates are established by the State Teachers Retirement Board and limited by Chapter 3307 of the Ohio Revised Code. The statutory maximum employee contribution rate was increased one percent July 1, 2014, and will be increased one percent each year until it reaches 14 percent on July 1, 2016. For the fiscal year ended June 30, 2016, plan members were required to contribute 13 percent of their annual covered salary. The School was required to contribute 14 percent; the entire 14 percent was the portion used to fund pension obligations. The fiscal year 2016 contribution rates were equal to the statutory maximum rates.

The School's contractually required contribution to STRS was \$28,392 for fiscal year 2016.

**D. Pension Liabilities, Pension Expense, and Deferred Outflows of Resources and Deferred Inflows of Resources Related to Pensions**

The net pension liability was measured as of June 30, 2015, and the total pension liability used to calculate the net pension liability was determined by an actuarial valuation as of that date. The School's proportion of the net pension liability was based on the School's share of contributions to the pension plan relative to the contributions of all participating entities. Following is information related to the proportionate share and pension expense:

	STRS	SERS	Total
Proportionate Share of the Net Pension Liability	\$ 579,375	\$ 749,975	\$ 1,329,350
Proportion of the Net Pension Liability	0.00209637%	0.01314340%	
Pension Expense	\$ 52,969	\$ 183,404	\$ 236,373

At June 30, 2016, the School reported deferred outflows of resources and deferred inflows of resources related to pensions from the following sources:

	STRS	SERS	Total
<b>Deferred Outflows of Resources</b>			
Differences between expected and actual experience	\$ 26,412	\$ 12,075	\$ 38,487
Changes in proportion	19,138	336,438	355,576
School contributions subsequent to the measurement date	28,392	56,680	85,072
<b>Total Deferred Outflows of Resources</b>	<u>\$ 73,942</u>	<u>\$ 405,193</u>	<u>\$ 479,135</u>
<b>Deferred Inflows of Resources</b>			
Net difference between projected and actual earnings on pension plan investments	\$ 41,668	\$ 24,849	\$ 66,517
<b>Total Deferred Inflows of Resources</b>	<u>\$ 41,668</u>	<u>\$ 24,849</u>	<u>\$ 66,517</u>

**THE ACADEMY FOR URBAN SCHOLARS-YOUNGSTOWN  
MAHONING COUNTY, OHIO**

**NOTES TO THE BASIC FINANCIAL STATEMENTS  
FOR THE YEAR ENDED JUNE 30, 2016  
(Continued)**

**12. DEFINED BENEFIT PENSION PLANS (Continued)**

**D. Pension Liabilities, Pension Expense, and Deferred Outflows of Resources and Deferred Inflows of Resources Related to Pensions (Continued)**

\$85,072 reported as deferred outflows of resources related to pension resulting from School contributions subsequent to the measurement date will be recognized as a reduction of the net pension liability in the fiscal year ending June 30, 2017. Other amounts reported as deferred outflows of resources and deferred inflows of resources related to pension will be recognized in pension expense as follows:

	STRS	SERS	Total
Fiscal Year Ending June 30:			
2017	\$ (4,618)	\$ 98,464	\$ 93,846
2018	(4,618)	98,464	93,846
2019	(4,616)	98,404	93,788
2020	17,734	28,332	46,066
	\$ 3,882	\$ 323,664	\$ 327,546

**E. Actuarial Assumptions - SERS**

SERS' total pension liability was determined by their actuaries in accordance with GASB Statement No. 67, as part of their annual actuarial valuation for each defined benefit retirement plan. Actuarial valuations of an ongoing plan involve estimates of the value of reported amounts (e.g., salaries, credited service) and assumptions about the probability of occurrence of events far into the future (e.g., mortality, disabilities, retirements, employment termination). Actuarially determined amounts are subject to continual review and potential modifications, as actual results are compared with past expectations and new estimates are made about the future.

Projections of benefits for financial reporting purposes are based on the substantive plan (the plan as understood by the employers and plan members) and include the types of benefits provided at the time of each valuation and the historical pattern of sharing benefit costs between the employers and plan members to that point. The projection of benefits for financial reporting purposes does not explicitly incorporate the potential effects of legal or contractual funding limitations.

Actuarial calculations reflect a long-term perspective. For a newly hired employee, actuarial calculations will take into account the employee's entire career with the employer and also take into consideration the benefits, if any, paid to the employee after termination of employment until the death of the employee and any applicable contingent annuitant. In many cases actuarial calculations reflect several decades of service with the employer and the payment of benefits after termination.

Key methods and assumptions used in calculating the total pension liability in the latest actuarial valuation, prepared as of June 30, 2015, are presented below:

Wage Inflation	3.25 percent
Future Salary Increases, including inflation	4.00 percent to 22 percent
COLA or Ad Hoc COLA	3 percent
Investment Rate of Return	7.75 percent net of investments expense, including inflation
Actuarial Cost Method	Entry Age Normal

**THE ACADEMY FOR URBAN SCHOLARS-YOUNGSTOWN  
MAHONING COUNTY, OHIO**

**NOTES TO THE BASIC FINANCIAL STATEMENTS  
FOR THE YEAR ENDED JUNE 30, 2016  
(Continued)**

**12. DEFINED BENEFIT PENSION PLANS (Continued)**

**F. Plan Description - School Employees Retirement System (SERS)**

For post-retirement mortality, the table used in evaluating allowances to be paid is the 1994 Group Annuity Mortality Table set back one year for both men and women. Special mortality tables are used for the period after disability retirement.

The most recent experience study was completed June 30, 2010.

The long-term return expectation for the Pension Plan Investments has been determined using a building-block approach and assumes a time horizon, as defined in SERS' *Statement of Investment Policy*. A forecasted rate of inflation serves as the baseline for the return expectation. Various real return premiums over the baseline inflation rate have been established for each asset class. The long-term expected nominal rate of return has been determined by calculating a weighted averaged of the expected real return premiums for each asset class, adding the projected inflation rate, and adding the expected return from rebalancing uncorrelated asset classes. The target allocation and best estimates of arithmetic real rates of return for each major assets class are summarized in the following table:

Asset Class	Target Allocation	Long Term Expected Real Rate of Return
Cash	1.00 %	0.00 %
US Stocks	22.50	5.00
Non-US Stocks	22.50	5.50
Fixed Income	19.00	1.50
Private Equity	10.00	10.00
Real Assets	10.00	5.00
Multi-Asset Strategies	15.00	7.50
	100.00 %	

**G. Discount Rate**

The total pension liability was calculated using the discount rate of 7.75 percent. The projection of cash flows used to determine the discount rate assumed the contributions from employers and from the members would be computed based on contribution requirements as stipulated by State statute. Projected inflows from investment earning were calculated using the long-term assumed investment rate of return (7.75 percent). Based on those assumptions, the plan's fiduciary net position was projected to be available to make all future benefit payments of current plan members. Therefore, the long-term expected rate of return on pension plan investments was applied to all periods of projected benefits to determine the total pension liability.

In April 2016, the SERS Board adopted certain assumption changes which impacted their annual actuarial valuation prepared as of June 30, 2016. The most significant change is a reduction in the discount rate from 7.75 percent to 7.5 percent. Although the exact amount of these changes is not known, the impact to the School's net pension liability is expected to be significant.

**H. Sensitivity of the School's Proportionate Share of the Net Pension Liability to Changes in the Discount Rate**

Net pension liability is sensitive to changes in the discount rate, and to illustrate the potential impact the following table presents the net pension liability calculated using the discount rate of 7.75 percent, as well as what each plan's net pension liability would be if it were calculated

**THE ACADEMY FOR URBAN SCHOLARS-YOUNGSTOWN  
MAHONING COUNTY, OHIO**

**NOTES TO THE BASIC FINANCIAL STATEMENTS  
FOR THE YEAR ENDED JUNE 30, 2016  
(Continued)**

**12. DEFINED BENEFIT PENSION PLANS (Continued)**

using a discount rate that is one percentage point lower (6.75 percent), or one percentage point higher (8.75 percent) than the current rate.

	1% Decrease (6.75%)	Current Discount Rate (7.75%)	1% Increase (8.75%)
School's proportionate share of the net pension liability	\$ 1,039,946	\$ 749,975	\$ 505,796

**I. Actuarial Assumptions - STRS**

The total pension liability in the June 30, 2015, actuarial valuation was determined using the following actuarial assumptions, applied to all periods included in the measurement:

Inflation	2.75 percent
Projected salary increase	2.75 percent at 70 to 12.25 percent at age 20
Investment Rate of Return	7.75 percent, net of investment expenses
Cost-of-Living Adjustments (COLA)	2 percent simple applied as follows: for members retiring before August 1, 2013, 2 percent per year, for members retiring August 1, 2013, or later, 2 percent COLA paid on fifth anniversary of retirement date

Mortality rates were based on the RP-2000 Combined Mortality Table (Projection 2022—Scale AA) for Males and Females. Males' ages are set-back two years through age 89 and no set-back for age 90 and above. Females younger than age 80 are set back four years, one year set back from age 80 through 89 and not set back from age 90 and above.

Actuarial assumptions used in the June 30, 2015, valuation are based on the results of an actuarial experience study, effective July 1, 2012.

The 10 year expected real rate of return on pension plan investments was determined by STRS' investment consultant by developing best estimates of expected future real rates of return for each major asset class. The target allocation and best estimates of geometric real rates of return for each major asset class are summarized as follows:

Asset Class	Target Allocation	Long Term Expected Real Rate of Return
Domestic Equity	31.00 %	8.00 %
International Equity	26.00	7.85
Alternatives	14.00	8.00
Fixed Income	18.00	3.75
Real Estate	10.00	6.75
Liquidity Reserves	1.00	3.00
	100.00 %	

**THE ACADEMY FOR URBAN SCHOLARS-YOUNGSTOWN  
MAHONING COUNTY, OHIO**

**NOTES TO THE BASIC FINANCIAL STATEMENTS  
FOR THE YEAR ENDED JUNE 30, 2016  
(Continued)**

**12. DEFINED BENEFIT PENSION PLANS (Continued)**

**J. Discount Rate**

The discount rate used to measure the total pension liability was 7.75 percent as of June 30, 2015. The projection of cash flows used to determine the discount rate assumes member and employer contributions will be made at the statutory contribution rates in accordance with rate increases described above. For this purpose, only employer contributions that are intended to fund benefits of current plan members and their beneficiaries are included. Projected employer contributions that are intended to fund the service costs of future plan members and their beneficiaries, as well as projected contributions from future plan members, are not included. Based on those assumptions, STRS' fiduciary net position was projected to be available to make all projected future benefit payments to current plan members as of June 30, 2015. Therefore, the long-term expected rate of return on pension plan investments of 7.75 percent was applied to all periods of projected benefit payment to determine the total pension liability as of June 30, 2015.

**K. Sensitivity of the School's Proportionate Share of the Net Pension Liability to Changes in the Discount Rate**

The following table presents the School's proportionate share of the net pension liability calculated using the current period discount rate assumption of 7.75 percent, as well as what the School's proportionate share of the net pension liability would be if it were calculated using a discount rate that is one-percentage-point lower (6.75 percent) or one-percentage-point higher (8.75 percent) than the current rate:

	1% Decrease (6.75%)	Current Discount Rate (7.75%)	1% Increase (8.75%)
School's proportionate share of the net pension liability	\$ 804,796	\$ 579,375	\$ 388,749

**13. POSTEMPLOYMENT BENEFITS**

**A. School Employees Retirement System**

Health Care Plan Description – The School contributes to the SERS Health Care Fund, administered by SERS for non-certificated retirees and their beneficiaries. For GASB 45 purposes, this plan is considered a cost-sharing, multiple-employer, defined benefit other postemployment benefit (OPEB) plan. The Health Care Plan includes hospitalization and physicians' fees through several types of plans including HMO's, PPO's, Medicare Advantage, and traditional indemnity plans as well as a prescription drug program. The financial report of the Plan is included in the SERS Comprehensive Annual Financial Report which can be obtained on SERS' website at [www.ohsers.org](http://www.ohsers.org) under Employers/Audit Resources.

**THE ACADEMY FOR URBAN SCHOLARS-YOUNGSTOWN  
MAHONING COUNTY, OHIO**

**NOTES TO THE BASIC FINANCIAL STATEMENTS  
FOR THE YEAR ENDED JUNE 30, 2016  
(Continued)**

**13. POSTEMPLOYMENT BENEFITS (Continued)**

**A. School Employees Retirement System (Continued)**

Access to health care for retirees and beneficiaries is permitted in accordance with Section 3309 of the Ohio Revised Code. The Health Care Fund was established and is administered in accordance with Internal Revenue Code Section 105(e). SERS' Retirement Board reserves the right to change or discontinue any health plan or program. Health care is financed through a combination of employer contributions and retiree premiums, copays and deductibles on covered health care expenses, investment returns, and any funds received as a result of SERS' participation in Medicare programs. Active employee members do not contribute to the Health Care Plan. Retirees and their beneficiaries are required to pay a health care premium that varies depending on the plan selected, the number of qualified years of service, Medicare eligibility and retirement status.

Funding Policy - State statute permits SERS to fund the health care benefits through employer contributions. Each year, after the allocation for statutorily required basic benefits, the Retirement Board allocates the remainder of the employer contribution of 14 percent of covered payroll to the Health Care Fund. For fiscal year 2016, SERS did not allocate any employer contributions to the Health Care fund. In addition, employers pay a surcharge for employees earning less than an actuarially determined minimum compensation amount, pro-rated according to service credit earned. For fiscal year 2016, this amount was \$23,000. Statutes provide that no employer shall pay a health care surcharge greater than 2 percent of that employer's SERS-covered payroll; nor may SERS collect in aggregate more than 1.5 percent of the total statewide SERS-covered payroll for the health care surcharge.

The School's contributions for health care (including surcharge) for the fiscal years ended June 30, 2016, 2015, and 2014 were \$244, \$6,287, and \$2,307, respectively. The full amount has been contributed for fiscal years 2016, 2015 and 2014.

**B. State Teachers Retirement System**

Plan Description – The School participates in the cost-sharing multiple-employer defined benefit Health Plan administered by the State Teachers Retirement System of Ohio (STRS) for eligible retirees who participated in the defined benefit or combined pension plans offered by STRS. Ohio law authorizes STRS to offer this plan. Benefits include hospitalization, physicians' fees, prescription drugs and reimbursement of monthly Medicare Part B premiums. The Plan is included in the report of STRS which can be obtained by visiting [www.strsoh.org](http://www.strsoh.org) or by calling (888) 227-7877.

Funding Policy – Ohio Revised Code Chapter 3307 authorizes STRS Ohio to offer the Plan and gives the Retirement Board authority over how much, if any, of the health care costs will be absorbed by STRS. Active employee members do not contribute to the Health Care Plan. All benefit recipients, for the most recent year, pay a monthly premium. Under Ohio law, funding for post-employment health care may be deducted from employer contributions. The School's contributions for health care for the fiscal years ended June 30, 2016, 2015, and 2014 were \$0, \$0, and \$2,340, respectively. The full amount has been contributed for fiscal years 2016, 2015 and 2014.

**THE ACADEMY FOR URBAN SCHOLARS-YOUNGSTOWN  
MAHONING COUNTY, OHIO**

**NOTES TO THE BASIC FINANCIAL STATEMENTS  
FOR THE YEAR ENDED JUNE 30, 2016  
(Continued)**

**14. CONTINGENCES**

**A. Grants**

Amounts received from grantor agencies are subject to audit and adjustment by the grantor. Any disallowed costs may require refunding to the grantor. Amounts which may be disallowed, if any, are not presently determinable. However, in the opinion of the School, any such adjustments will not have a material adverse effect on the financial position of the School.

**B. Full Time Equivalency**

School District Foundation funding is based on the annualized full-time equivalent (FTE) enrollment for each student. Effective for the 2014-2015 school year, community schools must comply with minimum hours of instruction, instead of a minimum number of school days each year. The funding formula the Ohio Department of Education (ODE) is legislatively required to follow will continue to adjust as enrollment information is updated by the school, which can extend past the fiscal year end. As of the date of this report, ODE has not finalized the impact of enrollment adjustments to the June 30, 2016 Foundation funding for the school; therefore, the financial statement impact is not determinable at this time. ODE management believe this will result in either a receivable to or liability of the School.

**15. SPONSORSHIP FEES**

The School contracted with the Buckeye Community Hope Foundation as its sponsor effective July 1, 2014. The School pays the Sponsor three percent of the State Aid. Total fee expense for fiscal year 2016 was \$34,158. The Sponsor provides oversight, monitoring and technical assistance for the School. In June 2015, the School signed a new two-year agreement with the Sponsor ending June 30, 2017.

**16. TAX EXEMPT STATUS**

The School was approved under § 501(c)(3) of the Internal Revenue Code as a tax exempt organization.

**17. AGREEMENT WITH NATIONAL CENTER FOR URBAN SOLUTIONS (NCUS)**

The School entered into a management agreement with the National Center for Urban Solutions. The term of the contract is for 2 years beginning July 1, 2014 and ending June 30, 2016. NCUS is responsible and accountable to the School's Board of Directors for the administration and day-to-day operations of the school. Responsibilities include (but not limited to) student recruitment, budget development, personnel management, curriculum development/oversight, and facilities management. The school pays NCUS a fixed fee of \$15,500 per month with a contractual maximum of 19% of state revenues.. Total fees paid for fiscal year 2016 were \$221,765.

**THE ACADEMY FOR URBAN SCHOLARS-YOUNGSTOWN  
MAHONING COUNTY, OHIO**

**NOTES TO THE BASIC FINANCIAL STATEMENTS  
FOR THE YEAR ENDED JUNE 30, 2016  
(Continued)**

**18. CHANGE IN ACCOUNTING PRINCIPLES**

For the fiscal year ended June 30, 2016, the School has implemented Governmental Accounting Standards Board (GASB) Statement No. 72, Fair Value Measurement and Application, GASB Statement No. 73, Accounting and Financial Reporting for Pensions and Related Assets That Are Not within the Scope of GASB Statement 68, and Amendments to Certain Provisions of GASB Statements 67 and 68, GASB Statement No. 76, The Hierarchy of Generally Accepted Accounting Principles for State and Local Governments and GASB Statement No. 79, Certain External Investment Pools and Pool Participants.

GASB Statement No. 72 clarifies the definition of fair value for financial reporting purposes, establishes general principles for measuring fair value, provides additional fair value application guidance, and enhances disclosures about fair value measurements. The implementation of GASB Statement No. 72 did not have an effect on the financial statements of the School.

GASB Statement No. 73 establishes requirements for defined benefit pensions that are not within the scope of GASB Statement No. 68 as well as for the assets accumulated for purposes of providing those pensions. In addition, it establishes requirements for defined contribution pensions that are not within the scope of Statement 68. It also clarifies the application of certain provisions of GASB Statements 67 and 68. The implementation of GASB Statement No. 73 did not have an effect on the financial statements of the School.

GASB Statement No. 76 reduces the GAAP hierarchy to two categories of authoritative GAAP and addresses the use of authoritative and non-authoritative literature in the event that the accounting treatment for a transaction or other event is not specified within a source of authoritative GAAP. The implementation of GASB Statement No. 76 did not have an effect on the financial statements of the School.

GASB Statement No. 79 addresses accounting and financial reporting for certain external investment pools and pool participants. Specifically, it establishes criteria for an external investment pool to qualify for making the election to measure all its investments at amortized cost for financial reporting purposes. The implementation of GASB Statement No. 79 did not have an effect on the financial statements of the School.



**The Academy for Urban Scholars - Youngstown**  
**Mahoning County, Ohio**  
*Required Supplementary Information*  
*Schedule of the School's Proportionate Share of the Net Pension Liability*  
*Last Three Fiscal Years*

	<u>2016</u>	<u>2015</u>	<u>2014</u>
<b>State Teachers Retirement System (STRS)</b>			
School's Proportion of the Net Pension Liability	0.00209637%	0.00201269%	0.00201269%
School's Proportionate Share of the Net Pension Liability	\$ 579,375	\$ 489,556	\$ 583,156
School's Covered-Employee Payroll	\$ 377,779	\$ 233,985	\$ 0
School's Proportionate Share of the Net Pension Liability as a Percentage of its Covered-Employee Payroll	153.36%	209.23%	0.00%
Plan Fiduciary Net Position as a Percentage of the Total Pension Li	72.10%	74.70%	69.30%
<b>School Employees Retirement System (SERS)</b>			
School's Proportion of the Net Pension Liability	0.01314340%	0.00554100%	0.00554100%
School's Proportionate Share of the Net Pension Liability	\$ 749,975	\$ 280,427	\$ 329,505
School's Covered-Employee Payroll	\$ 611,889	\$ 144,841	\$ 0
School's Proportionate Share of the Net Pension Liability as a Percentage of its Covered-Employee Payroll	122.57%	193.61%	0.00%
Plan Fiduciary Net Position as a Percentage of the Total Pension Li	69.16%	71.70%	65.52%

(1) Information prior to 2014 is not available.

Note: The amounts presented for each fiscal year were determined as of the measurement date.

**The Academy for Urban Scholars - Youngstown**  
**Mahoning County, Ohio**  
*Required Supplementary Information*  
*Schedule of School Pension Contributions*  
*Last Three Fiscal Years*

	<u>2016</u>	<u>2015</u>	<u>2014</u>
<b>State Teachers Retirement System (STRS)</b>			
Contractually Required Contribution	\$ 28,392	\$ 52,889	\$ 30,418
Contributions in Relation to the Contractually Required Contribution	<u>(28,392)</u>	<u>(52,889)</u>	<u>(30,418)</u>
Contribution Deficiency (Excess)	<u>\$ 0</u>	<u>\$ 0</u>	<u>\$ 0</u>
School's Covered-Employee Payroll	\$ 202,800	\$ 377,779	\$ 233,985
Contributions as a Percentage of Covered-Employee Payroll	14.00%	14.00%	13.00%
 <b>School Employees Retirement System (SERS)</b>			
Contractually Required Contribution	\$ 56,680	\$ 80,647	\$ 20,075
Contributions in Relation to the Contractually Required Contribution	<u>(56,680)</u>	<u>(80,647)</u>	<u>(20,075)</u>
Contribution Deficiency (Excess)	<u>\$ 0</u>	<u>\$ 0</u>	<u>\$ 0</u>
School's Covered-Employee Payroll	\$ 404,857	\$ 611,889	\$ 144,841
Contributions as a Percentage of Covered-Employee Payroll	14.00%	13.18%	13.86%

(1) Information prior to 2014 is not available.

**The Academy for Urban Scholars - Youngstown  
Mahoning County, Ohio**

*Notes to the Required Supplementary Information  
For the year ended June 30, 2016*

*SCHOOL EMPLOYEES RETIREMENT SYSTEM (SERS) OF OHIO*

*Changes in benefit terms:* There were no changes in benefit terms from the amounts reported for fiscal years 2014-2016.

*Changes in assumptions:* A significant "catch up" of an employee's SERS was made in 2016, which caused the SERS contributions to be higher than normal. No other changes in methods or assumptions were made. See the notes to the basic financial statements for the methods and assumptions in this calculation.

*STATE TEACHERS RETIREMENT SYSTEM (STRS) OF OHIO*

*Changes in benefit terms:* There were no changes in benefit terms from the amounts reported for fiscal years 2014-2016.

*Changes in assumptions:* There were no changes in methods and assumptions used in the calculation of actuarial determined contributions for fiscal years 2014-2016. See the notes to the basic financial statements of the methods and assumptions in this calculation.

# Statistical Section

# STATISTICAL SECTION

This part of the **Academy for Urban Scholars'** comprehensive annual financial report presents detailed information as a context for understanding what the information in the financial statements and note disclosures says about the School's overall financial health.

## Contents

### ***Financial Trends***

This schedule contains trend information to help the reader understand how the School's overall expenses by class compared with the expenditure per pupil have changed over time.

- Operating Expenses by Category
- State Basic Aid – Per Pupil Funding

### ***Revenue Capacity***

This schedule contains information to help the reader assess the affordability of the School's most significant revenue sources the state aid and grants.

- Operating and Non-Operating Revenues

### ***Enrollment Trends***

This schedule contains information to help the reader understand the changes in enrollment over time.

- Full-Time Equivalent (FTE) Enrollment

### ***Revenue by Grants Sources***

This schedule contains information to help the reader understand the changes in revenues by grant source.

- Grant Revenues by Source

### ***Net Position Trends***

This schedule offers information to help the reader understand the funds invested in capital assets versus the unrestricted funds remaining for future expenditures.

- Net Position

### ***Demographic and Economic Information***

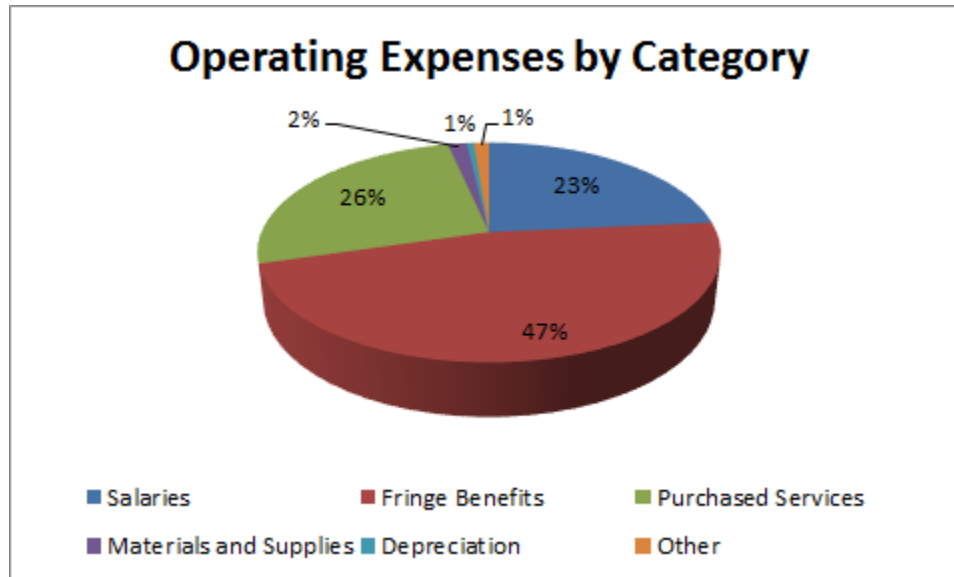
These schedules offer demographic and economic indicators to help the reader understand the environment within which the School's financial activities take place.

- Per Pupil Funding
- Student Population by Resident District
- Miscellaneous Statistics

**Sources:** Unless otherwise noted, the information in these schedules is derived from the comprehensive annual financial reports for the relevant year. The School implemented GASB Statement 34 for the year ended June 30, 2014.

The Academy for Urban Scholars-Youngstown  
 Operating Expenses by Category  
 Last Three Years

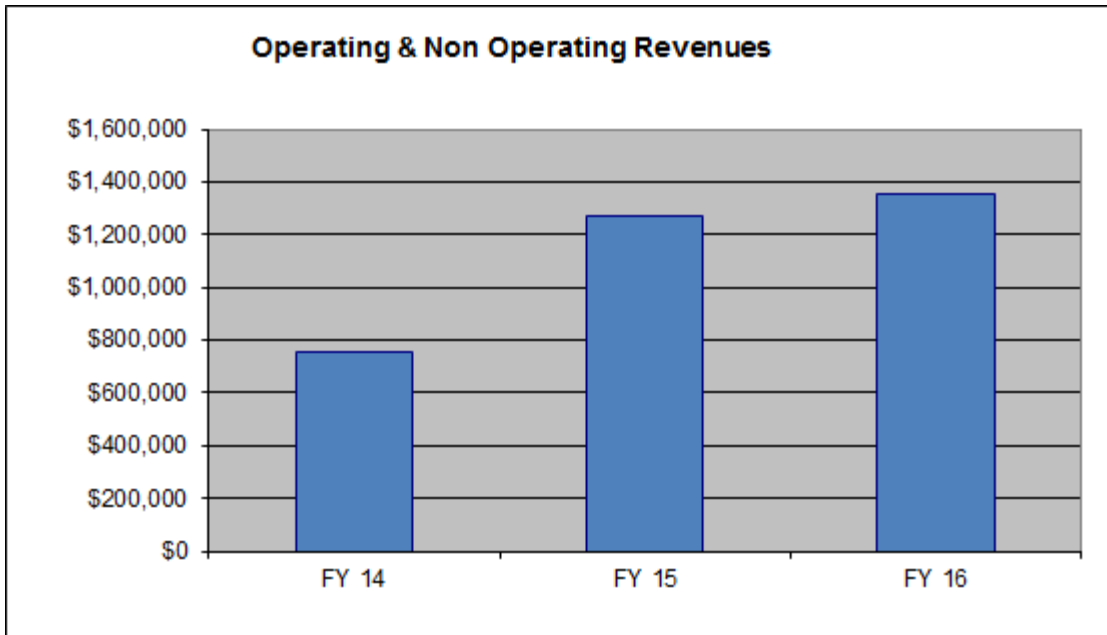
	<u>Fiscal Year</u>		
	2014	2015	2016
Salaries	\$ 292,301	\$ 477,658	\$ 494,268
Fringe Benefits	\$ 63,340	\$ 952,142	\$ 287,867
Purchased Services	\$ 377,448	\$ 530,338	\$ 573,470
Materials and Supplies	\$ 33,649	\$ 31,731	\$ 49,471
Depreciation	\$ 6,578	\$ 12,106	\$ 13,425
Other	\$ 7,439	\$ 25,835	\$ 32,013
<b>Total</b>	<b>\$ 780,755</b>	<b>\$2,029,810</b>	<b>\$1,450,514</b>
Enrollment	95	137	142
Per Pupil Expenditure	\$ 8,218	\$ 14,816	\$ 10,215



Source: School Financial Records

The Academy for Urban Scholars-Youngstown  
 Operating and Non-Operating Revenues  
 Last Three Years

<b>Year</b>	<b>State Aid</b>	<b>Grants</b>	<b>Other</b>	<b>Total</b>
2016	\$ 1,189,975	\$ 142,269	\$ 19,825	<b>\$ 1,352,069</b>
2015	\$ 1,100,642	\$ 135,555	\$ 33,072	<b>\$ 1,269,269</b>
2014	\$ 695,273	\$ 55,783	\$ 1,658	<b>\$ 752,714</b>

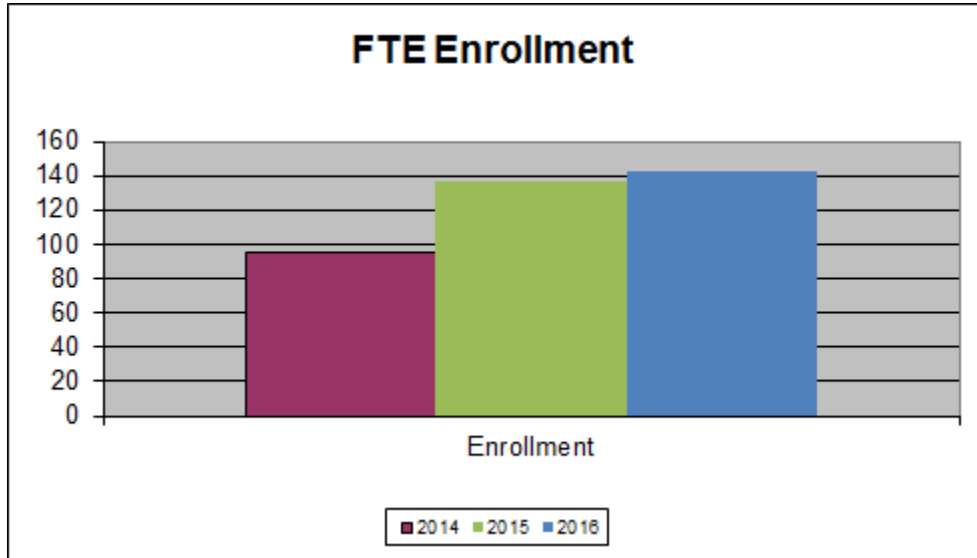


Source: School Financial Records

The Academy for Urban Scholars-Youngstown  
FTE Last Three Years

---

<u>Year</u>	<u>Enrollment</u>
2016	142
2015	137
2014	95

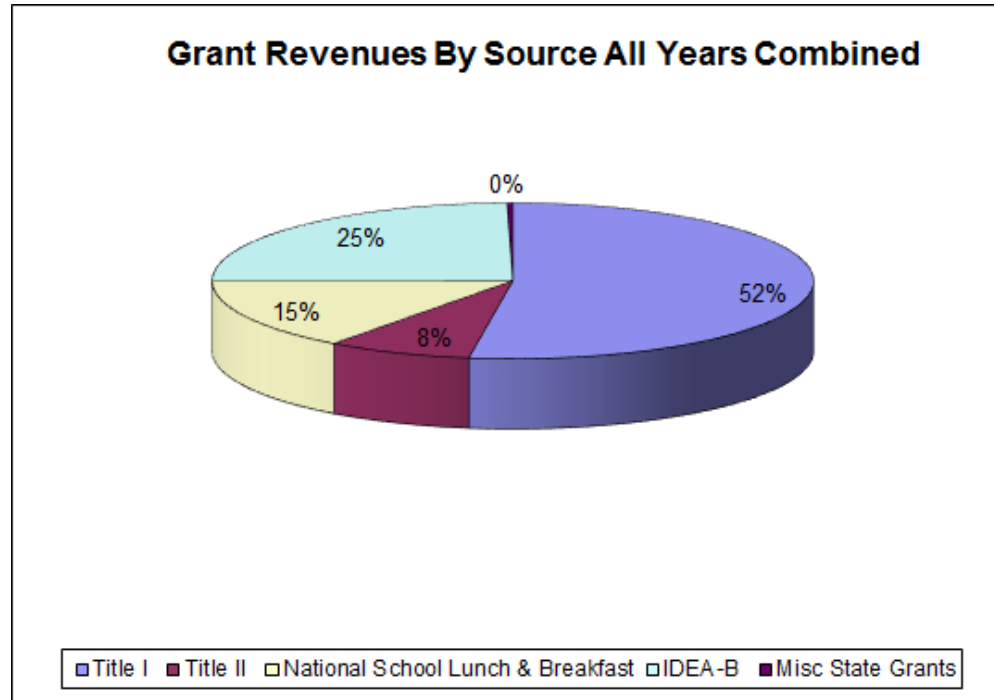


Source: School Financial Records



The Academy for Urban Scholars-Youngstown  
 Grants Revenues by Source  
 Last Three Years

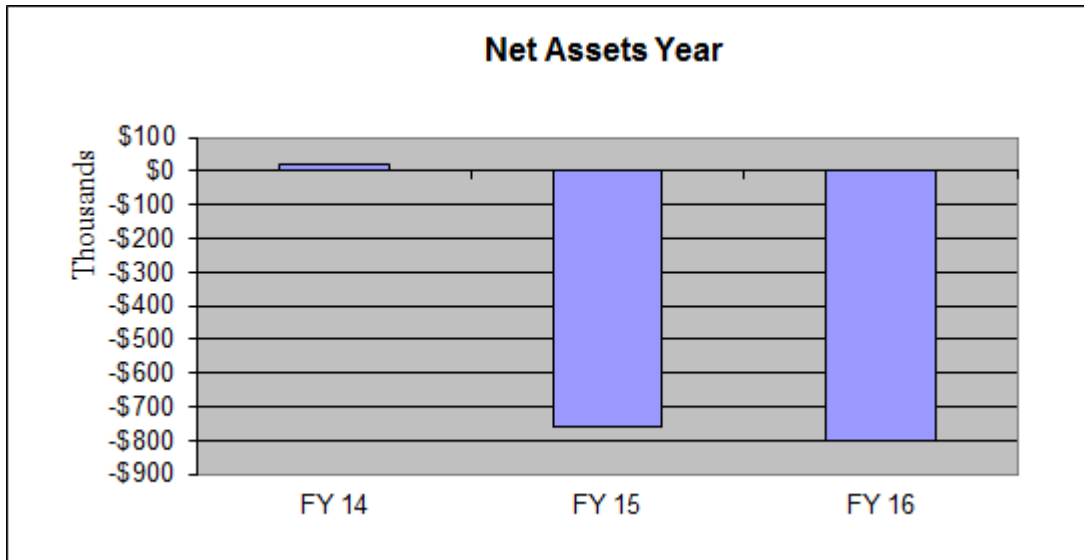
Year	Title I	Title II	National School Lunch & Breakfast	IDEA-B	Misc State Grants	Total
2016	\$ 74,460	\$ 11,067	\$ 21,235	\$ 35,063	\$ 444	\$ 142,269
2015	\$ 90,497	\$ 833	\$ 18,768	\$ 25,457	\$ -	\$ 135,555
2014	\$ 46,202	\$ 592	\$ 2,562	\$ 5,990	\$ -	\$ 55,345



Source: School Financial Records

The Academy for Urban Scholars-Youngstown  
 Net Position Trends  
 Last Three Years

<b>Year</b>	<b>Invested in Capital Assets</b>	<b>Unrestricted Net Position</b>	<b>Total Net Position</b>	<b>Change in Net Position</b>
2016	\$ 34,923	\$ (881,195)	\$ (846,272)	\$ (100,273)
2015	\$ 36,757	\$ (774,181)	\$ (737,424)	\$ (759,029)
2014	\$ 52,976	\$ (31,371)	\$ 21,605	\$ 21,605



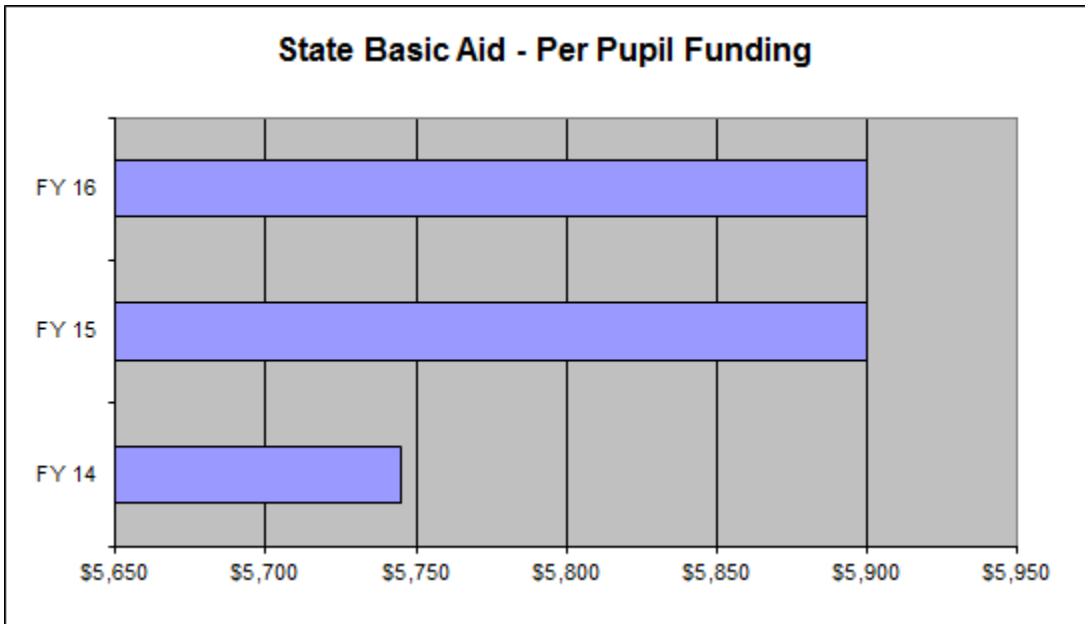
**Note 1:** The School began enrolling students in FY 12

**Source:** School Financial Records

The Academy for Urban Scholars-Youngstown  
 State Basic Aid – Per Pupil Funding Amount  
 Last Three Years

---

Year	Per Pupil Funding	Cost of Doing Business	Total Per Pupil
2016	\$ 5,900	-	\$ 5,900
2015	\$ 5,800	-	\$ 5,800
2014	\$ 5,745	-	\$ 5,745



**Note 1: In addition to the above, the School also receives other sources of State Aid including (but not limited to) Career Based Intervention Funding, Poverty Based Assistance, Parity Aid, and Special Education funding. The revenues have collectively been identified on the Statement of Revenues, Expenses, and Changes in Net Position as “State Aid”.**

**Source: Ohio Department of Education**

The Academy for Urban Scholars-Youngstown  
Student Population by Resident District  
2016 Fiscal Year

---

<b>Resident District</b>	<b>%</b>
Youngstown	87.08%
Austintown	1.77%
Campbell	6.27%
Boardman	3.37%
All Other Districts	1.51%

**Note 1:** The School has open enrollment and draws its population from a large surrounding area. The traditional school district that the student resides in is referred to as the “Resident District”.

Districts representing less than 1 percent of the student population are combined under the heading “All other Districts”.

**Source:** Ohio Department of Education website.

The Academy for Urban Scholars-Youngstown  
Miscellaneous Statistics

---

**School Address:** 1350 E. Fifth Ave.  
Suite 106  
Youngstown, Ohio 44504

**Square Footage:** 10,200 sq. ft.

**Date of Incorporation:** 07/19/2013

**Number of FY 16  
Instructional Staff:** 7

**Total FY 16 Staff:** 13

**Student/Instructional  
Staff Ratio:** 14:1

**Percent of  
Free/Reduced Lunch:** 98%

**Source: School Records**

# The Academy for Urban Scholars Principal Employers

## Academy for Urban Scholars - Youngstown Mahoning

### Principal Employers

Current Year and Eight Years Ago

Employer	2015			2006		
	Number of Employees	Rank	% of Total Employment	Number of Employees	Rank	% of Total Employment
HM Health Services	3,500	1	3.45%			
Youngstown State University	2,800	2	2.76%			
Mahoning County	1,628	3	1.61%			
Diocese of Youngstown	1,100	4	1.08%			
Infocision Management	1,100	5	1.08%			
City of Youngstown	931	6	0.92%			
Austintown Local School District	850	8	0.84%			
U.S. Postal Service	725	8	0.72%			
Falcon Transport	685	9	0.68%			
Youngstown City School District	600	10	0.59%			
Humility of Mary Health Partners				5,440	1	4.85%
Forum Health				5,000	2	4.46%
Youngstown State University				2,105	3	1.88%
Mahoning County				1,799	4	1.60%
Youngstown City School District				1,534	5	1.37%
Infocision Management				1,071	6	0.95%
City of Younstown				839	7	0.75%
US Postal Service				768	8	0.68%
Austintown Local School District				764	9	0.68%
Boardman Local School District				650	10	0.58%
<b>Total Employees</b>	<b>13,919</b>		<b>13.73%</b>	<b>19,970</b>		<b>17.80%</b>
<b>Total Nonfarm Employment</b>			<b>101,000</b>			<b>112,200</b>

Source:

<http://www.mahoningcountyoh.gov/DocumentCenter/View/43941>



# Dave Yost • Auditor of State

**ACADEMY FOR URBAN SCHOLARS YOUNGSTOWN**

**MAHONING COUNTY**

## **CLERK'S CERTIFICATION**

**This is a true and correct copy of the report which is required to be filed in the Office of the Auditor of State pursuant to Section 117.26, Revised Code, and which is filed in Columbus, Ohio.**

*Susan Babbitt*

**CLERK OF THE BUREAU**

**CERTIFIED  
MAY 11, 2017**