



Dave Yost • Auditor of State

PLAIN LOCAL SCHOOL DISTRICT
STARK COUNTY

TABLE OF CONTENTS

TITLE	PAGE
Independent Auditor's Report	1
Management's Discussion and Analysis.....	5
Basic Financial Statements:	
Government-Wide Financial Statements:	
Statement of Net Position.....	17
Statement of Activities.....	18
Fund Financial Statements:	
Balance Sheet - Governmental Funds	19
Reconciliation of Total Governmental Fund Balances to Net Position of Governmental Activities.....	20
Statement of Revenues, Expenditures and Changes in Fund Balances Governmental Funds	21
Reconciliation of the Statement of Revenues, Expenditures, and Changes in Fund Balances of Governmental Funds to the Statement of Activities	22
Statement of Revenues, Expenditures and Changes in Fund Balance – Budget (Non-GAAP Basis) and Actual General Fund.....	23
Statement of Fiduciary Net Position Fiduciary Funds	24
Statement of Changes in Fiduciary Net Position Private Purpose Trust Fund.....	25
Notes to the Basic Financial Statements	27
Required Supplementary Information:	
Schedule of the District's Proportionate Share of the Net Pension Liability	62
Schedule of the District's Contributions	64
Notes to Required Supplementary Information	68
Schedule of Expenditures of Federal Awards	69
Notes to the Schedule of Expenditures of Federal Awards	70
Independent Auditor's Report on Internal Control Over Financial Reporting and on Compliance and Other Matters Required by <i>Government Auditing Standards</i>	71
Independent Auditor's Report on Compliance with Requirements Applicable to The Major Federal Program and on Internal Control Over Compliance Required by the Uniform Guidance.....	73
Schedule of Findings.....	75
Summary Schedule of Prior Audit Findings	77

This page intentionally left blank.



Dave Yost • Auditor of State

INDEPENDENT AUDITOR'S REPORT

Plain Local School District
Stark County
901 44th Street NW
Canton, Ohio 44709

To the Board of Education:

Report on the Financial Statements

We have audited the accompanying financial statements of the governmental activities, the major fund, and the aggregate remaining fund information of Plain Local School District, Stark County, Ohio (the District), as of and for the year ended June 30, 2016, and the related notes to the financial statements, which collectively comprise the District's basic financial statements as listed in the table of contents.

Management's Responsibility for the Financial Statements

Management is responsible for preparing and fairly presenting these financial statements in accordance with accounting principles generally accepted in the United States of America; this includes designing, implementing, and maintaining internal control relevant to preparing and fairly presenting financial statements that are free from material misstatement, whether due to fraud or error.

Auditor's Responsibility

Our responsibility is to opine on these financial statements based on our audit. We audited in accordance with auditing standards generally accepted in the United States of America and the financial audit standards in the Comptroller General of the United States' *Government Auditing Standards*. Those standards require us to plan and perform the audit to reasonably assure the financial statements are free from material misstatement.

An audit requires obtaining evidence about financial statement amounts and disclosures. The procedures selected depend on our judgment, including assessing the risks of material financial statement misstatement, whether due to fraud or error. In assessing those risks, we consider internal control relevant to the District's preparation and fair presentation of the financial statements in order to design audit procedures that are appropriate in the circumstances, but not to the extent needed to opine on the effectiveness of the District's internal control. Accordingly, we express no opinion. An audit also includes evaluating the appropriateness of management's accounting policies and the reasonableness of their significant accounting estimates, as well as our evaluation of the overall financial statement presentation.

We believe the audit evidence we obtained is sufficient and appropriate to support our audit opinions.

Opinion

In our opinion, the financial statements referred to above present fairly, in all material respects, the respective financial position of the governmental activities, the major fund, and the aggregate remaining fund information of Plain Local School District, Stark County, Ohio, as of June 30, 2016, and the respective changes in financial position thereof and the respective budgetary comparison for the General Fund thereof for the year then ended in accordance with the accounting principles generally accepted in the United States of America.

Other Matters

Required Supplementary Information

Accounting principles generally accepted in the United States of America require this presentation to include *Management's discussion and analysis*, and schedules of net pension liabilities and pension contributions listed in the table of contents, to supplement the basic financial statements. Although this information is not part of the basic financial statements, the Governmental Accounting Standards Board considers it essential for placing the basic financial statements in an appropriate operational, economic, or historical context. We applied certain limited procedures to the required supplementary information in accordance with auditing standards generally accepted in the United States of America, consisting of inquiries of management about the methods of preparing the information and comparing the information for consistency with management's responses to our inquiries, to the basic financial statements, and other knowledge we obtained during our audit of the basic financial statements. We do not opine or provide any assurance on the information because the limited procedures do not provide us with sufficient evidence to opine or provide any other assurance.

Supplementary and Other Information

Our audit was conducted to opine on the District's basic financial statements taken as a whole.

The Schedule of Expenditures of Federal Awards presents additional analysis as required by Title 2 U.S. Code of Federal Regulations (CFR) Part 200, Uniform Administrative Requirements, Cost Principles, and Audit Requirements for Federal Awards and is not a required part of the financial statements.

The schedule is management's responsibility, and derives from and relates directly to the underlying accounting and other records used to prepare the basic financial statements. We subjected the schedule to the auditing procedures we applied to the basic financial statements. We also applied certain additional procedures, including comparing and reconciling the schedule directly to the underlying accounting and other records used to prepare the basic financial statements or to the basic financial statements themselves in accordance with auditing standards generally accepted in the United States of America. In our opinion, this schedule is fairly stated in all material respects in relation to the basic financial statements taken as a whole.

Other Reporting Required by Government Auditing Standards

In accordance with *Government Auditing Standards*, we have also issued our report dated November 30, 2016, on our consideration of the District's internal control over financial reporting and our tests of its compliance with certain provisions of laws, regulations, contracts and grant agreements and other matters. That report describes the scope of our internal control testing over financial reporting and compliance, and the results of that testing, and does not opine on internal control over financial reporting or on compliance. That report is an integral part of an audit performed in accordance with *Government Auditing Standards* in considering the District's internal control over financial reporting and compliance.

A handwritten signature in black ink that reads "Dave Yost". The signature is written in a cursive style with a large, looping "D" and "Y".

Dave Yost
Auditor of State
Columbus, Ohio

November 30, 2016

This page intentionally left blank.

**PLAIN LOCAL SCHOOL DISTRICT
STARK COUNTY, OHIO**

MANAGEMENT'S DISCUSSION AND ANALYSIS
FOR THE FISCAL YEAR ENDED JUNE 30, 2016
(UNAUDITED)

The discussion and analysis of the Plain Local School District's (the "District") financial performance provides an overall review of the District's financial activities for the fiscal year ended June 30, 2016. The intent of this discussion and analysis is to look at the District's financial performance as a whole; readers should also review the basic financial statements and the notes to the basic financial statements to enhance their understanding of the District's financial performance.

Financial Highlights

Key financial highlights for 2016 are as follows:

- In total, net position of governmental activities increased \$5,314,111 from a deficit of \$34,489,555 at June 30, 2015.
- General revenues accounted for \$53,677,139 in revenue or 81.64% of all revenues. Program specific revenues in the form of charges for services and sales, grants and contributions accounted for \$12,074,423 or 18.36% of total revenues of \$65,751,562.
- The District had \$60,437,451 in expenses related to governmental activities; \$12,074,423 of these expenses was offset by program specific charges for services, grants or contributions. General revenues supporting governmental activities (primarily taxes and unrestricted grants and entitlements) were adequate to provide for these programs.
- The District's only major governmental fund is the general fund. The general fund had \$54,914,894 in revenues and other financing sources and \$50,974,911 in expenditures. Fund balance of the general fund increased from \$15,711,216 to \$19,633,775.

Using this Financial Report

This annual report consists of a series of financial statements and notes to those statements. These statements are organized so the reader can understand the District as a financial whole, an entire operating entity. The statements then proceed to provide an increasingly detailed look at specific financial activities.

The *statement of net position* and *statement of activities* provide information about the activities of the whole District, presenting both an aggregate view of the District's finances and a longer-term view of those finances. Fund financial statements provide the next level of detail. For governmental funds, these statements tell how services were financed in the short-term as well as what remains for future spending. The fund financial statements also look at the District's most significant funds with all other nonmajor funds presented in total in one column. The District's only major governmental fund is the general fund.

Reporting the District as a Whole

Statement of Net Position and the Statement of Activities

While this document contains the large number of funds used by the District to provide programs and activities, the view of the District as a whole looks at all financial transactions and asks the question, "How did we do financially during 2016?" The statement of net position and the statement of activities answer this question. These statements include *all non-fiduciary assets, liabilities, deferred inflows and outflows of resources, revenues and expenses* using the *accrual basis of accounting* similar to the accounting used by most private-sector companies. This basis of accounting will take into account all of the current year's revenues and expenses regardless of when cash is received or paid.

**PLAIN LOCAL SCHOOL DISTRICT
STARK COUNTY, OHIO**

MANAGEMENT'S DISCUSSION AND ANALYSIS
FOR THE FISCAL YEAR ENDED JUNE 30, 2016
(UNAUDITED)

These two statements report the District's *net position* and changes in that position. This change in net position is important because it tells the reader that, for the District as a whole, the *financial position* of the District has improved or diminished. The causes of this change may be the result of many factors, some financial, some not. Non-financial factors include the District's property tax base, current property tax laws in Ohio restricting revenue growth, facility conditions, required educational programs and other factors.

In the statement of net position and the statement of activities, the governmental activities include the District's programs and services, including instruction, support services, operation and maintenance of plant, pupil transportation, extracurricular activities, and food service operations.

The District's statement of net position and statement of activities can be found on pages 17-18 of this report.

Reporting the District's Most Significant Funds

Fund Financial Statements

The analysis of the District's major governmental funds begins on page 13. Fund financial reports provide detailed information about the District's major funds. The District uses many funds to account for a multitude of financial transactions. However, these fund financial statements focus on the District's most significant funds. The District's major governmental fund is the general fund.

Governmental Funds

Most of the District's activities are reported in governmental funds, which focus on how money flows into and out of those funds and the balances left at year-end available for spending in future periods. These funds are reported using an accounting method called *modified accrual* accounting, which measures cash and all other *financial assets* that can readily be converted to cash. The governmental fund financial statements provide a detailed *short-term* view of the District's general government operations and the basic services it provides. Governmental fund information helps you determine whether there are more or fewer financial resources that can be spent in the near future to finance educational programs. The relationship (or differences) between governmental *activities* (reported in the statement of net position and the statement of activities) and governmental *funds* is reconciled in the basic financial statements. The basic governmental fund financial statements can be found on pages 19-23 of this report.

Reporting the District's Fiduciary Responsibilities

The District is the trustee, or fiduciary, for some of its scholarship and foundation programs. This activity is presented as a private-purpose trust fund. The District also acts in a trustee capacity as an agent for individuals, private organizations, other governmental units and/or other funds. These activities are reported in two agency funds. The District's fiduciary activities are reported in separate statements of fiduciary assets and liabilities and changes in fiduciary net position on pages 24 and 25. These activities are excluded from the District's other financial statements because the assets cannot be utilized by the District to finance its operations.

Notes to the Basic Financial Statements

The notes provide additional information that is essential to a full understanding of the data provided in the government-wide and fund financial statements. These notes to the basic financial statements can be found on pages 27-60 of this report.

**PLAIN LOCAL SCHOOL DISTRICT
STARK COUNTY, OHIO**

MANAGEMENT'S DISCUSSION AND ANALYSIS
FOR THE FISCAL YEAR ENDED JUNE 30, 2016
(UNAUDITED)

Required Supplementary Information

In addition to the basic financial statements and accompanying notes, this report also presents certain required supplementary information concerning the District's net pension liability. The required supplementary information can be found on pages 62 through 68 of this report.

The District as a Whole

The following table provides a summary of the District's net position for fiscal years 2016 and 2015.

	Net Position	
	Governmental Activities 2016	Governmental Activities 2015
<u>Assets</u>		
Current and other assets	\$ 61,032,025	\$ 56,436,115
Capital assets, net	<u>57,710,535</u>	<u>58,371,198</u>
Total assets	<u>118,742,560</u>	<u>114,807,313</u>
<u>Deferred outflows of resources</u>		
Unamortized deferred charges on debt refunding	1,103,989	1,231,468
Pensions	<u>6,850,053</u>	<u>4,469,059</u>
Total deferred outflows of resources	<u>7,954,042</u>	<u>5,700,527</u>
<u>Liabilities</u>		
Current liabilities	6,106,206	5,981,079
Long-term liabilities:		
Due within one year	2,437,518	2,558,337
Due in more than one year:		
Net pension liability	68,009,341	59,932,298
Other amounts	<u>44,899,456</u>	<u>46,562,399</u>
Long-term liabilities	<u>115,346,315</u>	<u>109,053,034</u>
Total liabilities	<u>121,452,521</u>	<u>115,034,113</u>
<u>Deferred inflows of resources</u>		
Property taxes levied for the next fiscal year	29,943,356	29,172,871
Pensions	<u>4,476,169</u>	<u>10,790,411</u>
Total deferred inflows of resources	<u>34,419,525</u>	<u>39,963,282</u>
<u>Net position</u>		
Net investment in capital assets	14,425,751	13,036,625
Restricted	3,588,663	3,604,140
Unrestricted (deficit)	<u>(47,189,858)</u>	<u>(51,130,320)</u>
Total net position	<u>\$ (29,175,444)</u>	<u>\$ (34,489,555)</u>

**PLAIN LOCAL SCHOOL DISTRICT
STARK COUNTY, OHIO**

MANAGEMENT'S DISCUSSION AND ANALYSIS
FOR THE FISCAL YEAR ENDED JUNE 30, 2016
(UNAUDITED)

During 2015, the District adopted GASB Statement 68, "Accounting and Financial Reporting for Pensions—an Amendment of GASB Statement 27" and GASB Statement 71, "Pension Transition for Contributions Made Subsequent to the Measurement Date - an Amendment of GASB Statement No. 68," which significantly revises accounting for pension costs and liabilities. For reasons discussed below, many end users of this financial statement will gain a clearer understanding of the District's actual financial condition by adding deferred inflows related to pension and the net pension liability to the reported net position and subtracting deferred outflows related to pension.

Governmental Accounting Standards Board standards are national and apply to all government financial reports prepared in accordance with generally accepted accounting principles. When accounting for pension costs, GASB 27 focused on a funding approach. This approach limited pension costs to contributions annually required by law, which may or may not be sufficient to fully fund each plan's *net pension liability*. GASB 68 takes an earnings approach to pension accounting; however, the nature of Ohio's statewide pension systems and state law governing those systems requires additional explanation in order to properly understand the information presented in these statements.

Under the standards required by GASB 68, the net pension liability equals the District's proportionate share of each plan's collective:

1. Present value of estimated future pension benefits attributable to active and inactive employees' past service.
2. Minus plan assets available to pay these benefits.

GASB notes that pension obligations, whether funded or unfunded, are part of the "employment exchange" – that is, the employee is trading his or her labor in exchange for wages, benefits, and the promise of a future pension. GASB noted that the unfunded portion of this pension promise is a present obligation of the government, part of a bargained-for benefit to the employee, and should accordingly be reported by the government as a liability since they received the benefit of the exchange. However, the District is not responsible for certain key factors affecting the balance of this liability. In Ohio, the employee shares the obligation of funding pension benefits with the employer. Both employer and employee contribution rates are capped by State statute. A change in these caps requires action of both Houses of the General Assembly and approval of the Governor. Benefit provisions are also determined by State statute. The employee enters the employment exchange with the knowledge that the employer's promise is limited not by contract but by law. The employer enters the exchange also knowing that there is a specific, legal limit to its contribution to the pension system. In Ohio, there is no legal means to enforce the unfunded liability of the pension system *as against the public employer*. State law operates to mitigate/lessen the moral obligation of the public employer to the employee, because all parties enter the employment exchange with notice as to the law. The pension system is responsible for the administration of the plan.

Most long-term liabilities have set repayment schedules or, in the case of compensated absences (i.e. sick and vacation leave), are satisfied through paid time-off or termination payments. There is no repayment schedule for the net pension liability. As explained above, changes in pension benefits, contribution rates, and return on investments affect the balance of the net pension liability, but are outside the control of the local government. In the event that contributions, investment returns, and other changes are insufficient to keep up with required pension payments, State statute does not assign/identify the responsible party for the unfunded portion. Due to the unique nature of how the net pension liability is satisfied, this liability is separately identified within the long-term liability section of the statement of net position.

In accordance with GASB 68, the District's statements prepared on an accrual basis of accounting include an annual pension expense for their proportionate share of each plan's *change* in net pension liability not accounted for as deferred inflows/outflows.

**PLAIN LOCAL SCHOOL DISTRICT
STARK COUNTY, OHIO**

**MANAGEMENT'S DISCUSSION AND ANALYSIS
FOR THE FISCAL YEAR ENDED JUNE 30, 2016
(UNAUDITED)**

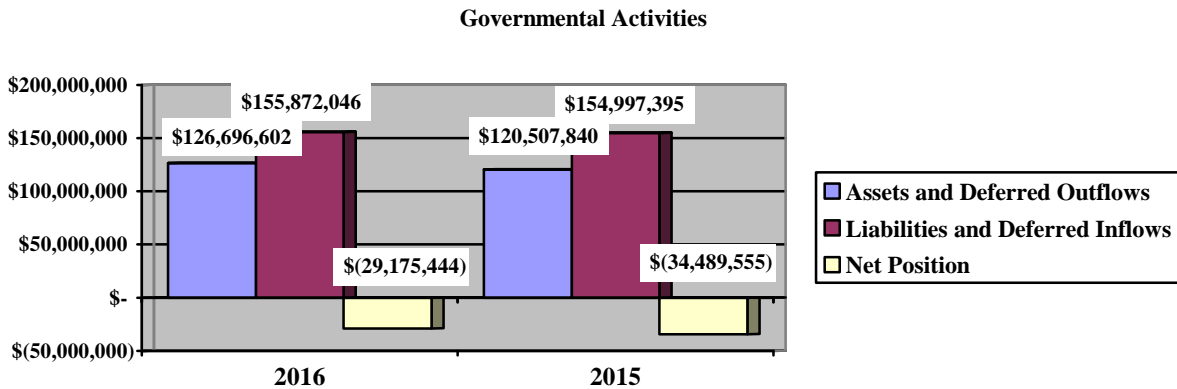
As a result of implementing GASB 68, the District is reporting a net pension liability and deferred inflows/outflows of resources related to pension on the accrual basis of accounting.

The overall increase in assets for the District is mostly due to increased cash balances at year-end as the District was able to keep expenses below revenues for the year. At year-end, capital assets represented 48.60% of total assets. Capital assets include land, land improvements, buildings and improvements, furniture and equipment and vehicles. The net investment in capital assets at June 30, 2016 was \$14,425,751. Capital assets are used to provide services to the students and are not available for future spending.

Liabilities, as well as total long-term liabilities, increased as a result of changes in the District's allocated net pension liability. Long-term liabilities other than pensions decreased as the District continues to pay off outstanding bonds payable.

A portion of the District's net position, \$3,588,663, represents resources that are subject to external restriction on how they may be used. The remaining portion of the District's net position is an unrestricted balance of \$(47,189,858).

The table below illustrates the District's assets and deferred outflows, liabilities and deferred inflows, and net position at June 30, 2016 and 2015.



**PLAIN LOCAL SCHOOL DISTRICT
STARK COUNTY, OHIO**

MANAGEMENT'S DISCUSSION AND ANALYSIS
FOR THE FISCAL YEAR ENDED JUNE 30, 2016
(UNAUDITED)

The following table shows the change in net position for fiscal years 2016 and 2015.

	Change in Net Position	
	Governmental Activities <u>2016</u>	Governmental Activities <u>2015</u>
<u>Revenues</u>		
Program revenues:		
Charges for services and sales	\$ 3,532,345	\$ 3,320,537
Operating grants and contributions	8,246,156	8,232,687
Capital grants and contributions	295,922	183,841
General revenues:		
Property taxes	30,366,586	29,788,699
Grants and entitlements	22,997,468	21,592,572
Investment earnings	283,260	101,229
Other	<u>29,825</u>	<u>36,927</u>
Total revenues	<u>65,751,562</u>	<u>63,256,492</u>
<u>Expenses</u>		
Program expenses:		
Instruction:		
Regular	25,177,259	23,751,819
Special	7,994,931	7,698,168
Vocational	1,617,614	1,509,654
Other	158,168	168,361
Support services:		
Pupil	2,696,987	2,601,391
Instructional staff	2,180,501	1,873,564
Board of education	167,059	59,428
Administration	4,050,032	3,697,099
Fiscal	1,126,408	1,010,608
Business	294,583	266,142
Operations and maintenance	4,935,347	4,876,330
Pupil transportation	3,064,459	3,106,497
Central	268,279	250,614
Food service operations	2,892,567	2,602,609
Other non-instructional services	660,873	723,546
Extracurricular activities	1,386,498	1,145,972
Interest and fiscal charges	<u>1,765,886</u>	<u>1,805,693</u>
Total	60,437,451	57,147,495
Change in net position	5,314,111	6,108,997
Net position at beginning of year	<u>(34,489,555)</u>	<u>(40,598,552)</u>
Net position at end of year	<u>\$ (29,175,444)</u>	<u>\$ (34,489,555)</u>

**PLAIN LOCAL SCHOOL DISTRICT
STARK COUNTY, OHIO**

MANAGEMENT'S DISCUSSION AND ANALYSIS
FOR THE FISCAL YEAR ENDED JUNE 30, 2016
(UNAUDITED)

Governmental Activities

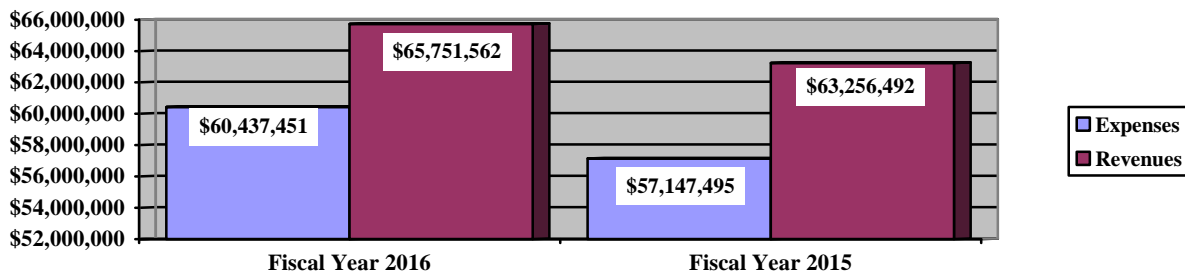
Net position of the District's governmental activities increased \$5,314,111 in fiscal year 2016. Total governmental expenses of \$60,437,451 were offset by program revenues of \$12,074,423 and general revenues of \$53,677,139. Program revenues supported 19.98% of the total governmental expenses.

Total revenues increased \$2,495,070 or 3.94% due primarily to an increase in funding from the State Foundation program. The primary sources of revenue for governmental activities are derived from property taxes and unrestricted grants and entitlements. These two revenue sources represent 81.16% and 81.23% of total governmental revenue in 2016 and 2015, respectively.

Total expenses for the District increased \$3,289,956 or 5.76%. This overall increase is primarily related to an increase in employee wages and benefits in accordance with the latest negotiated agreements with the unions. The largest expense of the District is for instructional programs. Instruction expenses totaled \$34,947,972 or 57.83% of total governmental expenses for fiscal year 2016.

The graph below presents the District's governmental revenues and expenses for fiscal years 2016 and 2015.

Governmental Activities - Revenues and Expenses



The statement of activities shows the cost of program services and the charges for services and grants offsetting those services. The following table shows, for governmental activities, the total cost of services and the net cost of services. That is, it identifies the cost of these services supported by tax revenue and unrestricted State grants and entitlements.

**PLAIN LOCAL SCHOOL DISTRICT
STARK COUNTY, OHIO**

**MANAGEMENT'S DISCUSSION AND ANALYSIS
FOR THE FISCAL YEAR ENDED JUNE 30, 2016
(UNAUDITED)**

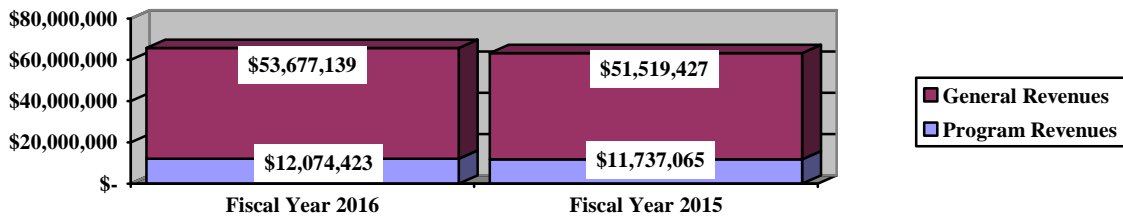
Governmental Activities

	Total Cost of Services <u>2016</u>	Net Cost of Services <u>2016</u>	Total Cost of Services <u>2015</u>	Net Cost of Services <u>2015</u>
Program expenses				
Instruction:				
Regular	\$ 25,177,259	\$ 23,994,398	\$ 23,751,819	\$ 22,357,399
Special	7,994,931	3,611,948	7,698,168	3,561,236
Vocational	1,617,614	973,977	1,509,654	931,789
Other	158,168	158,168	168,361	168,361
Support services:				
Pupil	2,696,987	2,316,566	2,601,391	2,218,215
Instructional staff	2,180,501	2,071,282	1,873,564	1,623,520
Board of education	167,059	167,059	59,428	59,428
Administration	4,050,032	3,889,134	3,697,099	3,460,194
Fiscal	1,126,408	1,115,671	1,010,608	969,931
Business	294,583	294,583	266,142	266,142
Operations and maintenance	4,935,347	4,128,729	4,876,330	4,315,352
Pupil transportation	3,064,459	2,833,994	3,106,497	2,863,663
Central	268,279	268,279	250,614	250,614
Food service operations	2,892,567	77,666	2,602,609	(2,755)
Other non-instructional services	660,873	(76,689)	723,546	35,372
Extracurricular activities	1,386,498	772,377	1,145,972	526,276
Interest and fiscal charges	<u>1,765,886</u>	<u>1,765,886</u>	<u>1,805,693</u>	<u>1,805,693</u>
Total	\$ 60,437,451	\$ 48,363,028	\$ 57,147,495	\$ 45,410,430

The dependence upon taxes and other general revenues for governmental activities is apparent; 82.23% of instruction activities are supported through taxes and other general revenues. For all governmental activities, general revenue support is 80.02%. The District's taxpayers and unrestricted grants and entitlements, as a whole, are by far the primary support for District students.

The graph below presents the District's governmental activities revenue for fiscal years 2016 and 2015.

Governmental Activities - General and Program Revenues



**PLAIN LOCAL SCHOOL DISTRICT
STARK COUNTY, OHIO**

MANAGEMENT'S DISCUSSION AND ANALYSIS
FOR THE FISCAL YEAR ENDED JUNE 30, 2016
(UNAUDITED)

The District's Funds

The District's governmental funds reported a combined fund balance of \$22,893,909, or \$3,517,717 higher than last year's total of \$19,376,192. The schedule below indicates the fund balance and the total change in fund balance as of June 30, 2016 and 2015.

	<u>Fund Balance</u> <u>June 30, 2016</u>	<u>Fund Balance</u> <u>June 30, 2015</u>	<u>Increase</u> <u>(Decrease)</u>
General	\$ 19,633,775	\$ 15,711,216	\$ 3,922,559
Other Governmental	<u>3,260,134</u>	<u>3,664,976</u>	<u>(404,842)</u>
Total	<u>\$ 22,893,909</u>	<u>\$ 19,376,192</u>	<u>\$ 3,517,717</u>

General Fund

During fiscal year 2016, the District's general fund balance increased \$3,922,559. The table that follows assists in illustrating the financial activities of the general fund.

	<u>2016</u> <u>Amount</u>	<u>2015</u> <u>Amount</u>	<u>Increase</u> <u>(Decrease)</u>	<u>Percentage</u> <u>Change</u>
<u>Revenues</u>				
Property taxes	\$ 26,938,266	\$ 26,520,903	\$ 417,363	1.57 %
Tuition	975,207	890,837	84,370	9.47 %
Earnings on investments	293,347	75,478	217,869	288.65 %
Intergovernmental	25,525,813	23,999,480	1,526,333	6.36 %
Other revenues	<u>1,173,983</u>	<u>1,113,778</u>	<u>60,205</u>	5.41 %
Total	<u>\$ 54,906,616</u>	<u>\$ 52,600,476</u>	<u>\$ 2,306,140</u>	4.38 %
<u>Expenditures</u>				
Instruction	\$ 31,010,379	\$ 30,575,803	\$ 434,576	1.42 %
Support services	19,138,103	17,784,949	1,353,154	7.61 %
Extracurricular activities	<u>826,429</u>	<u>817,979</u>	<u>8,450</u>	1.03 %
Total	<u>\$ 50,974,911</u>	<u>\$ 49,178,731</u>	<u>\$ 1,796,180</u>	3.65 %

Total general fund revenues increased 4.38%, mostly due to an increase in intergovernmental revenues. Intergovernmental revenues for the general fund consist primarily of formula-based funding received from the State of Ohio under the State Foundation program. Tuition revenues increased slightly due to an increase in revenue from other school districts for special education instruction provided by the District. The increase in earnings on investments is primarily due to interest received from investments that matured in fiscal year 2016, as well as a net increase in the fair market value of investments.

Total general fund expenditures increased 3.65%, which is mostly due to higher wages and benefits costs for District employees. The District also financed additional equipment and computer purchases with general fund money in fiscal year 2016.

**PLAIN LOCAL SCHOOL DISTRICT
STARK COUNTY, OHIO**

MANAGEMENT'S DISCUSSION AND ANALYSIS
FOR THE FISCAL YEAR ENDED JUNE 30, 2016
(UNAUDITED)

General Fund Budgeting Highlights

The District's budget is prepared according to Ohio law and is based on accounting for certain transactions on a basis of cash receipts, disbursements and encumbrances. The most significant budgeted fund is the general fund.

During the course of fiscal year 2016, the District amended its general fund budget several times. For the general fund, final budgeted revenues and other financing sources, in the amount of \$55,003,467, were \$897,100 (1.66%) higher than the original budgeted revenues estimate of \$54,106,367. Actual revenues and other financing sources were \$55,008,239 or \$4,772 higher than the final budget.

General fund original appropriations (appropriated expenditures plus other financing uses) of \$54,602,651 were decreased to \$52,746,298 in the final budget in order to more closely reflect the operating costs of the District. Actual expenditures and other financing uses were \$52,746,297 or \$1 less than the final budget.

Capital Assets and Debt Administration

Capital Assets

At the end of fiscal year 2016, the District had \$57,710,535 invested in land, land improvements, buildings and improvements, furniture and equipment and vehicles. This entire amount is reported in governmental activities.

The following table shows fiscal year 2016 balances compared to 2015:

	Capital Assets at June 30 (Net of Depreciation)	
	<u>Governmental Activities</u>	
	<u>2016</u>	<u>2015</u>
Land	\$ 2,370,360	\$ 2,370,360
Land improvements	3,682,309	3,041,244
Buildings and improvements	48,257,547	49,652,167
Furniture and equipment	2,557,306	2,696,724
Vehicles	<u>843,013</u>	<u>610,703</u>
Total	<u>\$ 57,710,535</u>	<u>\$ 58,371,198</u>

Total additions to capital assets for fiscal year 2016 were \$2,326,950 and disposals, net of accumulated depreciation were \$318,538. The District recorded depreciation expense of \$2,669,075 during the year. Some of the more significant additions for the year included roadway and artificial turf replacement projects at the high school stadium and the acquisition of four new school buses.

See Note 8 in the notes to the basic financial statements for additional information on capital assets.

Debt Administration

At June 30, 2016, the District had \$42,955,000 in general obligation bonds outstanding. Of this total, \$2,050,000 is due within one year and \$40,905,000 is due in greater than one year. The following table summarizes the bonds outstanding.

**PLAIN LOCAL SCHOOL DISTRICT
STARK COUNTY, OHIO**

MANAGEMENT'S DISCUSSION AND ANALYSIS
FOR THE FISCAL YEAR ENDED JUNE 30, 2016
(UNAUDITED)

Outstanding Debt, at Year-End

	<u>Governmental Activities 2016</u>	<u>Governmental Activities 2015</u>
General Obligation Bonds:		
Series 2011 Refunding	\$ 8,610,000	\$ 10,615,000
Series 2011A Refunding	<u>34,345,000</u>	<u>34,345,000</u>
Total	<u>\$ 42,955,000</u>	<u>\$ 44,960,000</u>

At June 30, 2016, the District's overall legal debt margin was \$46,098,295 and the unvoted debt margin was \$967,395. See Note 9 in the notes to the basic financial statements for additional information on the District's debt administration.

Current Financial Related Activities

Plain Local's main source of funding is local real estate tax. Total general fund real estate tax cash receipts increased by \$816,021 in fiscal year 2016. This increase is partially due to a rebound after a loss in the previous fiscal year when an Ohio Department of Taxation decision to change a property status to tax exempt resulted in a \$533,947 refund given to a taxpayer from the District's February 2015 real estate settlement. The District also saw growth in the 2015 triennial update. Assessed valuation recovered from the last several declines by \$62.7 million.

The new state biennial budget passed for fiscal years 2016 and 2017 has increased State funding for the District. During the 2016 fiscal year, unrestricted State funding increased by \$1.3 million. This formula shows a gain for the District in fiscal year 2017 of over \$1.4 million compared to fiscal year 2016.

The District has been conservative in the use of its resources. The management has always planned well in advance for revenue shortfalls. The District expected the loss of the stimulus funding (after fiscal years 2010 and 2011) and an additional loss in State revenue and had made reductions to planned expenditures. The District also anticipated a reduction in local property values as a result of the tax year 2012 reappraisal and made expenditures reductions as necessary to stabilize the operation.

During fiscal year 2014 the District Board, administration, and all three bargaining units negotiated new three year agreements which became effective July 1, 2014. These contracts are well in line with current market standards and also include increased contributions from employees for health care premiums. The District will enter into negotiations in fiscal year 2017 for new agreements with all three unions for new contracts to begin July 1, 2017.

The District continues to manage its resources conservatively and does priority based budgeting to remain financially sound.

Contacting the District's Financial Management

This financial report is designed to provide our citizens, taxpayers, investors and creditors with a general overview of the District's finances and to show the District's accountability for the money it receives. If you have questions about this report or need additional financial information contact: Ms. Kathleen Jordan, Treasurer/CFO, Plain Local School District, 901 44th Street NW, Canton, Ohio 44709.

THIS PAGE IS INTENTIONALLY LEFT BLANK

**PLAIN LOCAL SCHOOL DISTRICT
STARK COUNTY, OHIO**

STATEMENT OF NET POSITION
JUNE 30, 2016

	<u>Governmental Activities</u>
Assets:	
Equity in pooled cash, cash equivalents and investments	\$ 27,541,961
Receivables:	
Property taxes	32,374,294
Accounts	174,064
Intergovernmental	708,093
Accrued interest	29,685
Loans	2,139
Prepayments.	79,302
Materials and supplies inventory	81,742
Inventory held for resale	40,745
Capital assets:	
Nondepreciable capital assets	2,370,360
Depreciable capital assets, net	55,340,175
Capital assets, net	<u>57,710,535</u>
Total assets.	<u>118,742,560</u>
Deferred outflows of resources:	
Unamortized deferred charges on debt refunding	1,103,989
Pension - STRS.	5,238,674
Pension - SERS.	1,611,379
Total deferred outflows of resources	<u>7,954,042</u>
Liabilities:	
Accounts payable	63,775
Accrued wages and benefits payable	4,787,313
Pension and postemployment benefits payable	796,254
Intergovernmental payable.	300,964
Accrued interest payable.	144,505
Unearned revenue	13,395
Long-term liabilities:	
Due within one year.	2,437,518
Due in more than one year:	
Net pension liability (See Note 12).	68,009,341
Other amounts due in more than one year	44,899,456
Total liabilities	<u>121,452,521</u>
Deferred inflows of resources:	
Property taxes levied for the next fiscal year.	29,943,356
Pension - STRS.	4,008,589
Pension - SERS.	467,580
Total deferred inflows of resources.	<u>34,419,525</u>
Net position:	
Net investment in capital assets	14,425,751
Restricted for:	
Capital projects	808,455
Debt service	2,036,318
Locally funded programs	426
State funded programs.	128,452
Federally funded programs	175,081
Student activities.	41,282
Food service	398,649
Unrestricted (deficit)	(47,189,858)
Total net position	<u>\$ (29,175,444)</u>

SEE ACCOMPANYING NOTES TO THE BASIC FINANCIAL STATEMENTS

**PLAIN LOCAL SCHOOL DISTRICT
STARK COUNTY, OHIO**

STATEMENT OF ACTIVITIES
FOR THE FISCAL YEAR ENDED JUNE 30, 2016

	Expenses	Program Revenues			Net (Expense) Revenue and Changes in Net Position
		Charges for Services and Sales	Operating Grants and Contributions	Capital Grants and Contributions	
Governmental activities:					
Instruction:					
Regular	\$ 25,177,259	\$ 577,516	\$ 605,345	\$ -	\$ (23,994,398)
Special	7,994,931	533,298	3,849,685	-	(3,611,948)
Vocational	1,617,614	103,903	539,734	-	(973,977)
Other	158,168	-	-	-	(158,168)
Support services:					
Pupil	2,696,987	-	380,421	-	(2,316,566)
Instructional staff	2,180,501	-	109,219	-	(2,071,282)
Board of education	167,059	-	-	-	(167,059)
Administration	4,050,032	-	160,898	-	(3,889,134)
Fiscal	1,126,408	-	10,737	-	(1,115,671)
Business	294,583	-	-	-	(294,583)
Operations and maintenance	4,935,347	494,496	16,200	295,922	(4,128,729)
Pupil transportation	3,064,459	119,836	110,629	-	(2,833,994)
Central	268,279	-	-	-	(268,279)
Operation of non-instructional services:					
Food service operations	2,892,567	1,089,175	1,725,726	-	(77,666)
Other non-instructional services	660,873	-	737,562	-	76,689
Extracurricular activities	1,386,498	614,121	-	-	(772,377)
Interest and fiscal charges	1,765,886	-	-	-	(1,765,886)
Total governmental activities	\$ 60,437,451	\$ 3,532,345	\$ 8,246,156	\$ 295,922	(48,363,028)
General revenues:					
Property taxes levied for:					
General purposes 27,088,967					
Debt service 3,277,619					
Grants and entitlements not restricted to specific programs 22,997,468					
Investment earnings 283,260					
Miscellaneous 29,825					
Total general revenues 53,677,139					
Change in net position 5,314,111					
Net position at beginning of year (34,489,555)					
Net position at end of year \$ (29,175,444)					

SEE ACCOMPANYING NOTES TO THE BASIC FINANCIAL STATEMENTS

**PLAIN LOCAL SCHOOL DISTRICT
STARK COUNTY, OHIO**

BALANCE SHEET
GOVERNMENTAL FUNDS
JUNE 30, 2016

	<u>General</u>	<u>Nonmajor Governmental Funds</u>	<u>Total Governmental Funds</u>
Assets:			
Equity in pooled cash, cash equivalents and investments	\$ 23,826,983	\$ 3,714,978	\$ 27,541,961
Receivables:			
Property taxes	28,842,753	3,531,541	32,374,294
Accounts	174,064	-	174,064
Intergovernmental	362,041	346,052	708,093
Accrued interest	29,685	-	29,685
Interfund loans	131,865	-	131,865
Loans	2,139	-	2,139
Prepayments	79,302	-	79,302
Materials and supplies inventory	66,583	15,159	81,742
Inventory held for resale	-	40,745	40,745
Total assets	<u>53,515,415</u>	<u>7,648,475</u>	<u>61,163,890</u>
Liabilities:			
Accounts payable	\$ 60,537	\$ 3,238	\$ 63,775
Accrued wages and benefits payable	4,327,323	459,990	4,787,313
Compensated absences payable	63,219	20,629	83,848
Pension and postemployment benefits payable	701,433	94,821	796,254
Intergovernmental payable	294,293	6,671	300,964
Interfund loans payable	-	131,865	131,865
Unearned revenue	13,395	-	13,395
Total liabilities	<u>5,460,200</u>	<u>717,214</u>	<u>6,177,414</u>
Deferred inflows of resources:			
Property taxes levied for the next fiscal year	26,675,001	3,268,355	29,943,356
Delinquent property tax revenue not available	1,604,583	193,090	1,797,673
Intergovernmental revenue not available	126,838	209,682	336,520
Accrued interest not available	15,018	-	15,018
Total deferred inflows of resources	<u>28,421,440</u>	<u>3,671,127</u>	<u>32,092,567</u>
Fund balances:			
Nonspendable:			
Materials and supplies inventory	66,583	15,159	81,742
Prepayments	79,302	-	79,302
Long-term loans	1,941	-	1,941
Restricted:			
Debt service	-	1,987,733	1,987,733
Capital improvements	-	808,455	808,455
Food service operations	-	456,821	456,821
Non-public schools	-	144,841	144,841
Extracurricular	-	41,282	41,282
Other purposes	-	426	426
Assigned:			
Student instruction	1,126,597	-	1,126,597
Student and staff support	337,311	-	337,311
Unassigned (deficit)	18,022,041	(194,583)	17,827,458
Total fund balances	<u>19,633,775</u>	<u>3,260,134</u>	<u>22,893,909</u>
Total liabilities, deferred inflows and fund balances	<u>\$ 53,515,415</u>	<u>\$ 7,648,475</u>	<u>\$ 61,163,890</u>

SEE ACCOMPANYING NOTES TO THE BASIC FINANCIAL STATEMENTS

**PLAIN LOCAL SCHOOL DISTRICT
STARK COUNTY, OHIO**

RECONCILIATION OF TOTAL GOVERNMENTAL FUND BALANCES TO
NET POSITION OF GOVERNMENTAL ACTIVITIES
JUNE 30, 2016

Total governmental fund balances		\$	22,893,909
<i>Amounts reported for governmental activities on the statement of net position are different because:</i>			
Capital assets used in governmental activities are not financial resources and therefore are not reported in the funds.			57,710,535
Other long-term assets are not available to pay for current-period expenditures and therefore are deferred inflows in the funds.			
Property taxes receivable	\$	1,797,673	
Intergovernmental receivable		336,520	
Accrued interest receivable		15,018	
Total		2,149,211	2,149,211
Unamortized premiums on bonds issued are not recognized in the funds.			(1,433,773)
Unamortized amounts on refundings are not recognized in the funds.			1,103,989
Accrued interest payable is not due and payable in the current period and therefore is not reported in the funds.			(144,505)
The net pension liability is not due and payable in the current period, therefore, the liability and related deferred inflows and outflows of resources are not reported in governmental funds.			
Deferred outflows of resources - pension		6,850,053	
Deferred inflows of resources - pension		(4,476,169)	
Net pension liability		(68,009,341)	
Total		(65,635,457)	(65,635,457)
Long-term liabilities, including bonds payable, are not due and payable in the current period and therefore are not reported in the funds.			
General obligation bonds payable		(42,955,000)	
Compensated absences payable		(2,864,353)	
Total		(45,819,353)	(45,819,353)
Net position of governmental activities		\$	(29,175,444)

SEE ACCOMPANYING NOTES TO THE BASIC FINANCIAL STATEMENTS

**PLAIN LOCAL SCHOOL DISTRICT
STARK COUNTY, OHIO**

STATEMENT OF REVENUES, EXPENDITURES AND CHANGES IN FUND BALANCES
GOVERNMENTAL FUNDS
FOR THE FISCAL YEAR ENDED JUNE 30, 2016

	<u>General</u>	<u>Nonmajor Governmental Funds</u>	<u>Total Governmental Funds</u>
Revenues:			
From local sources:			
Property taxes	\$ 26,938,266	\$ 3,255,597	\$ 30,193,863
Tuition.	975,207	-	975,207
Transportation fees.	119,836	-	119,836
Earnings on investments	293,347	3,830	297,177
Charges for services	-	1,089,175	1,089,175
Extracurricular.	290,441	323,680	614,121
Classroom materials and fees	212,902	-	212,902
Gifts and contributions.	-	153,852	153,852
Other local revenues	550,804	125,649	676,453
Other revenue	-	23,698	23,698
Intergovernmental - state	25,258,227	1,176,577	26,434,804
Intergovernmental - federal	267,586	4,302,393	4,569,979
Total revenues	<u>54,906,616</u>	<u>10,454,451</u>	<u>65,361,067</u>
Expenditures:			
Current:			
Instruction:			
Regular.	22,742,809	602,965	23,345,774
Special	6,665,648	1,351,526	8,017,174
Vocational	1,445,982	63,473	1,509,455
Other	155,940	-	155,940
Support services:			
Pupil	2,314,511	379,849	2,694,360
Instructional staff	2,011,790	109,902	2,121,692
Board of education	167,258	-	167,258
Administration	3,867,282	160,227	4,027,509
Fiscal	1,030,589	70,685	1,101,274
Business.	295,525	-	295,525
Operations and maintenance	5,856,550	541,800	6,398,350
Pupil transportation	3,322,766	-	3,322,766
Central	271,832	-	271,832
Operation of non-instructional services:			
Food service operations.	-	2,789,916	2,789,916
Other non-instructional services	-	661,043	661,043
Extracurricular activities.	826,429	317,574	1,144,003
Debt service:			
Principal retirement	-	2,005,000	2,005,000
Interest and fiscal charges.	-	1,813,905	1,813,905
Total expenditures	<u>50,974,911</u>	<u>10,867,865</u>	<u>61,842,776</u>
Excess (deficiency) of revenues over (under) expenditures	<u>3,931,705</u>	<u>(413,414)</u>	<u>3,518,291</u>
Other financing sources:			
Proceeds from sale of assets	8,278	-	8,278
Net change in fund balances.	3,939,983	(413,414)	3,526,569
Fund balances at beginning of year.	15,711,216	3,664,976	19,376,192
Increase (decrease) in reserve for inventory .	(17,424)	8,572	(8,852)
Fund balances at end of year	<u>\$ 19,633,775</u>	<u>\$ 3,260,134</u>	<u>\$ 22,893,909</u>

SEE ACCOMPANYING NOTES TO THE BASIC FINANCIAL STATEMENTS

**PLAIN LOCAL SCHOOL DISTRICT
STARK COUNTY, OHIO**

RECONCILIATION OF THE STATEMENT OF REVENUES, EXPENDITURES
AND CHANGES IN FUND BALANCES OF GOVERNMENTAL FUNDS
TO THE STATEMENT OF ACTIVITIES
FOR THE FISCAL YEAR ENDED JUNE 30, 2016

Net change in fund balances - total governmental funds	\$	3,526,569
<i>Amounts reported for governmental activities in the statement of activities are different because:</i>		
Governmental funds report capital outlays as expenditures. However, in the statement of activities, the cost of those assets is allocated over their estimated useful lives as depreciation expense.		
Capital asset additions	\$ 2,326,950	
Current year depreciation	<u>(2,669,075)</u>	
Total		(342,125)
The net effect of various miscellaneous transactions involving capital assets (i.e., sales, disposals, trade-ins, and donations) decreased net position.		
		(318,538)
Governmental funds report expenditures for inventory when purchased. However, in the statement of activities, they are reported as an expense when consumed.		
		(8,852)
Revenues in the statement of activities that do not provide current financial resources are not reported as revenues in the funds.		
Property taxes	172,723	
Intergovernmental	213,532	
Earnings on investments	<u>(12,306)</u>	
Total		373,949
Repayment of bond principal is an expenditure in the governmental funds, but the repayment reduces long-term liabilities on the statement of net position.		
		2,005,000
In the statement of activities, interest is accrued on outstanding bonds, whereas in governmental funds, an interest expenditure is reported when due. The following items resulted in less interest being reported in the statement of activities:		
Decrease in accrued interest payable	3,230	
Amortization of bond premiums	172,268	
Amortization of deferred charges on refunding	<u>(127,479)</u>	
Total		48,019
Contractually required contributions are reported as expenditures in governmental funds; however, the statement of net position reports these amounts as deferred outflows of resources.		
		3,998,833
Except for amounts reported as deferred inflows/outflows of resources, changes in the net pension liability are reported as pension expense in the statement of activities.		
		(3,380,640)
Some expenses reported in the statement of activities, such as compensated absences, do not require the use of current financial resources and therefore are not reported as expenditures in governmental funds.		
		<u>(588,104)</u>
Change in net position of governmental activities	\$	<u>3,514,111</u>

SEE ACCOMPANYING NOTES TO THE BASIC FINANCIAL STATEMENTS

**PLAIN LOCAL SCHOOL DISTRICT
STARK COUNTY, OHIO**

STATEMENT OF REVENUES, EXPENDITURES AND CHANGES IN
FUND BALANCE - BUDGET AND ACTUAL (NON-GAAP BUDGETARY BASIS)
GENERAL FUND
FOR THE FISCAL YEAR ENDED JUNE 30, 2016

	<u>Budgeted Amounts</u>			Variance with Final Budget Positive (Negative)
	<u>Original</u>	<u>Final</u>	<u>Actual</u>	
Revenues:				
From local sources:				
Property taxes	\$ 26,859,863	\$ 27,154,806	\$ 27,159,578	\$ 4,772
Tuition.	721,232	969,309	969,309	-
Transportation fees.	130,000	119,836	119,836	-
Earnings on investments	87,811	235,504	235,504	-
Extracurricular.	110,900	96,243	96,243	-
Classroom materials and fees	233,350	212,902	212,902	-
Other local revenues	384,100	423,838	423,838	-
Intergovernmental - state	25,221,111	25,343,560	25,343,560	-
Intergovernmental - federal	160,000	287,767	287,767	-
Total revenues	<u>53,908,367</u>	<u>54,843,765</u>	<u>54,848,537</u>	<u>4,772</u>
Expenditures:				
Current:				
Instruction:				
Regular	24,029,510	23,229,296	23,229,295	1
Special.	7,080,742	7,714,822	7,714,822	-
Vocational.	1,514,584	1,461,642	1,461,642	-
Other.	188,673	180,870	180,870	-
Support services:				
Pupil.	2,996,342	2,461,282	2,461,282	-
Instructional staff	2,134,349	2,001,944	2,001,944	-
Board of education	183,513	191,696	191,696	-
Administration.	3,797,583	3,796,130	3,796,130	-
Fiscal	1,027,993	1,024,082	1,024,082	-
Business	293,879	290,437	290,437	-
Operations and maintenance.	6,634,714	6,013,234	6,013,234	-
Pupil transportation	3,687,167	3,305,063	3,305,063	-
Central.	271,071	268,869	268,869	-
Extracurricular activities.	646,031	634,164	634,164	-
Total expenditures	<u>54,486,151</u>	<u>52,573,531</u>	<u>52,573,530</u>	<u>1</u>
Excess (deficiency) of revenues over (under) expenditures.	(577,784)	2,270,234	2,275,007	4,773
Other financing sources (uses):				
Refund of prior year's expenditures	95,000	111,368	111,368	-
Transfers (out).	(16,500)	(1,248)	(1,248)	-
Advances in	100,000	40,056	40,056	-
Advances (out).	(100,000)	(171,519)	(171,519)	-
Proceeds from sale of assets	3,000	8,278	8,278	-
Total other financing sources (uses).	<u>81,500</u>	<u>(13,065)</u>	<u>(13,065)</u>	<u>-</u>
Net change in fund balance	(496,284)	2,257,169	2,261,942	4,773
Fund balance at beginning of year.	16,845,665	16,845,665	16,845,665	-
Prior year encumbrances appropriated . . .	3,017,137	3,017,137	3,017,137	-
Fund balance at end of year	<u>\$ 19,366,518</u>	<u>\$ 22,119,971</u>	<u>\$ 22,124,744</u>	<u>\$ 4,773</u>

SEE ACCOMPANYING NOTES TO THE BASIC FINANCIAL STATEMENTS

**PLAIN LOCAL SCHOOL DISTRICT
STARK COUNTY, OHIO**

STATEMENT OF FIDUCIARY ASSETS AND LIABILITIES
FIDUCIARY FUNDS
JUNE 30, 2016

	Agency
Assets:	
Equity in pooled cash and cash equivalents	\$ 740,273
Total assets.	\$ 740,273
Liabilities:	
Intergovernmental payable	\$ 658,400
Loans payable	2,139
Due to students.	79,734
Total liabilities	\$ 740,273

SEE ACCOMPANYING NOTES TO THE BASIC FINANCIAL STATEMENTS

**PLAIN LOCAL SCHOOL DISTRICT
STARK COUNTY, OHIO**

STATEMENT OF CHANGES IN FIDUCIARY NET POSITION
FIDUCIARY FUNDS
FOR THE FISCAL YEAR ENDED JUNE 30, 2016

	Private-Purpose Trust
	Scholarship
Additions:	
Gifts and contributions.	\$ 2,791
Deductions:	
Scholarships awarded	2,791
Change in net position	-
Net position at beginning of year.	-
Net position at end of year	\$ -

SEE ACCOMPANYING NOTES TO THE BASIC FINANCIAL STATEMENTS

THIS PAGE IS INTENTIONALLY LEFT BLANK

**PLAIN LOCAL SCHOOL DISTRICT
STARK COUNTY, OHIO**

NOTES TO THE BASIC FINANCIAL STATEMENTS
FOR THE FISCAL YEAR ENDED JUNE 30, 2016

NOTE 1 - DESCRIPTION OF THE SCHOOL DISTRICT

The Plain Local School District (the "District") was established through the consolidation of existing land areas and school districts and is organized under Section 2 and 3, Articles VI of the Constitution of the State of Ohio. Under such laws there is no authority for a school district to have a charter or adopt local laws. The legislative power of the school district is vested in the Board of Education, consisting of five members elected at large for staggered four-year terms.

The District employs 315 non-certified and 371 certified employees to provide services to 6,168 students in grades K through 12 and various community groups.

NOTE 2 - SUMMARY OF SIGNIFICANT ACCOUNTING POLICIES

The basic financial statements of the District have been prepared in conformity with accounting principles generally accepted in the United States of America (GAAP) as applied to governmental units. The Governmental Accounting Standards Board (GASB) is the accepted standard-setting body for establishing governmental accounting and financial reporting principles.

A. Reporting Entity

The reporting entity has been defined in accordance with GASB Statement No. 14, "The Financial Reporting Entity" as amended by GASB Statement No. 39, "Determining Whether Certain Organizations Are Component Units" and GASB Statement No. 61, "The Financial Reporting Entity: Omnibus an Amendment of GASB Statements No. 14 and No. 34". The reporting entity is composed of the primary government and component units. The primary government consists of all funds, departments, boards and agencies that are not legally separate from the District. For the District, this includes general operations, food service, and student related activities of the District.

Component units are legally separate organizations for which the District is financially accountable. The District is financially accountable for an organization if the District appoints a voting majority of the organization's Governing Board and (1) the District is able to significantly influence the programs or services performed or provided by the organization; or (2) the District is legally entitled to or can otherwise access the organization's resources; or (3) the District is legally obligated or has otherwise assumed the responsibility to finance the deficits of, or provide financial support to, the organization; or (4) the District is obligated for the debt of the organization. Component units may also include organizations that are fiscally dependent on the District in that the District approves the budget, the issuance of debt or the levying of taxes. Certain organizations are also included as component units if the nature and significance of the relationship between the primary government and the organization is such that exclusion by the primary government would render the primary government's financial statements incomplete or misleading. Based upon the application of these criteria, the District has no component units. The basic financial statements of the reporting entity include only those of the District (the primary government).

**PLAIN LOCAL SCHOOL DISTRICT
STARK COUNTY, OHIO**

NOTES TO THE BASIC FINANCIAL STATEMENTS
FOR THE FISCAL YEAR ENDED JUNE 30, 2016

NOTE 2 - SUMMARY OF SIGNIFICANT ACCOUNTING POLICIES - (Continued)

The following organizations are described due to their relationship to the District:

JOINTLY GOVERNED ORGANIZATION

The District is a member of the Stark-Portage Area Computer Consortium (SPARCC), a jointly governed organization which provides computer services to the school districts within the boundaries of Stark and Portage Counties. Each District's superintendent serves as a representative on the Board, which consists of 30 member school districts. However, SPARCC is primarily governed by a five member Executive Board which is made up of two representatives from Stark County, two from Portage County and a Treasurer. The Board meets monthly to address any current issues.

PUBLIC ENTITY RISK POOL

The Stark County Schools Council of Government (the "Council") is governed by an assembly which consists of one representative from each participating school district (usually the superintendent or designee). The assembly elects officers for one year terms to serve as the Board of Directors. The assembly exercises control over the operation of the Council. All Council revenues are generated from charges for services. The Council has a Health Benefits Program which is a shared risk pool comprised of 86 entities, most of which are school districts.

The Council also sponsors a workers' compensation group rating plan which is an insurance purchasing pool.

B. Fund Accounting

The District uses funds to maintain its financial records during the year. A fund is defined as a fiscal and accounting entity with a self balancing set of accounts. There are three categories of funds: governmental, proprietary and fiduciary. The District does not have proprietary funds.

GOVERNMENTAL FUNDS

Governmental funds are those through which most governmental functions typically are financed. Governmental fund reporting focuses on the sources, uses and balances of current financial resources. Expendable assets are assigned to the various governmental funds according to the purposes for which they may or must be used. Current liabilities are assigned to the fund from which they will be paid. The difference between governmental fund assets and deferred outflows and liabilities and deferred inflows is reported as fund balance. The following is the District's major governmental fund:

General fund - The general fund is used to account for and report all financial resources not accounted for and reported in another fund. The general fund balance is available for any purpose provided it is expended or transferred according to the general laws of Ohio.

Other governmental funds of the District are used to account for (a) financial resources that are restricted, committed, or assigned to expenditures for capital outlays including the acquisition or construction of capital facilities and other capital assets; (b) financial resources that are restricted to expenditures for debt service principal and interest; and (c) specific revenue sources that are restricted or committed to an expenditure for specified purposes other than debt service or capital projects.

**PLAIN LOCAL SCHOOL DISTRICT
STARK COUNTY, OHIO**

NOTES TO THE BASIC FINANCIAL STATEMENTS
FOR THE FISCAL YEAR ENDED JUNE 30, 2016

NOTE 2 - SUMMARY OF SIGNIFICANT ACCOUNTING POLICIES - (Continued)

FIDUCIARY FUNDS

Fiduciary fund reporting focuses on net position and changes in net position. The fiduciary fund category is split into four classifications: pension trust funds, investment trust funds, private-purpose trust funds and agency funds. Trust funds are used to account for assets held by the District under a trust agreement for individuals, private organizations, or other governments and are therefore not available to support the District's own programs. The District's only trust fund is a private purpose trust which accounts for scholarship programs for students. Agency funds are custodial in nature (assets equal liabilities) and do not involve measurement of results of operations. The District's two agency funds are the district agency and student managed activities funds.

C. Basis of Presentation and Measurement Focus

Government-wide Financial Statements - The statement of net position and the statement of activities display information about the District as a whole. These statements include the financial activities of the primary government, except for fiduciary funds.

The government-wide statement of activities presents a comparison between direct expenses and program revenues for each function or program of the governmental activities of the District. Direct expenses are those that are specifically associated with a service, program or department and therefore clearly identifiable to a particular function. Program revenues include amounts paid by the recipient of goods or services offered by the program and grants and contributions that are restricted to meeting the operational or capital requirements of a particular program. Revenues not classified as program revenues are presented as general revenues of the District.

The government-wide financial statements are prepared using the economic resources measurement focus. All assets and deferred outflows and all liabilities and deferred inflows associated with the operation of the District are included on the statement of net position.

Fund Financial Statements - Fund financial statements report detailed information about the District. The focus of governmental fund financial statements is on major funds rather than reporting funds by type. Each major fund is presented in a separate column, and all nonmajor funds are aggregated into one column. Fiduciary funds are reported by fund type.

All governmental funds are accounted for using a flow of current financial resources measurement focus. With this measurement focus, only current assets and deferred outflows of resources and current liabilities and deferred inflows of resources generally are included on the balance sheet. The statement of revenues, expenditures and changes in fund balances reports on the sources (i.e., revenues and other financing sources) and uses (i.e., expenditures and other financing uses) of current financial resources. This approach differs from the manner in which the governmental activities of the government-wide financial statements are prepared. Governmental fund financial statements therefore include a reconciliation with brief explanations to better identify the relationship between the government-wide statements and the statements for governmental funds.

The private purpose trust fund is reported using the economic resources measurement focus. Agency funds do not report a measurement focus as they do not report operations.

**PLAIN LOCAL SCHOOL DISTRICT
STARK COUNTY, OHIO**

NOTES TO THE BASIC FINANCIAL STATEMENTS
FOR THE FISCAL YEAR ENDED JUNE 30, 2016

NOTE 2 - SUMMARY OF SIGNIFICANT ACCOUNTING POLICIES - (Continued)

D. Basis of Accounting

Basis of accounting determines when transactions are recorded in the financial records and reported on the financial statements. Government-wide financial statements are prepared using the accrual basis of accounting. Governmental funds use the modified accrual basis of accounting. Fiduciary funds use the accrual basis of accounting.

Revenues - Exchange and Nonexchange Transactions - Revenues resulting from exchange transactions, in which each party gives and receives essentially equal value, are recorded on the accrual basis when the exchange takes place. On a modified accrual basis, revenue is recorded in the fiscal year in which the resources are measurable and become available. Available means that the resources will be collected within the current fiscal year or are expected to be collected soon enough thereafter to be used to pay liabilities of the current fiscal year. For the District, available means expected to be received within sixty days of fiscal year-end.

Nonexchange transactions, in which the District receives value without directly giving equal value in return, include property taxes, grants, entitlements and donations. On an accrual basis, revenue from property taxes is recognized in the fiscal year for which the taxes are levied (See Note 6).

Revenue from grants, entitlements and donations is recognized in the fiscal year in which all eligibility requirements have been satisfied. Eligibility requirements include timing requirements, which specify the year when the resources are required to be used or the fiscal year when use is first permitted, matching requirements, in which the District must provide local resources to be used for a specified purpose and expenditure requirements, in which the resources are provided to the District on a reimbursement basis. On a modified accrual basis, revenue from nonexchange transactions must also be available before it can be recognized.

Under the modified accrual basis, the following revenue sources are considered to be both measurable and available at fiscal year-end: property taxes available as an advance, interest, tuition, grants, student fees and rentals.

Deferred Outflows of Resources and Deferred Inflows of Resources - In addition to assets, the government-wide statement of net position will report a separate section for deferred outflows of resources. Deferred outflows of resources, represents a consumption of net position that applies to a future period and will not be recognized as an outflow of resources (expense/expenditure) until then. For the District, See Note 12 for deferred outflows of resources related the District's net pension liability. In addition, deferred outflows of resources include a deferred charge on debt refunding. A deferred charge on refunding results from the difference in the carrying value of refunded debt and its reacquisition price. This amount is deferred and amortized over the shorter of the life of the refunded or refunding debt.

In addition to liabilities, both the government-wide statement of net position and the governmental fund financial statements report a separate section for deferred inflows of resources. Deferred inflows of resources represent an acquisition of net position that applies to a future period and will not be recognized as an inflow of resources (revenue) until that time. For the District, deferred inflows of resources include property taxes and unavailable revenue. Property taxes represent amounts for which there is an enforceable legal claim as of June 30, 2016, but which were levied to finance fiscal year 2017 operations. These amounts have been recorded as a deferred inflow of resources on both the government-wide statement of net position and the governmental fund financial statements.

**PLAIN LOCAL SCHOOL DISTRICT
STARK COUNTY, OHIO**

NOTES TO THE BASIC FINANCIAL STATEMENTS
FOR THE FISCAL YEAR ENDED JUNE 30, 2016

NOTE 2 - SUMMARY OF SIGNIFICANT ACCOUNTING POLICIES - (Continued)

Unavailable revenue is reported only on the governmental funds balance sheet, and represents receivables which will not be collected within the available period. For the District, unavailable revenue includes, but is not limited to, delinquent property taxes and intergovernmental grants. These amounts are deferred and recognized as an inflow of resources in the period the amounts become available.

For the District, See Note 12 for deferred inflows of resources related to the District's net pension liability. This deferred inflow of resources is only reported on the government-wide statement of net position.

Expenses/Expenditures - On the accrual basis of accounting, expenses are recognized at the time they are incurred. The entitlement value of donated commodities used during the year is reported in the statement of revenues, expenditures and changes in fund balances as an expenditure with a like amount reported as intergovernmental revenue.

The measurement focus of governmental fund accounting is on decreases in net financial resources (expenditures) rather than expenses. Expenditures are generally recognized in the accounting period in which the related fund liability is incurred, if measurable. Allocations of cost, such as depreciation and amortization, are not recognized in governmental funds.

E. Budgets

The District is required by State statute to adopt an annual appropriated cash basis budget for all funds. The specific timetable is as follows:

1. On October 25, 2005, the Stark County Budget Commission voted to waive the requirement that school districts adopt a tax budget, as required by section 5705.28 of the Ohio Revised Code, by January 15 and the filing by January 20. The Budget Commission now requires an alternate tax budget be submitted by January 20 which no longer requires specific Board approval.
2. By no later than January 20, the adopted budget is filed with the Stark County Budget Commission for tax rate determination.
3. Prior to April 1, the Board of Education accepts, by formal resolution, the tax rates as determined by the Budget Commission and receives the Commission's certificate of estimated resources which states the projected revenue of each fund. Prior to July 1, the District must revise its budget so that total contemplated expenditures from any fund during the ensuing year will not exceed the amount stated in the certificate of estimated resources. The revised budget then serves as a basis for the appropriation measure. On or about July 1, the certificate of estimated resources is amended to include any unencumbered balances from the preceding year as reported by the District Treasurer. The certificate of estimated resources may be further amended during the year if projected increases or decreases in revenue are identified by the District Treasurer. The amounts reported in the budgetary statement reflect the amounts set forth in the original and final certificate of estimated resources issued for fiscal year 2016.

**PLAIN LOCAL SCHOOL DISTRICT
STARK COUNTY, OHIO**

NOTES TO THE BASIC FINANCIAL STATEMENTS
FOR THE FISCAL YEAR ENDED JUNE 30, 2016

NOTE 2 - SUMMARY OF SIGNIFICANT ACCOUNTING POLICIES - (Continued)

4. By July 1, the annual appropriation resolution is legally enacted by the Board of Education at the fund level of expenditures, which is the legal level of budgetary control. State statute permits a temporary appropriation to be effective until no later than October 1 of each year. Although the legal level of budgetary control was established at the fund level of expenditures, the District has elected to present budgetary statement comparisons at the fund and function level of expenditures. Resolution appropriations by fund must be within the estimated resources as certified by the County Budget Commission, and the total of expenditures and encumbrances may not exceed the appropriation total.
5. Any revisions that alter the total of any fund appropriation must be approved by the Board of Education.
6. Formal budgetary integration is employed as a management control device during the year for all funds consistent with the general obligation bond indenture and other statutory provisions. All funds completed the year within the amount of their legally authorized cash basis appropriation.
7. Appropriation amounts are as originally adopted, or as amended by the Board of Education through the year by supplemental appropriations which either reallocated or increased the original appropriated amounts. All supplemental appropriations were legally enacted by the Board during fiscal year 2016. All amounts reported in the budgetary statement reflect the original and final appropriations plus all modifications legally enacted by the Board.
8. Unencumbered appropriations lapse at year-end. Encumbered appropriations are carried forward to the succeeding fiscal year and need not be re-appropriated. Expenditures plus encumbrances may not legally exceed budgeted appropriations at the fund level.

F. Cash and Investments

To improve cash management, cash received by the District is pooled. Monies for all funds are maintained in this pool. Individual fund integrity is maintained through the District's records. Each fund's interest in the pool is presented as "equity in pooled cash, cash equivalents and investments" on the basic financial statements.

During fiscal year 2016, investments were limited to federal agency securities, negotiable certificates of deposit and investments in the State Treasury Asset Reserve of Ohio (STAR Ohio). Except for nonparticipating investment contracts, investments are reported at fair value, which is based on quoted market prices. Nonparticipating investment contracts such as repurchase agreements and nonnegotiable certificates of deposit are reported at cost.

The District has invested funds in STAR Ohio during fiscal year 2016. STAR Ohio is an investment pool managed by the State Treasurer's Office, which allows governments within the State to pool their funds for investment purposes. STAR Ohio is not registered with the SEC as an investment company, but does operate in a manner consistent with Rule 2a7 of the Investment Company Act of 1940. Investments in STAR Ohio are valued at STAR Ohio's shares price which is the price the investment could be sold for on June 30, 2016.

**PLAIN LOCAL SCHOOL DISTRICT
STARK COUNTY, OHIO**

NOTES TO THE BASIC FINANCIAL STATEMENTS
FOR THE FISCAL YEAR ENDED JUNE 30, 2016

NOTE 2 - SUMMARY OF SIGNIFICANT ACCOUNTING POLICIES - (Continued)

Under existing Ohio statutes, all investment earnings are assigned to the general fund except for those specifically related to the auxiliary services fund, food service fund, permanent improvement fund, building fund and private purpose trust fund individually authorized by Board resolution. Interest revenue credited to the general fund during fiscal year 2016 amounted to \$293,347, which includes \$47,241 assigned from other District funds.

For presentation on the basic financial statements, investments of the cash management pool and investments with original maturities of three months or less at the time they are purchased by the District are considered to be cash equivalents. Investments with an initial maturity of more than three months are reported as investments.

An analysis of the District's investment account at year-end is provided in Note 4.

G. Inventory

On government-wide and fund financial statements, purchased inventories are presented at the lower of cost or market and donated commodities are presented at their entitlement value. Inventories are recorded on a first-in, first-out basis and are expensed/expensed when received. Inventories are accounted for using the purchase method on the fund statements and using the consumption method on the government-wide statements.

On the fund financial statements, reported materials and supplies inventory is equally offset by fund balance - nonspendable in the governmental funds which indicates that it does not constitute available spendable resources even though it is a component of net current assets.

Inventory consists of expendable supplies held for consumption, donated food and purchased food.

H. Capital Assets

General capital assets are those related to government activities. These assets generally result from expenditures in the governmental funds. These assets are reported in the governmental activities column of the government-wide statement of net position, but are not reported in the fund financial statements.

All capital assets are capitalized at cost (or estimated historical cost) and updated for additions and retirements during the year. Donated capital assets are recorded at their fair market values as of the date received. The District maintains a capitalization threshold of \$5,000. Improvements are capitalized; the costs of normal maintenance and repairs that do not add to the value of the asset or materially extend an asset's life are not.

**PLAIN LOCAL SCHOOL DISTRICT
STARK COUNTY, OHIO**

NOTES TO THE BASIC FINANCIAL STATEMENTS
FOR THE FISCAL YEAR ENDED JUNE 30, 2016

NOTE 2 - SUMMARY OF SIGNIFICANT ACCOUNTING POLICIES - (Continued)

All reported capital assets except land are depreciated. Improvements are depreciated over the remaining useful lives of the related capital assets. Depreciation is computed using the straight-line method over the following useful lives:

<u>Description</u>	<u>Governmental Activities Estimated Lives</u>
Land improvements	15 - 20 years
Buildings and improvements	25 - 40 years
Furniture and equipment	5 - 20 years
Vehicles	8 - 12 years

I. Interfund Balances

On fund financial statements, receivables and payables resulting from short-term interfund loans are classified as “interfund loans receivable/payable”. These amounts are eliminated in the governmental activities column on the statement of net position. Loans between governmental activities and agency funds are classified as “loans receivable/payable” on the government wide and fund financial statements.

J. Compensated Absences

Compensated absences of the District consist of vacation and sick leave liabilities to the extent that payments to the employee for these absences are attributable to services already rendered and are not contingent on a specific event that is outside the control of the District and the employee.

In accordance with the provisions of GASB Statement No. 16, “Accounting for Compensated Absences”, a liability for vacation leave is accrued if a) the employees’ rights to payment are attributable to services already rendered; and b) it is probable that the employer will compensate the employees for the benefits through paid time off or other means, such as cash payment at termination or retirement. An accrual for earned sick leave is made to the extent that it is probable that the benefits will result in termination (severance) payments. A liability for severance is accrued using the vesting method; i.e., the liability is based on the sick leave accumulated at the balance sheet date by those employees who are currently eligible to receive termination (severance) payments, as well as those employees expected to become eligible in the future. For purposes of establishing a liability for sick leave on employees expected to become eligible to retire in the future, all employees age fifty or greater with at least ten years of service or any age with 20 years of service were considered expected to become eligible to retire in accordance with GASB Statement No. 16.

The total liability for vacation and sick leave payments has been calculated using pay rates in effect at June 30, 2016 and reduced to the maximum payment allowed by labor contract and/or statute, plus any additional salary related payments.

The entire compensated absence liability is reported on the government-wide financial statements.

**PLAIN LOCAL SCHOOL DISTRICT
STARK COUNTY, OHIO**

NOTES TO THE BASIC FINANCIAL STATEMENTS
FOR THE FISCAL YEAR ENDED JUNE 30, 2016

NOTE 2 - SUMMARY OF SIGNIFICANT ACCOUNTING POLICIES - (Continued)

For governmental fund financial statements, the current portion of unpaid compensated absences is the amount expected to be paid using expendable available resources. These amounts are recorded in the account “compensated absences payable” in the fund from which the employees who have accumulated unpaid leave are paid. The noncurrent portion of the liability is not reported.

K. Accrued Liabilities and Long-Term Obligations

All payables, accrued liabilities and long-term obligations are reported in the government-wide financial statements.

In general, governmental fund payables and accrued liabilities that, once incurred, are paid in a timely manner and in full from current financial resources are reported as obligations of the funds. However, compensated absences that will be paid from governmental funds are reported as a liability in the fund financial statements only to the extent that they are due for payment during the current year. Bonds are recognized as a liability on the fund financial statements when due.

L. Fund Balance

Fund balance is divided into five classifications based primarily on the extent to which the District is bound to observe constraints imposed upon the use of the resources in the governmental funds. The classifications are as follows:

Nonspendable - The nonspendable fund balance classification includes amounts that cannot be spent because they are not in spendable form or legally required to be maintained intact. The “not in spendable form” criterion includes items that are not expected to be converted to cash. It also includes the long-term amount of loans receivable.

Restricted - Fund balance is reported as restricted when constraints are placed on the use of resources that are either externally imposed by creditors (such as through debt covenants), grantors, contributors, or laws or regulations of other governments, or imposed by law through constitutional provisions or enabling legislation.

Committed - The committed fund balance classification includes amounts that can be used only for the specific purposes imposed by a formal action (resolution) of the District Board of Education (the highest level of decision making authority). Those committed amounts cannot be used for any other purpose unless the District Board of Education removes or changes the specified use by taking the same type of action (resolution) it employed to previously commit those amounts. Committed fund balance also incorporates contractual obligations to the extent that existing resources in the fund have been specifically committed for use in satisfying those contractual requirements.

Assigned - Amounts in the assigned fund balance classification are intended to be used by the District for specific purposes but do not meet the criteria to be classified as restricted nor committed. In governmental funds other than the general fund, assigned fund balance represents the remaining amount that is not restricted or committed. In the general fund, assigned amounts represent intended uses established by policies of the District Board of Education, which includes giving the Treasurer the authority to constrain monies for intended purposes.

**PLAIN LOCAL SCHOOL DISTRICT
STARK COUNTY, OHIO**

NOTES TO THE BASIC FINANCIAL STATEMENTS
FOR THE FISCAL YEAR ENDED JUNE 30, 2016

NOTE 2 - SUMMARY OF SIGNIFICANT ACCOUNTING POLICIES - (Continued)

Unassigned - Unassigned fund balance is the residual classification for the general fund and includes all spendable amounts not contained in the other classifications. In other governmental funds, the unassigned classification is only used to report a deficit fund balance resulting from overspending for specific purposes for which amounts had been restricted, committed, or assigned.

The District applies restricted resources first when expenditures are incurred for purposes for which restricted and unrestricted (committed, assigned, and unassigned) fund balance is available. Similarly, within unrestricted fund balance, committed amounts are reduced first followed by assigned, and then unassigned amounts when expenditures are incurred for purposes for which amounts in any of the unrestricted fund balance classifications could be used.

M. Net Position

Net position represents the difference between assets and deferred outflows and liabilities and deferred inflows. The net position component “net investment in capital assets,” consists of capital assets, net of accumulated depreciation, reduced by the outstanding balances of any borrowing used for the acquisition, construction or improvement of those assets. Deferred outflows of resources and deferred inflows of resources that are attributable to the acquisition, construction or improvement of those assets or related debt also should be included in this component of net position. Net position is reported as restricted when there are limitations imposed on its use either through the enabling legislation adopted by the District or through external restrictions imposed by creditors, grantors or laws or regulations of other governments.

The District applies restricted resources first when an expense is incurred for purposes for which both restricted and unrestricted net position is available.

N. Prepayments

Certain payments to vendors reflect the costs applicable to future accounting periods and are recorded as prepaid items in both government-wide and fund financial statements. These items are reported as assets on the balance sheet and statement of net position using the consumption method. A current asset for the prepaid amounts is recorded at the time of the purchase and the expenditure/expense is reported in the year in which services are consumed. At fiscal year-end, because prepayments are not available to finance future governmental fund expenditures, they are reported as nonspendable fund balance on the fund financial statements.

O. Estimates

The preparation of the basic financial statements in conformity with GAAP requires management to make estimates and assumptions that affect the amounts reported in the basic financial statements and accompanying notes. Actual results may differ from those estimates.

**PLAIN LOCAL SCHOOL DISTRICT
STARK COUNTY, OHIO**

NOTES TO THE BASIC FINANCIAL STATEMENTS
FOR THE FISCAL YEAR ENDED JUNE 30, 2016

NOTE 2 - SUMMARY OF SIGNIFICANT ACCOUNTING POLICIES - (Continued)

P. Interfund Activity

Exchange transactions between funds are reported as revenues in the seller funds and as expenditures/expenses in the purchaser funds. Flows of cash or goods from one fund to another without a requirement for repayment are reported as interfund transfers. Interfund transfers are reported as other financing sources/uses in governmental funds. There were no interfund transfers during fiscal year 2016. Repayments from funds responsible for particular expenditures/expenses to the funds that initially paid for them are not presented on the basic financial statements.

Q. Unamortized Bond Premium and Deferred Charges on Refundings

On the government-wide financial statements, bond premiums are deferred and amortized over the term of the bonds using the straight-line method, which approximates the effective interest method. Bond premiums are presented as an addition to the face amount of the bonds. On the governmental fund financial statements, bond premiums are recognized in the current period.

For advance refundings resulting in the defeasance of debt, the difference between the reacquisition price and the net carrying amount of the old debt is deferred and amortized as a component of interest expense. This accounting gain or loss is amortized over the remaining life of the old debt or the life of the new debt, whichever is shorter and is presented as a deferred outflow of resources on the statement of net position.

A reconciliation between the bond's face value and the amount reported on the statement of net position is presented in Note 9.

R. Parochial and Private Schools

Within the District's boundaries, St. Michael's and Our Lady of Peace Schools are operated through the Youngstown Catholic Diocese. Also within the District's boundaries are Canton Country Day School, Holy Cross Preschool and Kindergarten and Weaver Child Development Center, which are privately operated. Current State legislation provides funding to these schools. These monies are received and disbursed on behalf of these schools by the Treasurer of the District, as directed by the schools. The fiduciary responsibility of the District for these monies is reflected in a nonmajor governmental fund for financial reporting purposes.

S. Pensions

For purposes of measuring the net pension liability, deferred outflows of resources and deferred inflows of resources related to pensions, and pension expense, information about the fiduciary net position of the pension plans and additions to/deductions from their fiduciary net position have been determined on the same basis as they are reported by the pension systems. For this purpose, benefit payments (including refunds of employee contributions) are recognized when due and payable in accordance with the benefit terms. The pension systems report investments at fair value.

**PLAIN LOCAL SCHOOL DISTRICT
STARK COUNTY, OHIO**

NOTES TO THE BASIC FINANCIAL STATEMENTS
FOR THE FISCAL YEAR ENDED JUNE 30, 2016

NOTE 2 - SUMMARY OF SIGNIFICANT ACCOUNTING POLICIES - (Continued)

T. Extraordinary and Special Items

Extraordinary items are transactions or events that are both unusual in nature and infrequent in occurrence. Special items are transactions or events that are within the control of the Board of Education and that are either unusual in nature or infrequent in occurrence. Neither type of transaction occurred during fiscal year 2016.

U. Fair Market Value

The District categorizes its fair value measurements within the fair value hierarchy established by generally accepted accounting principles. The hierarchy is based on the valuation inputs used to measure the fair value of the asset. Level 1 inputs are quoted prices in active markets for identical assets; Level 2 inputs are significant other observable inputs; Level 3 inputs are significant unobservable inputs.

NOTE 3 - ACCOUNTABILITY AND COMPLIANCE

A. Change in Accounting Principles

For fiscal year 2016, the District has implemented GASB Statement No. 72, "Fair Value Measurement and Application", GASB Statement No. 73 "Accounting and Financial Reporting for Pensions and Related Assets That Are Not within the Scope of GASB Statement 68, and Amendments to Certain Provisions of GASB Statements 67 and 68", GASB Statement No. 76, "The Hierarchy of Generally Accepted Accounting Principles for State and Local Governments", and GASB Statement No. 79, "Certain External Investment Pools and Pool Participants".

GASB Statement No. 72 addresses accounting and financial reporting issues related to fair value measurement. This Statement also provides guidance for applying fair value to certain investments and disclosures related to all fair value measurements. The implementation of GASB Statement No. 72 did not have an effect on the financial statements of the District.

GASB Statement No. 73 improves the usefulness of information about pensions included in the general purposes external financial reports of state and local governments for making decisions and assessing accountability. The implementation of GASB Statement No. 73 did not have an effect on the financial statements of the District.

GASB Statement No. 76 identifies - in the context of the current governmental financial reporting environment - the hierarchy of generally accepted accounting principles (GAAP). This Statement reduces the GAAP hierarchy to two categories of authoritative GAAP and addresses the use of authoritative and nonauthoritative literature in the event that the accounting treatment for a transaction or other event is not specified within a source of authoritative GAAP. The implementation of GASB Statement No. 76 did not have an effect on the financial statements of the District.

GASB Statement No. 79 establishes criteria for an external investment pool to qualify for making the election to measure all of its investments at amortized cost for financial reporting purposes. The implementation of GASB Statement No. 79 did not have an effect on the financial statements of the District.

**PLAIN LOCAL SCHOOL DISTRICT
STARK COUNTY, OHIO**

NOTES TO THE BASIC FINANCIAL STATEMENTS
FOR THE FISCAL YEAR ENDED JUNE 30, 2016

NOTE 3 - ACCOUNTABILITY AND COMPLIANCE - (Continued)

B. Deficit Fund Balances

Fund balances at June 30, 2016 included the following individual fund deficits:

IDEA Part B	\$ 79,752
Vocational education	8,242
Title I	87,724
Improving teacher quality	18,865

The general fund is liable for any deficit in these funds and provides transfers when cash is required, not when accruals occur. The deficit fund balances resulted from adjustments for accrued liabilities.

NOTE 4 - DEPOSITS AND INVESTMENTS

State statutes classify monies held by the District into three categories.

Active deposits are public deposits necessary to meet current demands on the treasury. Such monies must be maintained either as cash in the District treasury, in commercial accounts payable or withdrawable on demand, including negotiable order of withdrawal (NOW) accounts, or in money market deposit accounts.

Inactive deposits are public deposits that the Board of Education has identified as not required for use within the current five year period of designation of depositories. Inactive deposits must either be evidenced by certificates of deposit maturing not later than the end of the current period of designation of depositories, or by savings or deposit accounts including, but not limited to, passbook accounts.

Interim deposits are deposits of interim monies. Interim monies are those monies which are not needed for immediate use, but which will be needed before the end of the current period of designation of depositories. Interim deposits must be evidenced by time certificates of deposit maturing not more than one year from the date of deposit or by savings or deposit accounts including passbook accounts.

Interim monies may be deposited or invested in the following securities:

1. United States Treasury Notes, Bills, Bonds, or any other obligation or security issued by the United States Treasury or any other obligation guaranteed as to principal and interest by the United States;
2. Bonds, notes, debentures, or any other obligations or securities issued by any federal government agency or instrumentality, including, but not limited to, the Federal National Mortgage Association, Federal Home Loan Bank, Federal Farm Credit Bank, Federal Home Loan Mortgage Corporation, Government National Mortgage Association, and Student Loan Marketing Association. All federal agency securities shall be direct issuances of federal government agencies or instrumentalities;
3. Written repurchase agreements in the securities listed above provided that the market value of the securities subject to the repurchase agreement must exceed the principal value of the agreement by at least two percent and be marked to market daily, and that the term of the agreement must not exceed thirty days;
4. Bonds and other obligations of the State of Ohio;

**PLAIN LOCAL SCHOOL DISTRICT
STARK COUNTY, OHIO**

NOTES TO THE BASIC FINANCIAL STATEMENTS
FOR THE FISCAL YEAR ENDED JUNE 30, 2016

NOTE 4 - DEPOSITS AND INVESTMENTS - (Continued)

5. No-load money market mutual funds consisting exclusively of obligations described in items (1) and (2) above and repurchase agreements secured by such obligations, provided that investments in securities described in this division are made only through eligible institutions;
6. The State Treasurer's investment pool (STAR Ohio);
7. Certain banker's acceptance and commercial paper notes for a period not to exceed one hundred eighty days from the purchase date in an amount not to exceed twenty-five percent of the interim monies available for investment at any one time; and,
8. Under limited circumstances, corporate note interests rated in either of the two highest classifications by at least two nationally recognized rating agencies.

Protection of the District's deposits is provided by the Federal Deposit Insurance Corporation (FDIC), by eligible securities pledged by the financial institution as security for repayment, by surety company bonds deposited with the District by the financial institution or by a single collateral pool established by the financial institution to secure the repayment of all public monies deposited with the institution.

Investments in stripped principal or interest obligations, reverse repurchase agreements and derivatives are prohibited. The issuance of taxable notes for the purpose of arbitrage, the use of leverage and short selling are also prohibited. An investment must mature within five years from the date of purchase unless matched to a specific obligation or debt of the District and must be purchased with the expectation that it will be held to maturity. Investments may only be made through specified dealers and institutions. Payment for investments may be made only upon delivery of the securities representing the investments to the Treasurer or, if the securities are not represented by a certificate, upon receipt of confirmation of transfer from the custodian.

A. Deposits with Financial Institutions

At June 30, 2016, the carrying amount of all District deposits was \$3,188,497. Based on the criteria described in GASB Statement No. 40, "Deposits and Investment Risk Disclosures", as of June 30, 2016, \$3,686,286 of the District's bank balance of \$4,062,329 was exposed to custodial risk as discussed below while \$376,043 was covered by the FDIC.

Custodial credit risk is the risk that, in the event of bank failure, the District's deposits may not be returned. All deposits are collateralized with eligible securities in amounts equal to at least 105% of the carrying value of the deposits. Such collateral, as permitted by the Ohio Revised Code, is held in single financial institution collateral pools at Federal Reserve Banks, or at member banks of the federal reserve system, in the name of the respective depository bank and pledged as a pool of collateral against all of the public deposits it holds or as specific collateral held at the Federal Reserve Bank in the name of the District. The District has no deposit policy for custodial credit risk beyond the requirements of State statute. Although the securities were held by the pledging institutions' trust department and all statutory requirements for the deposit of money had been followed, noncompliance with federal requirements could potentially subject the District to a successful claim by the FDIC.

**PLAIN LOCAL SCHOOL DISTRICT
STARK COUNTY, OHIO**

NOTES TO THE BASIC FINANCIAL STATEMENTS
FOR THE FISCAL YEAR ENDED JUNE 30, 2016

NOTE 4 - DEPOSITS AND INVESTMENTS - (Continued)

B. Investments

As of June 30, 2016, the District had the following investments and maturities:

<u>Investment type</u>	<u>Fair Value</u>	<u>Investment Maturities</u>				
		<u>6 months or or less</u>	<u>7 to 12 months</u>	<u>13 to 18 months</u>	<u>19 to 24 months</u>	<u>Greater than 24 months</u>
Negotiable CDs	\$ 8,440,209	\$ 3,733,231	\$ 998,641	\$ 2,495,140	\$ -	\$ 1,213,197
FHLB	1,495,224	-	-	-	-	1,495,224
FHLMC	4,136,804	-	-	-	-	4,136,804
FNMA	1,150,442	-	-	-	-	1,150,442
U.S. Government money market fund	1,057,792	1,057,792	-	-	-	-
STAR Ohio	<u>8,813,266</u>	<u>8,813,266</u>	<u>-</u>	<u>-</u>	<u>-</u>	<u>-</u>
Total	<u>\$ 25,093,737</u>	<u>\$ 13,604,289</u>	<u>\$ 998,641</u>	<u>\$ 2,495,140</u>	<u>\$ -</u>	<u>\$ 7,995,667</u>

The weighted average maturity of investments is 1.42 years.

The District's investments are valued using quoted market prices (Level 1 inputs).

Interest Rate Risk: Interest rate risk arises because potential purchasers of debt securities will not agree to pay face value for those securities if interest rates subsequently increase. As a means of limiting its exposure to fair value losses arising from rising interest rates and according to State law, the District's investment policy limits investment portfolio maturities to five years or less.

Credit Risk: The District's investments in the federal agency securities were rated AA+ and Aaa by Standard & Poor's and Moody's Investor Services, respectively. STAR Ohio carries a rating of AAAM by Standard & Poor's. Ohio law requires that STAR Ohio maintain the highest rating provided by at least one nationally recognized standard rating service. The District has no investment policy dealing with investment credit risk beyond the requirements in State statutes.

Custodial Credit Risk: For an investment, custodial credit risk is the risk that, in the event of the failure of the counterparty, the District will not be able to recover the value of its investments or collateral securities that are in the possession of an outside party. The federal agency securities are exposed to custodial credit risk in that they are uninsured, unregistered and held by the counterparty's trust department or agent but not in the District's name. The District has no investment policy dealing with investment custodial credit risk beyond the requirement in State statute that prohibits payment for investments prior to the delivery of the securities representing such investments to the treasurer or qualified trustee.

**PLAIN LOCAL SCHOOL DISTRICT
STARK COUNTY, OHIO**

NOTES TO THE BASIC FINANCIAL STATEMENTS
FOR THE FISCAL YEAR ENDED JUNE 30, 2016

NOTE 4 - DEPOSITS AND INVESTMENTS - (Continued)

Concentration of Credit Risk: The District places no limit on the amount that may be invested in any one issuer. The following table includes the percentage of each investment type held by the District at June 30, 2016:

<u>Investment type</u>	<u>Fair Value</u>	<u>% of Total</u>
Negotiable CDs	\$ 8,440,209	33.63
FHLB	1,495,224	5.96
FHLMC	4,136,804	16.49
FNMA	1,150,442	4.58
U.S. Government money market fund	1,057,792	4.22
STAR Ohio	<u>8,813,266</u>	<u>35.12</u>
Total	<u>\$ 25,093,737</u>	<u>100.00</u>

C. Reconciliation of Cash and Investments to the Statement of Net Position

The following is a reconciliation of cash and investments as reported in the note above to cash and investments as reported on the statement of net position as of June 30, 2016:

<u>Cash and investments per note</u>		
Carrying amount of deposits	\$ 3,188,497	
Investments		<u>25,093,737</u>
Total	<u>\$ 28,282,234</u>	
 <u>Cash and investments per financial statements</u>		
Governmental activities	\$ 27,541,961	
Agency funds		<u>740,273</u>
Total	<u>\$ 28,282,234</u>	

NOTE 5 - INTERFUND TRANSACTIONS

- A.** Interfund balances at June 30, 2016, as reported on the fund statements, consist of the following individual interfund loans receivable and payable:

<u>Receivable fund</u>	<u>Payable fund</u>	<u>Amount</u>
General fund	Nonmajor governmental funds	\$ 131,865

The primary purpose of the interfund balances is to cover costs in specific funds where revenues were not received by June 30. These interfund balances will be repaid once the anticipated revenues are received. All interfund balances are expected to be repaid within one year.

Interfund balances between governmental funds are eliminated on the government-wide financial statements; therefore, no internal balances at June 30, 2016 are reported on the statement of net position.

**PLAIN LOCAL SCHOOL DISTRICT
STARK COUNTY, OHIO**

NOTES TO THE BASIC FINANCIAL STATEMENTS
FOR THE FISCAL YEAR ENDED JUNE 30, 2016

NOTE 5 - INTERFUND TRANSACTIONS - (Continued)

- B.** Advances outstanding at June 30, 2016 between governmental funds and fiduciary funds consist of \$2,139 due to the general fund from the District's agency funds. The advances are reported as loans on the government-wide financial statements. All but \$1,941 is expected to be repaid within one year.

NOTE 6 - PROPERTY TAXES

Property taxes are levied and assessed on a calendar year basis while the District's fiscal year runs from July through June. First half tax collections are received by the District in the second half of the fiscal year. Second half tax distributions occur in the first half of the following fiscal year.

Property taxes include amounts levied against all real property and public utility property. Real property tax revenues received in calendar year 2016 represent the collection of calendar year 2015 taxes. Real property taxes received in calendar year 2016 were levied after April 1, 2015, on the assessed values as of January 1, 2015, the lien date. Assessed values for real property taxes are established by State statute at 35 percent of appraised market value. Real property taxes are payable annually or semiannually. If paid annually, payment is due December 31; if paid semiannually, the first payment is due December 31, with the remainder payable by June 20. Under certain circumstances, State statute permits alternate payment dates to be established. Public utility property tax revenues received in calendar year 2016 represent the collection of calendar year 2015 taxes. Public utility real and personal property taxes received in calendar year 2016 became a lien on December 31, 2014, were levied after April 1, 2015, and are collected with real property taxes. Public utility real property is assessed at 35 percent of true value; public utility tangible personal property is currently assessed at varying percentages of true value.

The District receives property taxes from Stark County. The County Auditor periodically advances to the District its portion of the taxes collected. Second-half real property tax payments collected by the County by June 30, 2016 are available to finance fiscal year 2016 operations. The amount available as an advance at June 30, 2016 was \$563,169 in the general fund and \$70,096 in the debt service fund (a nonmajor governmental fund). This amount is recorded as revenue. The amount available for advance at June 30, 2015 was \$784,481 in the general fund and \$92,751 in the debt service fund (a nonmajor governmental fund). The amount of second-half real property taxes available for advance at fiscal year-end can vary based on the date the tax bills are sent.

Accrued property taxes receivable includes real property, public utility property and delinquent tangible personal property taxes which are measurable as of June 30, 2016 and for which there is an enforceable legal claim. Although total property tax collections for the next fiscal year are measurable, only the amount of real property taxes available as an advance at June 30 was levied to finance current fiscal year operations and is reported as revenue at fiscal year-end. The portion of the receivable not levied to finance current fiscal year operations is offset by a credit to deferred inflows.

On the accrual basis of accounting, collectible delinquent property taxes have been recorded as a receivable and revenue, while on a modified accrual basis of accounting the revenue has been reported as a deferred inflow.

**PLAIN LOCAL SCHOOL DISTRICT
STARK COUNTY, OHIO**

NOTES TO THE BASIC FINANCIAL STATEMENTS
FOR THE FISCAL YEAR ENDED JUNE 30, 2016

NOTE 6 - PROPERTY TAXES - (Continued)

The assessed values upon which the fiscal year 2016 taxes were collected are:

	2015 Second Half Collections		2016 First Half Collections	
	<u>Amount</u>	<u>Percent</u>	<u>Amount</u>	<u>Percent</u>
Agricultural/residential and other real estate	\$ 876,541,280	96.89	\$ 936,374,710	96.79
Public utility personal	<u>28,118,860</u>	<u>3.11</u>	<u>31,020,420</u>	<u>3.21</u>
Total	<u>\$ 904,660,140</u>	<u>100.00</u>	<u>\$ 967,395,130</u>	<u>100.00</u>
Tax rate per \$1,000 of assessed valuation	\$ 63.60		\$ 63.50	

NOTE 7 - RECEIVABLES

Receivables at June 30, 2016 consisted of property taxes, accounts (billings for user charged services and student fees), intergovernmental grants and entitlements, accrued interest and loans. All receivables are considered collectible in full due to the ability to foreclose for the nonpayment of taxes, the stable condition of State programs and the current year guarantee of federal funds. Receivables have been disaggregated on the face of the basic financial statements. All receivables, except \$1,941 in loans, are expected to be collected in the subsequent year.

THIS SPACE IS INTENTIONALLY LEFT BLANK

**PLAIN LOCAL SCHOOL DISTRICT
STARK COUNTY, OHIO**

NOTES TO THE BASIC FINANCIAL STATEMENTS
FOR THE FISCAL YEAR ENDED JUNE 30, 2016

NOTE 8 - CAPITAL ASSETS

Capital asset activity for the fiscal year ended June 30, 2016 was as follows:

	Balance <u>06/30/15</u>	<u>Additions</u>	<u>Deductions</u>	Balance <u>06/30/16</u>
<i>Capital assets, not being depreciated:</i>				
Land	\$ 2,370,360	\$ -	\$ -	\$ 2,370,360
Total capital assets, not being depreciated	<u>2,370,360</u>	<u>-</u>	<u>-</u>	<u>2,370,360</u>
<i>Capital assets, being depreciated:</i>				
Land improvements	6,762,847	1,444,853	(500,000)	7,707,700
Buildings and improvements	77,319,171	250,791	-	77,569,962
Furniture and equipment	6,410,565	258,140	(198,063)	6,470,642
Vehicles	<u>3,577,580</u>	<u>373,166</u>	<u>(249,436)</u>	<u>3,701,310</u>
Total capital assets, being depreciated	<u>94,070,163</u>	<u>2,326,950</u>	<u>(947,499)</u>	<u>95,449,614</u>
<i>Less: accumulated depreciation</i>				
Land improvements	(3,721,603)	(541,288)	237,500	(4,025,391)
Buildings and improvements	(27,667,004)	(1,645,411)	-	(29,312,415)
Furniture and equipment	(3,713,841)	(341,520)	142,025	(3,913,336)
Vehicles	<u>(2,966,877)</u>	<u>(140,856)</u>	<u>249,436</u>	<u>(2,858,297)</u>
Total accumulated depreciation	<u>(38,069,325)</u>	<u>(2,669,075)</u>	<u>628,961</u>	<u>(40,109,439)</u>
Governmental activities capital assets, net	<u>\$ 58,371,198</u>	<u>\$ (342,125)</u>	<u>\$ (318,538)</u>	<u>\$ 57,710,535</u>

Depreciation expense was charged to governmental functions as follows:

Instruction:

Regular	\$ 1,885,564
Special	50,869
Vocational	198,942

Support services:

Pupil	38,195
Instructional staff	60,015
Administration	32,093
Operations and maintenance	76,149
Pupil transportation	125,344
Extracurricular activities	4,353
Food service operations	<u>197,551</u>
Total depreciation expense	<u>\$ 2,669,075</u>

**PLAIN LOCAL SCHOOL DISTRICT
STARK COUNTY, OHIO**

NOTES TO THE BASIC FINANCIAL STATEMENTS
FOR THE FISCAL YEAR ENDED JUNE 30, 2016

NOTE 9 - LONG-TERM OBLIGATIONS

A. The District's long-term obligations during the year consist of the following:

	Average Interest <u>Rate</u>	Balance Outstanding <u>06/30/15</u>	<u>Additions</u>	<u>Reductions</u>	Balance Outstanding <u>06/30/16</u>	Amounts Due in <u>One Year</u>
Governmental activities:						
General obligation refunding bonds, Series 2011	3.136	\$ 10,615,000	\$ -	\$ (2,005,000)	\$ 8,610,000	\$ 2,050,000
General obligation refunding bonds, Series 2011A	4.348	34,345,000	-	-	34,345,000	-
Compensated absences		2,554,695	946,843	(553,337)	2,948,201	387,518
Net pension liability		<u>59,932,298</u>	<u>8,077,043</u>	<u>-</u>	<u>68,009,341</u>	<u>-</u>
Total governmental activities		<u>\$ 107,446,993</u>	<u>\$ 9,023,886</u>	<u>\$ (2,558,337)</u>	113,912,542	<u>\$ 2,437,518</u>
Add: Unamortized premium on bond issue					<u>1,433,773</u>	
Total on statement of net position					<u>\$ 115,346,315</u>	

Compensated Absences: Compensated absences will be paid from the fund from which the employee's salaries are paid, which primarily consist of the general fund and the following nonmajor governmental funds: food service, auxiliary services, Title VI-B and Title I.

Net Pension Liability: See Note 12 for detail.

B. On July 27, 2011, the District issued general obligation refunding bonds in the amount of \$16,290,000 (Series 2011 issue) for the purpose of advance refunding a portion of the outstanding school improvements general obligation bonds. These bonds are general obligations of the District, for which its full faith and credit is pledged for repayment. The source of payment is derived from a current 4.00 mil bonded debt tax levy.

The bonds bear an interest rate ranging from 2.0% to 5.0% and have a final maturity date of November 1, 2019. Interest payments are due on May 1 and November 1 of each year. On the fund financial statements, payments of principal and interest relating to these bonds are recorded as expenditures in the nonmajor debt service fund.

The reacquisition price exceeded the net carrying amount of the old debt by \$542,418. This amount is reported as a deferred outflow of resources and is amortized over the remaining life of the refunded debt, which is equal to the life of the new debt issued.

C. On October 26, 2011, the District issued general obligation refunding bonds in the amount of \$34,345,000 (Series 2011A issue) for the purpose of advance refunding the remaining outstanding school improvements general obligation bonds. These bonds are general obligations of the District, for which its full faith and credit is pledged for repayment. The source of payment is derived from a current 4.00 mil bonded debt tax levy.

**PLAIN LOCAL SCHOOL DISTRICT
STARK COUNTY, OHIO**

NOTES TO THE BASIC FINANCIAL STATEMENTS
FOR THE FISCAL YEAR ENDED JUNE 30, 2016

NOTE 9 - LONG-TERM OBLIGATIONS - (Continued)

The bonds bear an interest rate ranging from 4.0% to 4.5% and have a final maturity date of November 1, 2030. Interest payments are due on May 1 and November 1 of each year. On the fund financial statements, payments of principal and interest relating to these bonds are recorded as expenditures in the nonmajor debt service fund.

The reacquisition price exceeded the net carrying amount of the old debt by \$1,172,914. This amount is reported as a deferred outflow of resources and is amortized over the remaining life of the refunded debt, which is equal to the life of the new debt issued.

- D. The following is a summary of the future debt service requirements to maturity for the District's general obligation bonds:

Fiscal Year Ended June 30,	General Obligation Bonds		
	Principal	Interest	Total
2017	\$ 2,050,000	\$ 1,773,356	\$ 3,823,356
2018	2,090,000	1,700,606	3,790,606
2019	2,195,000	1,607,196	3,802,196
2020	2,275,000	1,527,365	3,802,365
2021	2,495,000	1,432,555	3,927,555
2022 - 2026	14,225,000	5,380,689	19,605,689
2027 - 2031	17,625,000	1,900,638	19,525,638
Total	<u>\$ 42,955,000</u>	<u>\$ 15,322,405</u>	<u>\$ 58,277,405</u>

E. Legal Debt Margin

The Ohio Revised Code provides that voted net general obligation debt of the District shall never exceed 9% of the total assessed valuation of the District. The code further provides that unvoted indebtedness shall not exceed 1/10 of 1% of the property valuation of the District. The code additionally states that unvoted indebtedness related to energy conservation debt shall not exceed 9/10 of 1% of the property valuation of the District. The assessed valuation used in determining the District's legal debt margin has been modified by House Bill 530 which became effective March 30, 2006. In accordance with House Bill 530, the assessed valuation used in the District's legal debt margin calculation excludes tangible personal property used in business, telephone or telegraph property, interexchange telecommunications company property, and personal property owned or leased by a railroad company and used in railroad operations. The effect of these debt limitations at June 30, 2016 is a voted debt margin of \$46,098,295 (including available funds of 1,987,733) and an unvoted debt margin of \$967,395.

NOTE 10 - EMPLOYEE BENEFITS

Compensated Absences

The criteria for determining vacation and sick leave benefits components are derived from negotiated agreements and State laws. Classified employees earn 10 to 25 days of vacation per year, depending upon length of service. Accumulated unused vacation time is paid to classified employees and administrators upon termination of employment. Teachers do not earn vacation time.

**PLAIN LOCAL SCHOOL DISTRICT
STARK COUNTY, OHIO**

NOTES TO THE BASIC FINANCIAL STATEMENTS
FOR THE FISCAL YEAR ENDED JUNE 30, 2016

NOTE 10 - EMPLOYEE BENEFITS - (Continued)

Teachers, administrators and classified employees earn sick leave at the rate of one and one-fourth days per month or 15 days for each completed year of service. Sick leave may be accumulated up to a maximum of 355 days for all personnel. Upon retirement, payment is made for one-fourth of the accrued, but unused, sick leave balance to a maximum of 71 days for all employees, except for certain administrators, who receive a maximum of 75 days. For all employees except administrators, an additional \$10 per day shall be paid for sick leave accumulated between 200 and 250 days and an additional \$20 per day shall be paid for sick leave accumulated over 250 days.

NOTE 11 - RISK MANAGEMENT

A. Comprehensive

The District maintains comprehensive insurance coverage with private carriers for liability, real property, building contents, vehicles, and builder's risk. Vehicle policies include liability coverage for bodily injury and property damage. In addition, real property contents are 100% coinsured.

The following is a description of the District's insurance coverage:

<u>Coverage</u>	<u>Insurer</u>	<u>Limits of Coverage</u>	<u>Deductible</u>
General liability:	The Netherlands Insurance Co		
Each occurrence		\$ 1,000,000	\$ 2,500
Aggregate		2,000,000	0
Building and contents	The Netherlands Insurance Co	212,030,530	10,000
Fleet:	The Netherlands Insurance Co		
Comprehensive		Actual Cash Value	250
Collision		Actual Cash Value	500
Liability		1,000,000	0
Umbrella liability	The Netherlands Insurance Co	5,000,000	10,000
Violent Event Response Coverage	The Netherlands Insurance Co	1,000,000	0

Settled claims have not exceeded this commercial coverage in any of the past three years and there has been no significant reduction in coverage.

B. Shared Risk Pool

The District is a participant in the Stark County Schools Council of Government (the "COG") for the purpose of obtaining benefits at a reduced premium for both health care and workers' compensation.

The District's insurance program for health care is administered by Mutual Health Services Company. Payments are made to the COG for monthly attachment point, monthly stop-loss premiums and administrative charges. The fiscal agent of the COG is the Stark County Educational Service Center.

**PLAIN LOCAL SCHOOL DISTRICT
STARK COUNTY, OHIO**

NOTES TO THE BASIC FINANCIAL STATEMENTS
FOR THE FISCAL YEAR ENDED JUNE 30, 2016

NOTE 11 - RISK MANAGEMENT - (Continued)

The Treasurer of the Stark County Educational Service Center pays Mutual Health Services monthly for the actual amount of claims processed, the stop-loss premium, and the administrative charges.

The District participates in a workers compensation program jointly sponsored by the Ohio Association of School Business Officials (OASBO) and the Ohio School Board Association (OSBA), known as SchoolComp. CompManagement, Inc. (CMI) is the program's third party administrator. SchoolComp serves to group its members' risks for the purpose of obtaining a favorable experience rating to determine its premium liability to the Ohio Bureau of Workers' Compensation (OBWC) and the Ohio Workers' Compensation Fund. This may be accomplished through participation in a group rating program or through group retrospective rating. The District has chosen to participate in the group restrospective rating program. Participation in SchoolComp is restricted to members who meet enrollment criteria and are jointly in good standing with OASBO and OSBA. OASBO and OSBA are certified sponsors recognized by OBWC.

NOTE 12 - DEFINED BENEFIT PENSION PLANS

Net Pension Liability

The net pension liability reported on the statement of net position represents a liability to employees for pensions. Pensions are a component of exchange transactions—between an employer and its employees—of salaries and benefits for employee services. Pensions are provided to an employee—on a deferred-payment basis—as part of the total compensation package offered by an employer for employee services each financial period. The obligation to sacrifice resources for pensions is a present obligation because it was created as a result of employment exchanges that already have occurred.

The net pension liability represents the District's proportionate share of each pension plan's collective actuarial present value of projected benefit payments attributable to past periods of service, net of each pension plan's fiduciary net position. The net pension liability calculation is dependent on critical long-term variables, including estimated average life expectancies, earnings on investments, cost of living adjustments and others. While these estimates use the best information available, unknowable future events require adjusting this estimate annually.

The Ohio Revised Code limits the District's obligation for this liability to annually required payments. The District cannot control benefit terms or the manner in which pensions are financed; however, the District does receive the benefit of employees' services in exchange for compensation, including pension.

GASB 68 assumes the liability is solely the obligation of the employer, because (1) they benefit from employee services; and (2) State statute requires all funding to come from these employers. All contributions to date have come solely from these employers (which also includes costs paid in the form of withholdings from employees). State statute requires the pension plans to amortize unfunded liabilities within 30 years. If the amortization period exceeds 30 years, each pension plan's board must propose corrective action to the State legislature. Any resulting legislative change to benefits or funding could significantly affect the net pension liability. Resulting adjustments to the net pension liability would be effective when the changes are legally enforceable.

The proportionate share of each plan's unfunded benefits is presented as a long-term *net pension liability* on the accrual basis of accounting. Any liability for the contractually-required pension contribution outstanding at the end of the year is included in *pension and postemployment benefits payable* on both the accrual and modified accrual bases of accounting.

**PLAIN LOCAL SCHOOL DISTRICT
STARK COUNTY, OHIO**

NOTES TO THE BASIC FINANCIAL STATEMENTS
FOR THE FISCAL YEAR ENDED JUNE 30, 2016

NOTE 12 - DEFINED BENEFIT PENSION PLANS - (Continued)

Plan Description - School Employees Retirement System (SERS)

Plan Description – District non-teaching employees participate in SERS, a cost-sharing multiple-employer defined benefit pension plan administered by SERS. SERS provides retirement, disability and survivor benefits, annual cost-of-living adjustments, and death benefits to plan members and beneficiaries. Authority to establish and amend benefits is provided by Ohio Revised Code Chapter 3309. SERS issues a publicly available, stand-alone financial report that includes financial statements, required supplementary information and detailed information about SERS’ fiduciary net position. That report can be obtained by visiting the SERS website at www.ohsers.org under Employers/Audit Resources.

Age and service requirements for retirement are as follows:

	Eligible to Retire on or before August 1, 2017 *	Eligible to Retire after August 1, 2017
Full Benefits	Any age with 30 years of service credit	Age 67 with 10 years of service credit; or Age 57 with 30 years of service credit
Actuarially Reduced Benefits	Age 60 with 5 years of service credit Age 55 with 25 years of service credit	Age 62 with 10 years of service credit; or Age 60 with 25 years of service credit

* Members with 25 years of service credit as of August 1, 2017 will be included in this plan.

Annual retirement benefits are calculated based on final average salary multiplied by a percentage that varies based on years of service; 2.2 percent for the first thirty years of service and 2.5 percent for years of service credit over 30. Final average salary is the average of the highest three years of salary.

One year after an effective benefit date, a benefit recipient is entitled to a three percent cost-of-living adjustment (COLA). This same COLA is added each year to the base benefit amount on the anniversary date of the benefit.

Funding Policy – Plan members are required to contribute 10 percent of their annual covered salary and the District is required to contribute 14 percent of annual covered payroll. The contribution requirements of plan members and employers are established and may be amended by the SERS’ Retirement Board up to statutory maximum amounts of 10 percent for plan members and 14 percent for employers. The Retirement Board, acting with the advice of the actuary, allocates the employer contribution rate among four of the System’s funds (Pension Trust Fund, Death Benefit Fund, Medicare B Fund, and Health Care Fund). For the fiscal year ended June 30, 2016, the entire 14 percent was allocated to pension, death benefits, and Medicare B and no portion of the employer contribution rate was allocated to the Health Care Fund.

The District’s contractually required contribution to SERS was \$1,175,891 for fiscal year 2016. Of this amount, \$140,456 is reported as pension and postemployment benefits payable.

**PLAIN LOCAL SCHOOL DISTRICT
STARK COUNTY, OHIO**

NOTES TO THE BASIC FINANCIAL STATEMENTS
FOR THE FISCAL YEAR ENDED JUNE 30, 2016

NOTE 12 - DEFINED BENEFIT PENSION PLANS - (Continued)

Plan Description - State Teachers Retirement System (STRS)

Plan Description –District licensed teachers and other faculty members participate in STRS Ohio, a cost-sharing multiple-employer public employee retirement system administered by STRS. STRS provides retirement and disability benefits to members and death and survivor benefits to beneficiaries. STRS issues a stand-alone financial report that includes financial statements, required supplementary information and detailed information about STRS’ fiduciary net position. That report can be obtained by writing to STRS, 275 E. Broad St., Columbus, OH 43215-3771, by calling (888) 227-7877, or by visiting the STRS website at www.strsoh.org.

New members have a choice of three retirement plans; a Defined Benefit (DB) Plan, a Defined Contribution (DC) Plan and a Combined Plan. Benefits are established by Ohio Revised Code Chapter 3307. The DB plan offers an annual retirement allowance based on final average salary multiplied by a percentage that varies based on years of service. Effective August 1, 2015, the calculation will be 2.2 percent of final average salary for the five highest years of earnings multiplied by all years of service. With certain exceptions, the basic benefit is increased each year by two percent of the original base benefit. For members retiring August 1, 2013, or later, the first two percent is paid on the fifth anniversary of the retirement benefit. Members are eligible to retire at age 60 with five years of qualifying service credit, or age 55 with 25 years of service, or 30 years of service regardless of age. Age and service requirements for retirement will increase effective August 1, 2015, and will continue to increase periodically until they reach age 60 with 35 years of service or age 65 with five years of service on August 1, 2026.

The DC Plan allows members to place all their member contributions and 9.5 percent of the 14 percent employer contributions into an investment account. Investment allocation decisions are determined by the member. The remaining 4.5 percent of the 14 percent employer rate is allocated to the defined benefit unfunded liability. A member is eligible to receive a retirement benefit at age 50 and termination of employment. The member may elect to receive a lifetime monthly annuity or a lump sum withdrawal.

The Combined Plan offers features of both the DB Plan and the DC Plan. In the Combined Plan, member contributions are allocated among investment choices by the member, and employer contributions are used to fund the defined benefit payment at a reduced level from the regular DB Plan. The defined benefit portion of the Combined Plan payment is payable to a member on or after age 60 with five years of service. The defined contribution portion of the account may be taken as a lump sum payment or converted to a lifetime monthly annuity at age 50.

New members who choose the DC plan or Combined Plan will have another opportunity to reselect a permanent plan during their fifth year of membership. Members may remain in the same plan or transfer to another STRS plan. The optional annuitization of a member’s defined contribution account or the defined contribution portion of a member’s Combined Plan account to a lifetime benefit results in STRS bearing the risk of investment gain or loss on the account. STRS has therefore included all three plan options as one defined benefit plan for GASB 68 reporting purposes.

A DB or Combined Plan member with five or more years of credited service who is determined to be disabled may qualify for a disability benefit. Eligible survivors of members who die before service retirement may qualify for monthly benefits. New members on or after July 1, 2013 must have at least ten years of qualifying service credit to apply for disability benefits. Members in the DC Plan who become disabled are entitled only to their account balance. If a member of the DC Plan dies before retirement benefits begin, the member’s designated beneficiary is entitled to receive the member’s account balance.

**PLAIN LOCAL SCHOOL DISTRICT
STARK COUNTY, OHIO**

NOTES TO THE BASIC FINANCIAL STATEMENTS
FOR THE FISCAL YEAR ENDED JUNE 30, 2016

NOTE 12 - DEFINED BENEFIT PENSION PLANS - (Continued)

Funding Policy – Employer and member contribution rates are established by the State Teachers Retirement Board and limited by Chapter 3307 of the Ohio Revised Code. The statutory maximum employee contribution rate was increased one percent July 1, 2014, and will be increased one percent each year until it reaches 14 percent on July 1, 2016. For the fiscal year ended June 30, 2016, plan members were required to contribute 13 percent of their annual covered salary. The District was required to contribute 14 percent; the entire 14 percent was the portion used to fund pension obligations. The fiscal year 2016 contribution rates were equal to the statutory maximum rates.

The District’s contractually required contribution to STRS was \$2,822,942 for fiscal year 2016. Of this amount, \$464,608 is reported as pension and postemployment benefits payable.

Pension Liabilities, Pension Expense, and Deferred Outflows of Resources and Deferred Inflows of Resources Related to Pensions

The net pension liability was measured as of June 30, 2015, and the total pension liability used to calculate the net pension liability was determined by an actuarial valuation as of that date. The District's proportion of the net pension liability was based on the District's share of contributions to the pension plan relative to the contributions of all participating entities. Following is information related to the proportionate share and pension expense:

	<u>SERS</u>	<u>STRS</u>	<u>Total</u>
Proportionate share of the net pension liability	\$ 15,054,635	\$ 52,954,706	\$ 68,009,341
Proportion of the net pension liability	0.26383420%	0.19160749%	
Pension expense	\$ 1,023,589	\$ 2,357,051	\$ 3,380,640

At June 30, 2016, the District reported deferred outflows of resources and deferred inflows of resources related to pensions from the following sources:

	<u>SERS</u>	<u>STRS</u>	<u>Total</u>
Deferred outflows of resources			
Differences between expected and actual experience	\$ 241,057	\$2,415,732	\$2,656,789
Changes in proportionate share	194,431	-	194,431
District contributions subsequent to the measurement date	<u>1,175,891</u>	<u>2,822,942</u>	<u>3,998,833</u>
Total deferred outflows of resources	<u>\$1,611,379</u>	<u>\$5,238,674</u>	<u>\$6,850,053</u>
Deferred inflows of resources			
Net difference between projected and actual earnings on pension plan investments	\$ 467,580	\$3,840,465	\$4,308,045
Changes in proportionate share	<u>-</u>	<u>168,124</u>	<u>168,124</u>
Total deferred inflows of resources	<u>\$ 467,580</u>	<u>\$4,008,589</u>	<u>\$4,476,169</u>

**PLAIN LOCAL SCHOOL DISTRICT
STARK COUNTY, OHIO**

NOTES TO THE BASIC FINANCIAL STATEMENTS
FOR THE FISCAL YEAR ENDED JUNE 30, 2016

NOTE 12 - DEFINED BENEFIT PENSION PLANS - (Continued)

\$3,998,833 reported as deferred outflows of resources related to pension resulting from District contributions subsequent to the measurement date will be recognized as a reduction of the net pension liability in the year ending June 30, 2016. Other amounts reported as deferred outflows of resources and deferred inflows of resources related to pension will be recognized in pension expense as follows:

Fiscal Year Ending June 30:	<u>SERS</u>	<u>STRS</u>	<u>Total</u>
2017	\$ (109,448)	\$ (911,589)	\$ (1,021,037)
2018	(109,448)	(911,589)	(1,021,037)
2019	(109,448)	(911,589)	(1,021,037)
2020	<u>296,252</u>	<u>1,141,910</u>	<u>1,438,162</u>
Total	<u>\$ (32,092)</u>	<u>\$ (1,592,857)</u>	<u>\$ (1,624,949)</u>

Actuarial Assumptions - SERS

SERS' total pension liability was determined by their actuaries in accordance with GASB Statement No. 67, as part of their annual actuarial valuation for each defined benefit retirement plan. Actuarial valuations of an ongoing plan involve estimates of the value of reported amounts (e.g., salaries, credited service) and assumptions about the probability of occurrence of events far into the future (e.g., mortality, disabilities, retirements, employment termination). Actuarially determined amounts are subject to continual review and potential modifications, as actual results are compared with past expectations and new estimates are made about the future.

Projections of benefits for financial reporting purposes are based on the substantive plan (the plan as understood by the employers and plan members) and include the types of benefits provided at the time of each valuation and the historical pattern of sharing benefit costs between the employers and plan members to that point. The projection of benefits for financial reporting purposes does not explicitly incorporate the potential effects of legal or contractual funding limitations.

Actuarial calculations reflect a long-term perspective. For a newly hired employee, actuarial calculations will take into account the employee's entire career with the employer and also take into consideration the benefits, if any, paid to the employee after termination of employment until the death of the employee and any applicable contingent annuitant. In many cases, actuarial calculations reflect several decades of service with the employer and the payment of benefits after termination.

Key methods and assumptions used in calculating the total pension liability in the latest actuarial valuation, prepared as of June 30, 2015, are presented below:

Wage Inflation	3.25 percent
Future Salary Increases, including inflation	4.00 percent to 22.00 percent
COLA or Ad Hoc COLA	3.00 percent
Investment Rate of Return	7.75 percent net of investments expense, including inflation
Actuarial Cost Method	Entry Age Normal

**PLAIN LOCAL SCHOOL DISTRICT
STARK COUNTY, OHIO**

NOTES TO THE BASIC FINANCIAL STATEMENTS
FOR THE FISCAL YEAR ENDED JUNE 30, 2016

NOTE 12 - DEFINED BENEFIT PENSION PLANS - (Continued)

For post-retirement mortality, the table used in evaluating allowances to be paid is the 1994 Group Annuity Mortality Table set-back one year for both men and women. Special mortality tables are used for the period after disability retirement.

The most recent experience study was completed June 30, 2010.

The long-term return expectation for the Pension Plan Investments has been determined using a building-block approach and assumes a time horizon, as defined in SERS' *Statement of Investment Policy*. A forecasted rate of inflation serves as the baseline for the return expectation. Various real return premiums over the baseline inflation rate have been established for each asset class. The long-term expected nominal rate of return has been determined by calculating a weighted average of the expected real return premiums for each asset class, adding the projected inflation rate, and adding the expected return from rebalancing uncorrelated asset classes. The target allocation and best estimates of arithmetic real rates of return for each major asset class are summarized in the following table:

Asset Class	Target Allocation	Long-Term Expected Real Rate of Return
Cash	1.00 %	0.00 %
US Stocks	22.50	5.00
Non-US Stocks	22.50	5.50
Fixed Income	19.00	1.50
Private Equity	10.00	10.00
Real Assets	10.00	5.00
Multi-Asset Strategies	15.00	7.50
Total	<u>100.00 %</u>	

Discount Rate - The total pension liability was calculated using the discount rate of 7.75 percent. The projection of cash flows used to determine the discount rate assumed the contributions from employers and from the members would be computed based on contribution requirements as stipulated by State statute. Projected inflows from investment earnings were calculated using the long-term assumed investment rate of return (7.75 percent). Based on those assumptions, the plan's fiduciary net position was projected to be available to make all future benefit payments of current plan members. Therefore, the long-term expected rate of return on pension plan investments was applied to all periods of projected benefits to determine the total pension liability.

Sensitivity of the District's Proportionate Share of the Net Pension Liability to Changes in the Discount Rate - Net pension liability is sensitive to changes in the discount rate, and to illustrate the potential impact the following table presents the net pension liability calculated using the discount rate of 7.75 percent, as well as what each plan's net pension liability would be if it were calculated using a discount rate that is one percentage point lower (6.75 percent), or one percentage point higher (8.75 percent) than the current rate.

	1% Decrease (6.75%)	Current Discount Rate (7.75%)	1% Increase (8.75%)
District's proportionate share of the net pension liability	\$ 20,875,369	\$ 15,054,635	\$ 10,153,097

**PLAIN LOCAL SCHOOL DISTRICT
STARK COUNTY, OHIO**

NOTES TO THE BASIC FINANCIAL STATEMENTS
FOR THE FISCAL YEAR ENDED JUNE 30, 2016

NOTE 12 - DEFINED BENEFIT PENSION PLANS - (Continued)

Actuarial Assumptions - STRS

The total pension liability in the June 30, 2015 actuarial valuation was determined using the following actuarial assumptions, applied to all periods included in the measurement:

Inflation	2.75 percent
Projected Salary Increases	2.75 percent at age 70 to 12.25 percent at age 20
Investment Rate of Return	7.75 percent, net of investment expenses
Cost-of-Living Adjustments (COLA)	2.00 percent simple applied as follows: for members retiring before August 1, 2013, 2.00 percent per year; for members retiring August 1, 2013, or later, 2.00 percent COLA paid on fifth anniversary of retirement date.

Mortality rates were based on the RP-2000 Combined Mortality Table (Projection 2022—Scale AA) for Males and Females. Males' ages are set-back two years through age 89 and no set-back for age 90 and above. Females younger than age 80 are set-back four years, one year set-back from age 80 through 89 and no set-back from age 90 and above.

Actuarial assumptions used in the June 30, 2015 valuation are based on the results of an actuarial experience study, effective July 1, 2012.

The 10 year expected real rate of return on pension plan investments was determined by STRS' investment consultant by developing best estimates of expected future real rates of return for each major asset class. The target allocation and best estimates of geometric real rates of return for each major asset class are summarized as follows:

<u>Asset Class</u>	<u>Target Allocation</u>	<u>Long-Term Expected Real Rate of Return</u>
Domestic Equity	31.00 %	8.00 %
International Equity	26.00	7.85
Alternatives	14.00	8.00
Fixed Income	18.00	3.75
Real Estate	10.00	6.75
Liquidity Reserves	<u>1.00</u>	3.00
Total	<u>100.00 %</u>	

Discount Rate - The discount rate used to measure the total pension liability was 7.75 percent as of June 30, 2015. The projection of cash flows used to determine the discount rate assumes member and employer contributions will be made at the statutory contribution rates in accordance with rate increases described above. For this purpose, only employer contributions that are intended to fund benefits of current plan members and their beneficiaries are included. Projected employer contributions that are intended to fund the service costs of future plan members and their beneficiaries, as well as projected contributions from future plan members, are not included. Based on those assumptions, STRS' fiduciary net position was projected to be available to make all projected future benefit payments to current plan members as of June 30, 2015. Therefore, the long-term expected rate of return on pension plan investments of 7.75 percent was applied to all periods of projected benefit payments to determine the total pension liability as of June 30, 2015.

**PLAIN LOCAL SCHOOL DISTRICT
STARK COUNTY, OHIO**

NOTES TO THE BASIC FINANCIAL STATEMENTS
FOR THE FISCAL YEAR ENDED JUNE 30, 2016

NOTE 12 - DEFINED BENEFIT PENSION PLANS - (Continued)

Sensitivity of the District's Proportionate Share of the Net Pension Liability to Changes in the Discount Rate
- The following table presents the District's proportionate share of the net pension liability calculated using the current period discount rate assumption of 7.75 percent, as well as what the District's proportionate share of the net pension liability would be if it were calculated using a discount rate that is one percentage point lower (6.75 percent) or one percentage point higher (8.75 percent) than the current rate:

	1% Decrease (6.75%)	Current Discount Rate (7.75%)	1% Increase (8.75%)
District's proportionate share of the net pension liability	\$ 73,558,081	\$ 52,954,706	\$ 35,531,479

NOTE 13 - POSTEMPLOYMENT BENEFITS

A. School Employees Retirement System

Health Care Plan Description - The District contributes to the SERS Health Care Fund, administered by SERS for non-certificated retirees and their beneficiaries. For GASB 45 purposes, this plan is considered a cost-sharing, multiple-employer, defined benefit other postemployment benefit (OPEB) plan. The Health Care Plan includes hospitalization and physicians' fees through several types of plans including HMO's, PPO's, Medicare Advantage, and traditional indemnity plans as well as a prescription drug program. The financial report of the Plan is included in the SERS Comprehensive Annual Financial Report which can be obtained on SERS' website at www.ohsers.org under Employers/Audit Resources.

Access to health care for retirees and beneficiaries is permitted in accordance with Section 3309 of the Ohio Revised Code. The Health Care Fund was established and is administered in accordance with Internal Revenue Code Section 105(e). SERS' Retirement Board reserves the right to change or discontinue any health plan or program. Health care is financed through a combination of employer contributions and retiree premiums, copays and deductibles on covered health care expenses, investment returns, and any funds received as a result of SERS' participation in Medicare programs. Active employee members do not contribute to the Health Care Plan. Retirees and their beneficiaries are required to pay a health care premium that varies depending on the plan selected, number of qualified years of service, Medicare eligibility and retirement status.

Funding Policy - State statute permits SERS to fund the health care benefits through employer contributions. Each year, after the allocation for statutorily required basic benefits, the Retirement Board allocates the remainder of the employer contribution of 14 percent of covered payroll to the Health Care Fund. For fiscal year 2016, none of the employer contribution was allocated to health care. In addition, employers pay a surcharge for employees earning less than an actuarially determined minimum compensation amount, pro-rated according to service credit earned. For fiscal year 2016, this amount was \$23,000. Statutes provide that no employer shall pay a health care surcharge greater than 2 percent of that employer's SERS-covered payroll; nor may SERS collect in aggregate more than 1.5 percent of the total statewide SERS-covered payroll for the health care surcharge. For fiscal year 2016, the District's surcharge obligation was \$135,489.

The District's contributions for health care for the fiscal years ended June 30, 2016, 2015, and 2014 were \$135,489, \$194,730, and \$136,579, respectively. The full amount has been contributed for fiscal years 2016, 2015 and 2014.

**PLAIN LOCAL SCHOOL DISTRICT
STARK COUNTY, OHIO**

NOTES TO THE BASIC FINANCIAL STATEMENTS
FOR THE FISCAL YEAR ENDED JUNE 30, 2016

NOTE 13 - POSTEMPLOYMENT BENEFITS - (Continued)

B. State Teachers Retirement System

Plan Description – The District participates in the cost-sharing multiple-employer defined benefit Health Plan administered by the State Teachers Retirement System of Ohio (STRS) for eligible retirees who participated in the defined benefit or combined pension plans offered by STRS. Ohio law authorizes STRS to offer this plan. Benefits include hospitalization, physicians' fees, prescription drugs and reimbursement of monthly Medicare Part B premiums. The Plan is included in the report of STRS which can be obtained by visiting www.strsoh.org or by calling (888) 227-7877.

Funding Policy – Ohio Revised Code Chapter 3307 authorizes STRS to offer the Plan and gives the Retirement Board authority over how much, if any, of the health care costs will be absorbed by STRS. Active employee members do not contribute to the Health Care Plan. All benefit recipients, for the most recent year, pay a monthly premium. Under Ohio law, funding for post-employment health care may be deducted from employer contributions. For fiscal years 2016 and 2015, STRS did not allocate any employer contributions to post-employment health care. The District's contributions for health care for the fiscal years ended June 30, 2016, 2015, and 2014 were \$0, \$0, and \$204,120, respectively. The full amount has been contributed for fiscal year 2014.

NOTE 14 - BUDGETARY BASIS OF ACCOUNTING

While reporting financial position, results of operations, and changes in fund balance on the basis of generally accepted accounting principles (GAAP), the budgetary basis as provided by law is based upon accounting for certain transactions on a basis of cash receipts and disbursements.

The statement of revenue, expenditures and changes in fund balance - budget and actual (non-GAAP budgetary basis) presented for the general fund is presented on the budgetary basis to provide a meaningful comparison of actual results with the budget. The major differences between the budget basis and the GAAP basis are that:

- (a) Revenues and other financing sources are recorded when received in cash (budget basis) as opposed to when susceptible to accrual (GAAP basis);
- (b) Expenditures and other financing uses are recorded when paid in cash (budget basis) as opposed to when the liability is incurred (GAAP basis);
- (c) In order to determine compliance with Ohio law, and to reserve that portion of the applicable appropriation, total outstanding encumbrances (budget basis) are recorded as the equivalent of an expenditure, as opposed to assigned fund balance for that portion of outstanding encumbrances not already recognized as an account payable (GAAP basis);
- (d) Investments are reported at fair value (GAAP basis) as opposed to cost (budget basis);
- (e) Advances-in and advances-out are operating transactions (budget basis) as opposed to balance sheet transactions (GAAP basis); and,
- (f) Some funds are included in the general fund (GAAP basis), but have separate legally adopted budgets (budget basis).

**PLAIN LOCAL SCHOOL DISTRICT
STARK COUNTY, OHIO**

NOTES TO THE BASIC FINANCIAL STATEMENTS
FOR THE FISCAL YEAR ENDED JUNE 30, 2016

NOTE 14 - BUDGETARY BASIS OF ACCOUNTING - (Continued)

The adjustments necessary to convert the results of operations for the year on the budget basis to the GAAP basis for the general fund are as follows:

Net Change in Fund Balance

	<u>General fund</u>
Budget basis	\$ 2,261,942
Net adjustment for revenue accruals	(136,238)
Net adjustment for expenditure accruals	196,847
Net adjustment for other sources/uses	21,343
Funds budgeted elsewhere	(1,323)
Adjustment for encumbrances	1,597,412
GAAP basis	\$ 3,939,983

Certain funds that are legally budgeted in separate special revenue funds are considered part of the general fund on a GAAP basis. This includes the public school support fund.

NOTE 15 - CONTINGENCIES

A. Grants

The District received financial assistance from federal and State agencies in the form of grants. The expenditure of funds received under these programs generally requires compliance with terms and conditions specified in the grant agreements and are subject to audit by the grantor agencies. Any disallowed claims resulting from such audits could become a liability of the general fund or other applicable funds. However, the effect of any such disallowed claims on the overall financial position of the District at June 30, 2016, if applicable, cannot be determined at this time.

B. Litigation

The District is involved in no material litigation as either plaintiff or defendant.

C. Foundation Funding

District Foundation funding is based on the annualized full-time equivalent (FTE) enrollment of each student. Effective for the 2015-2016 school year, traditional Districts must comply with minimum hours of instruction, instead of a minimum number of school days each year. The funding formula the Ohio Department of Education (ODE) is legislatively required to follow will continue to adjust as enrollment information is updated by the District, which can extend past the fiscal year-end. As of the date of this report, ODE has not finalized the impact of enrollment adjustments to the June 30, 2016 Foundation funding for the District; therefore, the financial statement impact is not determinable at this time. ODE and management believe this will result in either a receivable to or liability of the District.

**PLAIN LOCAL SCHOOL DISTRICT
STARK COUNTY, OHIO**

NOTES TO THE BASIC FINANCIAL STATEMENTS
FOR THE FISCAL YEAR ENDED JUNE 30, 2016

NOTE 16 - DISTRICT AS A FISCAL AGENT

Career Technical Education Program Agreement

The District serves as the fiscal agent for a four-district career/technical compact formed to provide vocational (career/technical) education programs for the students in each district in the most effective and efficient manner possible. The other districts included in the agreement are: North Canton City Schools, Jackson Local Schools and Lake Local Schools. The term of the present agreement is July 1, 2014 through June 30, 2018. The districts offer career/technical programs which conform to the regulations and statutes of the State of Ohio. Lake Local reimburses the other districts at a constant rate of \$1,300 per pupil for each Lake Local student enrolled in a compact program. Each District contributes \$150 per Career-Tech student to a permanent improvement, capital equipment, and supply fund to provide for needed equipment, computer software and site licenses (per State allowances) and facility improvements.

NOTE 17 - SET-ASIDES

The District is required by State law to annually set-aside certain general fund revenue amounts, as defined by statutory formula, for the acquisition and construction of capital improvements. Amounts not spent by the end of the fiscal year or offset by similarly restricted resources received during the year must be held in cash at fiscal year-end. This amount must be carried forward to be used for the same purpose in future years. Expenditures exceeding the set-aside requirement may not be carried forward to the next fiscal year.

The following cash-basis information describes the change in the fiscal year-end set-aside amount for capital improvements. Disclosure of this information is required by State statute.

	<u>Capital Improvements</u>
Set-aside balance June 30, 2015	\$ -
Current year set-aside requirement	1,034,301
Current year qualifying expenditures	<u>(2,345,451)</u>
Total	<u>\$ (1,311,150)</u>
Balance carried forward to fiscal year 2017	<u>\$ -</u>
Set-aside balance June 30, 2016	<u>\$ -</u>

NOTE 18 - OPERATING LEASE - LESSOR DISCLOSURE

On June 30, 2005, the District and the Stark County District Library (the "Library") entered into an agreement in which the Library would lease a 12,000 square foot area which is part of the new library facility constructed at Glen Oak High School. During fiscal year 2006, the Library contributed \$1,716,913 to the District towards the construction of the new library. Included in this contribution is a \$1,538,520 one-time lease payment/construction payment for the term of ten years. Revenue from the lease is recognized as revenue in the year it is earned, with \$153,852 recognized in fiscal year 2016.

**PLAIN LOCAL SCHOOL DISTRICT
STARK COUNTY, OHIO**

NOTES TO THE BASIC FINANCIAL STATEMENTS
FOR THE FISCAL YEAR ENDED JUNE 30, 2016

NOTE 18 - OPERATING LEASE - LESSOR DISCLOSURE - (Continued)

On May 20, 2015, the District approved a renewal to the lease for another ten year period beginning on July 1, 2016 with no termination in the first five years. There is no annual lease payment due to the District. The Library will continue to pay operating costs as per the current contract.

The Library paid operating costs of \$7.04 per square foot on 12,000 square feet of the library facility during fiscal year 2016. The square footage rate is adjusted annually based on actual operating costs for the 10 year lease term.

NOTE 19 - OTHER COMMITMENTS

The District utilizes encumbrance accounting as part of its budgetary controls. Encumbrances outstanding at year-end may be reported as part of restricted, committed, or assigned classifications of fund balance. At year-end, the District's commitments for encumbrances (less any amounts included in payables) in the governmental funds were as follows:

<u>Fund Type</u>	<u>Year-End Encumbrances</u>
General fund	\$ 1,406,553
Nonmajor governmental funds	<u>1,849</u>
Total	<u>\$ 1,408,402</u>

REQUIRED SUPPLEMENTARY INFORMATION

**PLAIN LOCAL SCHOOL DISTRICT
STARK COUNTY, OHIO**

SCHEDULES OF REQUIRED SUPPLEMENTARY INFORMATION

SCHEDULE OF THE DISTRICT'S PROPORTIONATE SHARE OF
THE NET PENSION LIABILITY
SCHOOL EMPLOYEES RETIREMENT SYSTEM (SERS) OF OHIO

LAST THREE FISCAL YEARS

	<u>2016</u>	<u>2015</u>	<u>2014</u>
District's proportion of the net pension liability	0.26383420%	0.25876500%	0.25876500%
District's proportionate share of the net pension liability	\$ 15,054,635	\$ 13,095,949	\$ 15,387,924
District's covered-employee payroll	\$ 7,942,785	\$ 7,519,206	\$ 7,420,383
District's proportionate share of the net pension liability as a percentage of its covered-employee payroll	189.54%	174.17%	207.37%
Plan fiduciary net position as a percentage of the total pension liability	69.16%	71.70%	65.52%

Note: Information prior to fiscal year 2014 was unavailable.

Amounts presented for each fiscal year were determined as of the District's measurement date, which is the prior fiscal year-end.

**PLAIN LOCAL SCHOOL DISTRICT
STARK COUNTY, OHIO**

SCHEDULES OF REQUIRED SUPPLEMENTARY INFORMATION

SCHEDULE OF THE DISTRICT'S PROPORTIONATE SHARE OF
THE NET PENSION LIABILITY
STATE TEACHERS RETIREMENT SYSTEM (STRS) OF OHIO

LAST THREE FISCAL YEARS

	<u>2016</u>	<u>2015</u>	<u>2014</u>
District's proportion of the net pension liability	0.19160749%	0.19255627%	0.19255627%
District's proportionate share of the net pension liability	\$ 52,954,706	\$ 46,836,349	\$ 55,791,152
District's covered-employee payroll	\$ 20,427,407	\$ 19,673,938	\$ 21,451,908
District's proportionate share of the net pension liability as a percentage of its covered-employee payroll	259.23%	238.06%	260.08%
Plan fiduciary net position as a percentage of the total pension liability	72.10%	74.70%	69.30%

Note: Information prior to fiscal year 2014 was unavailable.

Amounts presented for each fiscal year were determined as of the District's measurement date, which is the prior fiscal year-end.

**PLAIN LOCAL SCHOOL DISTRICT
STARK COUNTY, OHIO**

SCHEDULES OF REQUIRED SUPPLEMENTARY INFORMATION

SCHEDULE OF DISTRICT CONTRIBUTIONS
SCHOOL EMPLOYEES RETIREMENT SYSTEM (SERS) OF OHIO

	LAST TEN FISCAL YEARS			
	<u>2016</u>	<u>2015</u>	<u>2014</u>	<u>2013</u>
Contractually required contribution	\$ 1,175,891	\$ 1,046,859	\$ 1,042,162	\$ 1,026,981
Contributions in relation to the contractually required contribution	<u>(1,175,891)</u>	<u>(1,046,859)</u>	<u>(1,042,162)</u>	<u>(1,026,981)</u>
Contribution deficiency (excess)	<u>\$ -</u>	<u>\$ -</u>	<u>\$ -</u>	<u>\$ -</u>
District's covered-employee payroll	\$ 8,399,221	\$ 7,942,785	\$ 7,519,206	\$ 7,420,383
Contributions as a percentage of covered-employee payroll	14.00%	13.18%	13.86%	13.84%

<u>2012</u>	<u>2011</u>	<u>2010</u>	<u>2009</u>	<u>2008</u>	<u>2007</u>
\$ 1,037,617	\$ 975,276	\$ 989,327	\$ 667,105	\$ 711,641	\$ 786,866
<u>(1,037,617)</u>	<u>(975,276)</u>	<u>(989,327)</u>	<u>(667,105)</u>	<u>(711,641)</u>	<u>(786,866)</u>
<u>\$ -</u>	<u>\$ -</u>	<u>\$ -</u>	<u>\$ -</u>	<u>\$ -</u>	<u>\$ -</u>
\$ 7,714,625	\$ 7,758,759	\$ 7,306,699	\$ 6,779,522	\$ 7,246,853	\$ 7,367,659
13.45%	12.57%	13.54%	9.84%	9.82%	10.68%

**PLAIN LOCAL SCHOOL DISTRICT
STARK COUNTY, OHIO**

SCHEDULES OF REQUIRED SUPPLEMENTARY INFORMATION

SCHEDULE OF DISTRICT CONTRIBUTIONS
STATE TEACHERS RETIREMENT SYSTEM (STRS) OF OHIO

	LAST TEN FISCAL YEARS			
	<u>2016</u>	<u>2015</u>	<u>2014</u>	<u>2013</u>
Contractually required contribution	\$ 2,822,942	\$ 2,859,837	\$ 2,557,612	\$ 2,788,748
Contributions in relation to the contractually required contribution	<u>(2,822,942)</u>	<u>(2,859,837)</u>	<u>(2,557,612)</u>	<u>(2,788,748)</u>
Contribution deficiency (excess)	<u>\$ -</u>	<u>\$ -</u>	<u>\$ -</u>	<u>\$ -</u>
District's covered-employee payroll	\$ 20,163,871	\$ 20,427,407	\$ 19,673,938	\$ 21,451,908
Contributions as a percentage of covered-employee payroll	14.00%	14.00%	13.00%	13.00%

<u>2012</u>	<u>2011</u>	<u>2010</u>	<u>2009</u>	<u>2008</u>	<u>2007</u>
\$ 2,999,304	\$ 3,023,902	\$ 3,040,822	\$ 3,075,596	\$ 3,109,169	\$ 3,097,975
<u>(2,999,304)</u>	<u>(3,023,902)</u>	<u>(3,040,822)</u>	<u>(3,075,596)</u>	<u>(3,109,169)</u>	<u>(3,097,975)</u>
<u>\$ -</u>	<u>\$ -</u>	<u>\$ -</u>	<u>\$ -</u>	<u>\$ -</u>	<u>\$ -</u>
\$ 23,071,569	\$ 23,260,785	\$ 23,390,938	\$ 23,658,431	\$ 23,916,685	\$ 23,830,577
13.00%	13.00%	13.00%	13.00%	13.00%	13.00%

**PLAIN LOCAL SCHOOL DISTRICT
STARK COUNTY, OHIO**

NOTES TO REQUIRED SUPPLEMENTARY INFORMATION
FOR THE FISCAL YEAR ENDED JUNE 30, 2016

SCHOOL EMPLOYEES RETIREMENT SYSTEM (SERS) OF OHIO

Changes in benefit terms : There were no changes in benefit terms from the amounts reported for fiscal years 2014 - 2016.

Changes in assumptions : There were no changes in methods and assumptions used in the calculation of actuarial determined contributions for fiscal years 2014 - 2016. See the notes to the basic financials for the methods and assumptions in this calculation.

STATE TEACHERS RETIREMENT SYSTEM (STRS) OF OHIO

Changes in benefit terms : There were no changes in benefit terms from the amounts reported for fiscal years 2014 - 2016.

Changes in assumptions : There were no changes in methods and assumptions used in the calculation of actuarial determined contributions for fiscal years 2014 - 2016. See the notes to the basic financials for the methods and assumptions in this calculation.

**PLAIN LOCAL SCHOOL DISTRICT
STARK COUNTY**

**SCHEDULE OF EXPENDITURES OF FEDERAL AWARDS
FOR THE YEAR ENDED JUNE 30, 2016**

FEDERAL GRANTOR Pass Through Grantor Program / Cluster Title	Federal CFDA Number	Pass Through Entity Identifying Number	Total Federal Expenditures	Total Federal Non-Cash Expenditures
U.S. DEPARTMENT OF AGRICULTURE				
<i>Passed Through Ohio Department of Education</i>				
Child Nutrition Cluster:				
School Breakfast Program	10.553	049932-3L70-2016	\$272,851	
National School Lunch Program	10.555	049932-3L60-2016	1,206,525	\$153,200
Summer Food Service Program for Children	10.559	049932-3GE0-2016	62,571	
Total Child Nutrition Cluster			<u>1,541,947</u>	<u>153,200</u>
Team Nutrition Grants	10.574	049932-3GF0-2016	5,400	
Total U.S. Department of Agriculture			<u>1,547,347</u>	<u>153,200</u>
U.S. DEPARTMENT OF EDUCATION				
<i>Passed Through Ohio Department of Education</i>				
Title I Grants to Local Educational Agencies	84.010	049932-3M00-2015	168,153	
Title I Grants to Local Educational Agencies	84.010	049932-3M00-2016	1,001,762	
Total Title I Grants to Local Educational Agencies			<u>1,169,915</u>	
Special Education Cluster:				
Special Education Grants to States	84.027	049932-3M20-2015	136,092	
Special Education Grants to States	84.027	049932-3M20-2016	1,060,588	
Special Education Preschool Grants	84.173	049932-3C50-2016	23,632	
Total Special Education Cluster			<u>1,220,312</u>	
Career and Technical Education Basic Grants to States	84.048	049932-3L90-2015	14,817	
Career and Technical Education Basic Grants to States	84.048	049932-3L90-2016	214,302	
Total Career and Technical Education Basic Grants to States			<u>229,119</u>	
Supporting Effective Instruction State Grant	84.367	049932-3Y60-2015	34,526	
Supporting Effective Instruction State Grant	84.367	049932-3Y60-2016	158,033	
Total Supporting Effective Instruction State Grant			<u>192,559</u>	
Total U.S. Department of Education			<u>2,811,905</u>	
Total Expenditures of Federal Awards			<u>\$4,359,252</u>	<u>\$153,200</u>

The accompanying notes are an integral part of this schedule.

**PLAIN LOCAL SCHOOL DISTRICT
STARK COUNTY**

**NOTES TO THE SCHEDULE OF EXPENDITURES OF FEDERAL AWARDS
2 CFR 200.510(b)(6)
FOR THE YEAR ENDED JUNE 30, 2016**

NOTE A – BASIS OF PRESENTATION

The accompanying Schedule of Expenditures of Federal Awards (the Schedule) includes the federal award activity of Plain Local School District (the District) under programs of the federal government for the year ended June 30, 2016. The information on this Schedule is prepared in accordance with the requirements of Title 2 U.S. Code of Federal Regulations Part 200, *Uniform Administrative Requirements, Cost Principles, and Audit Requirements for Federal Awards* (Uniform Guidance). Because the Schedule presents only a selected portion of the operations of the District, it is not intended to and does not present the financial position or changes in net position of the District.

NOTE B – SUMMARY OF SIGNIFICANT ACCOUNTING POLICIES

Expenditures reported on the Schedule are reported on the cash basis of accounting. Such expenditures are recognized following either the cost principles contained in OMB Circular A-87 *Cost Principles for State, Local, and Indian Tribal Governments* (codified in 2 CFR Part 225), or the cost principles contained in Title 2 U.S. Code of Federal Regulations Part 200, *Uniform Administrative Requirements, Cost Principles, and Audit Requirements for Federal Awards*, wherein certain types of expenditures may or may not be allowable or may be limited as to reimbursement. The District has elected not to use the 10-percent de minimis indirect cost rate as allowed under the Uniform Guidance.

NOTE C - CHILD NUTRITION CLUSTER

The District commingles cash receipts from the U.S. Department of Agriculture with similar State grants. When reporting expenditures on this Schedule, the District assumes it expends federal monies first.

NOTE D – FOOD DONATION PROGRAM

The District reports commodities consumed on the Schedule at the entitlement value. The District allocated donated food commodities to the respective program that benefitted from the use of those donated food commodities.

NOTE E - TRANSFERS BETWEEN PROGRAM YEARS

Federal regulations require schools to obligate certain federal awards by June 30. However, with ODE's consent, schools can transfer unobligated amounts to the subsequent fiscal year's program. The District transferred the following amounts from 2016 to 2017 programs:

<u>Program Title</u>	<u>CFDA Number</u>	<u>Amt. Transferred</u>
Title I Grants to Local Educational Agencies	84.010	\$ 157,624
Special Education Grants to States	84.027	\$ 73,091
Supporting Effective Instruction State Grant	84.367	\$ 168



Dave Yost • Auditor of State

INDEPENDENT AUDITOR'S REPORT ON INTERNAL CONTROL OVER FINANCIAL REPORTING AND ON COMPLIANCE AND OTHER MATTERS REQUIRED BY *GOVERNMENT AUDITING STANDARDS*

Plain Local School District
Stark County
901 44th Street NW
Canton, Ohio 44701

To the Board of Education:

We have audited, in accordance with auditing standards generally accepted in the United States and the Comptroller General of the United States' *Government Auditing Standards*, the financial statements of the governmental activities, the major fund, and the aggregate remaining fund information of the Plain Local School District, Stark County, (the District) as of and for the year ended June 30, 2016, and the related notes to the financial statements, which collectively comprise the District's basic financial statements and have issued our report thereon dated November 30, 2016.

Internal Control Over Financial Reporting

As part of our financial statement audit, we considered the District's internal control over financial reporting (internal control) to determine the audit procedures appropriate in the circumstances to the extent necessary to support our opinion on the financial statements, but not to the extent necessary to opine on the effectiveness of the District's internal control. Accordingly, we have not opined on it.

A *deficiency in internal control* exists when the design or operation of a control does not allow management or employees, when performing their assigned functions, to prevent, or detect and timely correct misstatements. A *material weakness* is a deficiency, or combination of internal control deficiencies resulting in a reasonable possibility that internal control will not prevent or detect and timely correct a material misstatement of the District's financial statements. A *significant deficiency* is a deficiency, or a combination of deficiencies, in internal control that is less severe than a material weakness, yet important enough to merit attention by those charged with governance.

Our consideration of internal control was for the limited purpose described in the first paragraph of this section and was not designed to identify all internal control deficiencies that might be material weaknesses or significant deficiencies. Given these limitations, we did not identify any deficiencies in internal control that we consider material weaknesses. However, unidentified material weaknesses may exist.

Compliance and Other Matters

As part of reasonably assuring whether the District's financial statements are free of material misstatement, we tested its compliance with certain provisions of laws, regulations, contracts, and grant agreements, noncompliance with which could directly and materially affect the determination of financial statement amounts. However, opining on compliance with those provisions was not an objective of our audit and accordingly, we do not express an opinion. The results of our tests disclosed no instances of noncompliance or other matters we must report under *Government Auditing Standards*.

101 Central Plaza South, 700 Chase Tower, Canton, Ohio 44702-1509
Phone: 330-438-0617 or 800-443-9272 Fax: 330-471-0001

www.ohioauditor.gov

Purpose of this Report

This report only describes the scope of our internal control and compliance testing and our testing results, and does not opine on the effectiveness of the District's internal control or on compliance. This report is an integral part of an audit performed under *Government Auditing Standards* in considering the District's internal control and compliance. Accordingly, this communication is not suitable for any other purpose.

A handwritten signature in black ink that reads "Dave Yost". The signature is written in a cursive style with a large, looping "D" and "Y".

Dave Yost
Auditor of State
Columbus, Ohio

November 30, 2016



Dave Yost • Auditor of State

INDEPENDENT AUDITOR'S REPORT ON COMPLIANCE WITH REQUIREMENTS APPLICABLE TO THE MAJOR FEDERAL PROGRAM AND ON INTERNAL CONTROL OVER COMPLIANCE REQUIRED BY THE UNIFORM GUIDANCE

Plain Local School District
Stark County
901 44th Street NW
Canton, Ohio 44709

To the Board of Education:

Report on Compliance for the Major Federal Program

We have audited the Plain Local School District's (the District) compliance with the applicable requirements described in the U.S. Office of Management and Budget (OMB) *Compliance Supplement* that could directly and materially affect the Plain Local School District's major federal program for the year ended June 30, 2016. The *Summary of Auditor's Results* in the accompanying schedule of findings identifies the District's major federal program.

Management's Responsibility

The District's Management is responsible for complying with federal statutes, regulations, and the terms and conditions of its federal awards applicable to its federal program.

Auditor's Responsibility

Our responsibility is to opine on the District's compliance for the District's major federal program based on our audit of the applicable compliance requirements referred to above. Our compliance audit followed auditing standards generally accepted in the United States of America; the standards for financial audits included in the Comptroller General of the United States' *Government Auditing Standards*; and the audit requirements of Title 2 U.S. *Code of Federal Regulations* Part 200, *Uniform Administrative Requirements, Cost Principles, and Audit Requirements for Federal Awards* (Uniform Guidance). These standards and the Uniform Guidance require us to plan and perform the audit to reasonably assure whether noncompliance with the applicable compliance requirements referred to above that could directly and materially affect a major federal program occurred. An audit includes examining, on a test basis, evidence about the District's compliance with those requirements and performing such other procedures as we considered necessary in the circumstances.

We believe our audit provides a reasonable basis for our compliance opinion on the District's major program. However, our audit does not provide a legal determination of the District's compliance.

Opinion on the Major Federal Program

In our opinion, the Plain Local School District complied, in all material respects with the compliance requirements referred to above that could directly and materially affect its major federal program for the year ended June 30, 2016.

Report on Internal Control Over Compliance

The District's management is responsible for establishing and maintaining effective internal control over compliance with the applicable compliance requirements referred to above. In planning and performing our compliance audit, we considered the District's internal control over compliance with the applicable requirements that could directly and materially affect a major federal program, to determine our auditing procedures appropriate for opining on each major federal program's compliance and to test and report on internal control over compliance in accordance with the Uniform Guidance, but not to the extent needed to opine on the effectiveness of internal control over compliance. Accordingly, we have not opined on the effectiveness of the District's internal control over compliance.

A deficiency in internal control over compliance exists when the design or operation of a control over compliance does not allow management or employees, when performing their assigned functions, to prevent, or to timely detect and correct, noncompliance with a federal program's applicable compliance requirement. A *material weakness in internal control over compliance* is a deficiency, or combination of deficiencies, in internal control over compliance, such that there is a reasonable possibility that material noncompliance with a federal program compliance requirement will not be prevented, or timely detected and corrected. A *significant deficiency in internal control over compliance* is a deficiency, or a combination of deficiencies, in internal control over compliance with federal program's applicable compliance requirement that is less severe than a material weakness in internal control over compliance, yet important enough to merit attention by those charged with governance.

Our consideration of internal control over compliance was for the limited purpose described in the first paragraph of this section and would not necessarily identify all deficiencies in internal control over compliance that might be material weaknesses or significant deficiencies. We did not identify any deficiencies in internal control over compliance that we consider to be material weaknesses. However, material weaknesses may exist that have not been identified.

This report only describes the scope of our internal control over compliance tests and the results of this testing based on Uniform Guidance requirements. Accordingly, this report is not suitable for any other purpose.



Dave Yost
Auditor of State
Columbus, Ohio

November 30, 2016

**PLAIN LOCAL SCHOOL DISTRICT
STARK COUNTY**

**SCHEDULE OF FINDINGS
2 CFR § 200.515
JUNE 30, 2016**

1. SUMMARY OF AUDITOR'S RESULTS

<i>(d)(1)(i)</i>	Type of Financial Statement Opinion	Unmodified
<i>(d)(1)(ii)</i>	Were there any material weaknesses in internal control reported at the financial statement level (GAGAS)?	No
<i>(d)(1)(ii)</i>	Were there any significant deficiencies in internal control reported at the financial statement level (GAGAS)?	No
<i>(d)(1)(iii)</i>	Was there any reported material noncompliance at the financial statement level (GAGAS)?	No
<i>(d)(1)(iv)</i>	Were there any material internal control weaknesses reported for major federal programs?	No
<i>(d)(1)(iv)</i>	Were there any significant deficiencies in internal control reported for major federal programs?	No
<i>(d)(1)(v)</i>	Type of Major Programs' Compliance Opinion	Unmodified
<i>(d)(1)(vi)</i>	Are there any reportable findings under 2 CFR §200.516(a)?	No
<i>(d)(1)(vii)</i>	Major Programs (list):	Special Education Cluster CFDA 84.027 and 84.173
<i>(d)(1)(viii)</i>	Dollar Threshold: Type A/B Programs	Type A: > \$ 750,000 Type B: all others
<i>(d)(1)(ix)</i>	Low Risk Auditee under 2 CFR §200.520?	Yes

**2. FINDINGS RELATED TO THE FINANCIAL STATEMENTS
REQUIRED TO BE REPORTED IN ACCORDANCE WITH GAGAS**

None

3. FINDINGS AND QUESTIONED COSTS FOR FEDERAL AWARDS

None

THIS PAGE INTENTIONALLY LEFT BLANK.

PLAIN LOCAL SCHOOL DISTRICT
STARK COUNTY

SUMMARY SCHEDULE OF PRIOR AUDIT FINDINGS
JUNE 30, 2016

Finding Number	Finding Summary	Status	Additional Information
2015-001	Finding for Recovery – The District paid incorrect amounts to retirees with more than 200 days in sick leave.	Corrected	

This page intentionally left blank.



Dave Yost • Auditor of State

PLAIN LOCAL SCHOOL DISTRICT

STARK COUNTY

CLERK'S CERTIFICATION

This is a true and correct copy of the report which is required to be filed in the Office of the Auditor of State pursuant to Section 117.26, Revised Code, and which is filed in Columbus, Ohio.

Susan Babbitt

CLERK OF THE BUREAU

CERTIFIED
DECEMBER 15, 2016