

***CITY OF RITTMAN***

**WAYNE COUNTY, OHIO**

**AUDIT REPORT**

**For the Year Ended December 31, 2015**







# Dave Yost • Auditor of State

City Council  
City of Rittman  
30 N. Main Street  
Rittman, OH 44270

We have reviewed the *Independent Auditor's Report* of the City of Rittman, Wayne County, prepared by Charles E. Harris & Associates, Inc., for the audit period January 1, 2015 through December 31, 2015. Based upon this review, we have accepted these reports in lieu of the audit required by Section 117.11, Revised Code. The Auditor of State did not audit the accompanying financial statements and, accordingly, we are unable to express, and do not express an opinion on them.

Our review was made in reference to the applicable sections of legislative criteria, as reflected by the Ohio Constitution, and the Revised Code, policies, procedures and guidelines of the Auditor of State, regulations and grant requirements. The City of Rittman is responsible for compliance with these laws and regulations.

A handwritten signature in black ink that reads "Dave Yost".

Dave Yost  
Auditor of State

September 9, 2016

**This page intentionally left blank.**

**CITY OF RITTMAN**  
**WAYNE COUNTY, OHIO**  
**Audit Report**  
**For the Year Ended December 31, 2015**

**TABLE OF CONTENTS**

<b><u>TITLE</u></b>	<b><u>PAGE</u></b>
Independent Auditor's Report on Internal Control Over Financial Reporting and on Compliance and Other Matters Required by <i>Government Auditing Standards</i>	1-2
Schedule of Prior Audit Findings	3

**This page intentionally left blank.**

Rockefeller Building  
614 W Superior Ave Ste 1242  
Cleveland OH 44113-1306  
Office phone - (216) 575-1630  
Fax - (216) 436-2411

***Charles E. Harris & Associates, Inc.***  
*Certified Public Accountants*

---

**INDEPENDENT AUDITOR'S REPORT ON INTERNAL CONTROL OVER  
FINANCIAL REPORTING AND ON COMPLIANCE AND OTHER MATTERS  
REQUIRED BY GOVERNMENT AUDITING STANDARDS**

City of Rittman  
Wayne County  
30 North Main Street  
Rittman, Oh 44270

To the Members of Council:

We have audited, in accordance with auditing standards generally accepted in the United States and the Comptroller General of the United States' *Government Auditing Standards*, the financial statements of the governmental activities, the business-type activities, each major fund, and the aggregate remaining fund information of the City of Rittman, Wayne County, Ohio (the City) as of and for the year ended December 31, 2015, and the related notes to the financial statements, which collectively comprise the City's basic financial statements and have issued our report thereon dated June 24, 2016. We noted the City adopted new accounting guidance in Governmental Accounting Standards Board (GASB) Statement No. 68, *Accounting and Financial Reporting for Pensions – an Amendment of GASB Statement No. 27* and GASB Statement No. 71, *Pension Transition for Contributions Made Subsequent to the Measurement Date - an Amendment of GASB Statement No. 68*.

***Internal Control Over Financial Reporting***

As part of our financial statement audit, we considered the City's internal control over financial reporting (internal control) to determine the audit procedures appropriate in the circumstances to the extent necessary to support our opinions on the financial statements, but not to the extent necessary to opine on the effectiveness of the City's internal control. Accordingly, we have not opined on it.

A *deficiency in internal control* exists when the design or operation of a control does not allow management or employees, when performing their assigned functions, to prevent, or detect and timely correct misstatements. A *material weakness* is a deficiency, or combination of internal control deficiencies resulting in a reasonable possibility that internal control will not prevent or detect and timely correct a material misstatement of the City's financial statements. A *significant deficiency* is a deficiency, or a combination of deficiencies, in internal control that is less severe than a material weakness, yet important enough to merit attention by those charged with governance.


Our consideration of internal control was for the limited purpose described in the first paragraph of this section and was not designed to identify all internal control deficiencies that might be material weaknesses or significant deficiencies. Given these limitations, we did not identify any deficiencies in internal control that we consider material weaknesses. However, unidentified material weaknesses may exist.

***Compliance and Other Matters***

As part of reasonably assuring whether the City's financial statements are free of material misstatement, we tested its compliance with certain provisions of laws, regulations, contracts, and grant agreements, noncompliance with which could directly and materially affect the determination of financial statement amounts. However, opining on compliance with those provisions was not an objective of our audit and accordingly, we do not express an opinion. The results of our tests disclosed no instances of noncompliance or other matters we must report under *Government Auditing Standards*.

***Purpose of this Report***

This report only describes the scope of our internal control and compliance testing and our testing results, and does not opine on the effectiveness of the City's internal control or on compliance. This report is an integral part of an audit performed under *Government Auditing Standards* in considering the City's internal control and compliance. Accordingly, this communication is not suitable for any other purpose.



***Charles E. Harris & Associates, Inc.***

June 24, 2016



CITY OF RITTMAN  
WAYNE COUNTY, OHIO

SCHEDULE OF PRIOR AUDIT FINDINGS  
December 31, 2015

FINDING NUMBER	FUNDING SUMMARY	FULLY CORRECTED?	Not Corrected. Partially Corrected; Significantly Different Corrective Action Taken; or Finding No Longer Valid; Explain
2014-001	Material Weakness – Internal Control over Financial Reporting	Yes	Finding No Longer Valid
2014-002	Noncompliance – Appropriations Exceeding Estimated Resources	Yes	Finding No Longer Valid

**This page intentionally left blank.**

# CITY OF RITTMAN, OHIO



Comprehensive Annual Financial Report

For the Year Ended  
December 31, 2015



**City of Rittman  
Wayne County, Ohio**

**Comprehensive Annual Financial Report  
For the Year Ended December 31, 2015**

Issued by: Finance Department  
Pamela Keener, Finance Director



# **INTRODUCTORY SECTION**





**City of Rittman**  
**Wayne County, Ohio**  
*Comprehensive Annual Financial Report*  
*For the Year Ended December 31, 2015*

Table of Contents

<b>Introductory Section</b>	<b>Page</b>
Table of Contents .....	i
Letter of Transmittal .....	v
List of Principal Officials.....	ix
Organizational Chart.....	x
Certificate of Achievement for Excellence in Financial Reporting .....	xi
 <b>Financial Section</b>	
Independent Auditor’s Report.....	1
Management’s Discussion and Analysis.....	5
Basic Financial Statements:	
<i>Government-wide Financial Statements:</i>	
Statement of Net Position.....	15
Statement of Activities .....	16
<i>Fund Financial Statements:</i>	
Balance Sheet – Governmental Funds.....	18
Reconciliation of Total Governmental Fund Balances to Net Position of Governmental Activities .....	19
Statement of Revenues, Expenditures and Changes in Fund Balances – Governmental Funds .....	20
Reconciliation of the Statement of Revenues, Expenditures and Changes in Fund Balances of Governmental Funds to the Statement of Activities .....	21
Statement of Revenues, Expenditures and Changes in Fund Balance – Budget (Non-GAAP Basis) and Actual – General Fund .....	22
Statement of Revenues, Expenditures and Changes in Fund Balance – Budget (Non-GAAP Basis) and Actual – Emergency Medical Service Fund .....	23
Statement of Revenues, Expenditures and Changes in Fund Balance – Budget (Non-GAAP Basis) and Actual – Fire Department Levy Fund .....	24
Statement of Fund Net Position – Proprietary Funds .....	25

**City of Rittman**  
**Wayne County, Ohio**  
*Comprehensive Annual Financial Report*  
*For the Year Ended December 31, 2015*

Table of Contents (continued)

Statement of Revenues, Expenses and Changes in Fund Net Position – Proprietary Funds .....	26
Statement of Cash Flows – Proprietary Funds .....	27
Statement of Fiduciary Assets and Liabilities – Agency Funds .....	28
Notes to the Basic Financial Statements .....	29
 Required Supplementary Information:	
Schedule of the City’s Proportionate Share of the Net Pension Asset/Liability .....	69
Schedule of City Contributions .....	70
 Combining Statements and Individual Fund Schedules:	
<i>Combining Statements - Nonmajor Funds:</i>	
Description of Funds .....	74
Combining Balance Sheet – Nonmajor Governmental Funds .....	76
Combining Statement of Revenues, Expenditures and Changes in Fund Balances – Nonmajor Governmental Funds .....	77
Combining Balance Sheet – Nonmajor Special Revenue Funds .....	78
Combining Statement of Revenues, Expenditures and Changes in Fund Balances – Nonmajor Special Revenue Funds .....	80
 Governmental Funds Individual Fund Schedules of Revenues, Expenditures and Changes in Fund Balance – Budget (Non-GAAP Basis) and Actual:	
Major Funds:	
General Fund .....	84
Emergency Medical Service Fund .....	87
Fire Department Levy Fund .....	88
Capital Improvements Fund .....	89
Non-Major Funds:	
Street Maintenance and Repair Fund .....	90
State Highway Fund .....	91
Permissive Tax Fund .....	92
Permissive Tax II Fund .....	93
Police Pension Fund .....	94
Law Enforcement and Education Fund .....	95
Law Enforcement Fund .....	96
Education and Recreation Assistance Fund .....	97
Debt Retirement Fund .....	98
Cemetery Endowment Fund .....	99

**City of Rittman**  
**Wayne County, Ohio**  
*Comprehensive Annual Financial Report*  
*For the Year Ended December 31, 2015*


Table of Contents (continued)

Individual Fund Schedules of Revenues, Expenses and Changes in Net Position - Budget (Non-GAAP Basis) and Actual:	
Major Funds:	
Water Fund .....	100
Sewer Fund.....	102
Solid Waste Fund .....	103
<i>Combining Statements - Agency Funds:</i>	
Description of Funds .....	104
Combining Statement of Fiduciary Assets and Liabilities .....	105
Combining Statement of Changes in Fiduciary Assets and Liabilities – Agency Funds .....	106
 <b>Statistical Section</b>	
Table of Contents .....	S-1
Net Position by Component - Last Ten Years (Accrual Basis of Accounting) .....	S-2
Changes in Net Position - Last Ten Years (Accrual Basis of Accounting) .....	S-4
Fund Balances of Governmental Funds Last Ten Years (Modified Accrual Basis of Accounting) .....	S-8
Changes in Fund Balances of Governmental Funds Last Ten Years (Modified Accrual Basis of Accounting) .....	S-10
Assessed Valuation and Estimated Actual Values of Taxable Property Last Ten Years.....	S-12
Property Tax Rates – Direct and Overlapping Governments Last Ten Years.....	S-14
Income Tax Revenue Base and Collections (Cash Basis) – Last Ten Years .....	S-15
Ratio of Outstanding Debt by Type – Last Ten Years.....	S-16
Ratio of Outstanding Debt to Assessed Value and Net Bonded Debt per Capita – Last Ten Years .....	S-18
Computation of Direct and Overlapping Governmental Activities Debt.....	S-19
Legal Debt Margin – Last Ten Years.....	S-20

**City of Rittman**  
**Wayne County, Ohio**  
*Comprehensive Annual Financial Report*  
*For the Year Ended December 31, 2015*

Table of Contents (continued)

Schedules of Ratio of Annual Debt Service Expenditures for General Bonded Debt to Total General Government Expenditures and Revenue Bond Coverage – Last Ten Years .....	S-22
Principal Employers – 2015 and 2006 .....	S-23
Demographic and Economic Statistics – Last Ten Years .....	S-24
City Government Employees by Function/Program – Last Ten Years.....	S-25
Operating Indicators by Function/Program – Last Ten Years .....	S-26
Capital Assets Statistics by Function/Program – Last Ten Years .....	S-30



**The City of Rittman Offices**

30 North Main Street  
Rittman, Ohio 44270  
330-925-2064  
[www.rittman.com](http://www.rittman.com)

Pamela Keener  
Finance Director  
[pkeener@rittman.com](mailto:pkeener@rittman.com)

June 24, 2016

Members of Rittman City Council and  
Citizens of Rittman, Ohio

The Comprehensive Annual Financial Report (CAFR) of the City of Rittman (the “City”) for the fiscal year ending December 31, 2015 is hereby submitted. Responsibility for both the accuracy of the data and the completeness and fairness of the presentation, including all disclosures, rests with the City's management. To the best of our knowledge and belief, the enclosed data is accurate in all material respects and is reported in a manner designed to present fairly the financial position and results of operations of the City. All disclosures necessary to enable the reader to gain an understanding of the City's financial activities have been included.

Management's discussion and analysis (MD&A) immediately follows the Independent Auditor's Report. The MD&A provides a narrative introduction, overview and analysis of the basic financial statements and complements this letter of transmittal and should be read in conjunction with it.

The City's Finance Department is responsible for management's representations concerning the finances of the City. Consequently, management assumes full responsibility for the completeness and reliability of the information contained in this report, based upon a comprehensive framework of internal control that it has established for this purpose. Because the cost of internal control should not exceed its anticipated benefits, the objective is to provide reasonable, rather than absolute, assurance that the financial statements are free of any material misstatements.

In developing and revising the City's accounting and reporting control systems, consideration is given to the adequacy of internal controls to provide reasonable, but not absolute assurance regarding the safeguarding of assets from loss, theft, or misuse and reliability of financial records for preparing the City's financial statements in conformity with GAAP and maintaining accountability for assets. The concept of reasonable assurance recognizes that the cost of a control should not exceed the benefits likely to be derived, and the evaluation of costs and benefits requires estimates and judgments by management.

As management, we believe the data presented is accurate in all material aspects and that all disclosures necessary to enable the reader to acquire the maximum understanding of the City's financial activity have been included.

## **The City of Rittman**

The City of Rittman is located in the north central part of the State of Ohio, within the boundaries of Wayne and Medina Counties. The City of Rittman is a home rule municipal corporation under the laws of the State of Ohio and, as such, operates under its own charter. The current charter was adopted in 1960 and has undergone three amendments since that time. The government consists of a Mayor and 6-member council.

The Mayor and all members of City Council are elected to 4-year terms. All of these officials are elected on an at-large basis.

The City provides the full range of municipal services addressed in its charter. These services include police, fire, public health, recreation and parks, street and sidewalks, water, sewer, and solid waste programs, planning and zoning, and general administrative services.

For financial reporting purposes, the City includes in this report all funds, agencies, boards, and commissions that are controlled by, or dependent on, the City's legislative branch. "Controlled by" or "dependent on" the City is determined on the basis of budget adoption, taxing authority, outstanding debts secured by revenues or general taxing authority of the City, and/or the City's obligation to fund any deficits that may occur.

The annual budget serves as the foundation for the City's financial planning and control. The City complies with the requirements of the Ohio Revised Code in the adoption of the Budget. Appropriations for the operation of various City departments are established through the passage of an ordinance by City Council. Budgetary control is facilitated through the maintenance of an encumbrance system for purchase orders, and through the use of the City's automated financial system.

The appropriated budget is prepared by fund, (e.g., General Fund), department (e.g., Police) and line item (e.g., Personal Services). The City Council may pass supplemental appropriations at any time by ordinance. Budget-to-actual comparisons are provided in this report for each individual fund for which an appropriated annual budget has been adopted. The General Fund is presented in the basic financial statements, beginning on page 22. For other funds, this comparison is presented in the governmental fund subsection of this report, which starts on page 84.

## **2015 Initiatives**

The City's infrastructure was improved in 2015 with a \$550,000 waterline replacement and street resurfacing project on N. Main Street. The City received a \$250,000 grant and \$250,000 loan from OPWC for this project. The construction of the \$463,200 septage receiving station was also finalized in 2015. City management anticipates the septage receiving station will pay for itself in a few years and any increased revenues can then be used for future sewer projects, debt service payments, and/or possible reduction in the sewer portion of the utility bills.

## **Development Activities**

As reported previously, the 300 acre site that was once Rittman's largest employer was purchased by Hull and Associates under the company name of Urban Renewables II (URII). The City entered into a development agreement with URII to assist them in water treatment to help speed up the cleanup process. This agreement allows the City to have some control with the future of how the land is developed. The buildings of the old paper plant were demolished and cleared in 2014. The project was somewhat delayed in 2015 due to issues with the Ohio EPA. Eventually, URII was able to negotiate with the Ohio EPA to get what is called a Voluntary Action Program agreement; this allowed them to address EPA requirements in a financially feasible manner. The City continues to work with Wayne Economic Development Council (WEDC) and Jobs Ohio to market this land as a new Industrial Park for the City. WEDC and URII are excited about this property as it is the only site available at this time in Wayne County with two separate rail spurs and with close proximity to the interstate system, to service new manufacturing facilities.

## **Long-term Financial Planning**

In an effort to be proactive instead of reactive, the City continually evaluates its revenues and expenditures and programs and services provided, especially those under its control. With the change in the income tax credit granted to residents who work outside the City and pay taxes to other municipalities and reallocation of the income tax revenue, the City is able to ensure ongoing sustainability and infrastructure replacement.

In 2010, the Administration adopted a five-year capital improvement program to assess the City's ability to meet the needs of the community in future years. One component of the plan is long-term financial projections, which is intended to indicate the need for continued cost containment or revenue enhancement efforts. The five-year capital plan was updated and adopted in 2015.

## **Economic Condition and Outlook**

Governmental and proprietary fund balances remained fairly consistent in 2015. Because of the reallocation of the quarter percent income tax from the Water Fund to the General Fund in April 2015, the General Fund's unencumbered balance at year end was \$106,636 higher than in fiscal year 2014. The increase in General Fund revenue prevented layoffs and reduction in City services.

The City's governing body, administration, and employees are committed to working together to provide quality services to the residents. The future impact of the initiatives undertaken in 2015, combined with the imminent redevelopment of the large vacant industrial site, should allow the City to gain some financial strength in 2016 and subsequent years. However, the City will remain vigilant in evaluating their financial position and be proactive wherever possible by implementing revenue enhancing or cost cutting measures. Administration will continue to look for other ways to expand the City's tax base, focusing on small businesses looking to relocate or revitalization of vacant property. Looking forward, the City is optimistic that the financial position of the City will improve.

## **Independent Audit**

The City is not legally required to obtain an independent annual audit. The minimum requirement is for the State of Ohio to perform an audit, directly or indirectly, through an independent auditing firm at least every two years. The City, consistent with the professional manner in which it has conducted its financial affairs, has chosen to fund annual audits. The City has engaged Charles E. Harris & Associates, to audit the City's financial records. The auditor's unmodified opinion is included herein.

## **Certification of Achievement**


The Government Finance Officers Association of the United States and Canada (GFOA) awarded a Certificate of Achievement for Excellence in Financial Reporting to the City of Rittman, Ohio for its Comprehensive Annual Financial Report for the fiscal year ended December 31, 2014. The City has received this award since 1996, the first year that the City prepared and submitted a CAFR. The Certificate of Achievement is a prestigious national award, recognizing conformance to the highest standards for preparation of state and local government financial reports.

In order to be awarded a Certificate of Achievement, a government must publish an easily readable and efficiently organized comprehensive annual financial report. This report must satisfy both generally accepted accounting principles and applicable legal requirements. A Certificate of Achievement is valid for a period of one year only. We believe that our current Comprehensive Annual Financial Report conforms to Certificate of Achievement Program's requirements, and we are submitting it to the GFOA to determine its eligibility for another certificate.


## **Acknowledgments**

The preparation of this report could not have been accomplished without the dedicated services of the administrative staff. We wish to express our appreciation to members of other City departments who assisted and contributed to the preparation of this report. In addition, gratitude is extended to the independent accounting firm of Charles E. Harris & Associates for their advice and guidance. City Council also deserves a special acknowledgment for their support and commitment to responsible fiscal reporting.

Respectfully Submitted,



Pamela Keener  
Finance Director



Larry A. Boggs  
City Manager



*City of Rittman*  
**Wayne County, Ohio**  
*City Officials*  
*December 31, 2015*

*Mayor*  
William Robertson

*Council Members*

Lynn Beaumont  
Darrell Carey  
Rick Hanlon

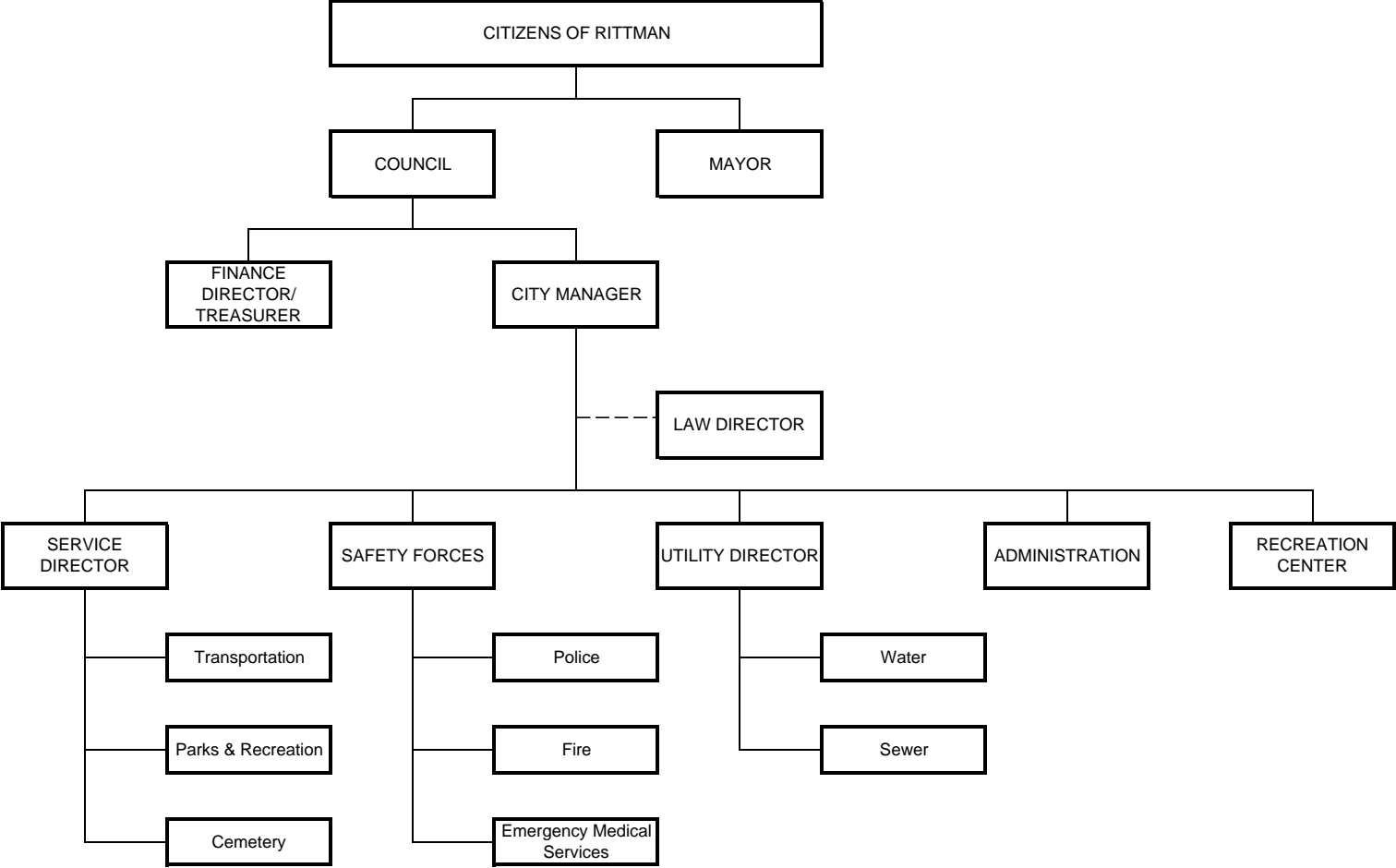
Steve Johnson  
Susan Ullman  
David Williams, President

*City Manager*  
Larry Boggs

*Finance Director/Treasurer*  
Pamela Keener

*Director of Law*  
G. Kevin Bower

*City of Rittman*  
*Wayne County, Ohio*  
*Organizational Chart*  
*December 31, 2015*





Government Finance Officers Association

**Certificate of  
Achievement  
for Excellence  
in Financial  
Reporting**

Presented to

**City of Rittman  
Ohio**

For its Comprehensive Annual  
Financial Report  
for the Fiscal Year Ended

**December 31, 2014**

Executive Director/CEO



# **FINANCIAL SECTION**



Rockefeller Building  
614 W Superior Ave Ste 1242  
Cleveland OH 44113-1306  
Office phone - (216) 575-1630  
Fax - (216) 436-2411

***Charles E. Harris & Associates, Inc.***  
*Certified Public Accountants*

---

## **INDEPENDENT AUDITOR'S REPORT**

City of Rittman  
Wayne County  
30 North Main Street  
Rittman, Oh 44270

To the Members of Council:

### ***Report on the Financial Statements***

We have audited the accompanying financial statements of the governmental activities, the business-type activities, each major fund, and the aggregate remaining fund information of the City of Rittman, Wayne County, Ohio (the City), as of and for the year ended December 31, 2015, and the related notes to the financial statements, which collectively comprise the City's basic financial statements as listed in the table of contents.

### ***Management's Responsibility for the Financial Statements***

Management is responsible for preparing and fairly presenting these financial statements in accordance with accounting principles generally accepted in the United States of America; this includes designing, implementing, and maintaining internal control relevant to preparing and fairly presenting financial statements that are free from material misstatement, whether due to fraud or error.

### ***Auditor's Responsibility***

Our responsibility is to opine on these financial statements based on our audit. We audited in accordance with auditing standards generally accepted in the United States of America and the financial audit standards in the Comptroller General of the United States' *Government Auditing Standards*. Those standards require us to plan and perform the audit to reasonably assure the financial statements are free from material misstatement.

An audit requires obtaining evidence about financial statement amounts and disclosures. The procedures selected depend on our judgment, including assessing the risks of material financial statement misstatement, whether due to fraud or error. In assessing those risks, we consider internal control relevant to the City's preparation and fair presentation of the financial statements in order to design audit procedures that are appropriate in the circumstances, but not to the extent needed to opine on the effectiveness of the City's internal control. Accordingly, we express no opinion. An audit also includes evaluating the appropriateness of management's accounting policies and the reasonableness of their significant accounting estimates, as well as our evaluation of the overall financial statement presentation.

We believe the audit evidence we obtained is sufficient and appropriate to support our audit opinions.

### **Opinion**

In our opinion, the financial statements referred to above present fairly, in all material respects, the respective financial position of the governmental activities, the business-type activities, each major fund, and the aggregate remaining fund information of the City of Rittman, Wayne County, Ohio, as of December 31, 2015, and the respective changes in financial position and, where applicable, cash flows thereof and the respective budgetary comparisons for the General Fund, the Emergency Medical Service Fund and the Fire Department Levy Fund thereof for the year then ended in accordance with the accounting principles generally accepted in the United States of America.

### **Emphasis of Matter**

As discussed in Note 2 to the financial statements, during the year ended December 31, 2015, the City adopted Governmental Accounting Standards Board (GASB) Statement No. 68, *Accounting and Financial Reporting for Pensions – an Amendment of GASB Statement No. 27* and also GASB Statement No. 71, *Pension Transition for Contributions Made Subsequent to the Measurement Date – an Amendment of GASB Statement No. 68*. We did not modify our opinion regarding these matters.

### **Other Matters**

#### *Required Supplementary Information*

Accounting principles generally accepted in the United States of America require this presentation to include *Management's discussion and analysis*, and schedules of net pension liabilities and pension contributions listed in the table of contents, to supplement the basic financial statements. Although this information is not part of the basic financial statements, the Governmental Accounting Standards Board considers it essential for placing the basic financial statements in an appropriate operational, economic, or historical context. We applied certain limited procedures to the required supplementary information in accordance with auditing standards generally accepted in the United States of America, consisting of inquiries of management about the methods of preparing the information and comparing the information for consistency with management's responses to our inquiries, to the basic financial statements, and other knowledge we obtained during our audit of the basic financial statements. We do not opine or provide any assurance on the information because the limited procedures do not provide us with sufficient evidence to opine or provide any other assurance.

#### *Supplementary and Other Information*

Our audit was conducted to opine on the City's basic financial statements taken as a whole.

The introductory section, the financial section's combining statements, individual fund statements and schedules and the statistical section information present additional analysis and are not a required part of the basic financial statements.


The statements and schedules are management's responsibility, and derive from and relate directly to the underlying accounting and other records used to prepare the basic financial statements. We subjected these statements and schedules to the auditing procedures we applied to the basic financial statements. We also applied certain additional procedures, including comparing and reconciling statements and schedules directly to the underlying accounting and other records used to prepare the basic financial statements or to the basic financial statements themselves in accordance with auditing standards generally accepted in the United States of America. In our opinion, these statements and schedules are fairly stated in all material respects in relation to the basic financial statements taken as a whole.



We did not subject the introductory section and statistical section information to the auditing procedures applied in the audit of the basic financial statements and, accordingly, we express no opinion or any other assurance on them.

***Other Reporting Required by Government Auditing Standards***

In accordance with *Government Auditing Standards*, we have also issued our report dated June 24, 2016 on our consideration of the City's internal control over financial reporting and our tests of its compliance with certain provisions of laws, regulations, contracts and grant agreements and other matters. That report describes the scope of our internal control testing over financial reporting and compliance, and the results of that testing, and does not opine on internal control over financial reporting or on compliance. That report is an integral part of an audit performed in accordance with *Government Auditing Standards* in considering the City's internal control over financial reporting and compliance.



***Charles E. Harris & Associates, Inc.***  
June 24, 2016



**City of Rittman**  
**Wayne County, Ohio**  
*Management's Discussion and Analysis*  
*For the Year Ended December 31, 2015*

---

The discussion and analysis of the City of Rittman's (the City) financial performance provides an overall review of the City's financial activities for the year ended December 31, 2015. The intent of this discussion and analysis is to look at the City's performance as a whole; readers should also review the notes to the basic financial statements and financial statements to enhance their understanding of the City's financial performance.

***Financial Highlights***

Key financial highlights for 2015 are as follows:

- In total, net position increased \$620,706, which represents an increase of nearly 4 percent from 2014. Net position of governmental activities increased \$507,424. Net position of business-type activities increased \$113,282.
- Total capital assets increased \$324,315 during 2015. Capital assets of governmental activities increased \$250,451 and capital assets of business-type activities increased \$73,864. The City completed a street resurfacing and waterline improvement project in 2015.
- Outstanding debt increased from \$2,980,953 to \$3,031,723. This increase is the result of an OPWC loan for the street and waterline project and a \$111,000 note to purchase rescue squads. The City made principal payments of \$310,230.
- The City implemented GASB 68, which reduced beginning net position as previously reported by \$1,939,026 and \$436,634 for governmental and business-type activities, respectively.

***Using this Annual Financial Report***

This report is designed to allow the reader to look at the financial activities of the City of Rittman as a whole and is intended to allow the reader to obtain a summary view or a more detailed view of the City's operations, as they prefer.

The Statement of Net Position and the Statement of Activities provide information from a summary perspective showing the effects of the operations for the year 2015 and how they affected the operations of the City as a whole.

***Reporting the City as a Whole***

*Statement of Net Position and the Statement of Activities*

The *Statement of Net Position* and *Statement of Activities* provide information about the activities of the whole City, presenting both an aggregate view of the City's finances and a longer-term view of those finances. Fund financial statements provide the next level of detail. For governmental funds, these statements tell how services were financed in the short-term as well as what remains for future spending. The fund financial statements also look at the City's most significant funds with all other nonmajor funds presented in total in one column. In the case of the City of Rittman, the general fund is by far the most significant fund. Business-type funds consist of the water, sewer and solid waste funds.

**City of Rittman**  
**Wayne County, Ohio**  
*Management's Discussion and Analysis*  
*For the Year Ended December 31, 2015*

---

A question typically asked about the City's finances is "How did we do financially during 2015?" The Statement of Net Position and the Statement of Activities answer this question. These statements include *all assets* and *liabilities* using the *accrual basis of accounting* similar to the accounting method used by most private-sector companies. This basis of accounting takes into account all of the current year's revenues and expenses regardless of when cash is received or paid.

These two statements report the City's *net position* and *changes in net position*. This change in net position is important because it tells the reader that, for the City as a whole, the *financial position* of the City has improved or diminished. The causes of this change may be the result of many factors, some financial, some not. Non-financial factors include the City's property tax base, current property tax laws in Ohio which restrict revenue growth, facility conditions, and other factors.

In the Statement of Net Position and the Statement of Activities, the City is divided into two distinct kinds of activities:

- **Governmental Activities** - Most of the City's programs and services are reported here, including general government, security of persons and property, public health, leisure time activities and transportation.
- **Business-Type Activities** - These services are provided on a charge for goods or services basis to recover all of the expenses of the goods or services provided. The City's water, sewer and solid waste funds are reported as business activities.

***Reporting the City's Most Significant Funds***

***Fund Financial Statements***

A fund is a grouping of related accounts that is used to maintain control over resources that have been safeguarded for specific activities or objectives. The City uses many funds to account for financial transactions. However, these fund financial statements focus on the City's most significant funds. The City's major governmental funds are the general fund, emergency medical service fund, fire department levy fund and capital improvements fund.

***Governmental Funds*** Most of the City's activities are reported in governmental funds, which focus on how money flows into and out of those funds and the balances left at year-end available for spending in future periods. These funds are reported using an accounting method called modified accrual accounting, which measures cash and all other financial assets that can readily be converted to cash. The governmental fund statements provide a detailed short-term view of the City's general government operations and the basic services it provides. Governmental fund information helps you determine whether there are more or fewer financial resources that can be spent in the near future to finance future services. The relationship (or differences) between governmental activities (reported in the Statement of Net Position and the Statement of Activities) and governmental funds is reconciled in the financial statements.

***Proprietary Funds*** Proprietary funds use the same basis of accounting as business-type activities; therefore, these statements will essentially match, except for any internal service fund allocations.

**City of Rittman**  
**Wayne County, Ohio**  
*Management's Discussion and Analysis*  
*For the Year Ended December 31, 2015*

**Fiduciary Funds** Fiduciary funds are used to account for resources held for the benefit of parties outside the government. Fiduciary funds are not reflected in the government-wide financial statements because the resources of those funds are not available to support the City's own programs. The accounting used for the fiduciary funds is much like that used for proprietary funds.

**The City as a Whole**

Recall that the Statement of Net Position provides the perspective of the City as a whole. Table 1 provides a summary of the City's net position for 2015 compared to 2014:

**Table 1**  
**Net Position**

	Governmental Activities		Business-Type Activities		Total	
	2015	Restated 2014	2015	Restated 2014	2015	Restated 2014
<b>Assets</b>						
Current and Other Assets	\$ 3,665,354	\$ 3,455,790	\$ 2,208,742	\$ 2,403,098	\$ 5,874,096	\$ 5,858,888
Net Pension Asset	2,634	718	1,144	312	3,778	1,030
Capital Assets	6,222,650	5,972,199	12,413,360	12,339,496	18,636,010	18,311,695
<i>Total Assets</i>	<u>9,890,638</u>	<u>9,428,707</u>	<u>14,623,246</u>	<u>14,742,906</u>	<u>24,513,884</u>	<u>24,171,613</u>
<b>Deferred Outflows of Resources</b>						
Pension	355,935	234,692	92,838	63,791	448,773	298,483
<b>Liabilities</b>						
Current and Other Liabilities	182,342	237,599	215,842	466,254	398,184	703,853
Long-Term Liabilities:						
Due Within One Year	325,333	272,753	218,853	203,716	544,186	476,469
Due in More Than One Year:						
Net Pension Liability	2,266,079	2,174,436	512,308	500,737	2,778,387	2,675,173
Other Amounts	822,500	838,046	1,971,645	1,961,185	2,794,145	2,799,231
<i>Total Liabilities</i>	<u>3,596,254</u>	<u>3,522,834</u>	<u>2,918,648</u>	<u>3,131,892</u>	<u>6,514,902</u>	<u>6,654,726</u>
<b>Deferred Inflows of Resources</b>						
Property Taxes	500,799	520,014	0	0	500,799	520,014
Pension	21,545	0	9,349	0	30,894	0
<i>Total Deferred Inflows of Resources</i>	<u>522,344</u>	<u>520,014</u>	<u>9,349</u>	<u>0</u>	<u>531,693</u>	<u>520,014</u>
<b>Net Position</b>						
Net Investment in Capital Assets	5,276,093	5,067,892	10,328,194	10,084,615	15,604,287	15,152,507
Restricted	1,739,089	1,806,147	0	0	1,739,089	1,806,147
Unrestricted	(887,207)	(1,253,488)	1,459,893	1,590,190	572,686	336,702
<i>Total Net Position</i>	<u>\$ 6,127,975</u>	<u>\$ 5,620,551</u>	<u>\$ 11,788,087</u>	<u>\$ 11,674,805</u>	<u>\$ 17,916,062</u>	<u>\$ 17,295,356</u>

During 2015, the City adopted GASB Statement 68, *Accounting and Financial Reporting for Pensions—an Amendment of GASB Statement 27*, which significantly revises accounting for pension costs and liabilities. For reasons discussed below, many end users of this financial statement will gain a clearer understanding of the City's actual financial condition by adding deferred inflows related to pension and the net pension liability to the reported net position and subtracting deferred outflows related to pension.

**City of Rittman**  
**Wayne County, Ohio**  
*Management's Discussion and Analysis*  
*For the Year Ended December 31, 2015*

---

Governmental Accounting Standards Board standards are national and apply to all government financial reports prepared in accordance with generally accepted accounting principles. When accounting for pension costs, GASB 27 focused on a funding approach. This approach limited pension costs to contributions annually required by law, which may or may not be sufficient to fully fund each plan's *net pension liability*. GASB 68 takes an earnings approach to pension accounting; however, the nature of Ohio's statewide pension systems and state law governing those systems requires additional explanation in order to properly understand the information presented in these statements.

Under the new standards required by GASB 68, the net pension liability equals the City's proportionate share of each plan's collective:

1. Present value of estimated future pension benefits attributable to active and inactive employees' past service
2. Minus plan assets available to pay these benefits

GASB notes that pension obligations, whether funded or unfunded, are part of the "employment exchange" – that is, the employee is trading his or her labor in exchange for wages, benefits, and the promise of a future pension. GASB noted that the unfunded portion of this pension promise is a present obligation of the government, part of a bargained-for benefit to the employee, and should accordingly be reported by the government as a liability since they received the benefit of the exchange. However, the City is not responsible for certain key factors affecting the balance of this liability. In Ohio, the employee shares the obligation of funding pension benefits with the employer. Both employer and employee contribution rates are capped by State statute. A change in these caps requires action of both Houses of the General Assembly and approval of the Governor. Benefit provisions are also determined by State statute. The employee enters the employment exchange with the knowledge that the employer's promise is limited not by contract but by law. The employer enters the exchange also knowing that there is a specific, legal limit to its contribution to the pension system. In Ohio, there is no legal means to enforce the unfunded liability of the pension system *against the public employer*. State law operates to mitigate/lessen the moral obligation of the public employer to the employee, because all parties enter the employment exchange with notice as to the law. The pension system is responsible for the administration of the plan.

Most long-term liabilities have set repayment schedules or, in the case of compensated absences (i.e. sick and vacation leave), are satisfied through paid time-off or termination payments. There is no repayment schedule for the net pension liability. As explained above, changes in pension benefits, contribution rates, and return on investments affect the balance of the net pension liability, but are outside the control of the local government. In the event that contributions, investment returns, and other changes are insufficient to keep up with required pension payments, State statute does not assign/identify the responsible party for the unfunded portion. Due to the unique nature of how the net pension liability is satisfied, this liability is separately identified within the long-term liability section of the statement of net position.

In accordance with GASB 68, the City's statements prepared on an accrual basis of accounting include an annual pension expense for their proportionate share of each plan's change in net pension liability not accounted for as deferred inflows/outflows of resources.

As a result of implementing GASB 68, the City is reporting a net pension liability and asset and deferred inflows/outflows of resources related to pension on the accrual basis of accounting. This implementation also had the effect of restating net position at December 31, 2014, from \$7,559,577 to \$5,620,551 for governmental activities and from \$12,111,439 to \$11,674,805 for business-type activities.

**City of Rittman**  
**Wayne County, Ohio**  
*Management's Discussion and Analysis*  
*For the Year Ended December 31, 2015*

At year end, capital assets represented 76 percent of total assets. Capital assets include, land, land improvements, buildings, equipment, infrastructure and construction in progress. Net investment in capital assets was \$15,604,287 at December 31, 2015, with \$5,276,093 in governmental activities and \$10,328,194 in business-type activities. These capital assets are used to provide services to citizens and are not available for future spending. Although the City's investment in capital assets is reported net of related debt, it should be noted that the resources to repay the debt must be provided from other sources, since capital assets may not be used to liquidate these liabilities.

A portion of the City's net position, \$1,739,089 represents resources that are subject to external restrictions on how they may be used. The balance of unrestricted net position of \$572,686 may be used to meet the government's ongoing obligations to citizens and creditors.

Income tax receivable showed an increase of \$204,841 in governmental activities over 2014. In early 2015, the City changed the income tax ordinance, reallocating the water fund portion to general fund. The City has also seen an increase in income tax from withholdings over previous years.

Accounts payable in business-type activities decreased \$236,840 from 2014 mainly due to the completion of the septage receiving station.

Table 2 shows the changes in net position for fiscal year 2015 and 2014.

**Table 2**  
**Changes in Net Position**

	Governmental Activities		Business-Type Activities		Total	
	2015	2014	2015	2014	2015	2014
<b>Revenues</b>						
<i>Program Revenues:</i>						
Charges for Services	\$ 774,157	\$ 791,239	\$ 2,323,372	\$ 2,218,359	\$ 3,097,529	\$ 3,009,598
Operating Grants	407,149	427,108	25,331	12,574	432,480	439,682
Capital Grants	155,141	245,564	165,000	125,826	320,141	371,390
<i>General Revenues:</i>						
Property Taxes	619,603	492,385	0	0	619,603	492,385
Income Taxes	1,811,293	1,276,232	5,895	336,033	1,817,188	1,612,265
Grants and Entitlements	337,196	320,662	0	0	337,196	320,662
Investment Earnings	36,851	29,077	0	0	36,851	29,077
Miscellaneous	34,971	55,501	11,707	20,177	46,678	75,678
<b>Total Revenues</b>	<b>4,176,361</b>	<b>3,637,768</b>	<b>2,531,305</b>	<b>2,712,969</b>	<b>6,707,666</b>	<b>6,350,737</b>

(continued)

**City of Rittman**  
**Wayne County, Ohio**  
*Management's Discussion and Analysis*  
*For the Year Ended December 31, 2015*

	Governmental Activities		Business-Type Activities		Total	
	2015	2014	2015	2014	2015	2014
<b>Program Expenses</b>						
General Government	626,899	678,577	0	0	626,899	678,577
Security of Persons and Property	1,691,706	1,724,924	0	0	1,691,706	1,724,924
Public Health	97,512	82,071	0	0	97,512	82,071
Leisure Time Services	581,664	590,827	0	0	581,664	590,827
Transportation	649,069	714,573	0	0	649,069	714,573
Interest and Fiscal Charges	22,087	38,699	0	0	22,087	38,699
Bond Issuance Costs	0	8,034	0	0	0	8,034
Enterprise Operations:						
Water	0	0	890,571	1,003,943	890,571	1,003,943
Sewer	0	0	1,105,367	1,082,573	1,105,367	1,082,573
Solid Waste	0	0	422,085	359,096	422,085	359,096
<b>Total Program Expenses</b>	<b>3,668,937</b>	<b>3,837,705</b>	<b>2,418,023</b>	<b>2,445,612</b>	<b>6,086,960</b>	<b>6,283,317</b>
<i>Change in Net Position</i>	<u>\$ 507,424</u>	<u>\$ (199,937)</u>	<u>\$ 113,282</u>	<u>\$ 267,357</u>	<u>\$ 620,706</u>	<u>\$ 67,420</u>

The information necessary to restate the 2014 beginning balances and the 2014 pension expense amounts for the effects of the initial implementation of GASB 68 is not available. Therefore, 2014 functional expenses still include pension expense of \$298,483 computed under GASB 27. GASB 27 required recognizing pension expense equal to the contractually required contributions to the plan. Under GASB 68, pension expense represents additional amounts earned, adjusted by deferred inflows/outflows. The contractually required contribution is no longer a component of pension expense. Under GASB 68, the 2015 statements report pension expense of \$292,500. Consequently, in order to compare 2015 total program expenses to 2014, the following adjustments are needed:

	Governmental Activities	Business-Type Activities	Total
Total 2015 program expenses under GASB 68	\$ 3,668,937	\$ 2,418,023	\$ 6,086,960
Pension expense under GASB 68	(236,026)	(56,474)	(292,500)
2015 contractually required contribution	245,997	65,433	311,430
Adjusted 2015 program expenses	3,678,908	2,426,982	6,105,890
Total 2014 program expenses under GASB 27	3,837,705	2,445,612	6,283,317
Decrease in program expenses not related pension	<u>\$ (158,797)</u>	<u>\$ (18,630)</u>	<u>\$ (177,427)</u>

### Governmental Activities

The funding for the governmental activities comes from several different sources, the most significant being the municipal income tax. Other prominent sources are property taxes, grants and entitlements, charges for services and investment interest.

The City's income tax is at a rate of 1.5 percent. Both residents of the City and non-residents who work inside the City are subject to the income tax. However if residents work in a locality that has a municipal income tax, the City provides 1.0 percent credit for those who pay income tax to another city. City Council could by ordinance, choose to vary that income tax credit and create additional revenues for the City. In 2015, the City changed the income tax ordinance reallocating income tax receipts from the water fund to general fund.



**City of Rittman**  
**Wayne County, Ohio**  
*Management's Discussion and Analysis*  
*For the Year Ended December 31, 2015*

---

General revenues include grants and entitlements, such as local government funds. Governmental activities are primarily funded by property tax, income tax and intergovernmental revenue. The City monitors its sources of revenues very closely for fluctuations.

Property taxes showed an increase from 2014 due, in part, to fluctuations in delinquent taxes from year to year. Income taxes in governmental activities increased \$535,061 over 2014 due to the reallocation of the income tax from the water fund to general fund in addition to increased revenue from withholding taxes.

Security of persons and property, consisting of police, fire and EMS, represent the largest expense of the governmental activities. This expense of \$1,691,706 represents 46 percent of the total governmental activities expenses. The police department operates out of the general fund, the fire department operates out of the fire levy fund and EMS operates out of the emergency medical service fund.

Transportation expense of \$649,069 accounts for 18 percent of total governmental activities expense. These expenses primarily consist of repairs and maintenance of the City's roads.

General government expenses total \$626,899 or 17 percent of total governmental expenses. General government expenses include legislative, executive and financial management departments of the City.

### **Business-Type Activities**

Business-type activities include water, sewer and solid waste operations. The revenues are generated primarily from charges for services. In 2015, charges for services of \$2,323,372 accounted for 92 percent of the business-type revenues. The total expenses for the utilities were \$2,418,023, thus leaving an increase in net position of \$113,282 for business-type activities.

Income tax revenue decreased from 2014 due to the reallocation of revenue in early 2015 as discussed above. Expenses remained fairly consistent with the prior year showing a decrease of 1 percent.

### ***The City's Funds***

#### ***Governmental Funds***

Information about the City's governmental funds begins on page 18. These funds are accounted for using the modified accrual method of accounting. All governmental funds had revenues of \$4,157,069 and expenditures of \$4,166,440. The funds are monitored consistently with adjustments made throughout the year in budgets to accommodate yearly revenues.

The general fund's net change in fund balance for 2015 was an increase of \$215,337. Income tax revenue increased \$444,454 due to the reallocation of the revenue distribution. Expenditures remained fairly consistent with the prior year.

The fund balance of the emergency medical service fund decreased by \$198,118. Operating expenditures increased \$295,303 from 2014, mainly due to equipment purchases, partially offset by \$111,000 in issuance of notes.

**City of Rittman**  
**Wayne County, Ohio**  
*Management's Discussion and Analysis*  
*For the Year Ended December 31, 2015*

---

The fire department levy fund's net change in fund balance in 2015 was an increase of \$788. The fire department levy fund received a transfer from general fund of \$59,000 to help cover costs.

The fund balance of the capital improvement fund increased by \$163,584. The City received \$85,000 in proceeds from an OPWC loan for street improvements.

***Proprietary Funds***

The City's proprietary funds provide the same type of information found in the government-wide financial statements for the business-type activities, but in more detail.

Unrestricted net position of the water fund at the end of the year amounted to \$80,618, the unrestricted net position of the sewer fund was \$1,074,237 and the unrestricted net position of the solid waste fund was \$305,038. The water fund net position decreased \$171,315 while the sewer and solid waste funds saw growth in 2015 of \$211,188 and \$73,409, respectively. Other factors concerning the finances of these funds have already been addressed in the discussion of the business-type activities.

***General Fund Budgeting Highlights***

The City's budget is prepared according to Ohio law and is based on accounting for certain transactions on a basis of cash receipts, disbursements, and encumbrances. The most significant budgeted fund is the general fund.

During the course of 2015, the City amended its general fund budget. All recommendations for appropriation changes come to Council from the City Finance Director. The Council members review them and make their recommendation to the Council as a whole.

For the general fund, the actual budget basis revenue was \$2,482,309, representing \$346,579 over the final budget estimate of \$2,135,730. Income tax revenue was underestimated.

Final expenditure appropriations of \$2,380,651 were \$62,757 higher than the actual expenditures of \$2,317,894, as cost savings were recognized throughout the year.

There was no change from original to final budgeted revenues. Final expenditure appropriations were \$69,546 over original expenditure appropriations. General government and leisure time services were originally estimated lower.

There were no significant variances to discuss within other financing sources and uses.

**City of Rittman**  
**Wayne County, Ohio**  
*Management's Discussion and Analysis*  
*For the Year Ended December 31, 2015*

**Capital Assets and Debt Administration**

**Capital Assets**

At the end of year 2015, the City had \$18.6 million invested in capital assets. A total of \$6.2 million of this was for governmental activities and \$12.4 million being attributable to business-type activities. Table 3 shows fiscal year 2015 balances compared with 2014.

**Table 3**  
**Capital Assets at December 31**  
**(Net of Depreciation)**

	Governmental Activities		Business-Type Activities		Total	
	2015	2014	2015	2014	2015	2014
Land	\$ 202,508	\$ 202,508	\$ 63,936	\$ 63,936	\$ 266,444	\$ 266,444
Construction in Progress	82,265	82,265	0	294,518	82,265	376,783
Land Improvements	0	0	17,971	20,966	17,971	20,966
Buildings	3,264,001	3,396,109	4,400,457	4,602,003	7,664,458	7,998,112
Infrastructure	1,620,227	1,583,709	7,303,638	6,645,912	8,923,865	8,229,621
Equipment	1,053,649	707,608	627,358	712,161	1,681,007	1,419,769
<i>Total</i>	<u>\$ 6,222,650</u>	<u>\$ 5,972,199</u>	<u>\$ 12,413,360</u>	<u>\$ 12,339,496</u>	<u>\$ 18,636,010</u>	<u>\$ 18,311,695</u>

The \$250,451 increase in capital assets of governmental activities was attributable to current year additional purchases exceeding depreciation and disposals. The \$73,864 increase in capital assets of business-type activities is also due to current year additional purchases exceeding depreciation and disposals. See Note 8 for additional information about the capital assets of the City.

**Debt**

The outstanding debt for the City as of December 31, 2015 was \$3.0 million. See Note 12 for additional details. Table 4 summarizes outstanding debt.

**Table 4**  
**Outstanding Debt, at December 31**

	Governmental Activities		Business-Type Activities		Total	
	2015	2014	2015	2014	2015	2014
General Obligation Bonds	\$ 627,000	\$ 732,000	\$ 868,000	\$ 965,500	\$ 1,495,000	\$ 1,697,500
Loans Payable	212,587	163,796	415,266	267,257	627,853	431,053
Mortgage Revenue Bonds	0	0	801,900	831,400	801,900	831,400
Notes Payable	106,970	21,000	0	0	106,970	21,000
<i>Total</i>	<u>\$ 946,557</u>	<u>\$ 916,796</u>	<u>\$ 2,085,166</u>	<u>\$ 2,064,157</u>	<u>\$ 3,031,723</u>	<u>\$ 2,980,953</u>

**City of Rittman**  
**Wayne County, Ohio**  
*Management's Discussion and Analysis*  
*For the Year Ended December 31, 2015*

---

**Current Issues Affecting Financial Condition**

During the volatile economic times spanning the last several years, efficient use of the City's workforce and cost containment measures have resulted in no layoffs of City employees which continued throughout 2015.

The five-year capital improvement program plan was updated in 2015. The plan will be used to assess the City's ability to meet the needs of the community in future years. One component of the plan is long-term financial projections, which are intended to indicate the need for continued cost containment or revenue enhancement efforts.

In 2015, the City continued to replace utility meters with devices that will automatically transfer reads to a central computer located at City hall. With the meter upgrade, the City will be able to perform initial reads, final reads and check for leaks without sending employees out in the field. This project will also enable the City to more efficiently utilize personnel.

Additionally, the City's infrastructure was improved with a \$550,000 waterline replacement and street resurfacing project on N. Main Street. The construction of the \$463,200 septage receiving station was finalized in 2015 as well. City management anticipates the septage receiving station will pay for itself in a few years and with increased revenues that can then be used for future sewer projects and/or debt service payments.

The City continues to work with the Wayne Economic Development Council (WEDC) and Jobs Ohio to market the new Industrial Park for the City. In 2015, there were several interested companies in the site. The City is hopeful with potential grant funding, the proximity to rail spurs and the interstate system, and tax abatements, that we will see the start of the development of the Industrial Park in 2016.

Finally, the City continues to promote itself to business owners and possible investors in order to increase retail and industrial growth. With prime areas for development and redevelopment available, the City will focus on facilitating those types of developments.

***Contacting the City's Finance Department***

This financial report is designed to provide our citizens, taxpayers, customers, and investors and creditors with a general overview of the City's finances and to show the City's accountability for the money it receives. If you have questions about this report or need additional financial information, contact the Director of Finance, 30 N. Main Street, Rittman, Ohio, 44270.

**City of Rittman**  
**Wayne County, Ohio**  
*Statement of Net Position*  
*December 31, 2015*

	Governmental Activities	Business-Type Activities	Total
<b>Assets</b>			
Equity in Pooled Cash and Investments	\$ 1,708,182	\$ 1,777,346	\$ 3,485,528
Cash and Investments in Segregated Accounts	2,841	13,913	16,754
Accounts Receivable	42,888	368,249	411,137
Accrued Interest Receivable	4,115	0	4,115
Intergovernmental Receivable	347,539	2,454	349,993
Property and Other Local Taxes Receivable	604,008	0	604,008
Income Taxes Receivable	769,371	0	769,371
Special Assessments Receivable	179,310	0	179,310
Inventory Held for Resale	7,100	0	7,100
Restricted Assets - Customer Deposits	0	46,780	46,780
Net Pension Asset (see Note 9)	2,634	1,144	3,778
Non-Depreciable Capital Assets	284,773	63,936	348,709
Depreciable Capital Assets, Net	5,937,877	12,349,424	18,287,301
<i>Total Assets</i>	<u>9,890,638</u>	<u>14,623,246</u>	<u>24,513,884</u>
<b>Deferred Outflow of Resources</b>			
Pension	355,935	92,838	448,773
<b>Liabilities</b>			
Accounts Payable	23,659	100,738	124,397
Accrued Wages	63,199	19,006	82,205
Intergovernmental Payable	68,064	24,305	92,369
Matured Interest Payable	841	3,713	4,554
Matured Bonds Payable	2,000	10,200	12,200
Accrued Interest Payable	1,659	11,100	12,759
Income Tax Refunds Payable	22,920	0	22,920
Customer Deposits Payable	0	46,780	46,780
Long-Term Liabilities:			
Due Within One Year	325,333	218,853	544,186
Due In More Than One Year:			
Net Pension Liability (See Note 9)	2,266,079	512,308	2,778,387
Other Amounts Due in More Than One Year	822,500	1,971,645	2,794,145
<i>Total Liabilities</i>	<u>3,596,254</u>	<u>2,918,648</u>	<u>6,514,902</u>
<b>Deferred Inflows of Resources</b>			
Property Taxes Levied for the Next Year	500,799	0	500,799
Pension	21,545	9,349	30,894
<i>Total Deferred Inflows of Resources</i>	<u>522,344</u>	<u>9,349</u>	<u>531,693</u>
<b>Net Position</b>			
Net Investment in Capital Assets	5,276,093	10,328,194	15,604,287
Restricted For:			
Debt Service	10,901	0	10,901
Capital Outlay	957,200	0	957,200
Safety Services	355,235	0	355,235
Streets and Highways	408,543	0	408,543
Other Purposes	7,210	0	7,210
Unrestricted	(887,207)	1,459,893	572,686
<i>Total Net Position</i>	<u>\$ 6,127,975</u>	<u>\$ 11,788,087</u>	<u>\$ 17,916,062</u>

See accompanying notes to the basic financial statements.

**City of Rittman**  
**Wayne County, Ohio**  
*Statement of Activities*  
For the Year Ended December 31, 2015

	Program Revenues			
	Expenses	Charges for Services and Sales	Operating Grants, Contributions and Interest	Capital Grants, Contributions and Interest
<b>Governmental Activities</b>				
General Government	\$ 626,899	\$ 317,189	\$ 0	\$ 0
Security of Persons and Property	1,691,706	261,355	39,877	0
Public Health	97,512	36,312	0	0
Leisure Time Services	581,664	159,301	21	0
Transportation	649,069	0	367,251	155,141
Interest and Fiscal Charges	22,087	0	0	0
<i>Total Governmental Activities</i>	<u>3,668,937</u>	<u>774,157</u>	<u>407,149</u>	<u>155,141</u>
<b>Business-Type Activities</b>				
Water	890,571	541,392	0	165,000
Sewer	1,105,367	1,311,828	0	0
Solid Waste	422,085	470,152	25,331	0
<i>Total Business-Type Activities</i>	<u>2,418,023</u>	<u>2,323,372</u>	<u>25,331</u>	<u>165,000</u>
<i>Total Primary Government</i>	<u>\$ 6,086,960</u>	<u>\$ 3,097,529</u>	<u>\$ 432,480</u>	<u>\$ 320,141</u>

**General Revenues:**

Property Taxes Levied for:  
General Purposes  
Police, Fire and Emergency Services  
Income Taxes Levied for:  
General Purposes  
Capital Outlay  
Water Utility Services  
Grants and Entitlements not Restricted  
to Specific Programs  
Investment Earnings  
Miscellaneous

*Total General Revenues*

*Change in Net Position*

*Net Position Beginning of Year*

*Restated, See Note 2*

*Net Position End of Year*

See accompanying notes to the basic financial statements.

Net (Expense) Revenue and  
Changes in Net Position

Governmental Activities	Business-Type Activities	Total
\$ (309,710)	\$ 0	\$ (309,710)
(1,390,474)	0	(1,390,474)
(61,200)	0	(61,200)
(422,342)	0	(422,342)
(126,677)	0	(126,677)
(22,087)	0	(22,087)
(2,332,490)	0	(2,332,490)
0	(184,179)	(184,179)
0	206,461	206,461
0	73,398	73,398
0	95,680	95,680
(2,332,490)	95,680	(2,236,810)
346,923	0	346,923
272,680	0	272,680
1,356,996	0	1,356,996
454,297	0	454,297
0	5,895	5,895
337,196	0	337,196
36,851	0	36,851
34,971	11,707	46,678
2,839,914	17,602	2,857,516
507,424	113,282	620,706
5,620,551	11,674,805	17,295,356
\$ 6,127,975	\$ 11,788,087	\$ 17,916,062

See accompanying notes to the basic financial statements.

**City of Rittman**  
**Wayne County, Ohio**  
*Balance Sheet*  
*Governmental Funds*  
*December 31, 2015*

	General Fund	Emergency Medical Service Fund	Fire Department Levy Fund	Capital Improvements Fund	Nonmajor Governmental Funds	Total Governmental Funds
<b>Assets</b>						
Equity in Pooled Cash and Investments	\$ 529,127	\$ 253,141	\$ 17,160	\$ 518,339	\$ 390,415	\$ 1,708,182
Cash and Investments in Segregated Accounts	0	0	0	0	2,841	2,841
Accounts Receivable	12,297	30,591	0	0	0	42,888
Accrued Interest Receivable	3,989	0	0	0	126	4,115
Intergovernmental Receivable	138,810	13,376	6,581	0	188,772	347,539
Property and Other Local Taxes Receivable	337,660	164,424	78,381	0	23,543	604,008
Income Taxes Receivable	577,028	0	0	192,343	0	769,371
Special Assessments Receivable	0	0	0	179,310	0	179,310
Inventory Held for Resale	0	0	0	7,100	0	7,100
<i>Total Assets</i>	<u>\$ 1,598,911</u>	<u>\$ 461,532</u>	<u>\$ 102,122</u>	<u>\$ 897,092</u>	<u>\$ 605,697</u>	<u>\$ 3,665,354</u>
<b>Liabilities</b>						
Accounts Payable	\$ 18,240	\$ 2,701	\$ 1,996	\$ 0	\$ 722	\$ 23,659
Accrued Wages	46,296	8,379	3,582	0	4,942	63,199
Intergovernmental Payable	50,413	7,239	5,281	0	5,131	68,064
Matured Interest Payable	0	0	0	0	841	841
Matured Bonds Payable	0	0	0	0	2,000	2,000
Income Tax Refunds Payable	17,190	0	0	5,730	0	22,920
<i>Total Liabilities</i>	<u>132,139</u>	<u>18,319</u>	<u>10,859</u>	<u>5,730</u>	<u>13,636</u>	<u>180,683</u>
<b>Deferred Inflows of Resources</b>						
Property Taxes Levied for the Next Year	251,174	153,740	73,735	0	22,150	500,799
Delinquent Property Taxes	15,795	10,684	4,646	0	1,393	32,518
Income Tax	409,505	0	0	136,502	0	546,007
Unavailable Revenue	107,591	27,935	6,581	175,310	137,785	455,202
<i>Total Deferred Inflows of Resources</i>	<u>784,065</u>	<u>192,359</u>	<u>84,962</u>	<u>311,812</u>	<u>161,328</u>	<u>1,534,526</u>
<b>Fund Balances</b>						
Nonspendable	1,598	0	0	0	0	1,598
Restricted	0	250,854	6,301	579,550	430,733	1,267,438
Committed	14,062	0	0	0	0	14,062
Assigned	20,869	0	0	0	0	20,869
Unassigned	646,178	0	0	0	0	646,178
<i>Total Fund Balances</i>	<u>682,707</u>	<u>250,854</u>	<u>6,301</u>	<u>579,550</u>	<u>430,733</u>	<u>1,950,145</u>
<i>Total Liabilities, Deferred Inflows of Resources and Fund Balances</i>	<u>\$ 1,598,911</u>	<u>\$ 461,532</u>	<u>\$ 102,122</u>	<u>\$ 897,092</u>	<u>\$ 605,697</u>	<u>\$ 3,665,354</u>

See accompanying notes to the basic financial statements.



**City of Rittman**  
**Wayne County, Ohio**  
*Reconciliation of Total Governmental Fund Balances to*  
*Net Position of Governmental Activities*  
*December 31, 2015*

<b>Total Governmental Fund Balances</b>	\$	1,950,145
 <i>Amounts reported for governmental activities in the statement of net position are different because:</i>		
Capital assets used in governmental activities are not financial resources and therefore are not reported in the funds.		6,222,650
Other long-term assets are not available to pay for current-period expenditures and therefore are deferred in the funds:		
Delinquent Property Taxes	\$ 32,518	
Income Taxes	546,007	
Intergovernmental	253,841	
Special Assessments	175,310	
Other	<u>26,051</u>	1,033,727
Accrued interest payable is not due and payable in the current period and therefore not reported in the funds.		(1,659)
The net pension liability is not due and payable in the current period; therefore, the liability and related deferred inflows/outflows are not reported in governmental funds.		
Net Pension Asset	2,634	
Deferred Outflows - Pension	355,935	
Deferred Inflows - Pension	(21,545)	
Net Pension Liability	<u>(2,266,079)</u>	(1,929,055)
Long-term liabilities are not due and payable in the current period and therefore are not reported in the funds:		
General Obligation Bonds	(627,000)	
Loans Payable	(212,587)	
Notes Payable	(106,970)	
Compensated Absences	<u>(201,276)</u>	<u>(1,147,833)</u>
 <i>Net Position of Governmental Activities</i>	 \$	 <u><u>6,127,975</u></u>

See accompanying notes to the basic financial statements.

**City of Rittman**  
**Wayne County, Ohio**  
*Statement of Revenues, Expenditures and Changes in Fund Balances*  
*Governmental Funds*  
*For the Year Ended December 31, 2015*

	General Fund	Emergency Medical Service Fund	Fire Department Levy Fund	Capital Improvements Fund	Nonmajor Governmental Funds	Total Governmental Funds
<b>Revenues</b>						
Property and Other Local Taxes	\$ 341,125	\$ 164,366	\$ 78,954	\$ 0	\$ 23,685	\$ 608,130
Income Taxes	1,258,467	0	0	439,766	0	1,698,233
Special Assessments	0	0	0	49,838	0	49,838
Charges for Services	529,815	189,738	0	0	5,275	724,828
Fines, Licenses and Permits	42,549	0	0	0	951	43,500
Intergovernmental	334,652	64,130	16,824	91,640	452,660	959,906
Investment Earnings	36,872	0	0	504	289	37,665
Other	16,464	12,596	300	19	5,590	34,969
<i>Total Revenues</i>	<u>2,559,944</u>	<u>430,830</u>	<u>96,078</u>	<u>581,767</u>	<u>488,450</u>	<u>4,157,069</u>
<b>Expenditures</b>						
Current:						
General Government	599,205	3,263	1,569	0	6,424	610,461
Security of Persons and Property	1,032,642	744,116	113,142	0	28,848	1,918,748
Public Health	93,894	0	0	0	0	93,894
Leisure Time Services	457,718	0	0	0	0	457,718
Transportation	96,369	0	0	0	420,614	516,983
Capital Outlay	0	0	0	380,018	0	380,018
Debt Service:						
Principal Retirement	7,000	18,030	36,209	0	105,000	166,239
Interest and Fiscal Charges	0	1,141	3,370	0	17,868	22,379
<i>Total Expenditures</i>	<u>2,286,828</u>	<u>766,550</u>	<u>154,290</u>	<u>380,018</u>	<u>578,754</u>	<u>4,166,440</u>
<i>Excess of Revenues Over (Under) Expenditures</i>	<u>273,116</u>	<u>(335,720)</u>	<u>(58,212)</u>	<u>201,749</u>	<u>(90,304)</u>	<u>(9,371)</u>
<b>Other Financing Sources (Uses)</b>						
Proceeds from Sale of Assets	1,221	26,602	0	0	0	27,823
Issuance of OPWC Loans	0	0	0	85,000	0	85,000
Issuance of Notes	0	111,000	0	0	0	111,000
Transfers In	0	0	59,000	0	123,165	182,165
Transfers Out	(59,000)	0	0	(123,165)	0	(182,165)
<i>Total Other Financing Sources (Uses)</i>	<u>(57,779)</u>	<u>137,602</u>	<u>59,000</u>	<u>(38,165)</u>	<u>123,165</u>	<u>223,823</u>
<i>Net Change in Fund Balance</i>	215,337	(198,118)	788	163,584	32,861	214,452
<i>Fund Balance Beginning of Year</i> <i>Restated, See Note 2</i>	<u>467,370</u>	<u>448,972</u>	<u>5,513</u>	<u>415,966</u>	<u>397,872</u>	<u>1,735,693</u>
<i>Fund Balance End of Year</i>	<u>\$ 682,707</u>	<u>\$ 250,854</u>	<u>\$ 6,301</u>	<u>\$ 579,550</u>	<u>\$ 430,733</u>	<u>\$ 1,950,145</u>

See accompanying notes to the basic financial statements.

**City of Rittman**  
**Wayne County, Ohio**  
*Reconciliation of the Statement of Revenues, Expenditures and Changes  
in Fund Balances of Governmental Funds to the Statement of Activities  
For the Year Ended December 31, 2015*

<b>Net Change in Fund Balances - Total Governmental Funds</b>	\$	214,452
 <i>Amounts reported for governmental activities in the statement of activities are different because:</i>		
Governmental funds report capital outlays as expenditures. However, in the statement of activities, the cost of those assets is allocated over their estimated useful lives as depreciation expense.		
Capital Asset Additions	\$ 739,059	
Current Year Depreciation	<u>(488,608)</u>	250,451
 Revenues in the statement of activities that do not provide current financial resources are not reported as revenues in the funds.		
Delinquent Property Taxes	11,473	
Income Taxes	113,060	
Special Assessments	10,429	
Intergovernmental	(76,594)	
Other	<u>10,924</u>	69,292
 Repayment of principal is an expenditure in the governmental funds, but the repayment reduces long-term liabilities in the statement of net position.		
General Obligation Bonds	105,000	
Loans Payable	36,209	
Notes Payable	<u>25,030</u>	166,239
 Debt proceeds issued in the governmental funds that increase long-term liabilities in the statement of net position are not reported as revenues.		
Loans Payable	(85,000)	
Notes Payable	<u>(111,000)</u>	(196,000)
 In the statement of activities, interest is accrued on outstanding bonds, and bond premium and the gain/loss on refunding are amortized over the term of the bonds, whereas in governmental funds, an interest expenditure is reported when bonds are issued.		
Accrued Interest Payable		292
 Contractually required pension contributions are reported as expenditures in governmental funds; however, the statement of net position reports these amounts as deferred outflows.		
		245,997
 Except for amount reported as deferred inflows/outflows, changes in the net pension liability are reported as pension expense in the statement of activities.		
		(236,026)
 Some expenses reported in the statement of activities, do not require the use of current financial resources and therefore are not reported as expenditures in governmental funds.		
Compensated Absences		<u>(7,273)</u>
 <i>Change in Net Position of Governmental Activities</i>	 \$	 <u><u>507,424</u></u>

See accompanying notes to the basic financial statements.

**City of Rittman**  
**Wayne County, Ohio**  
*Statement of Revenues, Expenditures and Changes*  
*in Fund Balance - Budget (Non-GAAP Basis) and Actual*  
*General Fund*  
*For the Year Ended December 31, 2015*

	Budgeted Amounts			Variance with Final Budget
	Original	Final	Actual	
<b>Revenues</b>				
Property and Other Local Taxes	\$ 262,000	\$ 262,000	\$ 267,938	\$ 5,938
Income Taxes	798,000	798,000	1,184,065	386,065
Charges for Services	571,200	571,200	527,004	(44,196)
Fines, Licenses and Permits	122,710	122,710	116,407	(6,303)
Intergovernmental	343,670	343,670	337,369	(6,301)
Investment Earnings	25,000	25,000	31,923	6,923
Contributions and Donations	300	300	0	(300)
Other	12,850	12,850	17,603	4,753
<i>Total Revenues</i>	<u>2,135,730</u>	<u>2,135,730</u>	<u>2,482,309</u>	<u>346,579</u>
<b>Expenditures</b>				
Current:				
General Government	593,690	618,280	599,664	18,616
Security of Persons and Property	1,059,650	1,076,650	1,059,719	16,931
Public Health	105,545	108,145	94,344	13,801
Leisure Time Services	453,735	473,116	462,384	10,732
Transportation	91,485	97,460	94,783	2,677
Debt Service:				
Principal Retirement	7,000	7,000	7,000	0
<i>Total Expenditures</i>	<u>2,311,105</u>	<u>2,380,651</u>	<u>2,317,894</u>	<u>62,757</u>
<i>Excess of Revenues Over (Under) Expenditures</i>	<u>(175,375)</u>	<u>(244,921)</u>	<u>164,415</u>	<u>409,336</u>
<b>Other Financing Sources (Uses)</b>				
Proceeds from Sale of Assets	480	480	1,221	741
Transfers Out	(59,000)	(59,000)	(59,000)	0
<i>Total Other Financing Sources (Uses)</i>	<u>(58,520)</u>	<u>(58,520)</u>	<u>(57,779)</u>	<u>741</u>
<i>Net Change in Fund Balance</i>	(233,895)	(303,441)	106,636	410,077
<i>Fund Balance Beginning of Year</i>	381,533	381,533	381,533	0
Prior Year Encumbrances Appropriated	6,564	6,564	6,564	0
<i>Fund Balance End of Year</i>	<u>\$ 154,202</u>	<u>\$ 84,656</u>	<u>\$ 494,733</u>	<u>\$ 410,077</u>

See accompanying notes to the basic financial statements.

**City of Rittman**  
**Wayne County, Ohio**  
*Statement of Revenues, Expenditures and Changes*  
*in Fund Balance - Budget (Non-GAAP Basis) and Actual*  
*Emergency Medical Service Fund*  
*For the Year Ended December 31, 2015*

	<u>Budgeted Amounts</u>			Variance with Final Budget
	<u>Original</u>	<u>Final</u>	<u>Actual</u>	
<b>Revenues</b>				
Property and Other Local Taxes	\$ 158,000	\$ 158,000	\$ 164,366	\$ 6,366
Charges for Services	199,230	199,230	200,198	968
Intergovernmental	30,000	44,286	52,944	8,658
Contributions and Donations	1,000	1,000	0	(1,000)
Other	4,000	4,000	12,527	8,527
<i>Total Revenues</i>	<u>392,230</u>	<u>406,516</u>	<u>430,035</u>	<u>23,519</u>
<b>Expenditures</b>				
Current:				
General Government	3,650	3,650	3,263	387
Security of Persons and Property	446,548	759,231	755,460	3,771
Debt Service:				
Principal Retirement	0	18,030	18,030	0
Interest and Fiscal Charges	0	1,141	1,141	0
<i>Total Expenditures</i>	<u>450,198</u>	<u>782,052</u>	<u>777,894</u>	<u>4,158</u>
<i>Excess of Revenues Over (Under) Expenditures</i>	(57,968)	(375,536)	(347,859)	27,677
<b>Other Financing Sources (Uses)</b>				
Issuance of Notes	0	111,000	111,000	0
Proceeds from Sale of Assets	0	0	26,602	26,602
<i>Total Other Financing Sources (Uses)</i>	<u>0</u>	<u>111,000</u>	<u>137,602</u>	<u>26,602</u>
<i>Net Change in Fund Balance</i>	(57,968)	(264,536)	(210,257)	54,279
<i>Fund Balance Beginning of Year</i>	451,345	451,345	451,345	0
Prior Year Encumbrances Appropriated	4,810	4,810	4,810	0
<i>Fund Balance End of Year</i>	<u>\$ 398,187</u>	<u>\$ 191,619</u>	<u>\$ 245,898</u>	<u>\$ 54,279</u>

See accompanying notes to the basic financial statements.

**City of Rittman**  
**Wayne County, Ohio**  
*Statement of Revenues, Expenditures and Changes*  
*in Fund Balance - Budget (Non-GAAP Basis) and Actual*  
*Fire Department Levy Fund*  
*For the Year Ended December 31, 2015*

	<u>Budgeted Amounts</u>			Variance with Final Budget
	<u>Original</u>	<u>Final</u>	<u>Actual</u>	
<b>Revenues</b>				
Property and Other Local Taxes	\$ 77,000	\$ 77,000	\$ 78,954	\$ 1,954
Intergovernmental	13,300	13,300	16,939	3,639
Other	0	0	185	185
<i>Total Revenues</i>	<u>90,300</u>	<u>90,300</u>	<u>96,078</u>	<u>5,778</u>
<b>Expenditures</b>				
Current:				
General Government	1,800	1,800	1,569	231
Security of Persons and Property	110,270	116,850	117,687	(837)
Debt Service:				
Principal Retirement	35,630	36,209	36,209	0
Interest and Fiscal Charges	3,370	3,370	3,370	0
<i>Total Expenditures</i>	<u>151,070</u>	<u>158,229</u>	<u>158,835</u>	<u>(606)</u>
<i>Excess of Revenues Over (Under) Expenditures</i>	<u>(60,770)</u>	<u>(67,929)</u>	<u>(62,757)</u>	<u>5,172</u>
<b>Other Financing Sources (Uses)</b>				
Transfers In	59,000	59,000	59,000	0
<i>Net Change in Fund Balance</i>	(1,770)	(8,929)	(3,757)	5,172
<i>Fund Balance Beginning of Year</i>	16,478	16,478	16,478	0
Prior Year Encumbrances Appropriated	2,951	2,951	2,951	0
<i>Fund Balance End of Year</i>	<u>\$ 17,659</u>	<u>\$ 10,500</u>	<u>\$ 15,672</u>	<u>\$ 5,172</u>

See accompanying notes to the basic financial statements.

**City of Rittman**  
**Wayne County, Ohio**  
*Statement of Fund Net Position*  
*Proprietary Funds*  
*December 31, 2015*

	Enterprise Funds			Total
	Water Fund	Sewer Fund	Solid Waste Fund	
<b>Assets</b>				
<i>Current Assets:</i>				
Equity in Pooled Cash and Investments	\$ 266,758	\$ 1,213,496	\$ 297,092	\$ 1,777,346
Cash and Investments in Segregated Accounts	13,913	0	0	13,913
Accounts Receivable	86,221	200,194	81,834	368,249
Intergovernmental Receivable	0	0	2,454	2,454
<i>Total Current Assets</i>	<u>366,892</u>	<u>1,413,690</u>	<u>381,380</u>	<u>2,161,962</u>
<i>Non-Current Assets:</i>				
Restricted Assets - Customer Deposits	46,780	0	0	46,780
Net Pension Asset (see Note 9)	524	582	38	1,144
Non-Depreciable Capital Assets	31,686	32,250	0	63,936
Depreciable Capital Assets, Net	5,527,820	6,807,210	14,394	12,349,424
<i>Total Non-Current Assets</i>	<u>5,606,810</u>	<u>6,840,042</u>	<u>14,432</u>	<u>12,461,284</u>
<i>Total Assets</i>	<u>5,973,702</u>	<u>8,253,732</u>	<u>395,812</u>	<u>14,623,246</u>
<b>Deferred Outflow of Resources</b>				
Pension	42,490	47,258	3,090	92,838
<b>Liabilities</b>				
<i>Current Liabilities:</i>				
Accounts Payable	6,737	38,710	55,291	100,738
Accrued Wages	8,889	9,515	602	19,006
Intergovernmental Payable	10,872	12,305	1,128	24,305
Matured Interest Payable	3,713	0	0	3,713
Matured Bonds Payable	10,200	0	0	10,200
Accrued Interest Payable	1,603	9,497	0	11,100
Customer Deposits Payable	46,780	0	0	46,780
Compensated Absences Payable	24,848	36,745	2,144	63,737
OPWC Loans Payable	21,116	0	0	21,116
General Obligation Bonds Payable	90,000	13,000	0	103,000
Revenue Bonds Payable	0	31,000	0	31,000
<i>Total Current Liabilities</i>	<u>224,758</u>	<u>150,772</u>	<u>59,165</u>	<u>434,695</u>
<i>Long-Term Liabilities:</i>				
Net Pension Liability (see Note 9)	234,468	260,786	17,054	512,308
Compensated Absences Payable - Net of Current Portion	23,679	14,976	2,940	41,595
OPWC Loans Payable - Net of Current Portion	394,150	0	0	394,150
General Obligation Bonds Payable - Net of Current Portion	765,000	0	0	765,000
Revenue Bonds Payable - Net of Current Portion	0	770,900	0	770,900
<i>Total Long-Term Liabilities</i>	<u>1,417,297</u>	<u>1,046,662</u>	<u>19,994</u>	<u>2,483,953</u>
<i>Total Liabilities</i>	<u>1,642,055</u>	<u>1,197,434</u>	<u>79,159</u>	<u>2,918,648</u>
<b>Deferred Inflows of Resources</b>				
Pension	4,279	4,759	311	9,349
<b>Net Position</b>				
Net Investment in Capital Assets	4,289,240	6,024,560	14,394	10,328,194
Unrestricted	80,618	1,074,237	305,038	1,459,893
<i>Total Net Position</i>	<u>\$ 4,369,858</u>	<u>\$ 7,098,797</u>	<u>\$ 319,432</u>	<u>\$ 11,788,087</u>

See accompanying notes to the basic financial statements.

**City of Rittman**  
**Wayne County, Ohio**  
*Statement of Revenues, Expenses and Changes in Fund Net Position*  
*Proprietary Funds*  
*For the Year Ended December 31, 2015*

	Enterprise Funds			Total
	Water Fund	Sewer Fund	Solid Waste Fund	
<b>Operating Revenues</b>				
Charges for Services	\$ 541,392	\$ 1,311,828	\$ 470,152	\$ 2,323,372
Other	6,969	4,727	11	11,707
<i>Total Operating Revenues</i>	<u>548,361</u>	<u>1,316,555</u>	<u>470,163</u>	<u>2,335,079</u>
<b>Operating Expenses</b>				
Personal Services	346,137	393,802	27,176	767,115
Contractual Services	161,103	238,767	388,942	788,812
Materials and Supplies	47,605	68,994	818	117,417
Depreciation	224,736	270,631	5,149	500,516
Other	90,000	90,000	0	180,000
<i>Total Operating Expenses</i>	<u>869,581</u>	<u>1,062,194</u>	<u>422,085</u>	<u>2,353,860</u>
<i>Operating Income (Loss)</i>	<u>(321,220)</u>	<u>254,361</u>	<u>48,078</u>	<u>(18,781)</u>
<b>Non-Operating Revenues (Expenses)</b>				
Intergovernmental	0	0	25,331	25,331
Income Tax	5,895	0	0	5,895
Interest and Fiscal Charges	(20,990)	(43,173)	0	(64,163)
<i>Total Non-Operating Revenues (Expense)</i>	<u>(15,095)</u>	<u>(43,173)</u>	<u>25,331</u>	<u>(32,937)</u>
<i>Income (Loss) Before Capital Contributions</i>	<u>(336,315)</u>	<u>211,188</u>	<u>73,409</u>	<u>(51,718)</u>
Capital Contributions	165,000	0	0	165,000
<i>Change in Net Position</i>	<u>(171,315)</u>	<u>211,188</u>	<u>73,409</u>	<u>113,282</u>
<i>Net Position Beginning of Year</i> <i>Restated, See Note 2</i>	<u>4,541,173</u>	<u>6,887,609</u>	<u>246,023</u>	<u>11,674,805</u>
<i>Net Position End of Year</i>	<u>\$ 4,369,858</u>	<u>\$ 7,098,797</u>	<u>\$ 319,432</u>	<u>\$ 11,788,087</u>

See accompanying notes to the basic financial statements.



**City of Rittman**  
**Wayne County, Ohio**  
*Statement of Cash Flows*  
*Proprietary Funds*  
For the Year Ended December 31, 2015

	Enterprise Funds			Totals
	Water Fund	Sewer Fund	Solid Waste Fund	
<b>Cash Flows from Operating Activities</b>				
Cash Received from Customers	\$ 526,738	\$ 1,292,919	\$ 459,981	\$ 2,279,638
Cash Received from Other Operating Receipts	6,969	4,727	11	11,707
Cash Payments to Suppliers for Goods and Services	(29,953)	(51,885)	1,350	(80,488)
Cash Payments to Employees for Services and Benefits	(347,794)	(398,841)	(26,959)	(773,594)
Cash Payments for Contractual Services	(207,419)	(437,623)	(388,306)	(1,033,348)
Other Cash Payments	(90,000)	(90,000)	0	(180,000)
<i>Net Cash Provided by (Used for) Operating Activities</i>	<u>(141,459)</u>	<u>319,297</u>	<u>46,077</u>	<u>223,915</u>
<b>Cash Flows from Noncapital Financing Activities</b>				
Income Tax	98,797	0	0	98,797
Intergovernmental Revenue	0	0	26,167	26,167
<i>Net Cash Provided by (Used for) Noncapital Financing Activities</i>	<u>98,797</u>	<u>0</u>	<u>26,167</u>	<u>124,964</u>
<b>Cash Flows from Capital and Related Financing Activities</b>				
Capital Contributions	165,000	0	0	165,000
Proceeds of OPWC Loans	165,000	0	0	165,000
Payment for Capital Acquisitions	(362,846)	(211,534)	0	(574,380)
Principal Payments on Debt	(101,991)	(42,000)	0	(143,991)
Interest Payments on Debt	(21,150)	(43,566)	0	(64,716)
<i>Net Cash Provided by (Used for) Capital and Related Financing Activities</i>	<u>(155,987)</u>	<u>(297,100)</u>	<u>0</u>	<u>(453,087)</u>
<i>Net Increase (Decrease) in Cash and Cash Equivalents</i>	(198,649)	22,197	72,244	(104,208)
<i>Cash and Cash Equivalents Beginning of Year</i>	526,100	1,191,299	224,848	1,942,247
<i>Cash and Cash Equivalents End of Year</i>	<u>\$ 327,451</u>	<u>\$ 1,213,496</u>	<u>\$ 297,092</u>	<u>\$ 1,838,039</u>
<b>Reconciliation of Operating Income (Loss) to Net Cash Provided by (Used for) Operating Activities</b>				
Operating Income (Loss)	\$ (321,220)	\$ 254,361	\$ 48,078	\$ (18,781)
Adjustments:				
Depreciation	224,736	270,631	5,149	500,516
(Increase) Decrease in Assets and Deferred Outflows:				
Accounts Receivable	(17,334)	(18,909)	(10,171)	(46,414)
Prepaid Items	1,920	1,711	2,168	5,799
Materials and Supplies Inventory	15,732	15,398	0	31,130
Net Pension Asset	(381)	(423)	(28)	(832)
Deferred Outflows - Pension	(13,295)	(14,786)	(966)	(29,047)
Increase (Decrease) in Liabilities and Deferred Inflows:				
Accounts Payable	(46,316)	(191,160)	636	(236,840)
Accrued Wages	186	1,209	84	1,479
Retainage Payable	0	(7,696)	0	(7,696)
Compensated Absences Payable	4,296	36	256	4,588
Intergovernmental Payable	(2,038)	(1,724)	175	(3,587)
Customer Deposits Payable	2,680	0	0	2,680
Deferred Inflows - Pension	4,279	4,759	311	9,349
Net Pension Liability	5,296	5,890	385	11,571
<i>Net Cash Provided by (Used For) Operating Activities</i>	<u>\$ (141,459)</u>	<u>\$ 319,297</u>	<u>\$ 46,077</u>	<u>\$ 223,915</u>

See accompanying notes to the basic financial statements.

**City of Rittman**  
**Wayne County, Ohio**  
*Statement of Fiduciary Assets and Liabilities*  
*Agency Funds*  
*December 31, 2015*

---

---

	<u>Agency Funds</u>
<b>Assets</b>	
Equity in Pooled Cash and Investments	\$ 5,675
<i>Total Assets</i>	<u>\$ 5,675</u>
<b>Liabilities</b>	
Undistributed Monies	\$ 5,675
<i>Total Liabilities</i>	<u>\$ 5,675</u>

See accompanying notes and accountant's compilation report.

**City of Rittman**  
**Wayne County, Ohio**  
*Notes to the Basic Financial Statements*  
*For the Year Ended December 31, 2015*

---

**Note 1 – Description of the City and Reporting Entity**

The City of Rittman, Ohio (the “City”) is a home rule municipal corporation established under the laws of the State of Ohio which operates under its own Charter. The current Charter, which provides for a Mayor-Council-Manager form of government, was adopted in 1960.

***Reporting Entity***

The reporting entity is comprised of the primary government, component units and other organizations that are included to ensure that the financial statements of the City are fairly presented and complete. The primary government consists of all funds, departments, boards, and commissions that are not legally separate from the City. The City provides municipal services such as police, fire fighting and prevention, street lighting and maintenance, emergency medical service, solid waste collection and recycling, parks and recreation, and a staff to provide the necessary support to these services. The City also operates certain enterprise operations such as a sewage treatment plant, a water treatment plant, and solid waste disposal services. The operations of all of these services are included in the reporting entity.

Component units are legally separate organizations for which the City is financially accountable. The City is financially accountable for an organization if the City appoints a voting majority of the organization's governing board and (1) the City is able to significantly influence the programs or services performed or provided by the organization; or (2) the City is legally entitled to or can otherwise access the organization's resources; (3) the City is legally obligated or has otherwise assumed the responsibility to finance the deficits of, or provide financial support to, the organization; or (4) the City is obligated for the debt of the organization. Component units may also include organizations for which the City approves the budget, the issuance of debt or the levying of taxes. The City has no blended or discretely presented component units.

**Note 2 – Summary of Significant Accounting Policies**

The basic financial statements of the City have been prepared in conformity with generally accepted accounting principles (GAAP) as applied to local governmental units. The Governmental Accounting Standards Board (GASB) is the accepted standard-setting body for establishing governmental accounting and financial reporting principles.

The most significant of the City's accounting policies are described below.

***Basis of Presentation***

The City's basic financial statements consist of government-wide statements, including a statement of net position and a statement of activities, and fund financial statements, which provide a more detailed level of financial information.

**City of Rittman**  
**Wayne County, Ohio**  
*Notes to the Basic Financial Statements*  
*For the Year Ended December 31, 2015*

---

***Government-wide Financial Statements***

The statement of net position and the statement of activities display information about the City as a whole. These statements include the financial activities of the primary government, except for fiduciary funds. The statements distinguish between those activities of the City that are governmental and those that are considered business-type activities.

The statement of net position presents the financial condition of the governmental and business-type activities of the City at year-end. The statement of activities presents a comparison between direct expenses and program revenues for each program or function of the City's governmental activities and for the business-type activities. Direct expenses are those that are specifically associated with a service, program or department and therefore are clearly identifiable to a particular function. Program revenues include charges paid by the recipient of the goods or services offered by the program, grants and contributions that are restricted to meeting the operational or capital requirements of a particular program and interest earned on grants that is required to be used to support a particular program. Revenues, which are not classified as program revenues, are presented as general revenues of the City, with certain limited exceptions. The comparison of direct expenses with program revenues identifies the extent to which each business segment or governmental function is self-financing or draws from the general revenues of the City.

***Fund Financial Statements***

During the year, the City segregates transactions related to certain City functions or activities in separate funds in order to aid financial management and to demonstrate legal compliance. Fund financial statements are designed to present financial information of the City at this more detailed level. The focus of governmental and enterprise fund financial statements is on major funds. Each major fund is presented in a separate column. Nonmajor funds are aggregated and presented in a single column. Fiduciary funds are reported by type.

***Fund Accounting***

The City uses funds to maintain its financial records during the year. A fund is defined as a fiscal and accounting entity with a self-balancing set of accounts. There are three categories of funds: governmental, proprietary and fiduciary.

***Governmental Funds***

Governmental funds are those through which most governmental functions typically are financed. Governmental fund reporting focuses on the sources, uses and balances of current financial resources. Expendable assets are assigned to the various governmental funds according to the purposes for which they may or must be used. Current liabilities are assigned to the fund from which they will be paid. The difference between governmental fund assets and deferred outflows of resources and liabilities and deferred inflows of resources is reported as fund balance. The following are the City's major governmental funds:

**City of Rittman**  
**Wayne County, Ohio**

*Notes to the Basic Financial Statements*  
*For the Year Ended December 31, 2015*

---

*General Fund* - The general fund accounts for all financial resources except those required to be accounted for in another fund. The general fund balance is available to the City for any purpose provided it is expended or transferred according to the general laws of Ohio.

*Emergency Medical Service Fund* - This special revenue fund is to account for property taxes levied and other revenues for the operations of emergency medical services.

*Fire Department Levy Fund* – This special revenue fund is to account for property taxes levied and other revenues for fire department operations.

*Capital Improvements Fund* – This capital projects fund is used to account for financial resources that are used for the acquisition, construction or improvement of the City’s capital facilities.

The other governmental funds of the City account for grants and other resources to which the City is bound to observe constraints imposed upon the use of the resources.

***Proprietary Funds***

Proprietary fund reporting focuses on changes in net position, financial position and cash flows. Proprietary funds are classified as enterprise.

*Enterprise Funds* - Enterprise funds may be used to account for any activity for which a fee is charged to external users for goods or services. The following are the City’s major enterprise funds:

*Water Fund* - The water fund accounts for the provision of water treatment and distribution to its residential and commercial users located within the City. These resources are primarily generated through charges for water service.

*Sewer Fund* - The sewer fund accounts for the provision of sanitary sewer service to its residential and commercial users located within the City. These resources are primarily generated through charges for sanitation services.

*Solid Waste Fund* - The solid waste fund accounts for operation of the City’s solid waste (refuse, leaves and brush) pickup and disposal services. These resources are primarily generated through charges for services.

***Fiduciary Funds***

Fiduciary fund reporting focuses on net position and changes in net position. The fiduciary fund category is split into four classifications: pension trust funds, investment trust funds, private purpose trust funds, and agency funds. Trust funds are used to account for assets held by the City under a trust agreement for individuals, private organizations, or other governments and are therefore not available to support the City’s own programs. The City does not have trust funds. The agency fund accounts for returnable bonds. The City’s agency fund is custodial in nature (assets equal liabilities) and does not involve measurement of results of operations. The City’s agency fund accounts for deposits received from contractors and developers which will be refunded upon successful completion of the projects.

**City of Rittman**  
**Wayne County, Ohio**  
*Notes to the Basic Financial Statements*  
*For the Year Ended December 31, 2015*

---

***Measurement Focus***

***Government-wide Financial Statements***

The government-wide financial statements are prepared using the economic resources measurement focus. All non-fiduciary assets and deferred outflows of resources and all liabilities and deferred inflows of resources associated with the operation of the City are included on the statement of net position.

***Fund Financial Statements***

All governmental funds are accounted for using a flow of current financial resources measurement focus. With this measurement focus, only current assets and deferred outflows of resources and current liabilities and deferred inflows of resources generally are included on the balance sheet. The statement of revenues, expenditures and changes in fund balances reports on the sources (i.e., revenues and other financing sources) and uses (i.e., expenditures and other financing uses) of current financial resources. This approach differs from the manner in which the governmental activities of the government-wide financial statements are prepared. Governmental fund financial statements therefore include a reconciliation with brief explanations to better identify the relationship between the government-wide statements and the statements for governmental funds.

Like the government-wide statements, all proprietary funds are accounted for on a flow of economic resources measurement focus. All assets and deferred outflows of resources and all liabilities and deferred inflows of resources associated with the operation of these funds are included on the statement of net position. The statement of changes in fund net position presents increases (i.e., revenues) and decreases (i.e., expenses) in total net position. The statement of cash flows provides information about how the City finances and meets the cash flow needs of its proprietary activities.

Agency funds do not report a measurement focus as they do not report operations.

***Basis of Accounting***

Basis of accounting determines when transactions are recorded in the financial records and reported on the financial statements. Government-wide financial statements are prepared using the accrual basis of accounting. Governmental funds use the modified accrual basis of accounting. Proprietary and fiduciary funds use the accrual basis of accounting. Differences in the accrual and modified accrual basis of accounting arise in the recognition of revenue, the recording of deferred inflows/outflows of resources and in the presentation of expenses versus expenditures.

**City of Rittman**  
**Wayne County, Ohio**  
*Notes to the Basic Financial Statements*  
*For the Year Ended December 31, 2015*

---

***Revenues - Exchange and Non-exchange Transactions***

Revenue resulting from exchange transactions, in which each party gives and receives essentially equal value, is recorded on the accrual basis when the exchange takes place. On a modified accrual basis, revenue is recorded in the fiscal year in which the resources are measurable and become available. Available means that the resources will be collected within the current fiscal year or are expected to be collected soon enough thereafter to be used to pay liabilities of the current fiscal year. For the City, available means expected to be received within sixty days of year-end. Non-exchange transactions, in which the City receives value without directly giving equal value in return, include income taxes, property taxes, grants, entitlements and donations. On an accrual basis, revenue from income taxes is recognized in the period in which the income is earned. Revenue from property taxes is recognized in the year for which the taxes are levied (See Note 7). Revenue from grants, entitlements and donations is recognized in the year in which all eligibility requirements have been satisfied. Eligibility requirements include timing requirements, which specify the year when the resources are required to be used or the year when use is first permitted, matching requirements, in which the City must provide local resources to be used for a specified purpose, and expenditure requirements, in which the resources are provided to the City on a reimbursement basis. On a modified accrual basis, revenue from non-exchange transactions must also be available before it can be recognized. Under the modified accrual basis, the following revenue sources are considered to be both measurable and available at year end: income tax, state-levied locally shared taxes (including gasoline tax), fines and forfeitures, interest, grants and fees.

***Deferred Inflows of Resources and Deferred Outflows of Resources***

In addition to assets, the statements of financial position will sometimes report a separate section for deferred outflows of resources. Deferred outflows of resources represent a consumption of net position that applies to a future period and will not be recognized as an outflow of resources (expense/expenditure) until then. For the City, deferred outflows of resources are reported on the government-wide statement of net position for pension. The deferred outflows of resources related to pension are explained in Note 9.

In addition to liabilities, the statements of financial position report a separate section for deferred inflows of resources. Deferred inflows of resources represent an acquisition of net position that applies to a future period and will not be recognized until that time. For the City, deferred inflows of resources include property taxes, pension, and unavailable revenue. Property taxes represent amounts for which there is an enforceable legal claim as of December 31, 2015, but which were levied to finance 2016 operations. These amounts have been recorded as a deferred inflow on both the government-wide statement of net position and governmental fund financial statements. Unavailable revenue is reported only on the governmental funds balance sheet, and represents receivables which will not be collected within the available period. For the City, unavailable revenue includes delinquent property taxes, intergovernmental grants and miscellaneous revenues. These amounts are deferred and recognized as an inflow of resources in the period the amounts become available. Deferred inflows of resources related to pension are reported on the government-wide statement of net position. (See Note 9)

**City of Rittman**  
**Wayne County, Ohio**  
*Notes to the Basic Financial Statements*  
*For the Year Ended December 31, 2015*

---

***Expenses/Expenditures***

On the accrual basis of accounting, expenses are recognized at the time they are incurred. The measurement focus of governmental fund accounting is on decreases in net financial resources (expenditures) rather than expenses. Expenditures are generally recognized in the accounting period in which the related fund liability is incurred, if measurable. Allocations of cost, such as depreciation and amortization, are not recognized in governmental funds.

***Budgetary Data***

All funds, except agency funds, are legally required to be budgeted and appropriated, however, only governmental funds are required to be reported. The major documents prepared are the tax budget, the certificate of estimated resources, and the appropriations resolution, all of which are prepared on the budgetary basis of accounting. The tax budget demonstrates a need for existing or increased tax rates. The certificate of estimated resources establishes a limit on the amount Council may appropriate. The appropriations resolution is Council's authorization to spend resources and sets annual limits on expenditures plus encumbrances at the level of control selected by Council. The legal level of control has been established by Council at the object level (personal services and other) within each department in the general fund and at the object level (personal services and other) for all other funds. Budgetary modifications may only be made by resolution of the City Council at the legal level of control.

The certificate of estimated resources may be amended during the year if projected increases or decreases in revenue are identified by the Director of Finance. The amounts reported as the original budgeted amounts on the budgetary statements reflect the amounts on the certificate of estimated resources when the original appropriations were adopted. The amounts reported as the final budgeted amounts on the budgetary statements reflect the amounts on the final amended certificate of estimated resources issued during 2015.

The appropriation resolution is subject to amendment throughout the year with the restriction that appropriations cannot exceed estimated resources. The amounts reported as the original budgeted amounts reflect the first appropriation resolution for that fund that covered the entire year, including amounts automatically carried forward from prior years. The amounts reported as the final budgeted amounts represent the final appropriation amounts passed by Council during the year.

***Cash and Investments***

Cash received by the City is deposited in a central bank account. Monies for all funds, except cash held by a trustee or fiscal agent, are maintained in the account or temporarily used to purchase investments. Individual fund integrity is maintained through City records. Each fund's interest in the pool of cash and investments is presented as "equity in pooled cash and investments" in the basic financial statements.

Investments with original maturities of three months or less and investments of the cash management pool are presented on the financial statements as cash equivalents.



**City of Rittman**  
**Wayne County, Ohio**

*Notes to the Basic Financial Statements*  
*For the Year Ended December 31, 2015*

---

The City utilizes financial institutions to service bonded debt as principal and interest payments come due. These account balances are presented as “cash and investments in segregated accounts.” The water fund also has accounts within restricted accounts during the year for customer deposits.

During 2015, investments included STAR Ohio, STAR Plus and certificates of deposit.

Except for nonparticipating investment contracts, investments are reported at fair value, which is based on quoted market prices. Nonparticipating investment contracts such as nonnegotiable certificates of deposit are reported at cost.

STAR Ohio is an investment pool managed by the State Treasurer's Office which allows governments within the State to pool their funds for investment purposes. STAR Ohio is not registered with the SEC as an investment company, but does operate in a manner consistent with Rule 2a7 of the Investment Company Act of 1940. Investments in STAR Ohio are valued at STAR Ohio's share price which is the price the investment could be sold for on December 31, 2015.

The City also invests in STAR Plus, a federally insured cash account powered by the Federally Insured Cash Account (FICA) program. STAR Plus enables political subdivisions to generate a competitive yield on cash deposits in a network of carefully-selected FDIC-insured banks via a single, convenient account. STAR Plus offers attractive yields with no market or credit risk, weekly liquidity and penalty free withdrawals. All deposits with STAR Plus have full FDIC insurance, with no term commitment on deposits.

Investment procedures are restricted by the provisions of the Ohio Revised Code. Interest revenue credited to the general fund during 2015 amounted to \$36,872, which includes \$31,968 assigned from other City funds.

***Inventory***

On the government-wide financial statements, inventories are presented at the lower of cost or market on a first-in, first-out basis and are expensed when used. Inventories of governmental funds are stated at cost, while inventories of proprietary funds are stated at the lower of cost or market. For all funds, cost is determined on a first-in, first-out basis. The cost of inventory items is recorded as an expenditure/expense in the governmental and proprietary funds when used under the consumption method.

***Capital Assets***

General capital assets are those assets not specifically related to activities reported in the proprietary funds. These assets generally result from expenditures in the governmental funds. These assets are reported in the governmental activities column of the government-wide statement of net position but are not reported in the fund financial statements. Capital assets utilized by the proprietary funds are reported both in the business-type activities column of the government-wide statement of net position and in the respective funds.

**City of Rittman**  
**Wayne County, Ohio**

*Notes to the Basic Financial Statements*  
*For the Year Ended December 31, 2015*

All capital assets are capitalized at cost (or estimated historical cost) and updated for additions and retirements during the year. Donated capital assets are recorded at their fair market values as of the date received. The City maintains a capitalization threshold of five thousand dollars. The City’s infrastructure consists of bridges, culverts, curbs, sidewalks, storm sewers, streets, irrigation systems and water and sewer lines. Improvements are capitalized; the costs of normal maintenance and repairs that do not add to the value of the asset or materially extend an asset’s life are not.

All reported capital assets are required to be depreciated except for land and construction in progress. Improvements are depreciated over the remaining useful lives of the related capital assets. Useful lives for infrastructure were estimated based on the City’s historical records of necessary improvements and replacement. Depreciation is computed using the straight-line method over the following useful lives:

Description	Governmental and Business-Type Activities Estimated Useful Lives
Buildings	20 - 40 Years
Land Improvements	5 - 50 Years
Equipment	5 - 30 Years
Infrastructure	30 - 75 Years

***Interfund Balances***

On fund financial statements, interfund loans are classified as “interfund receivable/payable” on the balance sheet and if they are long-term loans an equal offset should be included in nonspendable fund balance unless the proceeds from their collection are restricted, committed, or assigned. This provision indicates that the loans do not constitute available expendable resources. These amounts are eliminated in the governmental and business-type activities columns of the statement of net position, except for any net residual amounts due between governmental and business-type activities, which are presented as internal balances.

***Compensated Absences***

The City reports compensated absences in accordance with the provisions of GASB No. 16, *Accounting for Compensated Absences*. Vacation benefits are accrued as a liability as the benefits are earned if the employees' rights to receive compensation are attributable to services already rendered and it is probable that the employer will compensate the employees for the benefits through paid time off or some other means.

Sick leave benefits are accrued as a liability using the termination method. An accrual for sick leave is made to the extent that it is probable that benefits will result in termination payments. The liability is an estimate based on the City’s past experience of making termination payments.

The entire compensated absence liability is reported on the government-wide financial statements.

**City of Rittman**  
**Wayne County, Ohio**

*Notes to the Basic Financial Statements*  
*For the Year Ended December 31, 2015*

---

On governmental fund financial statements, compensated absences are recognized as liabilities and expenditures to the extent payments come due each period upon the occurrence of employee resignations and retirements. These amounts are recorded in the account matured compensated absences payable in the fund from which the employees who have accumulated leave are paid. The noncurrent portion of the liability is not reported. For proprietary funds, the entire amount of compensated absences is reported as a fund liability.

***Pensions***

For purposes of measuring the net pension asset/liability, deferred outflows of resources and deferred inflows of resources related to pensions, and pension expense, information about the fiduciary net position of the pension plans and additions to/deductions from their fiduciary net position have been determined on the same basis as they are reported by the pension systems. For this purpose, benefit payments (including refunds of employee contributions) are recognized when due and payable in accordance with the benefit terms. The pension systems report investments at fair value.

***Accrued Liabilities and Long-Term Obligations***

All payables, accrued liabilities and long-term obligations are reported in the government-wide financial statements.

In general, governmental fund payables and accrued liabilities that once incurred, are paid in a timely manner and in full from current financial resources, and are reported as obligations of the funds. However, claims and judgments, compensated absences and net pension liability that will be paid from governmental funds are reported as a liability in the fund financial statements only to the extent that they are due for payment during the current year. Bonds are recognized as a liability on the fund financial statements when due.

***Fund Balance***

In accordance with Governmental Accounting Standards Board Statement No. 54, *Fund Balance Reporting and Governmental Fund Type Definitions*, the City classifies its fund balance based on the purpose for which the resources were received and the level of constraint placed on the resources. The classifications are as follows:

*Nonspendable* – The nonspendable fund balance category includes amounts that cannot be spent because they are not in spendable form, or legally or contractually required to be maintained intact. The “not in spendable form” criterion includes items that are not expected to be converted to cash. It also includes the long-term amount of loans receivable, as well as property acquired for resale, unless the use of the proceeds from the collection of those receivables or from the sale of those properties is restricted, committed or assigned.

*Restricted* – Fund balance is reported as restricted when constraints placed on the use of resources are either externally imposed by creditors (such as through debt covenants), grantors, contributors or laws or regulations of other governments or is imposed by law through constitutional provisions.

**City of Rittman**  
**Wayne County, Ohio**

*Notes to the Basic Financial Statements*  
*For the Year Ended December 31, 2015*

---

*Committed* – The committed fund balance classification includes amounts that can be used only for the specific purposes imposed by a formal action (ordinance) of City Council. Those committed amounts cannot be used for any other purpose unless the City Council removes or changes the specified use by taking the same type of action (ordinance) it employed to previously commit those amounts. Committed fund balance also incorporates contractual obligations to the extent that existing resources in the fund have been specifically committed for use in satisfying those contractual requirements.

*Assigned* – Amounts in the assigned fund balance classification are intended to be used by the City for specific purposes but do not meet the criteria to be classified as restricted or committed. In governmental funds other than the general fund, assigned fund balance represents the remaining amount that is not restricted or committed. In the general fund, assigned amounts represent intended uses established by City Council. The City Council has, by resolution, authorized the Finance Director to assign fund balance. The City Council may also assign fund balance as it does when appropriating fund balance to cover a gap between estimated revenue and appropriations in the subsequent year's appropriated budget.

*Unassigned* – Unassigned fund balance is the residual classification for the general fund and includes all spendable amounts not contained in the other classifications. In other governmental funds, the unassigned classification is used only to report a deficit balance resulting from overspending for specific purposes for which amounts had been restricted, committed or assigned.

The City applies restricted resources first when expenditures are incurred for purposes for which either restricted or unrestricted (committed, assigned and unassigned) amounts are available. Similarly, within unrestricted fund balance, committed amounts are reduced first followed by assigned and then unassigned amounts when expenditures are incurred for purposes for which amounts in any of the unrestricted fund balance classifications could be used.

***Net Position***

Net position represents the difference between assets and deferred outflows of resources and liabilities and deferred inflows of resources. Net investment in capital assets, consists of capital assets, net of accumulated depreciation, reduced by the outstanding balances of any borrowings used for the acquisition, construction or improvement of those assets. Deferred outflows of resources and deferred inflows of resources that are attributable to the acquisition, construction or improvement of those assets or related debt also should be included in this component of net position. Net position is reported as restricted when there are limitations imposed on their use either through constitutional provisions or enabling legislation or through external restrictions imposed by creditors, grantors or laws or regulations of other governments. At December 31, 2015, there was no net position restricted by enabling legislation.

The City applies restricted resources first when an expense is incurred for purposes for which both restricted and unrestricted net position is available.

**City of Rittman**  
**Wayne County, Ohio**  
*Notes to the Basic Financial Statements*  
*For the Year Ended December 31, 2015*

---

***Operating Revenues and Expenses***

Operating revenues are those revenues that are generated directly from the primary activity of the proprietary funds. For the City, these revenues are charges for services for water and sewer services and solid waste collection. Operating expenses are necessary costs incurred to provide the good or service that is the primary activity of the fund. All revenue and expenses not meeting these definitions are classified as nonoperating.

***Capital Contributions***

Contributions of capital in the government-wide and proprietary fund financial statements arise from donations by developers, grants restricted for capital construction, and special assessments. These assets are recorded at their fair market value on the date contributed and are not subject to repayment.

***Interfund Activity***

Transfers between governmental and business-type activities on the government-wide statements are reported in the same manner as general revenues.

Exchange transactions between funds are reported as revenues in the seller funds and as expenditures/expenses in the purchaser funds. Flows of cash or goods from one fund to another without a requirement for repayment are reported as interfund transfers. Interfund transfers are reported as other financing sources/uses in governmental funds and after nonoperating revenues/expenses in business-type activities. Interfund transfers are eliminated when reported in the entity wide financial statements for both the governmental and business-type activities. Transactions that constitute reimbursements to a fund for expenditures or expenses initially made from it that are properly applicable to another fund are recorded as expenditures/expenses in the reimbursing fund, and as a reduction of expenditures/expenses in the fund that is reimbursed.

***Extraordinary and Special Items***

Extraordinary items are transactions or events that are both unusual in nature and infrequent in occurrence. Special items are transactions or events that are within the control of the City Administration and that are either unusual in nature or infrequent in occurrence. Neither type of transaction occurred during 2015.

***Estimates***

The preparation of the financial statements in conformity with generally accepted accounting principles requires management to make estimates and assumptions that affect the amounts reported in the financial statements and accompanying notes. Actual results may differ from those estimates.

**City of Rittman**  
**Wayne County, Ohio**  
*Notes to the Basic Financial Statements*  
*For the Year Ended December 31, 2015*

***Implementation of New Accounting Principles***

For the year ended December 31, 2015, the City has implemented Governmental Accounting Standards Board (GASB) Statement No. 68, *Accounting and Financial Reporting for Pensions—an amendment of GASB Statement No. 27* and GASB Statement No. 71, *Pension Transition for Contributions Made Subsequent to the Measurement Date - An Amendment of GASB Statement No. 68*.

GASB Statement No. 68 requires recognition of the entire net pension liability and a more comprehensive measure of pension expense for defined benefit pensions and defined contribution pensions provided to the employees of state and local governmental employers through pension plans that are administered through trusts or equivalent arrangements. The implementation of GASB Statement No. 68 resulted in the inclusion of net pension liability and pension expense components on the full-accrual financial statements. See below for the effect on net position as previously reported.

GASB Statement No. 71 amends paragraph 137 of GASB Statement No. 68 to require that, at transition, a government recognize a beginning deferred outflow of resources for its pension contributions, if any, made subsequent to the measurement date of the beginning net pension liability. The provisions of this Statement are required to be applied simultaneously with the provisions of Statement 68. See below for the effect on net position as previously reported.

***Restatement of Fund Balance/Net Position***

The City corrected a coding error related to entries associated with the accounting for manuscript debt from a prior year. In addition, the City implemented GASB 68 and 71. The impact on net position/fund balance as previously reported is below.

	Governmental	Business-Type Activities			Total
	Activities	Water	Sewer	Solid Waste	
Net Position December 31, 2014	\$ 7,574,758	\$ 4,741,007	\$ 7,109,874	\$ 260,558	\$ 12,111,439
Correction	(15,181)	0	0	0	0
Subtotal	7,559,577	4,741,007	7,109,874	260,558	12,111,439
GASB 68/71 Adjustments:					
Net Pension Asset	718	143	159	10	312
Net Pension Liability	(2,174,436)	(229,172)	(254,896)	(16,669)	(500,737)
Deferred Outflow - Payments					
Subsequent to Measurement Date	234,692	29,195	32,472	2,124	63,791
Restated Net Position, January 1, 2015	<u>\$ 5,620,551</u>	<u>\$ 4,541,173</u>	<u>\$ 6,887,609</u>	<u>\$ 246,023</u>	<u>\$ 11,674,805</u>

The impact on fund balance as previously reported is below.

	Capital Improvements Fund	
	GAAP Basis	Budget Basis
Fund Balance, December 31, 2014	\$ 431,147	\$ 376,774
Adjustment	(15,181)	(15,181)
Restated Fund Balance, January 1, 2015	<u>\$ 415,966</u>	<u>\$ 361,593</u>

**City of Rittman**  
**Wayne County, Ohio**  
*Notes to the Basic Financial Statements*  
*For the Year Ended December 31, 2015*

Other than employer contributions subsequent to the measurement date, the City made no restatement for deferred inflows/outflows of resources as the information needed to generate these restatements was not available.

**Note 3 – Fund Balance**

Fund balance can be classified as nonspendable, restricted, committed, assigned and/or unassigned based primarily on the extent to which the City is bound to observe constraints imposed upon the use of the resources in governmental funds.

The constraints placed on fund balance for the major governmental funds and all other governmental funds are presented as follows:

	General Fund	Emergency Medical Service Fund	Fire Department Levy Fund	Capital Improvements Fund	Nonmajor Governmental Funds	Total
Nonspendable for:						
Unclaimed Monies	\$ 1,598	\$ 0	\$ 0	\$ 0	\$ 0	\$ 1,598
Restricted for:						
Emergency Medical Services	0	250,854	0	0	0	250,854
Fire Department	0	0	6,301	0	0	6,301
Capital Improvements	0	0	0	579,550	0	579,550
Law Enforcement	0	0	0	0	59,893	59,893
Cemetery Capital Improvements	0	0	0	0	65,838	65,838
Streets and Highways	0	0	0	0	286,830	286,830
Education and Recreation	0	0	0	0	5,612	5,612
Debt Service	0	0	0	0	12,560	12,560
Total Restricted	<u>0</u>	<u>250,854</u>	<u>6,301</u>	<u>579,550</u>	<u>430,733</u>	<u>1,267,438</u>
Committed to:						
Recreation Activities	<u>14,062</u>	<u>0</u>	<u>0</u>	<u>0</u>	<u>0</u>	<u>14,062</u>
Assigned for:						
Encumbrances:						
General Government	1,053	0	0	0	0	1,053
Security of Persons and Property	14,881	0	0	0	0	14,881
Public Health	882	0	0	0	0	882
Leisure Time Services	1,838	0	0	0	0	1,838
Transportation	2,215	0	0	0	0	2,215
Total Assigned	<u>20,869</u>	<u>0</u>	<u>0</u>	<u>0</u>	<u>0</u>	<u>20,869</u>
Unassigned (Deficit)	<u>646,178</u>	<u>0</u>	<u>0</u>	<u>0</u>	<u>0</u>	<u>646,178</u>
Total Fund Balance (Deficit)	<u>\$ 682,707</u>	<u>\$ 250,854</u>	<u>\$ 6,301</u>	<u>\$ 579,550</u>	<u>\$ 430,733</u>	<u>\$ 1,950,145</u>

**City of Rittman**  
**Wayne County, Ohio**  
*Notes to the Basic Financial Statements*  
*For the Year Ended December 31, 2015*

---

**Note 4 – Deposits and Investments**

State statutes classify monies held by the City into three categories.

Active deposits are public deposits necessary to meet current demands on the City treasury. Active monies must be maintained either as cash in the City treasury, in commercial accounts payable or withdrawable on demand, including negotiable order of withdrawal (NOW) accounts, or in money market deposit accounts.

Inactive deposits are public deposits that Council has identified as not required for use within the current 5-year period of designation of depositories. Inactive deposits must either be evidenced by certificates of deposit maturing not later than the end of the current period of designation of depositories, or by savings or deposit accounts including, but not limited to, passbook accounts.

Interim deposits are deposits of interim monies. Interim monies are those monies, which are not needed for immediate use but which will be needed before the end of the current period of designation of depositories. Interim deposits must be evidenced by time certificates of deposit maturing not more than one year from the date of deposit or by savings or deposit accounts including passbook accounts.

Protection of the City's deposits is provided by the Federal Deposit Insurance Corporation (FDIC), by eligible securities pledged by the financial institution as security for repayment, by surety company bonds with the City Finance Director by the financial institution or by a single collateral pool established by the financial institution to secure the repayment of all public monies deposited with the institution.

Interim monies may be invested in the following securities:

1. United States Treasury Notes, Bills, Bonds, or any other obligation or security issued by the United States Treasury or any other obligation guaranteed as to principal and interest by the United States;
2. Bonds, notes, debentures, or any other obligations or securities issued by any federal government agency or instrumentality, including, but not limited to, the Federal National Mortgage Association, Federal Home Loan Bank, Federal Farm Credit Bank, Federal Home Loan Mortgage Corporation, Government National Mortgage Association, and Student Loan Marketing Association. All federal agency securities shall be direct issuances of federal government agencies or instrumentalities;
3. Written repurchase agreements in the securities listed above provided that the market value of the securities subject to the repurchase agreements must exceed the principal value of the agreement by at least two percent and be marked to market daily, and that the term of the agreement must not exceed thirty days;
4. Bonds and other obligations of the State of Ohio and political subdivisions;



**City of Rittman  
Wayne County, Ohio**

*Notes to the Basic Financial Statements  
For the Year Ended December 31, 2015*

5. No-load money market mutual funds consisting exclusively of obligations described in division (1) or (2) of this section and repurchase agreements secured by such obligations, provided that investments in securities described in this division are made only through eligible institutions; and
6. The State Treasurer’s investment pool (STAR Ohio and STAR Plus);
7. Certain banker’s acceptances and commercial paper notes in an amount not to exceed 25 percent of the interim monies available for investment at any one time; and,
8. Under limited circumstances, corporate note interests rated in either of the two highest classifications by at least two nationally recognized rating agencies.

Effective September 27, 1996, investments in stripped principal or interest obligations are no longer allowed to be purchased. Reverse repurchase agreements and derivatives are also prohibited. The issuance of taxable notes for the purpose of arbitrage, the use of leverage and short selling are also prohibited. An investment must mature within five years from the date of purchase unless matched to a specific obligation or debt of the City, and must be purchased with the expectation that it will be held to maturity.

Custodial credit risk is the risk that in the event of bank failure, the government’s deposits may not be returned to it. Protection of the City's cash and deposits is provided by the Federal Deposit Insurance Corporation, as well as qualified securities pledged by the institution holding the assets. By law, financial institutions must collateralize all uninsured public deposits. The face value of the pooled collateral must equal at least 105 percent of uninsured public funds deposited. Collateral is held by trustees including the Federal Reserve Bank and designated third party trustees of the financial institutions.

**Deposits** At fiscal year-end, the carrying amount of the City’s deposits was \$3,540,800 and the bank balance was \$3,573,411. Of the bank balance, \$1,252,692 was covered by depository insurance, which includes \$502,692 held in a STAR Plus account. None of the remaining balance is exposed to custodial credit risk.

**Investments** - Investments are reported at fair value. As of December 31, 2015, the City had the following investment:

Standard and Poors	Investment	Fair Value	Investment Maturity Less than One Year	% Total Investments
AAAm	STAR Ohio	\$ 13,937	\$ 13,937	100.0%

**Interest Rate Risk** - The Ohio Revised Code generally limits security purchases to those that mature within five years of the settlement date. The City's policy indicates that the investments must mature within five years, unless matched to a specific obligation or debt of the City.

**City of Rittman**  
**Wayne County, Ohio**

*Notes to the Basic Financial Statements*  
*For the Year Ended December 31, 2015*

---

STAR Ohio is an investment pool operated by the Ohio State Treasurer. It is unclassified since it is not evidenced by securities that exist in physical or book entry form. Ohio law requires STAR Ohio maintain the highest rating provided by at least one nationally recognized standard rating service. The weighted average of maturity of the portfolio held by STAR Ohio as of December 31, 2015, is 49 days.

***Credit Risk*** - The credit risk of the City's investments is in the table above. Ohio law requires that STAR Ohio maintain the highest rating provided by at least one nationally recognized standard rating service.

***Custodial Credit Risk*** - For an investment, custodial risk is that risk that, in the event of the failure of the counterparty, the City will no longer be able to recover the value of its investments or collateral securities that are in the possession of an outside party. The City's investment in repurchase agreements is collateralized by underlying securities pledged by the investment's counterparty, not in the name of the City. Ohio law requires the market value of the securities subject to repurchase agreements must exceed the principal value of the securities subject to a repurchase agreement by 2 percent. The City has no investment policy dealing with investment custodial risk beyond the requirement in State statute that prohibits payment for investments prior to the delivery of the securities representing such investments to the Treasurer or qualified trustee.

***Concentration of Credit Risk*** - The City places no limit on the amount the City may invest in any one issuer. The investment percentages are listed above.

**Note 5 – Budgetary Basis of Accounting**

While the City is reporting financial position, results of operations and changes in fund balance on the basis of generally accepted accounting principles (GAAP), the budgetary basis as provided by law is based upon accounting for certain transactions on a basis of cash receipts, disbursements and encumbrances. The Statement of Revenues, Expenditures and Changes in Fund Balances - Budget (Non-GAAP Basis) and Actual presented for the general fund, emergency medical service fund and fire department levy fund are presented on the budgetary basis to provide a meaningful comparison of actual results with the budget. The major differences between the budget basis and GAAP basis are as follows:

1. Revenues and other sources are recorded when received in cash (budget) as opposed to when susceptible to accrual (GAAP).
2. Expenditures/expenses and other uses are recorded when paid in cash (budget) as opposed to when the liability is incurred (GAAP).
3. Encumbrances are treated as expenditures (budget) rather than as a restriction, commitment or assignment of fund balance (GAAP).
4. The recreation trust fund is included in the general fund (GAAP), but has a separate legally adopted budget (budget).

The following table summarizes the adjustments necessary to reconcile the GAAP basis statements to the budgetary basis statements for the general fund, emergency medical service fund and fire department levy fund.

**City of Rittman**  
**Wayne County, Ohio**  
*Notes to the Basic Financial Statements*  
*For the Year Ended December 31, 2015*

	General Fund	Emergency Medical Service Fund	Fire Department Levy Fund
GAAP Basis	\$ 215,337	\$ (198,118)	\$ 788
Net Adjustment for Revenue Accruals	(71,725)	(795)	0
Net Adjustment for Expenditure Accruals	(9,686)	(4,098)	(3,055)
Funds Budgeted Elsewhere	(6,371)	0	0
Adjustment for Encumbrances	(20,919)	(7,246)	(1,490)
Budget Basis	<u>\$ 106,636</u>	<u>\$ (210,257)</u>	<u>\$ (3,757)</u>

**Note 6 – Transfers**

Transfers are used to (1) move revenues from the fund that statute or budget requires to collect them to the fund that statute or budget requires to expend them, (2) move receipts restricted to debt service from the fund collecting the receipts to the debt service fund as debt service payments become due, and (3) use unrestricted revenues collected in the general fund to finance various programs accounted for in other funds in accordance with budgetary authorizations.

During 2015, general fund transferred \$59,000 to the fire department levy fund to cover expenditures and the capital improvements fund transferred \$123,165 to the debt service fund for principal and interest payments.

**Note 7 – Receivables and Revenue**

Receivables at December 31, 2015, consisted of taxes, interest, special assessments, accounts (billings for user charged services) and intergovernmental receivables.

No allowances for doubtful accounts have been recorded because uncollectible amounts are expected to be insignificant.

***Property Taxes***

Property taxes include amounts levied against all real and public utility property located in the City. Property tax revenue received during 2015 for real and public utility property taxes represents collections of the 2014 taxes.

2015 real property taxes were levied after October 1, 2015 on the assessed value as of January 1, 2015, the lien date. Assessed values are established by State law at 35 percent of appraised market value. 2015 real property taxes are collected in and intended to finance 2016.

**City of Rittman**  
**Wayne County, Ohio**

*Notes to the Basic Financial Statements*  
*For the Year Ended December 31, 2015*

---

Real property taxes are payable annually or semi-annually. If paid annually, payment is due December 31; if paid semi-annually, the first payment is due December 31, with the remainder payable by June 20. Under certain circumstances, State statute permits later payment dates to be established.

Public utility tangible personal property currently is assessed at varying percentages of true value; public utility real property is assessed at 35 percent of true value. 2015 public utility property taxes which became a lien December 31, 2014, are levied after October 1, 2015, and are collected in 2016 with real property taxes.

The full tax rate for all City operations for the year ended December 31, 2015, was \$7.00 per \$1,000 of assessed valuation. The assessed values of real property and public utility tangible property upon which 2015 property tax receipts were based are as follows:

<u>Category</u>	<u>Assessed Value</u>
Real Property	\$ 88,059,700
Public Utilities - Personal	<u>2,501,350</u>
Total Assessed Value	<u>\$ 90,561,050</u>

The County Treasurers collect property taxes on behalf of all taxing districts within the Counties, including the City. The County Auditors periodically remit to the City its portion of the taxes collected. Property taxes receivable represents real and public utility property taxes and outstanding delinquencies which were measurable as of December 31, 2015, and for which there was an enforceable legal claim. In governmental funds, the portion of the receivable not levied to finance 2015 operations is offset to deferred inflows of resources – property taxes levied for the next year. On the accrual basis, collectible delinquent property taxes have been recorded as a receivable and revenue while on the modified accrual basis the revenue has been reported as deferred inflows of resources – unavailable revenue.

***Income Taxes***

The City levies a municipal income tax on all salaries, wages, commissions and other compensation, and net profits earned within the City as well as incomes of residents earned outside of the City at a rate of 1.5 percent. The City allows a credit of 1.0 percent of the tax paid to another municipality.

Employers within the City are required to withhold income tax on work done or services performed in the City by both residents and non-residents of the City and remit at least quarterly. Corporations and other individual taxpayers are also required to pay their estimated taxes monthly and to file a return annually.

Income tax revenues are allocated based on City ordinance. Effective April 1, 2015, income tax collections are distributed between the general fund (75 percent) and the capital improvement fund (25 percent). The allocation prior to April 1, 2015 was between general fund (75 percent), the water enterprise fund (25 percent) and the capital improvements fund (25 percent).

**City of Rittman**  
**Wayne County, Ohio**  
*Notes to the Basic Financial Statements*  
*For the Year Ended December 31, 2015*

**Note 8 – Capital Assets**

Capital asset activity for the year ended December 31, 2015, was as follows:

	Balance 12/31/2014	Additions	Reductions	Balance 12/31/2015
<b>Governmental Activities</b>				
<i>Capital Assets, not being depreciated:</i>				
Land	\$ 202,508	\$ 0	\$ 0	\$ 202,508
Construction in Progress	82,265	0	0	82,265
Total Capital Assets, not being depreciated	284,773	0	0	284,773
<i>Capital Assets, being depreciated:</i>				
Land Improvements	119,026	0	0	119,026
Buildings	5,783,354	17,190	0	5,800,544
Infrastructure	2,596,397	186,921	0	2,783,318
Equipment	3,688,805	534,948	(348,269)	3,875,484
Total Capital Assets, being depreciated	12,187,582	739,059	(348,269)	12,578,372
				<i>(continued)</i>
	Balance 12/31/2014	Additions	Reductions	Balance 12/31/2015
Less Accumulated Depreciation:				
Land Improvements	(119,026)	0	0	(119,026)
Buildings	(2,387,245)	(149,298)	0	(2,536,543)
Infrastructure	(1,012,688)	(150,403)	0	(1,163,091)
Equipment	(2,981,197)	(188,907)	348,269	(2,821,835)
Total Accumulated Depreciation	(6,500,156)	(488,608)	348,269	(6,640,495)
Total Capital Assets being depreciated, net	5,687,426	250,451	0	5,937,877
Governmental Activities Capital Assets, Net	\$ 5,972,199	\$ 250,451	\$ 0	\$ 6,222,650

**City of Rittman**  
**Wayne County, Ohio**  
*Notes to the Basic Financial Statements*  
*For the Year Ended December 31, 2015*

	Balance 12/31/2014	Additions	Reductions	Balance 12/31/2015
<b>Business-Type Activities</b>				
<i>Capital Assets, not being depreciated:</i>				
Land	\$ 63,936	\$ 0	\$ 0	\$ 63,936
Construction in Progress	294,518	0	(294,518)	0
Total Capital Assets, not being depreciated	358,454	0	(294,518)	63,936
<i>Capital Assets, being depreciated:</i>				
Land Improvements	40,922	0	0	40,922
Buildings	8,896,054	17,805	0	8,913,859
Infrastructure	10,385,999	851,094	0	11,237,093
Equipment	1,898,506	0	(39,107)	1,859,399
Total Capital Assets, being depreciated	21,221,481	868,899	(39,107)	22,051,273
Less Accumulated Depreciation:				
Land Improvements	(19,956)	(2,995)	0	(22,951)
Buildings	(4,294,051)	(219,351)	0	(4,513,402)
Infrastructure	(3,740,087)	(193,368)	0	(3,933,455)
Equipment	(1,186,345)	(84,803)	39,107	(1,232,041)
Total Accumulated Depreciation	(9,240,439)	(500,517)	39,107	(9,701,849)
Total Capital Assets being depreciated, net	11,981,042	368,382	0	12,349,424
Business-Type Activities Capital Assets, Net	<u>\$ 12,339,496</u>	<u>\$ 368,382</u>	<u>\$ (294,518)</u>	<u>\$ 12,413,360</u>

Depreciation expense was charged to programs as follows:

	<u>Depreciation</u>
<i>Governmental Activities:</i>	
General Government	\$ 7,538
Transportation	199,300
Security of Persons and Property	173,368
Leisure Time	104,288
Public Health	4,114
	<u>\$ 488,608</u>

**City of Rittman**  
**Wayne County, Ohio**  
*Notes to the Basic Financial Statements*  
*For the Year Ended December 31, 2015*

---

	<u>Depreciation</u>
<i>Business-Type Activities:</i>	
Water Fund	\$ 224,736
Sewer Fund	270,631
Solid Waste Fund	<u>5,149</u>
	<u>\$ 500,516</u>

**Note 9 – Defined Benefit Pension Plans**

***Net Pension Asset/Liability***

The net pension asset/liability reported on the statement of net position represents an asset/liability to employees for pensions. Pensions are a component of exchange transactions—between an employer and its employees—of salaries and benefits for employee services. Pensions are provided to an employee—on a deferred-payment basis—as part of the total compensation package offered by an employer for employee services each financial period. The obligation to sacrifice resources for pensions is a present obligation because it was created as a result of employment exchanges that already have occurred.

The net pension asset/liability represents the City’s proportionate share of each pension plan’s collective actuarial present value of projected benefit payments attributable to past periods of service, net of each pension plan’s fiduciary net position. The net pension asset/liability calculation is dependent on critical long-term variables, including estimated average life expectancies, earnings on investments, cost of living adjustments and others. While these estimates use the best information available, unknowable future events require adjusting this estimate annually.

Ohio Revised Code limits the City’s obligation for this liability to annually required payments. The City cannot control benefit terms or the manner in which pensions are financed; however, the City does receive the benefit of employees’ services in exchange for compensation including pension.

**City of Rittman**  
**Wayne County, Ohio**

*Notes to the Basic Financial Statements*  
*For the Year Ended December 31, 2015*

---

GASB 68 assumes the liability is solely the obligation of the employer, because (1) they benefit from employee services; and (2) State statute requires all funding to come from these employers. All contributions to date have come solely from these employers (which also includes costs paid in the form of withholdings from employees). State statute requires the pension plans to amortize unfunded liabilities within 30 years. If the amortization period exceeds 30 years, each pension plan's board must propose corrective action to the State legislature. Any resulting legislative change to benefits or funding could significantly affect the net pension asset/liability. Resulting adjustments to the net pension asset/liability would be effective when the changes are legally enforceable.

The proportionate share of each plan's unfunded benefits is presented as a long-term *net pension asset/liability* on the accrual basis of accounting. Any liability for the contractually-required pension contribution outstanding at the end of the year is included in *intergovernmental payable* on both the accrual and modified accrual bases of accounting.

***Plan Description – Ohio Public Employees Retirement System (OPERS)***

Plan Description - City employees, other than full-time police, participate in the Ohio Public Employees Retirement System (OPERS). OPERS administers three separate pension plans. The traditional pension plan is a cost-sharing, multiple-employer defined benefit pension plan. The member-directed plan is a defined contribution plan and the combined plan is a cost-sharing, multiple-employer defined benefit pension plan with defined contribution features. While members (e.g. City employees) may elect the member-directed plan and the combined plan, substantially all employee members are in OPERS' traditional and combined plan; therefore, the following disclosure focuses on these two plans.

OPERS provides retirement, disability, survivor and death benefits, and annual cost of living adjustments to members of the traditional and combined plans. Authority to establish and amend benefits is provided by Chapter 145 of the Ohio Revised Code. OPERS issues a stand-alone financial report that includes financial statements, required supplementary information and detailed information about OPERS' fiduciary net position that may be obtained by visiting <https://www.opers.org/financial/reports.shtml>, by writing to the Ohio Public Employees Retirement System, 277 East Town Street, Columbus, Ohio 43215-4642, or by calling 800-222-7377.

Senate Bill (SB) 343 was enacted into law with an effective date of January 7, 2013. In the legislation, members were categorized into three groups with varying provisions of the law applicable to each group. The following table provides age and service requirements for retirement and the retirement formula applied to final average salary (FAS) for the three member groups under the traditional and combined plans as per the reduced benefits adopted by SB 343 (see OPERS CAFR referenced above for additional information):



**City of Rittman**  
**Wayne County, Ohio**  
*Notes to the Basic Financial Statements*  
*For the Year Ended December 31, 2015*

<b>Group A</b>	<b>Group B</b>	<b>Group C</b>
Eligible to retire prior to January 7, 2013 or five years after January 7, 2013	20 years of service credit prior to January 7, 2013 or eligible to retire ten years after January 7, 2013	Members not in other Groups and members hired on or after January 7, 2013
<b>State and Local</b>	<b>State and Local</b>	<b>State and Local</b>
<b>Age and Service Requirements:</b> Age 60 with 60 months of service credit or Age 55 with 25 years of service credit	<b>Age and Service Requirements:</b> Age 60 with 60 months of service credit or Age 55 with 25 years of service credit	<b>Age and Service Requirements:</b> Age 57 with 25 years of service credit or Age 62 with 5 years of service credit
<b>Formula:</b> 2.2% of FAS multiplied by years of service for the first 30 years and 2.5% for service years in excess of 30	<b>Formula:</b> 2.2% of FAS multiplied by years of service for the first 30 years and 2.5% for service years in excess of 30	<b>Formula:</b> 2.2% of FAS multiplied by years of service for the first 35 years and 2.5% for service years in excess of 35

Final average salary (FAS) represents the average of the three highest years of earnings over a member's career for Groups A and B. Group C is based on the average of the five highest years of earnings over a member's career.

Members who retire before meeting the age and years of service credit requirement for unreduced benefits receive a percentage reduction in the benefit amount.

When a benefit recipient has received benefits for 12 months, an annual cost of living adjustment (COLA) is provided. This COLA is calculated on the base retirement benefit at the date of retirement and is not compounded. For those retiring prior to January 7, 2013, the COLA will continue to be a 3 percent simple annual COLA. For those retiring subsequent to January 7, 2013, beginning in calendar year 2019, the COLA will be based on the average percentage increase in the Consumer Price Index, capped at 3 percent.

This space intentionally left blank

**City of Rittman**  
**Wayne County, Ohio**  
*Notes to the Basic Financial Statements*  
*For the Year Ended December 31, 2015*

Funding Policy - The Ohio Revised Code (ORC) provides statutory authority for member and employer contributions as follows:

	State and Local
<b>2015 Statutory Maximum Contribution Rates</b>	
Employer	14.00 %
Employee	10.00 %
 <b>2015 Actual Contribution Rates</b>	
Employer:	
Pension	12.00 %
Post-employment Health Care Benefits	2.00
Total Employer	14.00 %
 Employee	 10.00 %

Employer contribution rates are actuarially determined and are expressed as a percentage of covered payroll. The City’s contractually required contribution was \$216,220 for 2015. Of this amount, \$18,072 is reported as an intergovernmental payable.

***Plan Description – Ohio Police & Fire Pension Fund (OPF)***

Plan Description - City full-time police and firefighters participate in Ohio Police and Fire Pension Fund (OPF), a cost-sharing, multiple-employer defined benefit pension plan administered by OPF. OPF provides retirement and disability pension benefits, annual cost-of-living adjustments, and death benefits to plan members and beneficiaries. Benefit provisions are established by the Ohio State Legislature and are codified in Chapter 742 of the Ohio Revised Code. OPF issues a publicly available financial report that includes financial information and required supplementary information and detailed information about OPF fiduciary net position. The report that may be obtained by visiting the OPF website at [www.op-f.org](http://www.op-f.org) or by writing to the Ohio Police and Fire Pension Fund, 140 East Town Street, Columbus, Ohio 43215-5164.

Upon attaining a qualifying age with sufficient years of service, a member of OPF may retire and receive a lifetime monthly pension. OPF offers four types of service retirement: normal, service commuted, age/service commuted and actuarially reduced. Each type has different eligibility guidelines and is calculated using the member’s average annual salary. The following discussion of the pension formula relates to normal service retirement.

For members hired after July 1, 2013, the minimum retirement age is 52 for normal service retirement with at least 25 years of service credit. For members hired on or before after July 1, 2013, the minimum retirement age is 48 for normal service retirement with at least 25 years of service credit.

**City of Rittman**  
**Wayne County, Ohio**

*Notes to the Basic Financial Statements*  
*For the Year Ended December 31, 2015*

The annual pension benefit for normal service retirement is equal to a percentage of the allowable average annual salary. The percentage equals 2.5 percent for each of the first 20 years of service credit, 2.0 percent for each of the next five years of service credit and 1.5 percent for each year of service credit in excess of 25 years. The maximum pension of 72 percent of the allowable average annual salary is paid after 33 years of service credit.

Under normal service retirement, retired members who are at least 55 years old and have been receiving OPF benefits for at least one year may be eligible for a cost-of-living allowance adjustment. The age 55 provision for receiving a COLA does not apply to those who are receiving a permanent and total disability benefit and statutory survivors.

Members retiring under normal service retirement, with less than 15 years of service credit on July 1, 2013, will receive a COLA equal to either three percent or the percent increase, if any, in the consumer price index (CPI) over the 12-month period ending on September 30 of the immediately preceding year, whichever is less. The COLA amount for members with at least 15 years of service credit as of July 1, 2013 is equal to three percent of their base pension or disability benefit.

Funding Policy - The Ohio Revised Code (ORC) provides statutory authority for member and employer contributions as follows:

	Police
<b>2015 Statutory Maximum Contribution Rates</b>	
Employer	19.50 %
Employee:	
January 1, 2015 through July 1, 2015	11.50 %
July 2, 2015 through December 31, 2015	12.25 %
<b>2015 Actual Contribution Rates</b>	
Employer:	
Pension	19.00 %
Post-employment Health Care Benefits	0.50
Total Employer	19.50 %
Employee:	
January 1, 2015 through July 1, 2015	11.50 %
July 2, 2015 through December 31, 2015	12.25 %

Employer contribution rates are expressed as a percentage of covered payroll. The City's contractually required contribution to OPF was \$95,210 for 2015. Of this amount \$9,516 is reported as an intergovernmental payable.

**City of Rittman  
Wayne County, Ohio**

*Notes to the Basic Financial Statements  
For the Year Ended December 31, 2015*

***Pension Assets/Liabilities, Pension Expense, and Deferred Outflows of Resources and Deferred Inflows of Resources Related to Pensions*** The net pension asset/liability for OPERS was measured as of December 31, 2014, and the total pension asset/liability used to calculate the net pension asset/liability was determined by an actuarial valuation as of that date. OPF's total pension liability was measured as of December 31, 2014, and was determined by rolling forward the total pension liability as of January 1, 2014, to December 31, 2014. The City's proportion of the net pension asset/liability was based on the City's share of contributions to the pension plan relative to the contributions of all participating entities. Following is information related to the proportionate share and pension expense:

	<u>OPERS Traditional Plan</u>	<u>OPERS Combined Plan</u>	<u>OPF</u>	<u>Total</u>
Proportionate Share of the Net Pension Asset	\$ 0	\$ 3,778	\$ 0	\$ 3,778
Proportionate Share of the Net Pension Liability	\$ 1,692,898	\$ 0	\$ 1,085,489	\$ 2,778,387
Proportion of the Net Pension Asset/Liability	0.01403600%	0.00981200%	0.02095370%	
Pension Expense	\$ 184,138	\$ 2,478	\$ 105,884	\$ 292,500

At December 31, 2015, the City reported deferred outflows of resources and deferred inflows of resources related to pensions from the following sources:

	<u>OPERS Traditional Plan</u>	<u>OPERS Combined Plan</u>	<u>OPF</u>	<u>Total</u>
<b>Deferred Outflows of Resources</b>				
Net difference between projected and actual earnings on pension plan investments	\$ 90,328	\$ 231	\$ 46,784	\$ 137,343
City contributions subsequent to the measurement date	211,971	4,249	95,210	311,430
Total Deferred Outflows of Resources	<u>\$ 302,299</u>	<u>\$ 4,480</u>	<u>\$ 141,994</u>	<u>\$ 448,773</u>
<b>Deferred Inflows of Resources</b>				
Differences between expected and actual experience	<u>\$ 29,741</u>	<u>\$ 1,153</u>	<u>\$ 0</u>	<u>\$ 30,894</u>

\$311,430 reported as deferred outflows of resources related to pension resulting from City contributions subsequent to the measurement date will be recognized as a reduction of the net pension liability or addition of the net pension asset in the year ending December 31, 2016. Other amounts reported as deferred outflows of resources and deferred inflows of resources related to pension will be recognized in pension expense as follows:

**City of Rittman**  
**Wayne County, Ohio**  
*Notes to the Basic Financial Statements*  
*For the Year Ended December 31, 2015*

Year Ending December 31:	OPERS		OPF	Total
	Traditional Plan	Combined Plan		
2016	\$ 8,859	\$ (79)	\$ 11,696	\$ 20,476
2017	8,859	(79)	11,696	20,476
2018	20,287	(79)	11,696	31,904
2019	22,582	(80)	11,696	34,198
2020	0	(137)	0	(137)
Thereafter	0	(468)	0	(468)
	<u>\$ 60,587</u>	<u>\$ (922)</u>	<u>\$ 46,784</u>	<u>\$ 106,449</u>

***Actuarial Assumptions - OPERS***

Actuarial valuations of an ongoing plan involve estimates of the values of reported amounts and assumptions about the probability of occurrence of events far into the future. Examples include assumptions about future employment, mortality, and cost trends. Actuarially determined amounts are subject to continual review or modification as actual results are compared with past expectations and new estimates are made about the future.

Projections of benefits for financial reporting purposes are based on the substantive plan (the plan as understood by the employers and plan members) and include the types of benefits provided at the time of each valuation. The total pension asset/liability in the December 31, 2014, actuarial valuation was determined using the following actuarial assumptions, applied to all periods included in the measurement:

<u>Actuarial Information</u>	<u>Traditional Pension Plan</u>	<u>Combined Pension Plan</u>
Wage Inflation	3.75 percent	3.75 percent
Future Salary Increases, including inflation	4.25 percent to 10.05 percent, including wage inflation	4.25 percent to 8.05 percent, including wage inflation
COLA or Ad Hoc COLA	3.00 percent, simple	3.00 percent
Investment Rate of Return	8.00 percent	8.00 percent
Actuarial Cost Method	Individual Entry Age	Individual Entry Age

Mortality rates were based on the RP-2000 Mortality Table projected 20 years using Projection Scale AA. For males, 105 percent of the combined healthy male mortality rates were used. For females, 100 percent of the combined healthy female mortality rates were used. The mortality rates used in evaluating disability allowances were based on the RP-2000 mortality table with no projections. For males 120 percent of the disabled female mortality rates were used set forward two years. For females, 100 percent of the disabled female mortality rates were used.

The most recent experience study was completed for the five year period ended December 31, 2010.

The long-term rate of return on defined benefit investment assets was determined using a building-block method in which best-estimate ranges of expected future real rates of return are developed for each major asset class. These ranges are combined to produce the long-term expected real rate of return by weighting the expected future real rates of return by the target asset allocation percentage, adjusted for inflation.

**City of Rittman  
Wayne County, Ohio**

*Notes to the Basic Financial Statements  
For the Year Ended December 31, 2015*

OPERS manages investments in four investment portfolios: the Defined Benefits portfolio, the Health Care portfolio, the 115 Health Care Trust portfolio and the Defined Contribution portfolio. The Defined Benefit portfolio includes the investment assets of the Traditional Pension Plan, the defined benefit component of the Combined Plan, the annuitized accounts of the Member-Directed Plan and the VEBA Trust. Within the Defined Benefit portfolio, contributions into the plans are all recorded at the same time, and benefit payments all occur on the first of the month. Accordingly, the money-weighted rate of return is considered to be the same for all plans within the portfolio. The money weighted rate of return, net of investments expense, for the Defined Benefit portfolio is 6.95 percent for 2014.

The allocation of investment assets with the Defined Benefit portfolio is approved by the Board of Trustees as outlined in the annual investment plan. Plan assets are managed on a total return basis with a long-term objective of achieving and maintaining a fully funded status for the benefits provided through the defined benefit pension plans. The table below displays the Board-approved asset allocation policy for 2014 and the long-term expected real rates of return:

Asset Class	Target Allocation	Weighted Average Long-Term Expected Real Rate of Return (Arithmetic)
Fixed Income	23.00 %	2.31 %
Domestic Equities	19.90	5.84
Real Estate	10.00	4.25
Private Equity	10.00	9.25
International Equities	19.10	7.40
Other Investments	18.00	4.59
Total	100.00 %	5.28 %

**Discount Rate** The discount rate used to measure the total pension asset/liability was 8 percent. The projection of cash flows used to determine the discount rate assumed that contributions from plan members and those of the contributing employers are made at the statutorily required rates. Based on those assumptions, the pension plan’s fiduciary net position was projected to be available to make all projected future benefits payments of current plan members. Therefore, the long-term expected rate of return on pension plan investments was applied to all periods of projected benefit payments to determine the total pension asset/liability.

**Sensitivity of the City’s Proportionate Share of the Net Pension Asset/Liability to Changes in the Discount Rate** The following table presents the City’s proportionate share of the net pension asset/liability calculated using the current period discount rate assumption of 8 percent, as well as what the City’s proportionate share of the net pension asset/liability would be if it were calculated using a discount rate that is one-percentage-point lower (7 percent) or one-percentage-point higher (9 percent) than the current rate:

**City of Rittman**  
**Wayne County, Ohio**  
*Notes to the Basic Financial Statements*  
*For the Year Ended December 31, 2015*

City's proportionate share of the net pension (asset)/liability:	1% Decrease (7.00%)	Current Discount Rate (8.00%)	1% Increase (9.00%)
Traditional Plan	\$ 3,114,448	\$ 1,692,898	\$ 495,611
Combined Plan	491	(3,778)	(7,163)

***Actuarial Assumptions – OPF***

OPF's total pension liability as of December 31, 2014 is based on the results of an actuarial valuation date of January 1, 2014, and rolled-forward using generally accepted actuarial procedures. The total pension liability is determined by OPF's actuaries in accordance with GASB Statement No. 67, as part of their annual valuation. Actuarial valuations of an ongoing plan involve estimates of reported amounts and assumptions about probability of occurrence of events far into the future. Examples include assumptions about future employment mortality, salary increases, disabilities, retirements and employment terminations. Actuarially determined amounts are subject to continual review and potential modifications, as actual results are compared with past expectations and new estimates are made about the future.

Key methods and assumptions used in calculating the total pension liability in the latest actuarial valuation, prepared as of January 1, 2014, are presented below:

Valuation Date	January 1, 2014
Actuarial Cost Method	Entry Age Normal
Investment Rate of Return	8.25 percent
Projected Salary Increases	4.25 percent to 11.00 percent
Payroll Increases	3.75 percent
Inflation Assumptions	3.25 percent
Cost of Living Adjustments	2.60 percent and 3.00 percent

Rates of death are based on the RP2000 Combined Table, age-adjusted as follows. For active members, set back six years. For disability retirements, set forward five years for police and three years for firefighters. For service retirements, set back zero years for police and two years for firefighters. For beneficiaries, set back zero years. The rates are applied on a fully generational basis, with a base year of 2009, using mortality improvement Scale AA.

The most recent experience study was completed January 1, 2012.

The long-term expected rate of return on pension plan investments was determined using a building-block approach and assumes a time horizon, as defined in the Statement of Investment Policy. A forecasted rate of inflation serves as the baseline for the return expectation. Various real return premiums over the baseline inflation rate have been established for each asset class. The long-term expected nominal rate of return has been determined by calculating a weighted averaged of the expected real return premiums for each asset class, adding the projected inflation rate and adding the expected return from rebalancing

**City of Rittman  
Wayne County, Ohio**

*Notes to the Basic Financial Statements  
For the Year Ended December 31, 2015*

uncorrelated asset classes. Best estimates of the long-term expected geometric real rates of return for each major asset class included in OPF's target asset allocation as of December 31, 2014 are summarized below:

<u>Asset Class</u>	<u>Target Allocation</u>	<u>Long Term Expected Real Rate of Return</u>
Cash and Cash Equivalents	0.00 %	(0.25) %
Domestic Equity	16.00	4.47
Non-US Equity	16.00	4.47
Core Fixed Income*	20.00	1.62
Global Inflation Protected*	20.00	1.33
High Yield	15.00	3.39
Real Estate	12.00	3.93
Private Markets	8.00	6.98
Timber	5.00	4.92
Master Limited Partnerships	8.00	7.03
Total	<u>120.00 %</u>	

\* levered 2x

OPF's Board of Trustees has incorporated the "risk parity" concept into OPF's asset liability valuation with the goal of reducing equity risk exposure, which reduces overall Total Portfolio risk without sacrificing return, and creating a more risk-balanced portfolio based on their relationship between asset classes and economic environments. From the notional portfolio perspective above, the Total Portfolio may be levered up to 1.2 times due to the application of leverage in certain fixed income asset classes.

**Discount Rate** The total pension liability was calculated using the discount rate of 8.25 percent. The projection of cash flows used to determine the discount rate assumed the contributions from employers and from the members would be computed based on contribution requirements as stipulated by State statute. Projected inflows from investment earning were calculated using the longer-term assumed investment rate of return 8.25 percent. Based on those assumptions, the plan's fiduciary net position was projected to be available to make all future benefit payments of current plan members. Therefore, a long-term expected rate of return on pension plan investments was applied to all periods of projected benefits to determine the total pension liability.

**Sensitivity of the City's Proportionate Share of the Net Pension Liability to Changes in the Discount Rate** Net pension liability is sensitive to changes in the discount rate, and to illustrate the potential impact the following table presents the net pension liability calculated using the discount rate of 8.25 percent, as well as what the net pension liability would be if it were calculated using a discount rate that is one percentage point lower (7.25 percent), or one percentage point higher (9.25 percent) than the current rate.



**City of Rittman  
Wayne County, Ohio**

*Notes to the Basic Financial Statements  
For the Year Ended December 31, 2015*

	1% Decrease (7.25%)	Current Discount Rate (8.25%)	1% Increase (9.25%)
City's proportionate share of the net pension liability:	\$ 1,501,396	\$ 1,085,489	\$ 733,343

**Note 10 Post-Employment Benefits**

**A. Ohio Public Employees Retirement System**

Plan Description – Ohio Public Employees Retirement System (OPERS) administers three separate pension plans: The Traditional Pension Plan – a cost sharing, multiple-employer defined benefit pension plan; the Member-Directed Plan – a defined contribution plan; and the Combined Plan – a cost sharing, multiple employer defined benefit pension plan that has elements of both a defined benefit and defined contribution plan.

OPERS maintains two cost-sharing multiple-employer defined benefit post-employment health care trusts, which fund multiple health care plans including medical coverage, prescription drug coverage, deposits to a Health Reimbursement Arrangement and Medicare Part B premium reimbursements, to qualifying benefit recipients of both the Traditional Pension and the Combined plans. Members of the Member-Directed Plan do not qualify for ancillary benefits, including OPERS sponsored health care coverage.

In order to qualify for post-employment health care coverage, age-and-service retirees under the Traditional Pension and Combined plans must have 20 or more years of qualifying Ohio service credit. Health care coverage for disability benefit recipients and qualified survivor benefit recipients is available. The health care coverage provided by OPERS meets the definition of an Other Postemployment Benefit (OPEB) as described in GASB Statement 45. Please see the Plan Statement in the OPERS 2014 CAFR details.

The Ohio Revised Code permits, but does not mandate, OPERS to provide health care benefits to its eligible benefit recipients. Authority to establish and amend benefits is provided in Chapter 145 of the Ohio Revised Code.

OPERS issues a stand-alone financial report. Interested parties may obtain a copy by visiting <https://www.opers.org/financial/reports.shtml>, by writing to OPERS, 277 East Town Street, Columbus, Ohio 43215-4642, or by calling 614-222-5601 or 800-222-7377.

Funding Policy – The Ohio Revised Code provides the statutory authority requiring public employers to fund post-retirement health care through their contributions to OPERS. A portion of each employer's contribution to OPERS is set aside to fund OPERS health care plans.

**City of Rittman**  
**Wayne County, Ohio**

*Notes to the Basic Financial Statements*  
*For the Year Ended December 31, 2015*

---

Employer contribution rates are expressed as a percentage of the earnable salary of active members. In 2015, State and Local employers contributed at a rate of 14.0 percent of earnable salary and Public Safety and Law Enforcement employers contributed at 18.1 percent. These are the maximum employer contribution rates permitted by the Ohio Revised Code. Active member contributions do not fund health care.

OPERS maintains three health care trusts. The two cost-sharing, multiple-employer trusts, the 401(h) Health Care Trust and the 115 Health Care Trust, work together to provide health care funding to eligible retirees of the Traditional Pension and Combined plans. The third trust is a Voluntary Employee's Beneficiary Association (VEBA) that provides funding for a Retiree Medical Account for Member-Directed Plan members. Each year, the OPERS Board of Trustees determines the portion of the employer contribution rate that will be set aside to fund health care plans. The portion of employer contributions allocated to health care for members in the Traditional Pension Plan and Combined Plan was 2.0 percent during calendar year 2015. As recommended by OPERS' actuary, the portion of employer contributions allocated to health care beginning January 1, 2016 remained at 2.0 percent for both plans. The Board is also authorized to establish rules for the retiree or their surviving beneficiaries to pay a portion of the health care provided. Payment amounts vary depending on the number of covered dependents and the coverage selected. The employer contribution as a percentage of covered payroll deposited to the VEBA for participants in the Member-Directed Plan for 2015 was 4.5 percent.

The City's contributions allocated to fund post-employment health care benefits for the years ended December 31, 2015, 2014, and 2013 were \$36,037, \$22,209 and \$16,524, respectively. For 2015, 92 percent has been contributed with the balance being reported as an intergovernmental payable. The full amount has been contributed for 2014 and 2013.

***B. Ohio Police and Fire Pension Fund***

Plan Description – The City contributes to the Ohio Police and Fire Pension Fund (OPF) sponsored health care program, a cost-sharing multiple-employer defined post-employment health care plan administered by OPF. OPF provides health care benefits including coverage for medical, prescription drugs, dental, vision, Medicare Part B Premium and long-term care to retirees, qualifying benefit recipients and their eligible dependents.

OPF provides access to post-retirement health care coverage for any person who receives or is eligible to receive a monthly service, disability, or statutory survivor benefit or is a spouse or eligible dependent child of such person. The health care coverage provided by OPF meets the definition of an Other Post-employment Benefit (OPEB) as described in GASB Statement 45.

The Ohio Revised Code allows, but does not mandate, OPF to provide OPEB benefits. Authority for the OPF Board of Trustees to provide healthcare coverage to eligible participants and to establish and amend benefits is codified in Chapter 742 of the Ohio Revised Code.

OPF issues a publicly available financial report that includes financial information and required supplementary information for the Plan. That report may be obtained by writing to OPF, 140 East Town Street, Columbus, Ohio 43215-5164. That report is also available on OPF's website at [www.op-f.org](http://www.op-f.org).

**City of Rittman**  
**Wayne County, Ohio**

*Notes to the Basic Financial Statements*  
*For the Year Ended December 31, 2015*

---

Funding Policy – The Ohio Revised Code provides for contribution requirements of the participating employers and of plan members to the OPF defined benefit pension plan. Participating employers are required Ohio Revised Code to contribute to the pension plan at rates expressed as percentages of the payroll of active pension plan members, currently, 19.5 percent and 24.0 percent of covered payroll for police and fire employers, respectively. The Ohio Revised Code states that the employer contribution may not exceed 19.5 percent of covered payroll for police employer units and 24.0 percent of covered payroll for fire employer units. Active members do not make contributions to the OPEB Plan.

OPF maintains funds for health care in two separate accounts. One for health care benefits under an IRS Code Section 115 trust and one for Medicare Part B reimbursements administrated as an Internal Revenue Code 401(h) account, both of which are within the defined benefit pension plan, under the authority granted by the Ohio Revised Code to the OPF Board of Trustees.

The Board of Trustees is authorized to allocate a portion of the total employer contributions made into the pension plan to the Section 115 trust and the Section 401(h) account as the employer contribution for retiree health care benefits. The portion of employer contribution allocated to health care was 0.5 percent of covered payroll from January 1, 2015 through December 31, 2015. The amount of employer contributions allocated to the health care plan each year is subject to the Trustees' primary responsibility to ensure that pension benefits are adequately funded and is limited by the provisions of Sections 115 and 401(h).

The OPF Board of Trustees also is authorized to establish requirements for contributions to the health care plan by retirees and their eligible dependents, or their surviving beneficiaries. Payment amounts vary depending on the number of covered dependents and the coverage selected.

The City's contributions to OPF, which were allocated to fund post-employment health care benefits, for police were \$2,506 for the year ended December 31, 2015, \$2,303 for the year ended December 31, 2014, and \$15,963 for the year ended December 31, 2013. 90 percent has been contributed for 2015. The full amount has been contributed for 2014 and 2013.

**Note 11 – Compensated Absences**

The criteria for determining vacation and sick leave components are derived from negotiated contracts, City ordinances and State laws. Employees earn two to five weeks of vacation per year, depending upon length of service. Vacation is accrued bi-weekly and employees may accrue up to two times their annual vacation rate. Unused vacation is paid out at termination of employment, retirement or death.

Employees earn sick leave at the rate of 4.6 hours per 80 hours worked with no maximum accumulation. At retirement or death, employees (or their estate) will receive between 650 and 750 hours of sick leave.

Compensated absences will be paid from the fund from which the employee is paid. This is generally from the general, EMS, street maintenance and repair, water, sewer and solid waste funds.

**City of Rittman**  
**Wayne County, Ohio**  
*Notes to the Basic Financial Statements*  
*For the Year Ended December 31, 2015*

**Note 12 – Long Term Obligations**

***Changes in Long Term Liabilities***

Long term liability activity for the year ended December 31, 2015 was as follows:

	Restated Balance 12/31/2014	Additions	Reductions	Balance 12/31/2015	Due Within One Year
<b>Governmental Activities</b>					
<i>General Obligation Bonds</i>					
2009 Emergency Dispatch					
Communication Bonds	\$ 57,000	\$ 0	\$ 5,000	\$ 52,000	\$ 5,000
2014 Recreation Center					
Refunding Bonds	635,000	0	100,000	535,000	100,000
2014 Pool Project Bonds	40,000	0	0	40,000	5,000
<i>Total General Obligation Bonds</i>	<u>732,000</u>	<u>0</u>	<u>105,000</u>	<u>627,000</u>	<u>110,000</u>
<i>Loans</i>					
2013 Wayne Savings Community					
Bank	149,796	0	36,209	113,587	37,023
2013 Rittman CIC	14,000	0	0	14,000	0
2015 OPWC	0	85,000	0	85,000	2,125
<i>Total Loans</i>	<u>163,796</u>	<u>85,000</u>	<u>36,209</u>	<u>212,587</u>	<u>39,148</u>
Promissory Note	21,000	0	7,000	14,000	7,000
Note Payable	0	111,000	18,030	92,970	36,617
<i>Total Notes Payable</i>	<u>21,000</u>	<u>111,000</u>	<u>25,030</u>	<u>106,970</u>	<u>43,617</u>
<i>Net Pension Liability</i>					
OPERS	1,153,925	26,665	0	1,180,590	0
OP&F	1,020,511	64,978	0	1,085,489	0
<i>Total Net Pension Liability</i>	<u>2,174,436</u>	<u>91,643</u>	<u>0</u>	<u>2,266,079</u>	<u>0</u>
Compensated Absences	194,003	188,970	181,697	201,276	132,568
<b>Total Governmental Long Term Liabilities</b>	<u><b>\$ 3,285,235</b></u>	<u><b>\$ 476,613</b></u>	<u><b>\$ 347,936</b></u>	<u><b>\$ 3,413,912</b></u>	<u><b>\$ 325,333</b></u>

**City of Rittman**  
**Wayne County, Ohio**  
*Notes to the Basic Financial Statements*  
*For the Year Ended December 31, 2015*

	Restated Balance 12/31/2014	Additions	Reductions	Balance 12/31/2015	Due Within One Year
<b>Business-Type Activities</b>					
<i>Revenue Bonds</i>					
1993 Mortgage Revenue Bonds	\$ 831,400	\$ 0	\$ 29,500	\$ 801,900	\$ 31,000
<i>General Obligation Bonds</i>					
2014 Refunding Bonds	940,000	0	85,000	855,000	90,000
2011 Sewer Vehicle Acquisition Bonds	25,500	0	12,500	13,000	13,000
<i>Total General Obligation Bonds</i>	965,500	0	97,500	868,000	103,000
<i>Loans</i>					
2005 OPWC Loan	143,750	0	12,500	131,250	4,491
2010 OPWC Loan	123,507	0	4,491	119,016	12,500
2015 OPWC Loan	0	165,000	0	165,000	4,125
<i>Total Loans</i>	267,257	165,000	16,991	415,266	21,116
<i>Net Pension Liability - OPERS</i>					
Water	229,172	5,296	0	234,468	0
Sewer	254,896	5,890	0	260,786	0
Solid Waste	16,669	385	0	17,054	0
<i>Total Net Pension Liability</i>	500,737	11,571	0	512,308	0
Compensated Absences	100,744	78,354	73,766	105,332	63,737
Total Business-Type Activities					
Long Term Liabilities	\$ 2,665,638	\$ 254,925	\$ 217,757	\$ 2,702,806	\$ 218,853

*General Obligation Bonds* - General obligations bonds are direct obligations of the City for which its full faith and credit are pledged for repayment. The general obligation bonds will be retired from the debt service fund using general property taxes and from the water and sewer funds using resources within these funds.

*2009 Emergency Dispatch Communication Bonds*

In 2009, the City issued \$77,000 in bonds with an interest rate of 4.25 percent which will mature in 2024. These bonds were issued to replace and improve the City's 911 emergency dispatch communication system.

**City of Rittman**  
**Wayne County, Ohio**

*Notes to the Basic Financial Statements*  
*For the Year Ended December 31, 2015*

---

*2014 Refunding Bonds*

In November 2014, the City issued \$645,000 and \$960,000 in refunded general obligation bonds with an interest rate of 2.25 percent. The proceeds of the bonds were used to refund \$625,000 of the City's outstanding recreation center refunding bonds, Series 2004 and \$920,000 of the City's outstanding water improvement bonds, Series 2004. The recreation center refunding bonds were issued for a 6 year period with final maturity at December 1, 2020. The water improvement refunding bonds were issued for a 10 year period with final maturity at December 1, 2024. At the date of the refunding, \$1,579,239 (after underwriting fees) was deposited in an irrevocable trust to provide for all future payments on the refunded bonds. As of December 31, 2015, \$1,375,000 of these bonds is considered defeased.

These refunding bonds were issued with issuance costs of \$27,250. The issuance resulted in a difference between the cash flows required to service the old debt and the cash flows required to service the new debt of \$135,857. The issuance resulted in an economic gain of \$120,915.

*2014 Pool Project Bonds*

In November 2014, the City issued \$40,000 in bonds with an interest rate of 2.25 percent which will mature in 2023. These bonds were issued to make improvements to the pool and community room.

*2015 OPWC Loan*

The 2015 OPWC loan is for street improvements. The City received \$85,000 in proceeds in 2015. The loan matures in 2036 and is an interest-free loan. This loan will be retired from the debt service fund.

*2015 Note*

On June 2, 2015 the City issued a note in the amount of \$111,000 at an interest rate of 2.05 percent to finance the cost of two rescue squads for the emergency medical service department. The note will be paid from the emergency medical service fund and matures on June 2, 2018.

*2011 Sewer Vehicle Acquisition Bonds*

In 2011, the City issued \$59,500 in bonds with an interest rate of 3.75 percent which will mature in 2016. These bonds were issued for the acquisition of a sewer cleaning and vacuum truck.

*2013 Loans*

In 2013, the City received a loan of \$185,000 from Wayne Savings Community Bank with an interest rate of 2.25 percent. The loan was used to purchase a fire truck. The loan will be paid from the fire levy fund and matures in 2018.

In 2013, the City entered into a promissory note of \$35,000 with the Rittman Exempted Village School District. There is no annual interest rate. The note was used to purchase land. The note will be paid from general fund and matures in 2017.

**City of Rittman**  
**Wayne County, Ohio**

*Notes to the Basic Financial Statements*  
*For the Year Ended December 31, 2015*

---

The City entered into a loan agreement with Rittman Community Improvement Corporation for \$35,000 to be issued in annual installments of \$7,000 beginning in 2013. There is no annual interest rate. The loan is used for loan payments on the 2013 note from Rittman Exempted Village School District, which was used to purchase land. The loan matures upon the City converting the land for the City's use or selling the land to another entity.

*Mortgage Revenue Bonds*

Mortgage revenue bonds are to be repaid from income derived from the constructed and improved assets of the Sewer Fund. In 1993, the City issued \$1,285,000 in mortgage revenue bonds at an interest rate of 5.20 percent for the purpose of constructing and improving the wastewater treatment facilities. The bonds mature on October 15, 2032.

The City has pledged future revenues to repay these revenue bonds. The debt is payable solely from operating revenues and is payable through 2032. In 2015, the annual principal and interest payments on the bonds and loans required 14 percent of net operating revenues and 5 percent of total revenues. The total principal and interest remaining to be paid on the bonds is \$1,217,860. Principal and interest paid in the current year was \$72,109, total net operating revenues were \$520,432 and total revenues were \$1,316,555.

*2005 OPWC Loan*

The 2005 Ohio Public Works Commission (OPWC) loan was for a new water filtration system to be used by the City. The City received \$141,647 in proceeds in 2005, with the remaining \$108,353 received in 2006. The loan matures in 2026 and is an interest-free loan.

*2010 OPWC Loan*

The 2010 OPWC loan was for waterline improvements on Salt Street and Terrace Street. The City received \$134,735 in proceeds in 2011. The loan matures in 2042 and is an interest-free loan.

*2015 OPWC Loan*

The 2015 OPWC loan was for waterline improvements on North Main and Liberty Street. The City received \$165,000 in proceeds in 2015. The loan matures in 2036 and is an interest-free loan.

The City has pledged future revenues to repay the OPWC loans in the water fund. The debt is payable solely from revenues and is payable through 2042. In 2015, the annual principal payments on the loans required 24 percent of net operating revenues and 2 percent of total revenues. The total principal remaining to be paid on the loans is \$415,266. Principal paid in the current year was \$16,991, total net operating revenues were \$70,310 and total revenues were \$719,256.

The City pays obligations related to employee compensation from the fund benefitting from their service.

**City of Rittman**  
**Wayne County, Ohio**  
*Notes to the Basic Financial Statements*  
*For the Year Ended December 31, 2015*

Annual debt service requirements to maturity for outstanding debt are as follows:

Year Ending December 31,	Governmental Activities					
	General Obligation Bonds			Loans Payable *		
	Principal	Interest	Total	Principal	Interest	Total
2016	\$ 110,000	\$ 15,147	\$ 125,147	\$ 39,148	\$ 3,370	\$ 42,518
2017	115,000	12,572	127,572	42,106	2,556	44,662
2018	120,000	9,885	129,885	42,958	1,723	44,681
2019	121,000	7,085	128,085	4,250	871	5,121
2020	121,000	4,243	125,243	4,250	0	4,250
2021 - 2025	40,000	3,394	43,394	21,250	0	21,250
2026 - 2030	0	0	0	21,250	0	21,250
2031 - 2035	0	0	0	21,250	0	21,250
2036	0	0	0	2,125	0	2,125
<b>Total</b>	<b>\$ 627,000</b>	<b>\$ 52,326</b>	<b>\$ 679,326</b>	<b>\$ 198,587</b>	<b>\$ 8,520</b>	<b>\$ 207,107</b>

Year Ending December 31,	Notes Payable		
	Principal	Interest	Total
2016	\$ 43,617	\$ 1,724	\$ 45,341
2017	44,377	964	45,341
2018	18,976	194	19,170
<b>Total</b>	<b>\$ 106,970</b>	<b>\$ 2,882</b>	<b>\$ 109,852</b>

\* The \$14,000 Rittman Community Improvement Corporation loan is not included since there is no maturity date at this time.



**City of Rittman**  
**Wayne County, Ohio**  
*Notes to the Basic Financial Statements*  
*For the Year Ended December 31, 2015*

Year Ending December 31,	Business Type Activities						
	General Obligation Bonds			Mortgage Revenue Bonds			OPWC Loans
	Principal	Interest	Total	Principal	Interest	Total	Principal
2016	\$ 103,000	\$ 19,725	\$ 122,725	\$ 31,000	\$ 41,097	\$ 72,097	\$ 21,116
2017	85,000	17,213	102,213	32,600	39,509	72,109	25,241
2018	100,000	15,300	115,300	34,200	37,838	72,038	25,241
2019	95,000	13,050	108,050	36,000	36,085	72,085	25,241
2020	100,000	10,913	110,913	37,800	34,240	72,040	25,241
2021 - 2025	385,000	21,712	406,712	220,400	140,051	360,451	126,205
2026 - 2030	0	0	0	282,900	77,485	360,385	69,955
2031 - 2035	0	0	0	127,000	9,655	136,655	63,705
2036 - 2040	0	0	0	0	0	0	26,583
2041 - 2042	0	0	0	0	0	0	6,738
<b>Total</b>	<b>\$ 868,000</b>	<b>\$ 97,913</b>	<b>\$ 965,913</b>	<b>\$ 801,900</b>	<b>\$ 415,960</b>	<b>\$ 1,217,860</b>	<b>\$ 415,266</b>

**Note 13 – Risk Management**

The City is exposed to various risks of loss related to torts; theft of, damage to, and destruction of assets; errors and omission; injuries to employees and natural disasters.

These risks are covered by commercial insurance policies purchased from independent third parties. The City purchases extended coverage insurance on all buildings and contents to \$28,681,391. Coverage is purchased on City vehicles for a combined single limit liability of \$1,000,000. The City purchases general liability insurance coverage with a \$1,000,000 limit per occurrence and \$3,000,000 aggregate. Other policies held by the City include law enforcement, public officials, boiler & machinery, inland marine and commercial crime. An umbrella policy held by the City provides an additional \$5,000,000 of coverage over the policies listed above.

Workers' compensation coverage is provided by the State of Ohio and is based on a rate per \$100 of salaries. The rate is calculated based on accident history and administrative costs.

The City contracted with Medical Mutual as the Health Care Provider to provide employee health benefits. On November 1, 2014, the City contracted with Ohio Insurance Services Agency, Inc as part of the Ohio Public Entity Consortium Healthcare Cooperative (OPEC-HC) for medical and prescription coverage. Medical Mutual remains the third-party administrator.

There were no significant reductions in insurance coverage during the year in any category of risk. Settled claims have not exceeded insurance coverage in any of the past three years.

**City of Rittman**  
**Wayne County, Ohio**  
*Notes to the Basic Financial Statements*  
*For the Year Ended December 31, 2015*

---

**Note 14 – Contingencies**

Amounts received from grantor agencies are subject to audit and adjustment by the grantor, principally the federal government. Any disallowed costs may require refunding to the grantor. Amounts which may be disallowed, if any, are not presently determinable. However, based on prior experience, management believes such refunds, if any, would not be material.

The City is defendant in several lawsuits. The outcome of these suits is not presently determinable and council believes that the resolution of these matters will not materially affect the City's financial condition.

**Note 15 – Commitments**

The City utilizes encumbrance accounting as part of its budgetary controls. Encumbrances outstanding at year end may be reported as part of restricted, committed or assigned classifications of fund balance. At year end, the City's commitments for encumbrances in the governmental funds were as follows:

<u>Fund</u>	<u>Amount</u>
General Fund	\$ 20,869
Emergency Medical Service Fund	5,772
Fire Department Levy Fund	815
Capital Improvements Fund	41
Nonmajor Governmental Funds	<u>30,985</u>
	<u>\$ 58,482</u>

**City of Rittman**  
**Wayne County, Ohio**  
*Required Supplementary Information*  
*Schedule of the City's Proportionate Share of the Net Pension Asset/Liability*  
*Last Two Years (1)*

	<u>2014</u>	<u>2013</u>
<b><i>Ohio Public Employees' Retirement System (OPERS) - Traditional Plan</i></b>		
City's Proportion of the Net Pension Liability (Asset)	0.0140360%	0.0140360%
City's Proportionate Share of the Net Pension Liability (Asset)	\$ 1,692,898	\$ 1,654,662
City's Covered-Employee Payroll	\$ 1,720,742	\$ 1,619,969
City's Proportionate Share of the Net Pension Liability (Asset) as a Percentage of its Covered-Employee Payroll	98.38%	102.14%
Plan Fiduciary Net Position as a Percentage of the Total Pension Liability	86.45%	86.36%
<b><i>Ohio Public Employees' Retirement System (OPERS) - Combined Plan</i></b>		
City's Proportion of the Net Pension Liability (Asset)	0.0098120%	0.0098120%
City's Proportionate Share of the Net Pension Liability (Asset)	\$ (3,778)	\$ (1,030)
City's Covered-Employee Payroll	\$ 35,867	\$ 32,469
City's Proportionate Share of the Net Pension Liability (Asset) as a Percentage of its Covered-Employee Payroll	10.53%	3.17%
Plan Fiduciary Net Position as a Percentage of the Total Pension Asset	114.83%	104.56%
<b><i>Ohio Police and Fire Pension Fund (OPF)</i></b>		
City's Proportion of the Net Pension Liability (Asset)	0.0209537%	0.0209537%
City's Proportionate Share of the Net Pension Liability (Asset)	\$ 1,085,489	\$ 1,020,511
City's Covered-Employee Payroll	\$ 453,958	\$ 448,659
City's Proportionate Share of the Net Pension Liability (Asset) as a Percentage of its Covered-Employee Payroll	239.12%	227.46%
Plan Fiduciary Net Position as a Percentage of the Total Pension Liability	72.20%	73.00%

(1) Information prior to 2013 is not available.

**City of Rittman**  
**Wayne County, Ohio**  
*Required Supplementary Information*  
*Schedule of City Contributions*  
*Last Ten Years*

	<u>2015</u>	<u>2014</u>	<u>2013</u>
<b><i>Ohio Public Employees' Retirement System (OPERS) - Traditional Plan</i></b>			
Contractually Required Contribution	\$ 211,971	\$ 206,489	\$ 210,596
Contributions in Relation to the Contractually Required Contribution	<u>(211,971)</u>	<u>(206,489)</u>	<u>(210,596)</u>
Contribution deficiency (excess)	<u>\$ 0</u>	<u>\$ 0</u>	<u>\$ 0</u>
City's covered-employee payroll	\$ 1,766,425	\$ 1,720,742	\$ 1,619,969
Contributions as a percentage of covered-employee payroll	12.00%	12.00%	13.00%
<b><i>Ohio Public Employees' Retirement System (OPERS) - Combined Plan</i></b>			
Contractually Required Contribution	\$ 4,249	\$ 4,304	\$ 4,221
Contributions in Relation to the Contractually Required Contribution	<u>(4,249)</u>	<u>(4,304)</u>	<u>(4,221)</u>
Contribution deficiency (excess)	<u>\$ 0</u>	<u>\$ 0</u>	<u>\$ 0</u>
City's covered-employee payroll	\$ 35,408	\$ 35,867	\$ 32,469
Contributions as a percentage of covered-employee payroll	12.00%	12.00%	13.00%
<b><i>Ohio Police and Fire Pension Fund (OPF)</i></b>			
Contractually Required Contribution	\$ 95,210	\$ 87,690	\$ 70,574
Contributions in relation to the contractually required contribution	<u>(95,210)</u>	<u>(87,690)</u>	<u>(70,574)</u>
Contribution deficiency (excess)	<u>\$ 0</u>	<u>\$ 0</u>	<u>\$ 0</u>
City's covered-employee payroll	\$ 501,108	\$ 453,958	\$ 448,659
Contributions as a percentage of covered-employee payroll	19.00%	19.32%	15.73%

(n/a) Information prior to 2013 is not available.

<u>2012</u>	<u>2011</u>	<u>2010</u>	<u>2009</u>	<u>2008</u>	<u>2007</u>	<u>2006</u>
n/a	n/a	n/a	n/a	n/a	n/a	n/a
n/a	n/a	n/a	n/a	n/a	n/a	n/a
n/a	n/a	n/a	n/a	n/a	n/a	n/a
n/a	n/a	n/a	n/a	n/a	n/a	n/a
n/a	n/a	n/a	n/a	n/a	n/a	n/a
n/a	n/a	n/a	n/a	n/a	n/a	n/a
n/a	n/a	n/a	n/a	n/a	n/a	n/a
n/a	n/a	n/a	n/a	n/a	n/a	n/a
n/a	n/a	n/a	n/a	n/a	n/a	n/a
n/a	n/a	n/a	n/a	n/a	n/a	n/a
\$ 55,319	\$ 60,564	\$ 55,854	\$ 57,387	\$ 51,648	\$ 49,257	\$ 45,211
<u>(55,319)</u>	<u>(60,564)</u>	<u>(55,854)</u>	<u>(57,387)</u>	<u>(51,648)</u>	<u>(49,257)</u>	<u>(45,211)</u>
<u>\$ 0</u>	<u>\$ 0</u>	<u>\$ 0</u>	<u>\$ 0</u>	<u>\$ 0</u>	<u>\$ 0</u>	<u>\$ 0</u>
\$ 433,875	\$ 475,012	\$ 438,071	\$ 450,094	\$ 405,082	\$ 386,329	\$ 384,774
12.75%	12.75%	12.75%	12.75%	12.75%	12.75%	11.75%



**COMBINING STATEMENTS FOR  
NONMAJOR GOVERNMENTAL FUNDS  
AND  
INDIVIDUAL FUND SCHEDULES FOR  
GOVERNMENTAL FUNDS**

**City of Rittman**  
**Wayne County, Ohio**  
*Combining Statements - Nonmajor Funds*

---

**Nonmajor Special Revenue Funds**

The Special Revenue Funds are used to account for the proceeds of specific sources that are legally restricted or committed to expenditure for specified purposes other than debt service or capital projects. The title of each special revenue fund is descriptive of the activities accounted for therein. The special revenue funds are:

***Street Maintenance and Repair Fund***

Required by the Ohio Revised Code to account for that portion of the state gasoline tax and motor vehicle registration fees restricted for maintenance of streets within the City.

***State Highway Fund***

Required by the Ohio Revised Code to account for that portion of the state gasoline tax and motor vehicle registration fees restricted for maintenance of state highways within the City.

***Permissive Tax***

Required by the Ohio Revised Code to account for that portion of motor vehicle registration fees allocated to assist in maintaining those city streets designated as contributing to the effective and efficient flow of traffic through and within the county.

***Permissive Tax II***

To account for the City's share of motor vehicle registration fees levied by the City for maintaining city streets.

***Police Pension***

To accumulate property taxes levied for the partial payment of the current liability for police disability and pension.

***Law Enforcement and Education***

To account for funds from the municipal court restricted to enforce drunk driving laws and related educational programs.

***Law Enforcement***

To account for funds from the municipal court restricted for law enforcement programs.

***Education and Recreation Assistance***

To account for monies received and expended for the Parks and Recreation Department programs and activities.



**City of Rittman**  
**Wayne County, Ohio**  
*Combining Statements - Nonmajor Funds*

---

**Nonmajor Debt Service Funds**

Debt Service funds are established to account for and report financial resources that are restricted, committed, or assigned to expenditure for principal and interest and to account for the accumulation of resources for, and the payment of, general long-term debt principal and interest.

***Debt Retirement***

To account for the resources that are used for payment of principal and interest and fiscal charges on debt.

**Nonmajor Capital Projects Funds**

Capital Project funds are established to account for and report financial resources that are restricted, committed, or assigned to expenditure for capital outlays, including the acquisition or construction of capital facilities and other capital assets.

***Cemetery Endowment***

This fund accounts for resources restricted for capital improvements for the Rittman Municipal Cemeteries.

**City of Rittman**  
**Wayne County, Ohio**  
*Combining Balance Sheet*  
*Nonmajor Governmental Funds*  
*December 31, 2015*

	Nonmajor Special Revenue Funds	Nonmajor Debt Service Fund	Nonmajor Capital Projects Fund	Total Nonmajor Governmental Funds
<b>Assets</b>				
Equity in Pooled Cash and Investments	\$ 312,017	\$ 12,560	\$ 65,838	\$ 390,415
Cash and Investments in Segregated Accounts	0	2,841	0	2,841
Accrued Interest Receivable	126	0	0	126
Intergovernmental Receivable	188,772	0	0	188,772
Property and Other Local Taxes Receivable	23,543	0	0	23,543
<i>Total Assets</i>	<u>\$ 524,458</u>	<u>\$ 15,401</u>	<u>\$ 65,838</u>	<u>\$ 605,697</u>
<b>Liabilities</b>				
Accounts Payable	\$ 722	\$ 0	\$ 0	\$ 722
Accrued Wages	4,942	0	0	4,942
Intergovernmental Payable	5,131	0	0	5,131
Matured Interest Payable	0	841	0	841
Matured Bonds Payable	0	2,000	0	2,000
<i>Total Liabilities</i>	<u>10,795</u>	<u>2,841</u>	<u>0</u>	<u>13,636</u>
<b>Deferred Inflows of Resources</b>				
Property Taxes Levied for the Next Year	22,150	0	0	22,150
Delinquent Property Taxes	1,393	0	0	1,393
Unavailable Revenue	137,785	0	0	137,785
<i>Total Deferred Inflows of Resources</i>	<u>161,328</u>	<u>0</u>	<u>0</u>	<u>161,328</u>
<b>Fund Balances</b>				
Restricted	352,335	12,560	65,838	430,733
<i>Total Fund Balances</i>	<u>352,335</u>	<u>12,560</u>	<u>65,838</u>	<u>430,733</u>
<i>Total Liabilities, Deferred Inflows of of Resources and Fund Balances</i>	<u>\$ 524,458</u>	<u>\$ 15,401</u>	<u>\$ 65,838</u>	<u>\$ 605,697</u>

**City of Rittman**  
**Wayne County, Ohio**

*Combining Statements of Revenues, Expenditures and Changes in  
Fund Balances - Nonmajor Governmental Funds  
For the Year Ended December 31, 2015*

	Nonmajor Special Revenue Funds	Nonmajor Debt Service Fund	Nonmajor Capital Projects Fund	Total Nonmajor Governmental Funds
<b>Revenues</b>				
Property and Other Local Taxes	\$ 23,685	\$ 0	\$ 0	\$ 23,685
Charges for Services	0	0	5,275	5,275
Fines, Licenses and Permits	951	0	0	951
Intergovernmental	452,660	0	0	452,660
Investment Earnings	289	0	0	289
Other	5,590	0	0	5,590
<i>Total Revenues</i>	<u>483,175</u>	<u>0</u>	<u>5,275</u>	<u>488,450</u>
<b>Expenditures</b>				
Current:				
General Government	471	0	5,953	6,424
Security of Persons and Property	28,848	0	0	28,848
Transportation	420,614	0	0	420,614
Debt Service:				
Principal Retirement	0	105,000	0	105,000
Interest and Fiscal Charges	0	17,868	0	17,868
<i>Total Expenditures</i>	<u>449,933</u>	<u>122,868</u>	<u>5,953</u>	<u>578,754</u>
<i>Excess of Revenues Over (Under) Expenditures</i>	<u>33,242</u>	<u>(122,868)</u>	<u>(678)</u>	<u>(90,304)</u>
<b>Other Financing Sources (Uses)</b>				
Transfers In	0	123,165	0	123,165
<i>Net Change in Fund Balance</i>	33,242	297	(678)	32,861
<i>Fund Balance Beginning of Year</i>	<u>319,093</u>	<u>12,263</u>	<u>66,516</u>	<u>397,872</u>
<i>Fund Balance End of Year</i>	<u>\$ 352,335</u>	<u>\$ 12,560</u>	<u>\$ 65,838</u>	<u>\$ 430,733</u>

**City of Rittman**  
**Wayne County, Ohio**  
*Combining Balance Sheet*  
*Nonmajor Special Revenue Funds*  
*December 31, 2015*

	Street Maintenance and Repair Fund	State Highway Fund	Permissive Tax Fund	Permissive Tax II Fund	Police Pension Fund
<b>Assets</b>					
Equity in Pooled Cash and Investments	\$ 83,296	\$ 25,827	\$ 0	\$ 137,389	\$ 46,572
Accrued Interest Receivable	96	30	0	0	0
Intergovernmental Receivable	131,716	10,681	40,084	4,317	1,974
Property and Other Local Taxes Receivable	0	0	0	0	23,543
<i>Total Assets</i>	<u>\$ 215,108</u>	<u>\$ 36,538</u>	<u>\$ 40,084</u>	<u>\$ 141,706</u>	<u>\$ 72,089</u>
<b>Liabilities</b>					
Accounts Payable	\$ 722	\$ 0	\$ 0	\$ 0	\$ 0
Accrued Wages	4,942	0	0	0	0
Intergovernmental Payable	5,131	0	0	0	0
<i>Total Liabilities</i>	<u>10,795</u>	<u>0</u>	<u>0</u>	<u>0</u>	<u>0</u>
<b>Deferred Inflows of Resources</b>					
Property Taxes Levied for the Next Year	0	0	0	0	22,150
Delinquent Property Taxes	0	0	0	0	1,393
Unavailable Revenue	88,547	7,180	40,084	0	1,974
<i>Total Deferred Inflows of Resources</i>	<u>88,547</u>	<u>7,180</u>	<u>40,084</u>	<u>0</u>	<u>25,517</u>
<b>Fund Balance</b>					
Restricted	115,766	29,358	0	141,706	46,572
<i>Total Fund Balance</i>	<u>115,766</u>	<u>29,358</u>	<u>0</u>	<u>141,706</u>	<u>46,572</u>
<i>Total Liabilities, Deferred Inflows of of Resources and Fund Balances</i>	<u>\$ 215,108</u>	<u>\$ 36,538</u>	<u>\$ 40,084</u>	<u>\$ 141,706</u>	<u>\$ 72,089</u>

*(continued)*

**City of Rittman**  
**Wayne County, Ohio**  
*Combining Balance Sheet*  
*Nonmajor Special Revenue Funds*  
*December 31, 2015*

	Law Enforcement and Education Fund	Law Enforcement Fund	Education and Recreation Assistance Fund	Totals
<b>Assets</b>				
Equity in Pooled Cash and Investments	\$ 2,222	\$ 11,099	\$ 5,612	\$ 312,017
Accrued Interest Receivable	0	0	0	126
Intergovernmental Receivable	0	0	0	188,772
Property and Other Local Taxes Receivable	0	0	0	23,543
<i>Total Assets</i>	<u>\$ 2,222</u>	<u>\$ 11,099</u>	<u>\$ 5,612</u>	<u>\$ 524,458</u>
<b>Liabilities</b>				
Accounts Payable	\$ 0	\$ 0	\$ 0	\$ 722
Accrued Wages	0	0	0	4,942
Intergovernmental Payable	0	0	0	5,131
<i>Total Liabilities</i>	<u>0</u>	<u>0</u>	<u>0</u>	<u>10,795</u>
<b>Deferred Inflows of Resources</b>				
Property Taxes Levied for the Next Year	0	0	0	22,150
Delinquent Property Taxes	0	0	0	1,393
Unavailable Revenue	0	0	0	137,785
<i>Total Deferred Inflows of Resources</i>	<u>0</u>	<u>0</u>	<u>0</u>	<u>161,328</u>
<b>Fund Balance</b>				
Restricted	2,222	11,099	5,612	352,335
<i>Total Fund Balance</i>	<u>2,222</u>	<u>11,099</u>	<u>5,612</u>	<u>352,335</u>
<i>Total Liabilities, Deferred Inflows of of Resources and Fund Balances</i>	<u>\$ 2,222</u>	<u>\$ 11,099</u>	<u>\$ 5,612</u>	<u>\$ 524,458</u>

**City of Rittman**  
**Wayne County, Ohio**  
*Combining Statement of Revenues, Expenditures and Changes in Fund Balances*  
*Nonmajor Special Revenue Funds*  
*For the Year Ended December 31, 2015*

	Street Maintenance and Repair Fund	State Highway Fund	Permissive Tax Fund	Permissive Tax II Fund	Police Pension Fund
<b>Revenues</b>					
Property and Other Local Taxes	\$ 0	\$ 0	\$ 0	\$ 0	\$ 23,685
Fines, Licenses and Permits	0	0	0	0	0
Intergovernmental	263,552	21,370	62,304	100,134	5,300
Investment Earnings	228	61	0	0	0
Other	5,590	0	0	0	0
<i>Total Revenues</i>	<u>269,370</u>	<u>21,431</u>	<u>62,304</u>	<u>100,134</u>	<u>28,985</u>
<b>Expenditures</b>					
Current:					
General Government	0	0	0	0	471
Security of Persons and Property	0	0	0	0	28,599
Transportation	271,013	29,556	62,304	57,741	0
<i>Total Expenditures</i>	<u>271,013</u>	<u>29,556</u>	<u>62,304</u>	<u>57,741</u>	<u>29,070</u>
<i>Net Change in Fund Balance</i>	(1,643)	(8,125)	0	42,393	(85)
<i>Fund Balance Beginning of Year</i>	<u>117,409</u>	<u>37,483</u>	<u>0</u>	<u>99,313</u>	<u>46,657</u>
<i>Fund Balance End of Year</i>	<u>\$ 115,766</u>	<u>\$ 29,358</u>	<u>\$ 0</u>	<u>\$ 141,706</u>	<u>\$ 46,572</u>

*(continued)*

**City of Rittman**  
**Wayne County, Ohio**  
*Combining Statement of Revenues, Expenditures and Changes in Fund Balances*  
*Nonmajor Special Revenue Funds*  
*For the Year Ended December 31, 2015*

	Law Enforcement and Education Fund	Law Enforcement Fund	Education and Recreation Assistance Fund	Totals
<b>Revenues</b>				
Property and Other Local Taxes	\$ 0	\$ 0	\$ 0	\$ 23,685
Fines, Licenses and Permits	324	627	0	951
Intergovernmental	0	0	0	452,660
Investment Earnings	0	0	0	289
Other	0	0	0	5,590
<i>Total Revenues</i>	<u>324</u>	<u>627</u>	<u>0</u>	<u>483,175</u>
<b>Expenditures</b>				
Current:				
General Government	0	0	0	471
Security of Persons and Property	0	249	0	28,848
Transportation	0	0	0	420,614
<i>Total Expenditures</i>	<u>0</u>	<u>249</u>	<u>0</u>	<u>449,933</u>
<i>Net Change in Fund Balance</i>	324	378	0	33,242
<i>Fund Balance Beginning of Year</i>	<u>1,898</u>	<u>10,721</u>	<u>5,612</u>	<u>319,093</u>
<i>Fund Balance End of Year</i>	<u>\$ 2,222</u>	<u>\$ 11,099</u>	<u>\$ 5,612</u>	<u>\$ 352,335</u>





**INDIVIDUAL FUND SCHEDULES OF  
REVENUES, EXPENDITURES/EXPENSES  
AND CHANGES IN FUND BALANCE - BUDGET  
(NON-GAAP BASIS) AND ACTUAL**

**City of Rittman**  
**Wayne County, Ohio**  
*Schedule of Revenues, Expenditures and Changes*  
*in Fund Balance - Budget (Non-GAAP Basis) and Actual*  
**General Fund**  
*For the Year Ended December 31, 2015*

	Budgeted Amounts		Actual	Variance with Final Budget
	Original	Final		
<b>Revenues</b>				
Property and Other Local Taxes	\$ 262,000	\$ 262,000	\$ 267,938	\$ 5,938
Income Taxes	798,000	798,000	1,184,065	386,065
Charges for Services	571,200	571,200	527,004	(44,196)
Licenses and Permits	122,710	122,710	116,407	(6,303)
Intergovernmental	343,670	343,670	337,369	(6,301)
Investment Earnings	25,000	25,000	31,923	6,923
Contributions and Donations	300	300	0	(300)
Other	12,850	12,850	17,603	4,753
<i>Total Revenues</i>	<u>2,135,730</u>	<u>2,135,730</u>	<u>2,482,309</u>	<u>346,579</u>
<b>Expenditures</b>				
Current:				
General Government				
Office of City Council				
Personal Services	39,420	40,830	40,362	468
Other than Personal Services	6,000	8,500	8,500	0
Total Office of City Council	<u>45,420</u>	<u>49,330</u>	<u>48,862</u>	<u>468</u>
Department of Mayor and Administration				
Personal Services	170,415	170,415	168,825	1,590
Other than Personal Services	122,940	124,940	119,713	5,227
Total Department of Mayor and Administration	<u>293,355</u>	<u>295,355</u>	<u>288,538</u>	<u>6,817</u>
Department of Finance and Tax				
Personal Services	170,655	181,670	177,876	3,794
Other than Personal Services	6,000	12,000	12,930	(930)
Total Department of Finance and Tax	<u>176,655</u>	<u>193,670</u>	<u>190,806</u>	<u>2,864</u>
Division of Land and Buildings				
Other than Personal Services	3,050	3,050	741	2,309
Department of Law				
Personal Services	37,455	37,455	34,458	2,997
Other than Personal Services	6,000	6,000	5,878	122
Total Department of Law	<u>43,455</u>	<u>43,455</u>	<u>40,336</u>	<u>3,119</u>
Miscellaneous				
Personal Services	7,055	8,720	8,717	3
Other than Personal Services	24,700	24,700	21,664	3,036
Total Miscellaneous	<u>31,755</u>	<u>33,420</u>	<u>30,381</u>	<u>3,039</u>
<i>Total General Government</i>	<u>593,690</u>	<u>618,280</u>	<u>599,664</u>	<u>18,616</u>

*(continued)*

**City of Rittman**  
**Wayne County, Ohio**  
*Schedule of Revenues, Expenditures and Changes*  
*in Fund Balance - Budget (Non-GAAP Basis) and Actual*  
*General Fund*  
*For the Year Ended December 31, 2015*

	Budgeted Amounts		Actual	Variance with Final Budget
	Original	Final		
Security of Persons and Property				
Police Department				
Personal Services	910,450	927,450	923,472	3,978
Other than Personal Services	120,200	120,200	112,841	7,359
Total Police Department	<u>1,030,650</u>	<u>1,047,650</u>	<u>1,036,313</u>	<u>11,337</u>
Street Lighting				
Other than Personal Services	29,000	29,000	23,406	5,594
<i>Total Security of Persons and Property</i>	<u>1,059,650</u>	<u>1,076,650</u>	<u>1,059,719</u>	<u>16,931</u>
Public Health				
Cemetery				
Personal Services	62,945	63,285	54,473	8,812
Other than Personal Services	9,435	9,435	7,017	2,418
Total Cemetery	<u>72,380</u>	<u>72,720</u>	<u>61,490</u>	<u>11,230</u>
Board of Health				
Other than Personal Services	23,600	23,600	22,856	744
Pest and Animal Control				
Personal Services	2,465	2,465	1,288	1,177
Other than Personal Services	7,100	9,360	8,710	650
Total Animal Control	<u>9,565</u>	<u>11,825</u>	<u>9,998</u>	<u>1,827</u>
<i>Total Public Health</i>	<u>105,545</u>	<u>108,145</u>	<u>94,344</u>	<u>13,801</u>
Leisure Time Services				
Parks				
Personal Services	110,470	111,400	103,965	7,435
Other than Personal Services	13,850	13,850	12,046	1,804
Total Parks	<u>124,320</u>	<u>125,250</u>	<u>116,011</u>	<u>9,239</u>
Recreation Center				
Personal Services	200,615	210,666	211,512	(846)
Other than Personal Services	128,800	137,200	134,861	2,339
Total Recreation Center	<u>329,415</u>	<u>347,866</u>	<u>346,373</u>	<u>1,493</u>
<i>Total Leisure Time Services</i>	<u>453,735</u>	<u>473,116</u>	<u>462,384</u>	<u>10,732</u>
Transportation				
Street Maintenance				
Personal Services	69,155	75,130	74,498	632
Other than Personal Services	20,230	20,230	18,864	1,366
Total Street Maintenance	<u>89,385</u>	<u>95,360</u>	<u>93,362</u>	<u>1,998</u>

*(continued)*

**City of Rittman**  
**Wayne County, Ohio**  
*Schedule of Revenues, Expenditures and Changes*  
*in Fund Balance - Budget (Non-GAAP Basis) and Actual*  
*General Fund*  
*For the Year Ended December 31, 2015*

	Budgeted Amounts		Actual	Variance with Final Budget
	Original	Final		
Vehicle Maintenance				
Other than Personal Services	2,100	2,100	1,421	679
<i>Total Transportation</i>	<u>91,485</u>	<u>97,460</u>	<u>94,783</u>	<u>2,677</u>
Debt Service:				
Principal Retirement	7,000	7,000	7,000	0
<i>Total Expenditures</i>	<u>2,311,105</u>	<u>2,380,651</u>	<u>2,317,894</u>	<u>62,757</u>
<i>Excess of Revenues Over (Under) Expenditures</i>	<u>(175,375)</u>	<u>(244,921)</u>	<u>164,415</u>	<u>409,336</u>
<b>Other Financing Sources (Uses)</b>				
Proceeds from Sale of Assets	480	480	1,221	741
Transfers Out	(59,000)	(59,000)	(59,000)	0
<i>Total Other Financing Sources (Uses)</i>	<u>(58,520)</u>	<u>(58,520)</u>	<u>(57,779)</u>	<u>741</u>
<i>Net Change in Fund Balance</i>	<u>(233,895)</u>	<u>(303,441)</u>	<u>106,636</u>	<u>410,077</u>
<i>Fund Balance (Deficit) Beginning of Year</i>	381,533	381,533	381,533	0
Prior Year Encumbrances Appropriated	<u>6,564</u>	<u>6,564</u>	<u>6,564</u>	<u>0</u>
<i>Fund Balance (Deficit) End of Year</i>	<u>\$ 154,202</u>	<u>\$ 84,656</u>	<u>\$ 494,733</u>	<u>\$ 410,077</u>

**City of Rittman**  
**Wayne County, Ohio**  
*Schedule of Revenues, Expenditures and Changes*  
*in Fund Balance - Budget (Non-GAAP Basis) and Actual*  
*Emergency Medical Service Fund*  
*For the Year Ended December 31, 2015*

	Budgeted Amounts		Actual	Variance with Final Budget
	Original	Final		
<b>Revenues</b>				
Property and Other Local Taxes	\$ 158,000	\$ 158,000	\$ 164,366	\$ 6,366
Charges for Services	199,230	199,230	200,198	968
Intergovernmental	30,000	44,286	52,944	8,658
Contributions and Donations	1,000	1,000	0	(1,000)
Other	4,000	4,000	12,527	8,527
<i>Total Revenues</i>	<u>392,230</u>	<u>406,516</u>	<u>430,035</u>	<u>23,519</u>
<b>Expenditures</b>				
Current:				
General Government				
Division of Emergency Services				
Other than Personal Services	3,650	3,650	3,263	387
Security of Persons and Property				
Personal Services	291,485	298,295	293,586	4,709
Other than Personal Services	86,550	85,780	86,575	(795)
Capital Outlay	68,513	375,156	375,299	(143)
<i>Total Security of Persons and Property</i>	<u>446,548</u>	<u>759,231</u>	<u>755,460</u>	<u>3,771</u>
Debt Service				
Principal Retirement	0	18,030	18,030	0
Interest and Fiscal Charges	0	1,141	1,141	0
Total Debt Service	<u>0</u>	<u>19,171</u>	<u>19,171</u>	<u>0</u>
<i>Total Expenditures</i>	<u>450,198</u>	<u>782,052</u>	<u>777,894</u>	<u>4,158</u>
<i>Excess of Revenues Over (Under) Expenditures</i>	<u>(57,968)</u>	<u>(375,536)</u>	<u>(347,859)</u>	<u>27,677</u>
<b>Other Financing Sources (Uses)</b>				
Issuance of Notes	0	111,000	111,000	0
Proceeds from Sale of Assets	0	0	26,602	26,602
<i>Total Other Financing Sources (Uses)</i>	<u>0</u>	<u>111,000</u>	<u>137,602</u>	<u>26,602</u>
<i>Net Change in Fund Balance</i>	(57,968)	(264,536)	(210,257)	54,279
<i>Fund Balance (Deficit) Beginning of Year</i>	451,345	451,345	451,345	0
Prior Year Encumbrances Appropriated	4,810	4,810	4,810	0
<i>Fund Balance (Deficit) End of Year</i>	<u>\$ 398,187</u>	<u>\$ 191,619</u>	<u>\$ 245,898</u>	<u>\$ 54,279</u>

**City of Rittman**  
**Wayne County, Ohio**  
*Schedule of Revenues, Expenditures and Changes*  
*in Fund Balance - Budget (Non-GAAP Basis) and Actual*  
*Fire Department Levy Fund*  
*For the Year Ended December 31, 2015*

	Budgeted Amounts		Actual	Variance with Final Budget
	Original	Final		
<b>Revenues</b>				
Property and Other Local Taxes	\$ 77,000	\$ 77,000	\$ 78,954	\$ 1,954
Intergovernmental	13,300	13,300	16,939	3,639
Other	0	0	185	185
<i>Total Revenues</i>	<u>90,300</u>	<u>90,300</u>	<u>96,078</u>	<u>5,778</u>
<b>Expenditures</b>				
Current:				
General Government				
Division of Emergency Services				
Other than Personal Services	1,800	1,800	1,569	231
Security of Persons and Property				
Personal Services	78,430	85,590	87,780	(2,190)
Other than Personal Services	31,840	31,260	29,907	1,353
<i>Total Security of Persons and Property</i>	<u>110,270</u>	<u>116,850</u>	<u>117,687</u>	<u>(837)</u>
Debt Service:				
Principal Retirement	35,630	36,209	36,209	0
Interest and Fiscal Charges	3,370	3,370	3,370	0
Total Debt Service	<u>39,000</u>	<u>39,579</u>	<u>39,579</u>	<u>0</u>
<i>Total Expenditures</i>	<u>151,070</u>	<u>158,229</u>	<u>158,835</u>	<u>(606)</u>
<i>Excess of Revenues Over (Under) Expenditures</i>	<u>(60,770)</u>	<u>(67,929)</u>	<u>(62,757)</u>	<u>5,172</u>
<b>Other Financing Sources (Uses)</b>				
Transfers In	59,000	59,000	59,000	0
<i>Net Change in Fund Balance</i>	(1,770)	(8,929)	(3,757)	5,172
<i>Fund Balance (Deficit) Beginning of Year</i>	16,478	16,478	16,478	0
Prior Year Encumbrances Appropriated	2,951	2,951	2,951	0
<i>Fund Balance (Deficit) End of Year</i>	<u>\$ 17,659</u>	<u>\$ 10,500</u>	<u>\$ 15,672</u>	<u>\$ 5,172</u>

**City of Rittman**  
**Wayne County, Ohio**  
*Schedule of Revenues, Expenditures and Changes*  
*in Fund Balance - Budget (Non-GAAP Basis) and Actual*  
*Capital Improvements Fund*  
*For the Year Ended December 31, 2015*

	Budgeted Amounts		Actual	Variance with Final Budget
	Original	Final		
<b>Revenues</b>				
Income Taxes	\$ 399,000	\$ 399,000	\$ 427,621	\$ 28,621
Special Assessments	3,335	3,335	67,971	64,636
Intergovernmental	0	91,640	91,640	0
Interest	504	504	504	0
Other	0	0	19	19
<i>Total Revenues</i>	<u>402,839</u>	<u>494,479</u>	<u>587,755</u>	<u>93,276</u>
<b>Expenditures</b>				
Capital Outlay:				
General Government	38,800	57,200	55,653	1,547
Security of Persons and Property	13,133	20,973	21,638	(665)
Leisure Time Services	36,288	44,338	44,289	49
Transportation	293,500	432,254	278,599	153,655
<i>Total Expenditures</i>	<u>381,721</u>	<u>554,765</u>	<u>400,179</u>	<u>154,586</u>
<i>Excess of Revenues Over (Under) Expenditures</i>	<u>21,118</u>	<u>(60,286)</u>	<u>187,576</u>	<u>247,862</u>
<b>Other Financing Sources (Uses)</b>				
Issuance of Loans	0	85,000	85,000	0
Transfers Out	(123,165)	(123,165)	(123,165)	0
<i>Total Other Financing Sources (Uses)</i>	<u>(123,165)</u>	<u>(38,165)</u>	<u>(38,165)</u>	<u>0</u>
<i>Net Change in Fund Balance</i>	(102,047)	(98,451)	149,411	247,862
<i>Fund Balance (Deficit) Beginning of Year, Restated</i>	361,593	361,593	361,593	0
Prior Year Encumbrances Appropriated	7,294	7,294	7,294	0
<i>Fund Balance (Deficit) End of Year</i>	<u>\$ 266,840</u>	<u>\$ 270,436</u>	<u>\$ 518,298</u>	<u>\$ 247,862</u>

**City of Rittman**  
**Wayne County, Ohio**  
*Schedule of Revenues, Expenditures and Changes*  
*in Fund Balance - Budget (Non-GAAP Basis) and Actual*  
*Street Maintenance and Repair Fund*  
*For the Year Ended December 31, 2015*

	Budgeted Amounts		Actual	Variance with Final Budget
	Original	Final		
<b>Revenues</b>				
Intergovernmental	\$ 261,080	\$ 261,080	\$ 263,485	\$ 2,405
Investment Earnings	130	130	128	(2)
Other	2,580	6,333	5,537	(796)
<i>Total Revenues</i>	<u>263,790</u>	<u>267,543</u>	<u>269,150</u>	<u>1,607</u>
<b>Expenditures</b>				
Current:				
Transportation				
Division of Street Maintenance				
Personal Services	196,070	198,085	186,650	11,435
Other than Personal Services	76,420	97,173	95,426	1,747
<i>Total Expenditures</i>	<u>272,490</u>	<u>295,258</u>	<u>282,076</u>	<u>13,182</u>
<i>Net Change in Fund Balance</i>	(8,700)	(27,715)	(12,926)	14,789
<i>Fund Balance (Deficit) Beginning of Year</i>	82,480	82,480	82,480	0
Prior Year Encumbrances Appropriated	1,714	1,714	1,714	0
<i>Fund Balance (Deficit) End of Year</i>	<u>\$ 75,494</u>	<u>\$ 56,479</u>	<u>\$ 71,268</u>	<u>\$ 14,789</u>



**City of Rittman**  
**Wayne County, Ohio**  
*Schedule of Revenues, Expenditures and Changes*  
*in Fund Balance - Budget (Non-GAAP Basis) and Actual*  
*State Highway Fund*  
*For the Year Ended December 31, 2015*

	Budgeted Amounts		Actual	Variance with Final Budget
	Original	Final		
<b>Revenues</b>				
Intergovernmental	\$ 21,120	\$ 21,120	\$ 21,360	\$ 240
Investment Earnings	110	110	34	(76)
<i>Total Revenues</i>	<u>21,230</u>	<u>21,230</u>	<u>21,394</u>	<u>164</u>
<b>Expenditures</b>				
Current:				
Transportation				
Division of Street Maintenance				
Personal Services	10,050	10,050	9,621	429
Other than Personal Services	19,615	19,615	13,899	5,716
<i>Total Expenditures</i>	<u>29,665</u>	<u>29,665</u>	<u>23,520</u>	<u>6,145</u>
<i>Net Change in Fund Balance</i>	(8,435)	(8,435)	(2,126)	6,309
<i>Fund Balance (Deficit) Beginning of Year</i>	<u>27,688</u>	<u>27,688</u>	<u>27,688</u>	<u>0</u>
<i>Fund Balance (Deficit) End of Year</i>	<u>\$ 19,253</u>	<u>\$ 19,253</u>	<u>\$ 25,562</u>	<u>\$ 6,309</u>

**City of Rittman**  
**Wayne County, Ohio**  
*Schedule of Revenues, Expenditures and Changes*  
*in Fund Balance - Budget (Non-GAAP Basis) and Actual*  
*Permissive Tax Fund*  
*For the Year Ended December 31, 2015*

	Budgeted Amounts		Actual	Variance with Final Budget
	Original	Final		
<b>Revenues</b>				
Intergovernmental	\$ 0	\$ 62,304	\$ 62,304	\$ 0
<i>Total Revenues</i>	<u>0</u>	<u>62,304</u>	<u>62,304</u>	<u>0</u>
<b>Expenditures</b>				
Current:				
Transportation				
Division of Street Maintenance				
Other than Personal Services	0	62,304	62,304	0
<i>Total Expenditures</i>	<u>0</u>	<u>62,304</u>	<u>62,304</u>	<u>0</u>
<i>Net Change in Fund Balance</i>	0	0	0	0
<i>Fund Balance (Deficit) Beginning of Year</i>	<u>0</u>	<u>0</u>	<u>0</u>	<u>0</u>
<i>Fund Balance (Deficit) End of Year</i>	<u>\$ 0</u>	<u>\$ 0</u>	<u>\$ 0</u>	<u>\$ 0</u>

**City of Rittman**  
**Wayne County, Ohio**  
*Schedule of Revenues, Expenditures and Changes*  
*in Fund Balance - Budget (Non-GAAP Basis) and Actual*  
*Permissive Tax II Fund*  
*For the Year Ended December 31, 2015*

	Budgeted Amounts		Actual	Variance with Final Budget
	Original	Final		
<b>Revenues</b>				
Intergovernmental	\$ 46,610	\$ 93,077	\$ 95,817	\$ 2,740
<i>Total Revenues</i>	<u>46,610</u>	<u>93,077</u>	<u>95,817</u>	<u>2,740</u>
<b>Expenditures</b>				
Current:				
Transportation				
Division of Street Maintenance				
Other than Personal Services	46,000	92,467	57,741	34,726
<i>Total Expenditures</i>	<u>46,000</u>	<u>92,467</u>	<u>57,741</u>	<u>34,726</u>
<i>Net Change in Fund Balance</i>	610	610	38,076	37,466
<i>Fund Balance (Deficit) Beginning of Year</i>	<u>99,313</u>	<u>99,313</u>	<u>99,313</u>	<u>0</u>
<i>Fund Balance (Deficit) End of Year</i>	<u>\$ 99,923</u>	<u>\$ 99,923</u>	<u>\$ 137,389</u>	<u>\$ 37,466</u>

**City of Rittman**  
**Wayne County, Ohio**  
*Schedule of Revenues, Expenditures and Changes*  
*in Fund Balance - Budget (Non-GAAP Basis) and Actual*  
*Police Pension Fund*  
*For the Year Ended December 31, 2015*

	Budgeted Amounts		Actual	Variance with Final Budget
	Original	Final		
<b>Revenues</b>				
Property and Other Local Taxes	\$ 22,060	\$ 22,060	\$ 23,685	\$ 1,625
Intergovernmental	5,300	5,300	5,300	0
<i>Total Revenues</i>	<u>27,360</u>	<u>27,360</u>	<u>28,985</u>	<u>1,625</u>
<b>Expenditures</b>				
Current:				
General Government				
Other than Personal Services	400	471	471	0
Security of Persons and Property				
Division of Police				
Personal Services	28,600	28,599	28,599	0
<i>Total Expenditures</i>	<u>29,000</u>	<u>29,070</u>	<u>29,070</u>	<u>0</u>
<i>Net Change in Fund Balance</i>	(1,640)	(1,710)	(85)	1,625
<i>Fund Balance (Deficit) Beginning of Year</i>	<u>46,657</u>	<u>46,657</u>	<u>46,657</u>	<u>0</u>
<i>Fund Balance (Deficit) End of Year</i>	<u>\$ 45,017</u>	<u>\$ 44,947</u>	<u>\$ 46,572</u>	<u>\$ 1,625</u>

**City of Rittman**  
**Wayne County, Ohio**  
*Schedule of Revenues, Expenditures and Changes*  
*in Fund Balance - Budget (Non-GAAP Basis) and Actual*  
*Law Enforcement and Education Fund*  
*For the Year Ended December 31, 2015*

	Budgeted Amounts		Actual	Variance with Final Budget
	Original	Final		
<b>Revenues</b>				
Fines, Licenses and Permits	\$ 400	\$ 400	\$ 324	\$ (76)
<i>Total Revenues</i>	400	400	324	(76)
<b>Expenditures</b>				
Current:				
Security of Persons and Property				
Division of Police				
Personal Services	920	920	0	920
<i>Total Expenditures</i>	920	920	0	920
<i>Net Change in Fund Balance</i>	(520)	(520)	324	844
<i>Fund Balance (Deficit) Beginning of Year</i>	1,898	1,898	1,898	0
<i>Fund Balance (Deficit) End of Year</i>	<u>\$ 1,378</u>	<u>\$ 1,378</u>	<u>\$ 2,222</u>	<u>\$ 844</u>

**City of Rittman**  
**Wayne County, Ohio**  
*Schedule of Revenues, Expenditures and Changes*  
*in Fund Balance - Budget (Non-GAAP Basis) and Actual*  
*Law Enforcement Fund*  
*For the Year Ended December 31, 2015*

	Budgeted Amounts		Actual	Variance with Final Budget
	Original	Final		
<b>Revenues</b>				
Fines, Licenses and Permits	\$ 920	\$ 920	\$ 627	\$ (293)
<i>Total Revenues</i>	920	920	627	(293)
<b>Expenditures</b>				
Current:				
Security of Persons and Property				
Division of Police				
Personal Services	0	0	249	(249)
<i>Total Expenditures</i>	0	0	249	(249)
<i>Net Change in Fund Balance</i>	920	920	378	(542)
<i>Fund Balance (Deficit) Beginning of Year</i>	10,721	10,721	10,721	0
<i>Fund Balance (Deficit) End of Year</i>	\$ 11,641	\$ 11,641	\$ 11,099	\$ (542)

**City of Rittman**  
**Wayne County, Ohio**  
*Schedule of Revenues, Expenditures and Changes*  
*in Fund Balance - Budget (Non-GAAP Basis) and Actual*  
*Education and Recreation Assistance Fund*  
*For the Year Ended December 31, 2015*

	Budgeted Amounts		Actual	Variance with Final Budget
	Original	Final		
<b>Revenues</b>	\$ 0	\$ 0	\$ 0	\$ 0
<b>Expenditures</b>	0	0	0	0
<i>Net Change in Fund Balance</i>	0	0	0	0
<i>Fund Balance (Deficit) Beginning of Year</i>	5,612	5,612	5,612	0
<i>Fund Balance (Deficit) End of Year</i>	<u>\$ 5,612</u>	<u>\$ 5,612</u>	<u>\$ 5,612</u>	<u>\$ 0</u>

**City of Rittman**  
**Wayne County, Ohio**  
*Schedule of Revenues, Expenditures and Changes*  
*in Fund Balance - Budget (Non-GAAP Basis) and Actual*  
*Debt Retirement Fund*  
*For the Year Ended December 31, 2015*

	Budgeted Amounts		Actual	Variance with Final Budget
	Original	Final		
<b>Revenues</b>				
Special Assessments	\$ 19,940	\$ 19,940	\$ 0	\$ (19,940)
<i>Total Revenues</i>	<u>19,940</u>	<u>19,940</u>	<u>0</u>	<u>(19,940)</u>
<b>Expenditures</b>				
Debt Service:				
Principal Retirement	105,161	110,161	110,161	0
Interest and Fiscal Charges	28,583	23,582	17,868	5,714
<i>Total Expenditures</i>	<u>133,744</u>	<u>133,743</u>	<u>128,029</u>	<u>5,714</u>
<i>Excess of Revenues Over (Under) Expenditures</i>	<u>(113,804)</u>	<u>(113,803)</u>	<u>(128,029)</u>	<u>(14,226)</u>
<b>Other Financing Sources (Uses)</b>				
Transfers In	123,165	123,165	123,165	0
<i>Net Change in Fund Balance</i>	9,361	9,362	(4,864)	(14,226)
<i>Fund Balance (Deficit) Beginning of Year</i>	<u>17,424</u>	<u>17,424</u>	<u>17,424</u>	<u>0</u>
<i>Fund Balance (Deficit) End of Year</i>	<u>\$ 26,785</u>	<u>\$ 26,786</u>	<u>\$ 12,560</u>	<u>\$ (14,226)</u>



**City of Rittman**  
**Wayne County, Ohio**  
*Schedule of Revenues, Expenditures and Changes*  
*in Fund Balance - Budget (Non-GAAP Basis) and Actual*  
*Cemetery Endowment Fund*  
*For the Year Ended December 31, 2015*

	Budgeted Amounts		Actual	Variance with Final Budget
	Original	Final		
<b>Revenues</b>				
Charges for Services	\$ 5,630	\$ 5,630	\$ 5,275	\$ (355)
<i>Total Revenues</i>	<u>5,630</u>	<u>5,630</u>	<u>5,275</u>	<u>(355)</u>
<b>Expenditures</b>				
Current:				
Public Health				
Public Health Services				
Capital Outlay	5,000	26,300	25,003	1,297
<i>Total Expenditures</i>	<u>5,000</u>	<u>26,300</u>	<u>25,003</u>	<u>1,297</u>
<i>Net Change in Fund Balance</i>	630	(20,670)	(19,728)	942
<i>Fund Balance (Deficit) Beginning of Year</i>	<u>66,516</u>	<u>66,516</u>	<u>66,516</u>	<u>0</u>
<i>Fund Balance (Deficit) End of Year</i>	<u>\$ 67,146</u>	<u>\$ 45,846</u>	<u>\$ 46,788</u>	<u>\$ 942</u>

**City of Rittman**  
**Wayne County, Ohio**  
*Schedule of Revenues, Expenses and Changes*  
*in Net Position - Budget (Non-GAAP Basis) and Actual*  
*Water Fund*  
*For the Year Ended December 31, 2015*

	Budgeted Amounts		Actual	Variance with Final Budget
	Original	Final		
<b>Revenues</b>				
Charges for Services	\$ 540,720	\$ 540,720	\$ 526,738	\$ (13,982)
Other	3,870	5,305	6,891	1,586
<i>Total Revenues</i>	<u>544,590</u>	<u>546,025</u>	<u>533,629</u>	<u>(12,396)</u>
<b>Expenses</b>				
Current:				
Basic Utility Service				
Office of Superintendent				
Personal Services	126,415	142,822	142,829	(7)
Other than Personal Services	286,050	293,542	234,256	59,286
Capital Outlay	2,000	1,100	10	1,090
Total Office of Superintendent	<u>414,465</u>	<u>437,464</u>	<u>377,095</u>	<u>60,369</u>
Division of Water Treatment				
Personal Services	86,995	91,425	92,086	(661)
Other than Personal Services	50,650	81,085	55,347	25,738
Capital Outlay	0	0	17,805	(17,805)
Total Division of Water Treatment	<u>137,645</u>	<u>172,510</u>	<u>165,238</u>	<u>7,272</u>
Division of Water Distribution				
Personal Services	112,395	111,187	112,876	(1,689)
Other than Personal Services	27,150	27,150	22,936	4,214
Capital Outlay	227,750	548,596	364,346	184,250
Total Division of Water Distribution	<u>367,295</u>	<u>686,933</u>	<u>500,158</u>	<u>186,775</u>
Total Basic Utility Services	<u>919,405</u>	<u>1,296,907</u>	<u>1,042,491</u>	<u>254,416</u>
Debt Service:				
Principal Retirement	91,991	101,991	101,991	0
Interest and Fiscal Charges	40,013	30,012	21,150	8,862
Total Debt Service	<u>132,004</u>	<u>132,003</u>	<u>123,141</u>	<u>8,862</u>
<i>Total Expenses</i>	<u>1,051,409</u>	<u>1,428,910</u>	<u>1,165,632</u>	<u>263,278</u>
<i>Excess of Revenues Over (Under) Expenses</i>	<u>(506,819)</u>	<u>(882,885)</u>	<u>(632,003)</u>	<u>250,882</u> <i>(continued)</i>

**City of Rittman**  
**Wayne County, Ohio**  
*Schedule of Revenues, Expenses and Changes*  
*in Net Position - Budget (Non-GAAP Basis) and Actual*  
*Water Fund*  
*For the Year Ended December 31, 2015*

	Budgeted Amounts		Actual	Variance with Final Budget
	Original	Final		
<b>Other Financing Sources (Uses)</b>				
Income Tax	399,000	399,000	98,797	(300,203)
Intergovernmental	0	0	78	78
Issuance of OPWC Loan	0	165,000	165,000	0
Capital Contributions	0	126,300	165,000	38,700
<i>Total Other Financing Sources (Uses)</i>	<u>399,000</u>	<u>690,300</u>	<u>428,875</u>	<u>(261,425)</u>
<i>Net Change in Net Position</i>	(107,819)	(192,585)	(203,128)	(10,543)
<i>Net Position (Deficit) Beginning of Year</i>	491,554	491,554	491,554	0
Prior Year Encumbrances Appropriated	<u>23,982</u>	<u>23,982</u>	<u>23,982</u>	<u>0</u>
<i>Net Position (Deficit) End of Year</i>	<u>\$ 407,717</u>	<u>\$ 322,951</u>	<u>\$ 312,408</u>	<u>\$ (10,543)</u>

**City of Rittman**  
**Wayne County, Ohio**  
*Schedule of Revenues, Expenses and Changes*  
*in Net Position - Budget (Non-GAAP Basis) and Actual*  
*Sewer Fund*  
*For the Year Ended December 31, 2015*

	Budgeted Amounts		Actual	Variance with Final Budget
	Original	Final		
<b>Revenues</b>				
Charges for Services	\$ 1,293,050	\$ 1,293,050	\$ 1,292,919	\$ (131)
Other	3,720	3,720	4,727	1,007
<i>Total Revenues</i>	<u>1,296,770</u>	<u>1,296,770</u>	<u>1,297,646</u>	<u>876</u>
<b>Expenses</b>				
Current:				
Basic Utility Service				
Office of Superintendent				
Personal Services	117,720	135,340	134,745	595
Other than Personal Services	309,635	332,017	323,019	8,998
Capital Outlay	0	0	3,180	(3,180)
Total Office of Superintendent	<u>427,355</u>	<u>467,357</u>	<u>460,944</u>	<u>6,413</u>
Division of Sewer Maintenance				
Personal Services	108,700	112,565	108,619	3,946
Other than Personal Services	12,870	15,070	7,033	8,037
Capital Outlay	0	9,752	384,453	(374,701)
Total Department of Sewer Maintenance	<u>121,570</u>	<u>137,387</u>	<u>500,105</u>	<u>(362,718)</u>
Division of Wastewater Treatment				
Personal Services	152,305	154,868	155,475	(607)
Other than Personal Services	84,800	84,800	61,896	22,904
Capital Outlay	0	16,973	19,415	(2,442)
Total Division of Wastewater Treatment	<u>237,105</u>	<u>256,641</u>	<u>236,786</u>	<u>19,855</u>
Total Basic Utility Services	<u>786,030</u>	<u>861,385</u>	<u>1,197,835</u>	<u>(336,450)</u>
Debt Service:				
Principal Retirement	42,000	42,000	42,000	0
Interest and Fiscal Charges	43,566	43,566	43,566	0
Total Debt Service	<u>85,566</u>	<u>85,566</u>	<u>85,566</u>	<u>0</u>
<i>Total Expenses</i>	<u>871,596</u>	<u>946,951</u>	<u>1,283,401</u>	<u>(336,450)</u>
<i>Net Change in Net Position</i>	425,174	349,819	14,245	(335,574)
<i>Net Position (Deficit) Beginning of Year</i>	803,168	803,168	803,168	0
Prior Year Encumbrances Appropriated	<u>388,130</u>	<u>388,130</u>	<u>388,130</u>	<u>0</u>
<i>Net Position (Deficit) End of Year</i>	<u>\$ 1,616,472</u>	<u>\$ 1,541,117</u>	<u>\$ 1,205,543</u>	<u>\$ (335,574)</u>

**City of Rittman**  
**Wayne County, Ohio**  
*Schedule of Revenues, Expenses and Changes*  
*in Net Position - Budget (Non-GAAP Basis) and Actual*  
*Solid Waste Fund*  
*For the Year Ended December 31, 2015*

	Budgeted Amounts		Actual	Variance with Final Budget
	Original	Final		
<b>Revenues</b>				
Charges for Services	\$ 434,000	\$ 434,000	\$ 459,981	\$ 25,981
Other	0	0	11	11
<i>Total Revenues</i>	<u>434,000</u>	<u>434,000</u>	<u>459,992</u>	<u>25,992</u>
<b>Expenses</b>				
Current:				
Basic Utility Service				
Division of Solid Waste				
Personal Services	25,155	27,855	26,958	897
Other than Personal Services	369,150	426,310	415,482	10,828
<i>Total Expenses</i>	<u>394,305</u>	<u>454,165</u>	<u>442,440</u>	<u>11,725</u>
<i>Excess of Revenues Over (Under) Expenses</i>	<u>39,695</u>	<u>(20,165)</u>	<u>17,552</u>	<u>37,717</u>
<b>Other Financing Sources (Uses)</b>				
Intergovernmental	0	0	26,167	26,167
<i>Net Change in Net Position</i>	39,695	(20,165)	43,719	63,884
<i>Net Position (Deficit) Beginning of Year</i>	223,849	223,849	223,849	0
Prior Year Encumbrances Appropriated	1,000	1,000	1,000	0
<i>Net Position (Deficit) End of Year</i>	<u>\$ 264,544</u>	<u>\$ 204,684</u>	<u>\$ 268,568</u>	<u>\$ 63,884</u>

**City of Rittman**  
**Wayne County, Ohio**  
*Combining Statements – Agency Funds*

---

***Fiduciary Funds***

Fiduciary fund reporting focuses on net position and changes in net position. The fiduciary fund category is split into four classifications: pension trust funds, investment trust funds, private purpose trust funds and agency funds. Trust funds are used to account for assets held by the City under a trust agreement for individuals, private organizations, or other governments and are therefore not available to support the City's own programs. Agency funds are purely custodial (assets equals liabilities) and thus do not involve measurement of results of operations.

***Agency Funds***

***Unclaimed Funds***

To account for stale dated checks issued by the City for various expenses. These dollars are held in this fund until a legal claim is made.

***Returnable Bonds***

To hold deposits for various aspects of construction such as inspections, street openings, grade settings, and building deposits and to hold as agent monies received for insurance which are to be remitted as required.

**City of Rittman**  
**Wayne County, Ohio**  
*Combining Statement of Fiduciary Assets and Liabilities*  
*Agency Funds*  
*December 31, 2015*

---



---

	Unclaimed Funds	Returnable Bonds Fund	Total Agency Funds
<b>Assets</b>			
Equity in Pooled Cash and Investments	\$ 0	\$ 5,675	\$ 5,675
<i>Total Assets</i>	<u>\$ 0</u>	<u>\$ 5,675</u>	<u>\$ 5,675</u>
<b>Liabilities</b>			
Undistributed Monies	\$ 0	\$ 5,675	\$ 5,675
<i>Total Liabilities</i>	<u>\$ 0</u>	<u>\$ 5,675</u>	<u>\$ 5,675</u>

**City of Rittman**  
**Wayne County, Ohio**  
*Combining Statement of Changes in Fiduciary Assets and Liabilities*  
*Agency Funds*  
*For the Year Ended December 31, 2015*

	Beginning Balance 12/31/2014	Additions	Reductions	Ending Balance 12/31/2015
<b>Unclaimed Funds</b>				
<b>Assets</b>				
Equity in Pooled Cash and Investments	\$ 1,137	\$ 0	\$ 1,137	\$ 0
<i>Total Assets</i>	<u>\$ 1,137</u>	<u>\$ 0</u>	<u>\$ 1,137</u>	<u>\$ 0</u>
<b>Liabilities</b>				
Undistributed Monies	\$ 1,137	\$ 0	\$ 1,137	\$ 0
<i>Total Liabilities</i>	<u>\$ 1,137</u>	<u>\$ 0</u>	<u>\$ 1,137</u>	<u>\$ 0</u>
<b>Returnable Bonds</b>				
<b>Assets</b>				
Equity in Pooled Cash and Investments	\$ 5,050	\$ 1,025	\$ 400	\$ 5,675
<i>Total Assets</i>	<u>\$ 5,050</u>	<u>\$ 1,025</u>	<u>\$ 400</u>	<u>\$ 5,675</u>
<b>Liabilities</b>				
Undistributed Monies	\$ 5,050	\$ 1,025	\$ 400	\$ 5,675
<i>Total Liabilities</i>	<u>\$ 5,050</u>	<u>\$ 1,025</u>	<u>\$ 400</u>	<u>\$ 5,675</u>
<b>Total Agency Funds</b>				
<b>Assets</b>				
Equity in Pooled Cash and Investments	\$ 6,187	\$ 1,025	\$ 1,537	\$ 5,675
<i>Total Assets</i>	<u>\$ 6,187</u>	<u>\$ 1,025</u>	<u>\$ 1,537</u>	<u>\$ 5,675</u>
<b>Liabilities</b>				
Undistributed Monies	\$ 6,187	\$ 1,025	\$ 1,537	\$ 5,675
<i>Total Liabilities</i>	<u>\$ 6,187</u>	<u>\$ 1,025</u>	<u>\$ 1,537</u>	<u>\$ 5,675</u>



# **STATISTICAL SECTION**



## Statistical Section

This part of the City of Rittman, Wayne County's comprehensive annual financial report presents detailed information as a context for understanding what the information in the financial statements, note disclosures, and required supplementary information says about the City's overall financial health.

<u>Contents</u>	<u>Page(s)</u>
<b>Financial Trends</b>	
These schedules contain trend information to help the reader understand how the City's financial performance and well-being have changed over time.	S-2 - S-11
<b>Revenue Capacity</b>	
These schedules contain information to help the reader assess the City's most significant local revenue source, the property tax, and the municipal income tax.	S-12 - S-15
<b>Debt Capacity</b>	
These schedules present information to help the reader assess the affordability of the City's current levels of outstanding debt and the City's ability to issue additional debt in the future.	S-16 - S-22
<b>Economic and Demographic Information</b>	
These schedules offer economic and demographic indicators to help the reader understand how the information in the City's financial report relates to the services the City provides and the activities it performs.	S-23 - S-24
<b>Operating Information</b>	
These schedules contain service and infrastructure data to help the reader understand how the information in the City's financial report relates to the service the City provides and the activities it performs.	S-25 - S-30

**Sources:** Unless otherwise noted, the information in these schedules is derived from the comprehensive annual financial reports for the relevant year.

**NOTE:**

With the implementation of GASB No. 54 for 2010, there have been minor reclassifications of funds (example special revenue funds consolidated with the general fund for GAAP purposes). Prior year amounts have not been adjusted to reflect this change.

In 2013, the City established the solid waste fund in the business-type activities. The activity was previously recorded in governmental activities and prior year amounts have not been adjusted to reflect the change.

With the implementation of GASB 68 in 2015, the calculation of pension expense has changed; however, government-wide expenses for 2014 and prior years were not restated to reflect this change.

**City of Rittman**  
**Wayne County, Ohio**  
*Net Position By Component (\$000 omitted)*  
*Last Ten Years*  
*(Accrual Basis of Accounting)*

	2015	Restated 2014	2013	2012	2011
<b>Governmental Activities</b>					
Net Investment in Capital Assets	\$ 5,276	\$ 5,068	\$ 5,062	\$ 5,054	\$ 4,631
Restricted	1,739	1,806	1,699	1,575	1,670
Unrestricted	(887)	(1,253)	894	1,059	973
<i>Total Governmental Activities Net Position</i>	<u>\$ 6,128</u>	<u>\$ 5,621</u>	<u>\$ 7,655</u>	<u>\$ 7,688</u>	<u>\$ 7,274</u>
<b>Business Type - Activities</b>					
Net Investment in Capital Assets	\$ 10,328	\$ 10,084	\$ 9,963	\$ 9,838	\$ 9,020
Unrestricted	1,460	1,590	1,851	1,691	1,990
<i>Total Business-Type Activities Net Position</i>	<u>\$ 11,788</u>	<u>\$ 11,674</u>	<u>\$ 11,814</u>	<u>\$ 11,529</u>	<u>\$ 11,010</u>
<b>Primary Government</b>					
Net Investment in Capital Assets	\$ 15,604	\$ 15,152	\$ 15,025	\$ 14,892	\$ 13,651
Restricted	1,739	1,806	1,699	1,575	1,670
Unrestricted	573	337	2,745	2,750	2,963
<i>Total Primary Government Net Position</i>	<u>\$ 17,916</u>	<u>\$ 17,295</u>	<u>\$ 19,469</u>	<u>\$ 19,217</u>	<u>\$ 18,284</u>

2010	2009	2008	2007	2006
\$ 4,861	\$ 5,059	\$ 5,216	\$ 5,079	\$ 5,123
1,265	1,140	968	948	1,090
1,192	1,195	1,045	994	1,288
<u>\$ 7,318</u>	<u>\$ 7,394</u>	<u>\$ 7,229</u>	<u>\$ 7,021</u>	<u>\$ 7,501</u>
\$ 8,910	\$ 8,841	\$ 8,575	\$ 8,557	\$ 8,199
1,754	1,808	1,664	1,618	1,728
<u>\$ 10,664</u>	<u>\$ 10,649</u>	<u>\$ 10,239</u>	<u>\$ 10,175</u>	<u>\$ 9,927</u>
\$ 13,771	\$ 13,900	\$ 13,791	\$ 13,636	\$ 13,322
1,265	1,140	968	948	1,090
2,946	3,003	2,709	2,612	3,016
<u>\$ 17,982</u>	<u>\$ 18,043</u>	<u>\$ 17,468</u>	<u>\$ 17,196</u>	<u>\$ 17,428</u>

**City of Rittman**  
**Wayne County, Ohio**  
*Changes in Net Position (\$000 Omitted)*  
*Last Ten Years*  
*(Accrual Basis of Accounting)*

	2015	2014	2013	2012
<b>Program Revenues</b>				
Governmental Activities:				
Charges for Services:				
General Government	\$ 317	\$ 360	\$ 362	\$ 370
Security of Persons and Property	262	237	245	187
Public Health	36	35	36	37
Leisure Time Services	159	159	181	208
Basic Utility Service	0	0	0	183
Transportation	0	0	0	0
Charges for Services	<u>774</u>	<u>791</u>	<u>824</u>	<u>985</u>
Operating Grants and Contributions	407	427	461	421
Capital Grants and Contributions	155	246	28	432
<i>Total Governmental Activities Program Revenues</i>	<u>1,336</u>	<u>1,464</u>	<u>1,313</u>	<u>1,838</u>
Business-Type Activities:				
Charges for Services:				
Water	541	519	538	561
Sewer	1,312	1,260	1,252	1,336
Solid Waste	470	439	454	271
Charges for Services	<u>2,323</u>	<u>2,218</u>	<u>2,244</u>	<u>2,168</u>
Operating Grants and Contributions	25	13	28	102
Capital Grants and Contributions	165	126	0	0
<i>Total Business-Type Activities Program Revenues</i>	<u>2,513</u>	<u>2,357</u>	<u>2,272</u>	<u>2,270</u>
<i>Total Primary Government Program Revenues</i>	<u>3,849</u>	<u>3,821</u>	<u>3,585</u>	<u>4,108</u>
<b>Expenses</b>				
Governmental Activities:				
General Government	627	679	608	597
Security of Persons and Property	1,692	1,725	1,728	1,613
Public Health	97	82	113	104
Leisure Time Services	582	591	524	495
Basic Utility Service	0	0	1	143
Transportation	649	714	481	658
Interest and Fiscal Charges	22	39	36	41
Bond Issuance Costs	0	8	0	0
<i>Total Governmental Activities Expenses</i>	<u>3,669</u>	<u>3,838</u>	<u>3,491</u>	<u>3,651</u>
Business-Type Activities				
Water	891	1,004	948	873
Sewer	1,105	1,083	1,043	1,100
Solid Waste	422	359	378	235
<i>Total Business-Type Activities Expenses</i>	<u>2,418</u>	<u>2,446</u>	<u>2,369</u>	<u>2,208</u>
<i>Total Primary Government Program Expenses</i>	<u>6,087</u>	<u>6,284</u>	<u>5,860</u>	<u>5,859</u>

2011	2010	2009	2008	2007	2006
\$ 310	\$ 287	\$ 290	\$ 258	\$ 248	\$ 286
236	220	240	272	230	183
41	33	14	35	22	21
235	228	263	262	199	232
460	439	456	382	375	374
0	8	2	5	0	41
1,282	1,215	1,265	1,214	1,074	1,137
419	504	662	572	635	416
41	104	206	74	1	16
1,742	1,823	2,133	1,860	1,710	1,569
514	362	401	441	390	384
1,292	1,279	1,294	1,220	1,200	1,166
0	0	0	0	0	0
1,806	1,641	1,695	1,661	1,590	1,550
159	18	110	0	0	0
0	0	0	0	0	0
1,965	1,659	1,805	1,661	1,590	1,550
3,707	3,482	3,938	3,521	3,300	3,119
662	664	747	665	653	622
1,692	1,666	1,639	1,812	1,750	1,634
97	116	134	97	97	93
497	511	608	650	982	548
412	459	385	384	364	351
609	783	878	823	812	675
48	52	50	69	73	66
0	0	0	0	0	0
4,017	4,251	4,441	4,500	4,731	3,989
791	967	797	905	726	785
1,063	1,046	1,023	995	952	974
0	0	0	0	0	0
1,854	2,013	1,820	1,900	1,678	1,759
5,871	6,264	6,261	6,400	6,409	5,748

(continued)

**City of Rittman**  
**Wayne County, Ohio**  
*Changes in Net Position (\$000 Omitted)*  
*Last Ten Years*  
*(Accrual Basis of Accounting)*

	2015	2014	2013	2012
<b>Net (Expense)/Revenue</b>				
Governmental Activities	(2,333)	(2,374)	(2,178)	(1,813)
Business-Type Activities	95	(89)	(97)	62
<i>Total Primary Government Net Expense</i>	<u>(2,238)</u>	<u>(2,463)</u>	<u>(2,275)</u>	<u>(1,751)</u>
<b>General Revenues and Other Changes in Net Position</b>				
Governmental Activities				
Taxes:				
Property and Other Local Taxes Levied For:				
General Purposes	347	285	380	369
Police, Fire and Emergency Services	273	207	297	272
Income Taxes Levied for:				
General Purposes	1,357	873	801	810
Capital Outlay	454	403	401	405
Grants and Entitlements not Restricted to				
Specific Programs	337	321	353	374
Investment Income	37	29	14	29
Gain (Loss) on Sale of Capital Assets	0	0	0	5
Miscellaneous	35	56	19	11
Transfers	0	0	0	(35)
<i>Total Governmental Activities</i>	<u>2,840</u>	<u>2,174</u>	<u>2,265</u>	<u>2,240</u>
Business-Type Activities				
Income Taxes levied for:				
Water Utility Services	6	336	401	405
Gain (Loss) on Sale of Capital Assets	0	0	0	20
Miscellaneous	12	20	11	19
Transfers	0	0	0	35
<i>Total Business-Type Activities</i>	<u>18</u>	<u>356</u>	<u>412</u>	<u>479</u>
<i>Total Primary Government General Revenues and Other Changes in Net Position</i>	<u>2,858</u>	<u>2,530</u>	<u>2,677</u>	<u>2,719</u>
<b>Change in Net Position</b>				
Governmental Activities	507	(200)	87	427
Business-Type Activities	113	267	315	541
<i>Total Primary Government Change in Net Position</i>	<u>\$ 620</u>	<u>\$ 67</u>	<u>\$ 402</u>	<u>\$ 968</u>



2011	2010	2009	2008	2007	2006
(2,275)	(2,428)	(2,308)	(2,640)	(3,021)	(2,420)
111	(354)	(15)	(239)	(88)	(209)
(2,164)	(2,782)	(2,323)	(2,879)	(3,109)	(2,629)
366	345	380	324	359	304
266	238	267	319	333	329
664	723	783	601	671	745
332	361	392	299	335	373
525	609	567	479	555	506
31	46	57	121	193	147
0	0	0	0	0	0
47	31	26	704	95	91
0	0	0	0	0	0
2,231	2,353	2,472	2,847	2,541	2,495
332	361	392	302	335	373
0	0	0	0	0	0
20	9	24	0	1	108
0	0	0	0	0	0
352	370	416	302	336	481
2,583	2,723	2,888	3,149	2,877	2,976
(44)	(75)	164	207	(480)	75
463	16	401	63	248	272
\$ 419	\$ (59)	\$ 565	\$ 270	\$ (232)	\$ 347

**City of Rittman**  
**Wayne County, Ohio**  
*Fund Balances of Governmental Funds (\$000 omitted)*  
*Last Ten Years*  
*(Modified Accrual Basis of Accounting)*

	2015	Restated 2014	2013	2012
<b>General Fund</b>				
Nonspendable	\$ 2	\$ 16	\$ 17	\$ 21
Committed	14	9	1	6
Assigned	21	245	292	259
Unassigned	646	197	442	517
Reserved	0	0	0	0
Unreserved, Designated	0	0	0	0
Unreserved	0	0	0	0
<b>Total General Fund</b>	<b>683</b>	<b>467</b>	<b>752</b>	<b>803</b>
<b>All Other Governmental Funds</b>				
Nonspendable	0	10	10	9
Restricted	1,267	1,259	1,234	1,027
Committed				
Assigned	0	0		
Unassigned	0	0	0	(8)
Reserved			0	0
Unreserved,				
Undesignated (Deficit), Reported in:	0	0		
Special Revenue funds	0	0	0	0
Debt Service funds	0	0	0	0
Capital Projects funds	0	0	0	0
<b>Total All Other Governmental Funds</b>	<b>1,267</b>	<b>1,269</b>	<b>1,244</b>	<b>1,028</b>
<b>Total Governmental Funds</b>	<b>\$ 1,950</b>	<b>\$ 1,736</b>	<b>\$ 1,996</b>	<b>\$ 1,831</b>

2011	2010	2009	2008	2007	2006
\$ 22	\$ 23	\$ 0	\$ 0	\$ 0	\$ 0
6	27	0	0	0	0
219	276	0	0	0	0
535	502	0	0	0	0
0	0	44	9	14	13
0	0	152	230	273	335
0	0	765	655	686	684
782	828	961	894	973	1,032
15	9	0	0	0	0
1,295	1,112	0	0	0	0
0	0				
0	0				
0	0	0	0	0	0
0	0	74	0	43	9
0	0	667	514	663	508
0	0	49	88	91	88
0	0	56	90	(333)	176
1,310	1,121	846	692	464	781
\$ 2,092	\$ 1,949	\$ 1,807	\$ 1,586	\$ 1,437	\$ 1,813

**City of Rittman**  
**Wayne County, Ohio**  
*Changes in Fund Balances of Governmental Funds (\$000 omitted)*  
*Last Ten Years*  
*(Modified Accrual Basis of Accounting)*

	2015	2014	2013	2012
<b>Revenues</b>				
Taxes	\$ 2,306	\$ 1,764	\$ 1,857	\$ 1,716
Charges for Services	725	710	753	989
Fines, Licenses and Permits	44	42	48	36
Intergovernmental	960	916	820	1,099
Special Assessments	50	75	122	14
Investment Income	37	29	14	29
Contributions and Donations	0	0	19	4
Other	35	55	17	16
<i>Total Revenues</i>	<u>4,157</u>	<u>3,591</u>	<u>3,650</u>	<u>3,903</u>
<b>Expenditures</b>				
Current:				
General Government	611	618	660	549
Security of Persons and Property	1,918	1,659	1,922	1,593
Public Health and Welfare	94	87	121	125
Leisure Time Activities	458	474	461	439
Basic Utility Services	0	0	1	143
Transportation	517	443	379	1,186
Capital Outlay	380	451	25	0
Debt Service:				
Principal Retirement	166	146	107	99
Interest and Fiscal Charges	22	26	37	41
Bond Issuance Costs	0	8	0	0
<i>Total Expenditures</i>	<u>4,166</u>	<u>3,912</u>	<u>3,713</u>	<u>4,175</u>
<i>Excess of Revenues Over (Under) Expenditures</i>	<u>(9)</u>	<u>(321)</u>	<u>(63)</u>	<u>(272)</u>
<b>Other Financing Sources (Uses)</b>				
Bonds Issued	0	40	0	0
Issuance of Loans	85	7	227	0
Issuance of Notes	111	0	0	0
Inception of Capital Lease	0	0	0	0
Issuance of Refunding Bonds	0	645	0	0
Proceeds from Sale of Capital Assets	27	22	1	11
Payment to Refunded Bond Escrow Agent	0	(638)	0	0
Transfers In	182	154	164	135
Transfers Out	(182)	(154)	(164)	(135)
<i>Total Other Financing Sources (Uses)</i>	<u>223</u>	<u>76</u>	<u>228</u>	<u>11</u>
<i>Net Change in Fund Balances</i>	<u>\$ 214</u>	<u>\$ (245)</u>	<u>165</u>	<u>(261)</u>
Debt Service as a Percentage of Noncapital Expenditures	5.5%	4.9%	4.6%	4.1%

	2011	2010	2009	2008	2007	2006
\$	1,612	\$ 1,686	\$ 1,679	\$ 1,669	\$ 1,724	\$ 1,682
	1,225	1,159	1,171	1,094	1,027	1,076
	33	29	31	90	96	94
	955	1,075	1,255	1,091	1,159	943
	18	83	23	18	17	20
	34	46	57	123	196	149
	5	30	200	5	20	5
	45	16	46	655	66	33
	<u>3,927</u>	<u>4,124</u>	<u>4,462</u>	<u>4,745</u>	<u>4,305</u>	<u>4,002</u>
	648	641	728	657	648	642
	1,504	1,465	1,464	1,619	1,560	1,469
	96	112	132	95	96	92
	423	460	484	531	868	428
	412	460	385	384	364	351
	557	588	791	724	705	592
	6	113	212	312	167	193
	94	94	84	212	206	202
	45	49	47	65	68	61
	0	0	0	0	0	0
	<u>3,785</u>	<u>3,982</u>	<u>4,327</u>	<u>4,599</u>	<u>4,682</u>	<u>4,030</u>
	<u>142</u>	<u>142</u>	<u>135</u>	<u>146</u>	<u>(377)</u>	<u>(28)</u>
	0	0	77	0	0	12
	0	0	0	0	0	0
	0	0	0	0	0	0
	0	0	0	56	0	0
	0	0	0	0	0	0
	0	0	0	0	0	0
	0	0	0	0	0	0
	198	165	202	305	313	308
	(198)	(165)	(202)	(305)	(313)	(308)
	<u>0</u>	<u>0</u>	<u>77</u>	<u>56</u>	<u>0</u>	<u>12</u>
	<u>142</u>	<u>142</u>	<u>212</u>	<u>202</u>	<u>(377)</u>	<u>(16)</u>
	3.7%	3.7%	3.2%	6.5%	6.1%	6.9%

**City of Rittman**  
**Wayne County, Ohio**  
*Assessed Valuation and Estimated Actual Values of Taxable Property*  
*Last Ten Years*

Collection Year	Real Property			Tangible Personal Property	
	Assessed Value		Estimated Actual Value	Public Utility	
	Residential/ Agricultural	Commercial Industrial/PU		Assessed Value	Estimated Actual Value
2015	\$ 75,688,930	\$ 12,370,770	\$ 251,599,143	\$ 2,501,350	\$ 2,842,443
2014	76,848,840	15,099,800	262,710,400	2,386,220	2,711,614
2013	76,880,660	14,895,610	262,217,914	2,188,940	2,487,432
2012	76,732,240	15,069,240	262,289,943	1,901,800	2,161,136
2011	82,363,310	12,266,040	270,369,571	1,794,390	2,039,080
2010	82,547,380	12,138,700	270,531,657	1,788,410	2,032,284
2009	83,553,170	13,670,050	277,780,629	1,544,980	2,305,940
2008	79,896,630	12,806,990	264,867,486	1,617,040	2,413,493
2007	79,113,160	12,140,590	260,725,000	1,999,340	2,984,090
2006	75,426,750	11,373,170	247,999,771	1,735,490	2,590,284

Real property is reappraised every six years with a State mandated update of the current market value in the third year following each reappraisal.

The assessed value of real property (including public utility real property) is 35 percent of estimated true value. The assessed value of public utility personal property ranges from 25 percent of true value for railroad property to 88 percent for electric transmission and distribution property. General business tangible personal property was assessed in previous years at 25 percent for machinery and equipment and 23 percent for inventories. General business tangible personal property tax is being phased out beginning in 2006. For collection year 2009 and beyond both types of general business tangible personal property were assessed at zero percent.

The tangible personal property values associated with each year are the values that, when multiplied by the applicable rates, generated the property tax revenue billed in that year. For real property, the amounts generated by multiplying the assessed values by the applicable rates would be reduced by the 10%, 2 1/2% and homestead exemptions before being billed. Beginning in the 2006 collection year, the 10% rollback for commercial/industrial property has been eliminated.

Note: The County does not identify delinquent collections by the year for which the tax was levied.

Sources: Wayne and Medina County Auditors, Ohio Department of Taxation

<u>Tangible Personal Property</u>					
<u>General Business</u>			<u>Total</u>		<u>Weighted Average Tax Rate</u>
<u>Assessed Value</u>	<u>Estimated Actual Value</u>	<u>Assessed Value</u>	<u>Estimated Actual Value</u>		
\$ 0	\$ 0	\$ 90,561,050	\$ 254,441,586	35.59%	
0	0	94,334,860	265,422,014	35.54	
0	0	93,965,210	264,705,346	35.50	
0	0	93,703,280	264,451,079	35.43	
72,830	1,456,600	96,496,570	273,865,251	35.24	
104,498	1,671,968	96,578,988	274,235,909	35.22	
238,177	3,810,832	99,006,377	283,897,401	34.87	
6,552,905	52,423,240	100,873,565	319,704,219	26.84	
11,528,225	61,483,867	104,781,315	325,192,957	26.17	
16,911,260	67,645,040	105,446,670	318,235,095	30.63	

**City of Rittman**  
**Wayne County, Ohio**  
*Property Tax Rates - Direct and Overlapping Governments*  
*(Per \$1,000 of Assessed Valuation)*  
*Last Ten Years*

Collection Year	City of Rittman Direct Rates					Overlapping Rates				Total Direct & Overlapping Rates
	General Fund	Fire	Ambulance & E.M.S.	Police Pension Fund	Total City	Wayne County	Milton Township	Rittman Exempted Village School District	Special District	
2015	\$ 3.40	\$ 1.00	\$ 2.30	\$ 0.30	\$ 7.00	\$ 9.25	\$ 0.50	\$ 63.70	\$ 4.85	\$ 85.30
2014	3.40	1.00	2.30	0.30	7.00	9.25	0.50	63.35	4.85	84.95
2013	3.40	1.00	2.30	0.30	7.00	9.25	0.50	63.35	4.85	84.95
2012	3.50	1.00	2.30	0.30	7.10	9.25	0.50	63.35	7.10	87.30
2011	3.50	1.00	2.30	0.30	7.10	9.25	0.50	63.35	7.10	87.30
2010	3.50	1.00	2.30	0.30	7.10	9.65	0.50	63.20	7.10	87.55
2009	3.50	1.00	2.30	0.30	7.10	9.65	0.50	63.35	7.10	87.70
2008	3.50	1.00	2.30	0.30	7.10	9.65	0.50	63.05	6.35	86.65
2007	3.50	1.00	2.30	0.30	7.10	9.65	0.50	59.60	6.35	83.20
2006	3.50	1.00	2.30	0.30	7.10	9.65	0.50	60.30	6.10	83.65

Source: Wayne County, Ohio; County Auditor



**City of Rittman**  
**Wayne County, Ohio**  
*Income Tax Revenue Base and Collections (Cash Basis)*  
*Last Ten Years*

<u>Tax Year</u>	<u>Tax Rate</u>	<u>Total Tax Collected</u>	<u>Taxes from Withholding</u>	<u>Percentage of Taxes from Withholding</u>	<u>Taxes From Net Profits</u>	<u>Percentage of Taxes from Net Profits</u>	<u>Taxes From Individuals</u>	<u>Percentage of Taxes from Individuals</u>
2015	1.5%	\$ 1,709,817	\$ 1,016,827	59.47%	\$ 161,332	9.44%	\$ 531,658	31.09%
2014	1.5%	1,617,106	943,777	58.36	134,922	8.34	538,407	33.29
2013	1.5%	1,596,239	940,392	58.91	125,714	7.88	530,133	33.21
2012	1.5%	1,463,098	934,132	63.85	155,728	10.64	373,238	25.51
2011	1.5%	1,309,294	899,890	68.73	65,964	5.04	343,440	26.23
2010	1.5%	1,468,579	853,353	58.11	282,912	19.26	332,314	22.63
2009	1.5%	1,379,284	861,707	62.47	153,419	11.12	364,158	26.40
2008	1.5%	1,372,190	879,694	64.11	111,710	8.14	380,786	27.75
2007	1.5%	1,343,468	892,875	66.46	87,519	6.51	363,074	27.03
2006	1.5%	1,506,935	1,016,445	67.45	99,167	6.58	396,405	26.31

Source: City of Rittman; Department of Budget and Finance; Income Tax Division

Note: The City is prohibited by statute from presenting information regarding individual taxpayers.

**City of Rittman**  
**Wayne County, Ohio**  
*Ratio of Outstanding Debt By Type*  
*Last Ten Years*

Year	Governmental Activities					
	General Obligation Bonds	Special Assessment Bonds	OPWC Loans	Loans	Notes Payable	Capital Leases
2015	\$ 627,000	\$ 0	\$ 85,000	\$ 127,587	\$ 106,970	\$ 0
2014	732,000	0	0	163,796	21,000	0
2013	776,000	0	0	220,000	0	0
2012	865,000	0	0	0	0	11,133
2011	954,000	0	0	0	0	21,722
2010	1,038,000	0	0	0	0	31,793
2009	1,122,000	0	0	0	0	41,370
2008	1,120,000	43,208	0	0	0	50,479
2007	1,310,000	60,008	0	0	0	0
2006	1,495,000	75,982	4,850	0	0	0

(1) Details regarding the City's outstanding debt can be found in Note 12 in the basic financial statements

(2) Includes internal bonds

(3) See Demographic and Economic Statistics for population and personal income data.

Source: City Records

Business-Type Activities						
Revenue Bonds	General Obligation Bonds	OPWC Loans	OWDA Loans	Total Debt	Percentage of Personal Income	Per Capita
\$ 801,900	\$ 868,000	\$ 415,266	\$ 0	\$ 3,031,723	2.42%	467
831,400	965,500	267,257	0	2,980,953	2.38	459
859,400	1,027,500	284,248	0	3,167,148	2.53	488
886,100	1,109,000	301,239	133,002	3,305,474	2.64	509
931,500	1,130,000	309,735	389,249	3,736,206	2.98	576
1,015,600	1,195,000	187,500	633,148	4,101,041	3.27	632
1,038,500	1,260,000	200,000	865,295	4,527,165	4.47	717
1,060,300	1,320,000	212,500	1,086,256	4,892,743	4.83	775
1,081,100	1,380,000	225,000	1,296,569	5,352,677	5.28	848
1,100,900	1,440,000	237,500	1,496,748	5,850,980	5.77	927

**City of Rittman**  
**Wayne County, Ohio**  
*Ratio of Outstanding Debt to*  
*Assessed Value and Net Bonded Debt Per Capita*  
*Last Ten Years*

Year	General Obligation Bonds (1)	Resources Available for Repayment	Net General Bonded Debt	Percentage of Actual Taxable Value of Property	Per Capita
2015	\$ 1,495,000	\$ 12,560	\$ 1,482,440	0.58%	228.38
2014	1,697,500	12,263	1,685,237	0.63	259.63
2013	1,803,500	1,300	1,802,200	0.68	277.65
2012	1,974,000	0	1,974,000	0.75	304.11
2011	2,084,000	(2,061,041)	4,145,041	0.75	638.58
2010	2,233,000	(2,210,225)	4,443,225	0.81	703.71
2009	2,382,000	(2,332,936)	4,714,936	0.82	746.74
2008	2,440,000	(2,351,607)	4,791,607	0.74	758.89
2007	3,196,000	(3,105,331)	6,301,331	0.95	997.99
2006	2,935,000	(2,829,612)	5,764,612	0.89	912.99

Source: The City of Rittman, Wayne and Medina County Auditor

(1) Details regarding the City's outstanding debt can be found in Note 12 in the basic financial statements

**City of Rittman**  
**Wayne County, Ohio**

*Computation of Direct and Overlapping Governmental Activities Debt*  
*December 31, 2015*

Jurisdiction	Governmental Activities Debt Outstanding	Percentage Applicable to City (1)	Amount Applicable to City
<b>Direct:</b>			
City of Rittman	\$ 946,557	100.00%	\$ 946,557
<i>Total Direct Debt</i>	<u>946,557</u>		<u>946,557</u>
<b>Overlapping:</b>			
Chippewa Local School District	7,800,000	1.12%	87,360
Cloverleaf Local School District	885,000	0.24%	2,124
Norwayne Local School District	8,780,744	0.15%	13,171
Rittman Exempted Village School District	7,241,767	85.83%	6,215,609
Wayne County, Ohio	10,420,000	3.75%	390,750
Wayne County Public Library	5,181,640	3.27%	169,440
Medina County, Ohio	7,869,918	0.08%	6,296
Medina County Public Library	<u>20,424,993</u>	0.03%	<u>6,127</u>
<i>Total Overlapping Debt</i>	<u>68,604,062</u>		<u>6,890,877</u>
<b>Total</b>	<u><u>\$ 69,550,619</u></u>		<u><u>\$ 7,837,434</u></u>

Source: Ohio Municipal Advisory Council

(1) Percentages were determined by dividing the assessed valuation of the portion of the political subdivision located within the City by the total assessed value of the subdivision.

**City of Rittman**  
**Wayne County, Ohio**  
*Legal Debt Margin*  
*Last Ten Years*

	2015	2014	2013	2012
Total Assessed Property Value	\$ 90,561,050	\$ 94,334,860	\$ 93,965,210	\$ 93,703,280
Overall Legal Debt Limit (10 ½ % of Assessed Valuation)	\$ 9,508,910	\$ 9,905,160	\$ 9,866,347	\$ 9,838,844
Debt Outstanding:				
General Obligation Bonds	1,495,000	1,697,500	1,803,500	1,974,000
Revenue Bonds	801,900	831,400	859,400	886,100
Special Assessment Bonds	0	0	0	0
OPWC Loans	500,266	267,257	284,248	301,239
OWDA Loans	0	0	0	133,002
Loans	127,587	163,796	220,000	0
Notes	106,970	21,000	0	0
Total Gross Indebtedness	3,031,723	2,980,953	3,167,148	3,294,341
Less:				
Revenue Bonds	(801,900)	(831,400)	(859,400)	(886,100)
Special Assessment Bonds	0	0	0	0
OPWC Loans	(500,266)	(267,257)	(284,248)	(301,239)
OWDA Loans	0	0	0	(133,002)
Loans	(127,587)	(163,796)	(220,000)	0
Notes	(106,970)	(21,000)	0	0
General Obligation Bond Retirement Fund Balance	(12,560)	(12,263)	(1,300)	0
Total Net Debt Applicable to Debt Limit	1,482,440	1,685,237	1,802,200	1,974,000
Legal Debt Margin Within 10 ½ % Limitations	\$ 8,026,470	\$ 8,219,923	\$ 8,064,147	\$ 7,864,844
Legal Debt Margin as a Percentage of the Debt Limit	84.41%	82.99%	81.73%	79.94%
Unvoted Debt Limitation (5 ½ % of Assessed Valuation)	\$ 4,980,858	\$ 5,188,417	\$ 5,168,087	\$ 5,153,680
Total Gross Indebtedness	3,031,723	2,980,953	3,167,148	3,294,341
Less:				
Revenue Bonds	(801,900)	(831,400)	(859,400)	(886,100)
Special Assessment Bonds	0	0	0	0
Mortgage Revenue Bonds	0	0	0	0
OPWC Loans	(500,266)	(267,257)	(284,248)	(301,239)
OWDA Loans	0	0	0	(133,002)
Loans	(127,587)	(163,796)	(220,000)	0
Notes	(106,970)	(21,000)	0	0
General Obligation Bond Retirement Fund Balance	(12,560)	(12,263)	(1,300)	0
Net Debt Within 5 ½ % Limitations	1,482,440	1,685,237	1,802,200	1,974,000
Unvoted Legal Debt Margin Within 5 ½ % Limitations	\$ 3,498,418	\$ 3,503,180	\$ 3,365,887	\$ 3,179,680
Unvoted legal Debt Margin as a Percentage of the Unvoted Debt Limitation	70.24%	67.52%	65.13%	61.70%

Source: City Financial Records

2011	2010	2009	2008	2007	2006
<u>\$ 96,496,570</u>	<u>\$ 96,578,988</u>	<u>\$ 99,006,377</u>	<u>\$ 100,873,565</u>	<u>\$ 104,781,315</u>	<u>\$ 105,446,670</u>
<u>\$ 10,132,140</u>	<u>\$ 10,140,794</u>	<u>\$ 10,395,670</u>	<u>\$ 10,591,724</u>	<u>\$ 11,002,038</u>	<u>\$ 11,071,900</u>
2,084,000	2,233,000	2,382,000	2,440,000	3,196,000	2,935,000
931,500	1,015,600	1,038,500	1,060,300	1,081,100	1,100,900
0	0	42,758	43,208	60,007	75,982
309,735	187,500	200,000	212,500	225,000	242,350
389,249	633,148	865,295	1,086,256	1,296,569	1,496,748
0	0	0	0	0	0
0	0	0	0	0	0
<u>3,714,484</u>	<u>4,069,248</u>	<u>4,528,553</u>	<u>4,842,264</u>	<u>5,858,676</u>	<u>5,850,980</u>
(931,500)	(1,015,600)	(1,038,500)	(1,060,300)	(1,081,100)	(1,100,900)
0	0	(42,758)	(43,208)	(60,007)	(75,982)
(309,735)	(187,500)	(200,000)	(212,500)	(225,000)	(242,350)
(389,249)	(633,148)	(865,295)	(1,086,256)	(1,296,569)	(1,496,748)
0	0	0	0	0	0
0	0	0	0	0	0
<u>(22,959)</u>	<u>(22,775)</u>	<u>(49,064)</u>	<u>(88,393)</u>	<u>(90,669)</u>	<u>(105,388)</u>
<u>2,061,041</u>	<u>2,210,225</u>	<u>2,332,936</u>	<u>2,351,607</u>	<u>3,105,331</u>	<u>2,829,612</u>
<u>\$ 8,071,099</u>	<u>\$ 7,930,569</u>	<u>\$ 8,062,734</u>	<u>\$ 8,240,117</u>	<u>\$ 7,896,707</u>	<u>\$ 8,242,288</u>
79.66%	78.20%	77.56%	77.80%	71.77%	74.44%
<u>\$ 5,307,311</u>	<u>\$ 5,311,844</u>	<u>\$ 5,445,351</u>	<u>\$ 5,548,046</u>	<u>\$ 5,762,972</u>	<u>\$ 5,799,567</u>
3,714,484	4,069,248	4,528,553	4,842,264	5,858,676	5,850,980
(931,500)	(1,015,600)	(1,038,500)	(1,060,300)	(1,081,100)	(1,100,900)
0	0	(42,758)	(43,208)	(60,007)	(75,982)
0	0	0	0	0	0
(309,735)	(187,500)	(200,000)	(212,500)	(225,000)	(242,350)
(389,249)	(633,148)	(865,295)	(1,086,256)	(1,296,569)	(1,496,748)
0	0	0	0	0	0
0	0	0	0	0	0
<u>(22,959)</u>	<u>(22,775)</u>	<u>(49,064)</u>	<u>(88,393)</u>	<u>(90,669)</u>	<u>(105,388)</u>
<u>2,061,041</u>	<u>2,210,225</u>	<u>2,332,936</u>	<u>2,351,607</u>	<u>3,105,331</u>	<u>2,829,612</u>
<u>\$ 3,246,270</u>	<u>\$ 3,101,619</u>	<u>\$ 3,112,415</u>	<u>\$ 3,196,439</u>	<u>\$ 2,657,641</u>	<u>\$ 2,969,955</u>
61.17%	58.39%	57.16%	57.61%	46.12%	51.21%

**City of Rittman**  
**Wayne County, Ohio**

*Schedules of Ratio of Annual Debt Service Expenditures for General Bonded Debt to  
Total General Governmental Expenditures and Revenue Bond Coverage (\$000 omitted)  
Last Ten Years*

	2015	2014	2013	2012	2011	2010	2009	2008	2007	2006
<b><u>General Bonded Debt</u></b>										
Debt Service	\$ 166	\$ 146	\$ 107	\$ 100	\$ 94	\$ 94	\$ 84	\$ 207	\$ 206	\$ 202
General Governmental Expenditures	4,166	3,912	3,713	4,175	3,785	3,982	4,327	4,599	4,682	4,031
Ratio of Debt Service to General Governmental Expenditures	3.98	3.73	2.88	2.40	2.48	2.36	1.94	4.50	4.40	5.01
<b><u>Revenue Bond Coverage</u></b>										
Sewer										
Direct Revenue	1,311	1,268	1,252	1,335	1,292	1,279	1,294	1,221	1,200	1,257
Operating expense (1)	792	851	701	775	738	735	699	660	608	622
Net available	519	417	551	560	554	544	595	561	592	635
Principal	30	28	27	45	84	23	22	21	20	19
Interest	43	44	45	48	52	53	54	55	56	57
Total Debt Service	73	72	72	93	136	76	76	76	76	76
Coverage	7.11	5.79	7.65	6.02	4.07	7.16	7.83	7.38	7.79	8.36

Source: City Financial Records  
(1) Excludes depreciation



**City of Rittman**  
**Wayne County, Ohio**

*Principal Employers*  
*2015 and 2006*

Employer	Industry	2015		2006		Rank	Percentage of Total City W-2's processed
		Number of W-2's processed	Rank	Number of W-2's processed	Rank		
Rittman Board of Education	Education	263	1	6.07%	209	2	6.95%
Morton International, Inc.	Salt Mines	243	2	5.62	279	1	9.27
City of Rittman	Municipal Government	186	3	4.30	191	3	6.34
Laria Chevrolet Buick	Automobile Dealership	79	4	1.83	51	8	1.69
Unilock Ohio, Inc.	Excavation	62	5	1.43	72	7	2.39
J O Plastics, Inc.	Plastics	48	6	1.11	-	-	0.00
Mull Iron	Metal Fabricating	44	7	1.02	-	-	0.00
Summa Health System	Health Care	34	8	0.79	-	-	0.00
Imperial Plastics, Inc	Plastics	33	9	0.76	75	6	2.49
Promotional Fixtures	Marketing	31	10	0.72	48	9	1.59
Bauman Orchard	Orchard	-		0.00	-	-	0.00
Northern Health Facilities	Health Care	-		0.00	154	4	5.11
Caraustar Mill Group, Inc.	Paper recycling	-		0.00	161	5	5.35
Swiss Woodcraft, Inc.	Cabinet manufacturer	-		0.00	41	10	1.36
Total		<u>1,023</u>		<u>23.65%</u>	<u>1,281</u>		<u>42.54%</u>
Total W-2's Processed		<u>4,325</u>			<u>3,011</u>		

Source: City of Rittman

**City of Rittman**  
**Wayne County, Ohio**  
*Demographic and Economic Statistics*  
*Last Ten Years*

Year	Population (1)	Total Personal Income (1) (000 omitted)	Personal Income Per Capita (1)	Median Family Income (1)	School Enrollment (2)	Unemployment Rate (3)			City Square Miles (4)
						Wayne County	Medina County	State of Ohio	
2015	6,491	\$ 125,413	\$ 19,321	\$ 43,837	1,123	3.8%	3.2%	4.7%	6.43
2014	6,491	125,413	19,321	43,837	1,145	3.8	4.3	4.7	6.43
2013	6,491	125,413	19,321	43,837	1,111	5.8	6.1	6.6	6.43
2012	6,491	125,413	19,321	43,837	1,155	5.6	5.9	7.0	6.43
2011	6,491	125,413	19,321	43,837	1,140	7.7	6.7	8.6	6.43
2010	6,491	125,413	19,321	43,837	1,135	9.4	7.8	10.0	6.43
2009	6,314	101,333	16,049	41,643	1,155	9.9	8.3	10.1	6.24
2008	6,314	101,333	16,049	41,643	1,097	5.6	5.8	6.5	6.24
2007	6,314	101,333	16,049	41,643	1,063	5.0	5.8	5.6	6.24
2006	6,314	101,333	16,049	41,643	1,121	4.6	4.7	5.4	6.24

Sources:

- (1) U.S. Census 2000  
U.S. Census 2010
- (2) Rittman Exempted Village School District Records
- (3) Ohio Bureau of Employment Services; Department of Labor, Bureau of Labor Statistics  
Unemployment rate is not available for the City of Rittman.
- (4) City Records

**City of Rittman  
Wayne County, Ohio**

*City Government Employees by Function/Program  
Last Ten Years*

Function/Program	2015	2014	2013	2012	2011	2010	2009	2008	2007	2006
<b>General Government</b>										
City Council	3.00	3.00	3.00	3.00	3.00	3.00	3.00	3.00	3.00	3.00
Mayor	0.50	0.50	0.50	0.50	0.50	0.50	0.50	0.50	0.50	0.50
City Manager	1.00	1.00	1.00	1.00	1.00	1.00	1.00	2.00	2.00	2.00
Law	1.00	1.00	1.00	1.00	1.00	1.00	1.00	1.00	1.00	1.00
Finance	2.00	2.00	2.00	2.00	1.50	1.50	1.50	1.00	1.00	1.00
Tax	1.00	0.50	0.50	0.50	1.00	1.00	1.00	1.00	1.00	1.00
Administration	1.00	0.50	0.50	0.50	1.00	1.00	1.00	2.50	2.50	2.50
<b>Security of Persons and Property</b>										
Police	16.50	12.00	12.00	12.00	12.00	12.00	11.50	11.00	11.00	11.00
Police - School Guards	1.00	1.00	1.00	1.00	1.50	1.50	1.50	5.00	5.00	5.00
Police - Dispatchers	6.50	4.50	4.50	4.50	4.50	4.50	5.50	5.00	5.00	5.00
Police - Animal Wardens	0.50	0.50	0.50	0.50	0.50	0.50	0.50	1.00	1.00	1.00
Fire	14.50	11.50	11.50	11.50	12.00	14.50	14.50	14.50	14.50	14.50
<b>Public Health Services</b>										
Emergency Medical Services	18.00	14.50	14.50	14.50	15.00	15.00	15.00	15.50	15.50	15.50
Cemetery	1.00	1.50	1.50	1.50	1.50	1.50	1.50	1.00	1.00	1.00
<b>Leisure Time Activities</b>										
Recreation	17.50	13.00	13.00	13.00	10.50	12.50	12.50	12.00	12.00	12.00
Parks	2.00	1.50	1.50	1.50	1.50	1.50	1.50	1.00	1.00	1.00
<b>Transportation</b>										
Service	2.00	2.00	2.00	2.00	2.00	2.00	2.00	2.50	2.50	2.50
Street M&R	3.00	3.00	3.00	3.00	4.50	5.50	5.50	7.00	7.00	7.00
<b>Basic Utility Services</b>										
Solid Waste	0.00	1.00	1.00	1.00	0.00	0.00	0.00	0.00	0.00	0.00
Water	3.50	5.50	5.50	5.50	4.50	4.75	4.75	5.00	5.00	5.00
Waste Water	7.00	6.00	6.00	6.00	5.50	5.75	5.75	4.00	4.00	4.00
<b>Totals:</b>	<b>102.50</b>	<b>86.00</b>	<b>86.00</b>	<b>86.00</b>	<b>84.50</b>	<b>90.50</b>	<b>91.00</b>	<b>95.50</b>	<b>95.50</b>	<b>95.50</b>

Source: City Payroll Department Attendance Cards at Year End

Method: Using 1.00 for each full-time employee and 0.50 for each part-time

and seasonal employee at year end. Some employees are split between multiple functions/programs

**City of Rittman**  
**Wayne County, Ohio**  
*Operating Indicators by Function/Program*  
*Last Ten Years*

Function/Program	2015	2014	2013	2012
<b>General Government</b>				
Council and Clerk				
Number of Ordinances Passed	33	35	26	37
Number of Resolutions Passed	19	27	23	25
Number of Planning Commission docket items	0	1	1	0
Zoning Board of Appeals docket items	3	5	1	3
Finance Department				
Number of checks/vouchers issued	1,948	1,934	1,923	1,724
Amount of checks written	\$ 7,052,567	\$ 6,241,435	\$ 6,056,147	\$ 7,205,354
Number of payroll checks issued	3,714	3,441	3,052	3,158
Interest earning for fiscal year (cash basis)	\$ 32,085	\$ 23,328	\$ 27,968	\$ 32,385
Number of receipts issued	2,217	2,283	2,435	2,374
General fund receipts (cash basis)	\$ 2,483,530	\$ 2,177,530	\$ 2,222,883	\$ 2,457,148
General fund expenditures (cash basis)	\$ 2,376,894	\$ 2,358,006	\$ 2,311,190	\$ 2,431,428
General fund cash balances	\$ 494,733	\$ 372,272	\$ 547,405	\$ 635,711
Income Tax Department				
Number of individual returns	3,582	3,607	3,468	3,451
Number of business returns	444	442	418	437
Number of business withholding accounts	514	531	484	493
Amount of penalties and interest collected	\$ 37,334	\$ 36,753	\$ 29,635	\$ 35,036
Civil Services				
Number of police entry tests administered	n/a	n/a	n/a	n/a
Number of dispatcher entry tests administered	n/a	n/a	n/a	n/a
Number of hires of Police Officers from certified lists	n/a	n/a	n/a	n/a
Number of hires of Dispatchers from certified lists	n/a	n/a	n/a	n/a
Building Department Indicators				
Number of zoning permits issued	64	50	49	65
Number of new housing permits issued	7	3	6	8
Estimated Value of Construction	\$ 2,157,344	\$ 1,332,618	\$ 1,663,818	\$ 2,477,301
Amount of Revenue generated from permits	\$ 3,425	\$ 2,082	\$ 5,646	\$ 2,743
<b>Security of Persons and Property</b>				
Police				
Total Calls for Services	7,880	8,786	9,759	8,902
Number of traffic citations issued	304	390	288	228
Number of parking citations issued	262	206	233	210
Number of criminal arrests	475	381	317	464
Number of accident reports completed	96	105	107	115
Injury accidents	7	10	10	12
Stolen vehicles	5	6	8	5
Incident reports	415	537	560	546
DUI arrests	11	10	14	26
Burglary	19	64	87	46
Thefts	191	335	142	285
Robberies	2	2	3	1
Homicides	n/a	n/a	n/a	n/a
Gasoline costs of fleet	\$ 18,368	\$ 32,171	\$ 29,535	\$ 31,450
Total calls handled through communication center	14,558	15,124	14,670	13,836
Fire/EMS				
EMS total runs	1025	882	913	910
EMS transports	671	610	598	571
Ambulance billing collections (net)	\$ 188,943	\$ 175,521	\$ 201,529	\$ 181,390
Fire calls	196	165	137	165
Fires with loss	8	5	2	6
Fires with losses exceeding \$10K	0	0	2	2
Fire Losses	\$ 37,435	\$ 8,200	\$ 96,000	\$ 50,000
Fire safety inspections	20	11	31	21
Number of times mutual aid received for fire and EMS	20	22	22	28

2011	2010	2009	2008	2007	2006
31	29	31	37	28	30
23	11	21	19	10	14
0	1	0	2	1	5
5	1	4	4	7	9
1,847	1,961	2,165	2,424	2,497	2,483
\$ 5,889,329	\$ 5,973,160	\$ 6,252,415	\$ 6,698,892	\$ 66,500,835	\$ 5,927,649
3,309	3,305	3,386	3,415	3,351	3,346
\$ 43,921	\$ 40,458	\$ 81,002	\$ 127,981	\$ 202,302	\$ 157,201
2,447	2,328	2,039	1,990	1,980	1,972
\$ 2,707,878	\$ 2,766,788	\$ 2,905,901	\$ 2,908,884	\$ 2,832,218	\$ 2,828,136
\$ 2,763,070	\$ 2,719,082	\$ 2,894,932	\$ 2,909,987	\$ 2,798,914	\$ 2,706,074
\$ 569,260	\$ 624,452	\$ 552,889	\$ 554,138	\$ 549,732	\$ 520,281
3,532	3,452	3,441	3,523	3,485	4,460
409	360	357	426	465	473
495	446	384	243	308	2,880
\$ 31,264	\$ 31,997	\$ 25,596	\$ 22,498	\$ 24,710	\$ 44,694
n/a	n/a	n/a	n/a	13	n/a
n/a	n/a	n/a	n/a	n/a	n/a
n/a	n/a	n/a	n/a	2	n/a
n/a	n/a	n/a	n/a	n/a	n/a
60	64	46	46	68	140
9	4	4	6	10	14
\$ 1,727,841	\$ 698,107	\$ 15,491,375	\$ 910,574	\$ 7,667,346	\$ 2,712,612
\$ 3,040	\$ 1,834	\$ 13,324	\$ 2,190	\$ 4,418	\$ 5,246
10,189	12,954	7,996	9,932	7,829	7,773
264	663	213	414	443	419
342	387	280	294	267	493
423	463	520	543	475	454
122	107	121	122	132	130
9	8	8	8	15	15
3	1	6	9	14	15
597	595	482	599	721	611
20	15	14	25	47	26
63	66	55	52	49	32
255	345	180	221	107	93
4	5	6	6	4	1
n/a	n/a	n/a	n/a	n/a	n/a
\$ 29,876	\$ 21,721	\$ 16,852	\$ 30,536	\$ 26,487	\$ 22,000
13,652	14,584	11,173	13,582	18,998	16,845
961	852	878	817	872	787
646	530	618	557	636	579
\$ 190,899	\$ 173,138	\$ 186,981	\$ 168,748	\$ 171,068	\$ 111,701
160	159	196	194	192	n/a
5	3	4	8	4	n/a
3	1	1	n/a	1	n/a
\$ 206,000	\$ 45,000	\$ 84,500	\$ 13,000	\$ 18,000	n/a
15	31	58	28	20	n/a
31	36	22	35	46	n/a

(continued)

**City of Rittman**  
**Wayne County, Ohio**  
*Operating Indicators by Function/Program*  
*Last Ten Years*

Function/Program	2015	2014	2013	2012
<b><i>Public Health and Welfare</i></b>				
Cemetery Burials	31	37	37	42
Cemetery cremations	12	9	5	11
Cemetery sale of lots	36	34	37	29
Cemetery receipts	\$ 36,312	\$ 35,078	\$ 38,509	\$ 3,162
<b><i>Leisure Time Activities</i></b>				
<b>Recreation</b>				
Recreation Center membership receipts	\$ 111,647	\$ 121,412	\$ 135,960	\$ 157,405
Recreation Center Silver Sneaker receipts	32,618	30,863	28,533	24,280
Recreation Center rental receipts	13,846	14,241	17,409	16,747
Recreation Center program receipts	25,470	17,244	16,788	34,414
Recreation Center miscellaneous receipts	3,705	946	11,259	4,700
Total Recreation Department receipts	\$ 187,286	\$ 184,706	\$ 209,949	\$ 237,546
<b><i>Transportation</i></b>				
Crackseal Coating Program - Annual Cost	\$ 0	\$ 15,457	\$ 2,156	\$ 7,695
Paint Striping - Annual Cost	\$ 11,274	\$ 14,163	\$ 0	\$ 11,766
Leaf collection - disposal costs	\$ 1,000	\$ 1,000	\$ 1,000	\$ 0
Cost of salt purchased	\$ 28,282	\$ 24,864	\$ 28,089	\$ 17,321
<b><i>Water Department</i></b>				
Water rates per 1st 300 Cu ft of water used	\$ 10.00	\$ 10.00	\$ 10.00	\$ 10.00
Annual total of utility accounts billed	30,377	30,047	30,182	30,017
Annual total Water Collections Billed	\$ 497,809	\$ 497,743	\$ 514,778	\$ 519,310
Avg. water billed monthly (Gallons)	13,406	13,233	14,733	15,252
Total water collections annually (Including P&I)	\$ 526,738	\$ 524,260	538,343	\$ 542,819
<b><i>Waste Water Department</i></b>				
Waste water rates per 1st 300 Cu ft of water used	\$ 27.00	\$ 27.00	\$ 27.00	\$ 23.00
Annual total sewer collections billed	\$ 1,196,523	\$ 1,196,500	\$ 1,193,740	\$ 1,273,560
Total sewer collections annually	\$ 1,292,919	\$ 1,264,988	\$ 1,268,189	\$ 1,314,473

Source: City of Rittman

2011	2010	2009	2008	2007	2006
45	39	44	32	30	34
6	14	13	8	13	4
56	29	38	34	15	26
\$ 47,180	\$ 30,479	\$ 37,183	\$ 35,314	\$ 21,811	\$ 25,847
\$ 165,794	\$ 161,523	\$ 150,607	\$ 171,172	\$ 128,679	\$ 156,885
0	0	0	0	0	0
18,398	16,167	16,776	15,160	8,376	15,598
45,424	49,758	52,578	60,110	47,353	50,426
10,254	37,381	17,428	27,153	25,643	20,476
\$ 239,870	\$ 264,829	\$ 237,389	\$ 273,595	\$ 210,051	\$ 243,385
\$ 11,333	\$ 29,347	\$ 0	\$ 11,456	\$ 14,850	\$ 17,000
\$ 11,766	\$ 11,874	\$ 9,918	\$ 12,545	n/a	\$ 10,000
\$ 1,000	\$ 1,000	\$ 1,000	\$ 4,701	\$ 1,540	\$ 3,489
\$ 18,312	\$ 28,112	\$ 16,206	\$ 23,206	\$ 26,889	\$ 22,732
\$ 10.00	\$ 7.40	\$ 7.40	\$ 7.40	\$ 7.40	\$ 7.40
30,017	29,964	30,048	33,780	29,715	29,791
\$ 485,910	\$ 364,715	\$ 355,291	\$ 349,999	\$ 358,757	\$ 375,263
13,546	12,454	12,712	12,181	12,905	15,186
\$ 488,740	\$ 404,617	\$ 396,095	\$ 361,428	\$ 359,042	\$ 364,517
\$ 23.00	\$ 31.00	\$ 31.00	\$ 25.78	\$ 24.33	\$ 22.96
\$ 1,256,262	\$ 1,208,474	\$ 1,165,163	\$ 1,048,802	\$ 1,028,074	\$ 1,229,844
\$ 1,310,780	\$ 1,263,609	\$ 2,053,066	\$ 1,149,011	\$ 1,154,935	\$ 1,110,995

**City of Rittman**  
**Wayne County, Ohio**  
*Capital Assets Statistics by Function/Program*  
*Last Ten Years*

Function/Program	2015	2014	2013	2012	2011	2010	2009	2008	2007	2006
<b>General Government</b>										
Number of Buildings	1	1	1	1	1	1	1	1	1	1
Administrative Vehicles	1	1	1	1	1	1	1	1	1	1
<b>Safety - Police/Fire</b>										
Stations	1	1	1	1	1	1	1	1	1	1
Vehicles - Police	10	10	10	10	10	9	9	9	9	9
Vehicles - Fire	8	8	8	7	7	8	8	7	6	6
<b>Emergency Medical Services</b>										
Stations	1	1	1	1	1	1	1	1	1	1
Vehicles	4	4	4	4	4	4	4	4	5	5
<b>Recreation</b>										
Number of Buildings	1	1	1	1	1	1	1	1	1	1
Number of Shelters/Pavilions	3	3	3	3	3	3	3	3	3	3
Number of Parks	12	12	12	12	12	12	12	11	11	11
Number of Pools	1	1	1	1	1	1	1	1	1	1
Number of Baseball Diamonds	8	8	8	8	8	8	8	8	8	8
Number of Skateboarding Areas	0	0	0	0	0	0	0	0	1	1
Number of Tot Lots	9	9	9	9	9	9	9	9	9	9
Vehicles	0	0	0	0	1	2	1	1	1	1
<b>Transportation</b>										
Number of Buildings	2	2	2	2	2	2	2	2	2	2
Salt Building	1	1	1	1	1	1	1	1	1	1
Streets (Center Lane Miles)	41	41	41	41	41	41	41	41	41	41
Storm Sewers (Miles)	19	19	19	19	19	19	19	19	19	19
Service Vehicles	11	11	11	11	11	11	12	12	15	15
<b>Public Health and Welfare</b>										
Number of Buildings	1	1	1	1	1	1	1	1	1	1
Service Vehicles	1	1	1	1	1	1	1	1	1	1
<b>Water</b>										
Treatment Plant	1	1	1	1	1	1	1	1	1	1
Pole Building	1	1	1	1	1	1	1	1	1	1
Water Lines (Miles)	44	44	44	44	44	44	44	44	44	44
Vehicles	5	5	5	4	3	6	6	6	7	7
<b>Waste Water</b>										
Treatment Plant	1	1	1	1	1	1	1	1	1	1
Sanitary Sewers (Miles)	39	39	39	39	39	39	39	39	39	39
Vehicles	5	5	5	5	5	7	7	7	7	6

Source: City of Rittman's capital asset records





# Dave Yost • Auditor of State

CITY OF RITTMAN

WAYNE COUNTY

## CLERK'S CERTIFICATION

This is a true and correct copy of the report which is required to be filed in the Office of the Auditor of State pursuant to Section 117.26, Revised Code, and which is filed in Columbus, Ohio.

*Susan Babbitt*

CLERK OF THE BUREAU

CERTIFIED  
SEPTEMBER 22, 2016