

Butler County Ohio

Comprehensive Annual Financial Report



For the Year Ended December 31, 2015



Dave Yost • Auditor of State

Board of County Commissioners
Butler County
130 High Street
Hamilton, Ohio 45011

We have reviewed the *Independent Auditor's Report* of Butler County, prepared by Julian & Grube, Inc., for the audit period January 1, 2015 through December 31, 2015. Based upon this review, we have accepted these reports in lieu of the audit required by Section 117.11, Revised Code. The Auditor of State did not audit the accompanying financial statements and, accordingly, we are unable to express, and do not express an opinion on them.

Our review was made in reference to the applicable sections of legislative criteria, as reflected by the Ohio Constitution, and the Revised Code, policies, procedures and guidelines of the Auditor of State, regulations and grant requirements. Butler County is responsible for compliance with these laws and regulations.

A handwritten signature in black ink that reads "Dave Yost".

Dave Yost
Auditor of State

August 29, 2016

This page intentionally left blank.

Butler County, Ohio

Comprehensive Annual Financial Report For the Year Ended December 31, 2015

Prepared by the Butler County Auditor's Office

Roger Reynolds, CPA
Butler County Auditor

Introductory Section

BUTLER COUNTY, OHIO
 COMPREHENSIVE ANNUAL FINANCIAL REPORT
 FOR THE YEAR ENDED DECEMBER 31, 2015

TABLE OF CONTENTS

I. INTRODUCTORY SECTION	Page
Table of Contents	i
Transmittal Letter	iv
Certificate of Achievement	x
Butler County Elected Officials	xi
County Organizational Chart	xii
 II. FINANCIAL SECTION	
 INDEPENDENT AUDITOR’S REPORT	 1
 MANAGEMENT’S DISCUSSION AND ANALYSIS	 3
 BASIC FINANCIAL STATEMENTS	
Government-wide Financial Statements	
Statement of Net Position	15
Statement of Activities	16
Fund Financial Statements	
Balance Sheet – Governmental Funds	18
Reconciliation of Total Governmental Fund Balances to Net Position of Governmental Activities	21
Statement of Revenues, Expenditures and Changes in Fund Balance- Governmental Funds	22
Reconciliation of the Statement of Revenues, Expenditures, and Changes in Fund Balances of Governmental Funds to the Statement of Activities	24
Statement of Revenues, Expenditures, and Changes in Fund Balances Budget and Actual (Budget Basis)	
General Fund	25
Developmental Disabilities Fund	26
Job and Family Services/Children Services Agency Fund	27
Mental Health and Addiction Recovery Services Fund	28
Statement of Fund Net Position – Proprietary Funds	29
Statement of Revenues, Expenses, and Changes in Fund Net Position – Proprietary Funds	30
Statement of Cash Flows – Proprietary Funds	31
Statement of Fiduciary Assets and Liabilities – Agency Funds	33
Notes to the Basic Financial Statements	34
 REQUIRED SUPPLEMENTARY INFORMATION – INFRASTRUCTURE	 95
 REQUIRED SUPPLEMENTARY INFORMATION – GASB 68 PENSION DISCLOSURE	 99

BUTLER COUNTY, OHIO
 COMPREHENSIVE ANNUAL FINANCIAL REPORT
 FOR THE YEAR ENDED DECEMBER 31, 2015

TABLE OF CONTENTS (continued)

COMBINING STATEMENTS AND INDIVIDUAL FUND SCHEDULES

Non-major Governmental Funds	101
Combining Balance Sheet – Non-major Governmental Funds	105
Combining Balance Sheet – Non-major Special Revenue Funds	106
Combining Balance Sheet – Non-major Capital Projects Funds	109
Combining Statement of Revenues, Expenditures and Changes in Fund Balances – Non-major Governmental Funds	110
Combining Statement of Revenues, Expenditures and Changes in Fund Balances – Non-major Special Revenue Funds	112
Combining Statement of Revenues, Expenditures and Changes in Fund Balances – Non-major Capital Projects Funds	115
Internal Service Funds	116
Combining Statement of Fund Net Position – Internal Service Funds	117
Combining Statement of Revenues, Expenses and Changes in Fund Net Position – Internal Service Funds	118
Combining Statement of Cash Flows – Internal Service Funds	119
Agency Funds	120
Combining Statement of Fiduciary Assets and Liabilities – Agency Funds	121
Combining Statement of Changes in Assets and Liabilities – All Agency Funds	122
Individual Fund Schedules of Revenues, Expenditures (Expenses) , and Changes in Fund Balance (Equity) – Budget (Budget Basis) and Actual Major Funds	
General Fund	124
Developmental Disabilities – Special Revenue Fund	131
Job and Family Services/Children Services Agency – Special Revenue Fund	132
Mental Health and Addiction Recovery Services Board – Special Revenue Fund	133
Sewer – Enterprise Fund	134
Water – Enterprise Fund	135
Non-major Funds	
Real Estate Assessment – Special Revenue Fund	136
All Other Legislative and Executive – Special Revenue Fund	137
All Other Judicial – Special Revenue Fund	138
All Other Public Safety – Special Revenue Fund	139
Motor Vehicle – Special Revenue Fund	140
All Other Public Works – Special Revenue Fund	141
Child Support Enforcement – Special Revenue Fund	142
County Care Facility – Special Revenue Fund	143

BUTLER COUNTY, OHIO
 COMPREHENSIVE ANNUAL FINANCIAL REPORT
 FOR THE YEAR ENDED DECEMBER 31, 2015

TABLE OF CONTENTS (continued)

Elderly Services Levy – Special Revenue Fund	144
All Other Human Services – Special Revenue Fund	145
All Other Conservation and Recreation – Special Revenue Fund	146
Residential Incentive Districts and Tax Incremental Financings – Special Revenue Fund	147
Technology – Capital Projects Fund	148
Road Improvements – Capital Projects Fund	149
Building Construction and Renovations – Capital Projects Fund	150
Bond Retirement – Debt Service Fund	151
Developmental Disabilities Trust – Permanent Fund	152
Health Insurance – Internal Service Fund	153
Workers’ Compensation – Internal Service Fund	154

III. STATISTICAL SECTION

Statistical Table Description	156
Net Position by Component	157
Changes in Net Position of Governmental Activities	158
Fund Balances, Governmental Funds	161
Changes in Fund Balances, Governmental Funds	162
Assessed and Estimated Actual Value of Taxable Property	164
Property Tax Rates, Direct and Overlapping Governments	165
Property Tax Levies and Collections	172
Principal Taxpayers, Real Estate Tax	173
Principal Taxpayers, Public Utilities Personal Property Tax	174
Ratios of Outstanding Debt by Type	175
Ratios of General Bonded Debt Outstanding	176
Computation of Legal Debt Margin	177
Pledged Revenue Coverage	178
Demographic and Economic Statistics	180
Principal Employers	181
County Government Employees by Function/Activity	182
Operating Indicators by Function/Program	184
Capital Asset Statistics by Function/Activity	187



Office Phone: 513-887-3154

Office Fax: 513-887-3149

130 High Street
Hamilton, Ohio 45011



June 29, 2016

To the Citizens and Board of Commissioners of Butler County:

Butler County is required by Ohio law to prepare an annual financial report using generally accepted accounting principles. It is our pleasure to present the Butler County Comprehensive Annual Financial Report (CAFR) for the year ended December 31, 2015

The CAFR is prepared in conformance with generally accepted accounting principles as set forth by the Government Accounting Standards Board (GASB) and other recognized authoritative sources and contains basic financial statements, supplemental statements, and other financial and statistical information, providing complete and full disclosure of all material financial aspects of Butler County for 2015. This report is presented in fulfillment of the financial reporting requirements and is representative of our continual commitment to provide accurate and timely financial information to the citizens of Butler County.

Management assumes full responsibility for the accuracy and completeness of the information contained in this report based upon a comprehensive framework of internal control. Because the cost of internal control should not exceed anticipated benefits, management's objective is to provide reasonable, rather than absolute, assurance that the financial statements are free of any material misstatements.

Our independent auditor, Julian & Grube, Incorporated, has issued an unmodified opinion on Butler County's financial statements for the year ended December 31, 2015. The independent auditor's report is presented as the first component of the financial section of this report.

Management provides a narrative introduction, overview and analysis to accompany the basic financial statements in the form of a Management's Discussion and Analysis (MD&A). This letter of transmittal is designed to complement the MD&A and should be read in conjunction with the MD&A, which can be found immediately following the independent auditor's report.

REPORTING ENTITY

Butler County, established in 1803, was one of Ohio's original eight counties. The elected three-member Board of County Commissioners functions as the primary legislative and executive branch of the County. Each commissioner serves a term of four years. In addition, the Auditor, who serves as the chief fiscal officer and real estate property assessor for the County, and the Treasurer, who collects property taxes and is the custodian of all funds, are also elected to four-year terms. Other elected officials serving four-year terms include the Prosecuting Attorney, Sheriff, Engineer, Clerk of Courts, Recorder, and Coroner. Judges presiding over the Court of Common Pleas, Domestic Relations Court, Juvenile Court, Probate Court, and the County Court are also elected on a countywide basis.

The County provides its citizens with a wide range of services that include human and social services, health and community assistance related services, civil and criminal justice system services, road and bridge maintenance, and other general and administrative support services. The County maintains enterprise funds to account for the water and sewer system operations. The County also maintains internal service funds for workers' compensation and health insurance.

The financial statements contained within this Comprehensive Annual Financial Report includes all funds, agencies, boards and commissions for which the County elected officials are financially accountable. A complete discussion of the County's reporting entity is provided in Note 1 to the basic financial statements.

ECONOMIC CONDITION AND OUTLOOK

Butler County is located in Southwestern Ohio between Hamilton and Montgomery Counties; it shares its northern border with Preble County, and its eastern border with Warren County. To the west is the Indiana state line. Seventh largest among the state's 88 counties, Butler County's estimated 2015 population of 376,353 is up slightly from 2014 and reflects an increase of 8,223 people since the 2010 Census – the second largest increase in number among the 88 counties. Ranking 180th in population out of 3,142 counties in the nation, Butler is among the top six percent of all U.S. counties in terms of total population. The County is served by rail lines, interstate highways, two nearby international airports and high-speed fiber-optic data communications making it an ideal location for business to locate and prosper.

A total of 4,843 building/electric permits were issued in 2015 in the unincorporated areas of Butler County with a combined valuation of \$313.2 million. Total permit fees were more than \$3.0 million. While the number of permits was up 914 over the 2014 total, the valuation was down by about \$16.7 million and fees were slightly up from 2014. The large increase in building and electric permits provides a very encouraging outlook for developing as we move into 2016.

Butler County was again well represented on the 2015 Deloitte Cincinnati USA Top 100 list of the largest privately owned businesses in the Cincinnati region. Performance Automotive Network of Fairfield was up four spots to 8th on the list and is the top ranked Butler County business. Reported revenue grew from \$784.8 million in 2014 to \$977 million. Other Butler County companies in the top 30 were: Contech Engineered Solutions of West Chester at 17th; Cohen Recycling of Middletown at 22nd; and Totes Isotoner of West Chester at 27th.

AdvancePierre Foods Inc., one of Butler County's largest businesses, opened its new customer Innovation & Research Center at the company's facilities along Ohio 747, the food manufacturer announced in December. Although no longer headquartered in the County, the company still employs 1,000 in West Chester Twp. and is the second largest privately-held company in the Tristate with reported revenues last year of \$1.6 billion.

The unemployment rate continued to drop in the county and reached its lowest annual rate in more than 10 years at 4.6 percent in 2015. Reflecting that good news, several companies chose to locate in Butler County and others are growing. City of Hamilton officials made two big job creation announcements in 2015 as a pair of call centers chose to locate in the city:

Barclaycard US selected Vora Technology Park, one of the largest tech parks in the Midwest, as the home for its new customer contact center, bringing a tremendous number of jobs to Hamilton and Butler County. JobsOhio reported that Barclaycard would be creating 1,500 jobs at the site as the operation grows. The company is reporting an expected 250 jobs will be created by 2016.

StarTek, a Colorado-based call center, opened in downtown Hamilton in 2015 and company plans are to create nearly 700 jobs once fully operational. By November 2015, the company reported it had approximately 200 employees at the previously vacant site.

There are many other exciting developments that occurred in 2015. Among them was the grand opening of the \$350 million Liberty Center mall project. Located at the crossroads of Liberty Way, Ohio 129 and Interstate 75 in Liberty Twp., the first phase consists of just over 1 million square feet of shopping, dining, office and residential space. According to developers, it is "more than a destination; it's a living, breathing get away for the soul."

Groundbreaking for construction of NTE Energy's approximately \$645 million natural gas-fired power plant in Middletown arrived in October 2015 after two years of planning and permitting. Now, construction is expected to take just over two years before the plant is ready to burn gas and add electricity supplies to the region's grid.

Florida-based NTE Energy is building the power plant near the intersection of Cincinnati-Dayton and Oxford State roads. Once Middletown Energy Center opens in 2018, it's expected to produce about 500 megawatts of electric power year-round and provide a cleaner source of energy to the region's electricity supplies, according to NTE.

Earlier in the year, West Chester Township officials announced that a growing international flavors company would expand its operations in Butler County and open a new U.S. headquarters here. The expansion could create 45 new full-time jobs within three years, and result in approximately \$3 million in building and equipment investments, according to the township. Frutarom USA Inc., which creates, develops, manufactures and markets a variety of flavors and ingredients in the food, beverage and other industries, recently acquired two other companies. Plans are to consolidate operations and production to create a U.S. headquarters at their existing West Chester facilities, according to the township. The company expects to add \$2.5 million in additional annual payroll if it moves forward with its plans. It would also retain 61 jobs representing \$3.7 million in existing payroll, according to information provided by Ohio Development Services Agency and private development agency REDI Cincinnati. The Ohio Tax Credit Authority approved a 50 percent, six-year Job Creation Tax Credit for Frutarom's project.

West Chester and Butler County received more good news in October when TradeGlobal, which specializes in online retail solutions, announced it would be hiring 900 temporary, part-time employees in West Chester for the holiday season. Of those hired, about 300 employees were expected to secure permanent positions in 2016. The new jobs will be based at TradeGlobal's three locations, a main operations center at 5389 East Provident Drive, as well as facilities at 9756 International Blvd. and 9271 Meridian Way.

Cincinnati Children's Liberty Campus added a fourth floor in 2015, making room for an additional 30 overnight beds. Liberty Campus now has a total 42 inpatient beds. The approximately \$50 million, 70,000-square-foot building expansion has led to approximately 200 full-time equivalent jobs and now more than 600 employees work at the Liberty Campus, according to hospital officials – making it the township's largest employer.

That area has also been targeted by The Christ Hospital Health Network. In July, the nonprofit health network announced plans for the 125,000-square-foot medical center, to be built at the growing Interstate 75 interchange with Ohio 129 and Liberty Way. The center will have a freestanding emergency room and helicopter landing pad, extended stay patient rooms and surgical, physical therapy, cardiology, radiology, urology and other services on about 17 acres off Cox Road. The Christ Hospital Medical Center – Liberty Township, as the new facility will be called, should open by the end of 2017.

MAJOR INITIATIVES

Water System

The water system serves more than 120,000 residents and businesses in the south east portion of Butler County, including West Chester, Liberty, and Fairfield Townships. Additionally, the system serves wholesale water to the City of Monroe. The water system consists of five pump stations, eleven storage facilities and 639 miles of water lines.

Projects during 2015 included the planning, design and construction of a 16" water transmission main that delivers a high pressure water supply to southern portions of Liberty Township in the Liberty Center, Children's Hospital and Lakota West High School area. The department also continues to replace the failing polybutylene water service lines from the water main to the meter pits.

Sewer System

The sewer system consists of 760 miles of sewer mains, 30 pumping stations, four satellite treatment plants, and two regional reclamation facilities (WRF). This system transports and treats wastewater and returns clean water to our rivers and streams.

The Phase Two LeSourdsville Water Reclamation Facility Upgrade reached full completion and start-up in 2015. Treatment results are significantly improved and capacity is available for future growth for the next 20 years. The Ross Township and Carthel Drive sewer projects were also completed in 2015, eliminating failing home sewage disposal systems and bringing wastewater sewer service to approximately 100 homes and businesses.

Recycling Programs

In 2015 Butler County Recycling & Solid Waste District offered specialized recycling programs to all Butler County residents such as "on-demand" curbside Freon appliance collection; long-term household hazardous waste (HHW) drop off service, and a waste tire amnesty event. The District provided ongoing education to residents about how to manage seasonal waste, ways to manage latex paint, and outlets for unwanted electronic devices including televisions and computers. The District provides year round drop box recycling for common household recyclables such as paper, glass, plastic and cardboard at over 30 residential drop box stations located throughout the County.

The District collaborated with Fairfield Township for the annual Community Clean Up Event April 26 to offer a one day mobile HHW event to residents. The Hazardous Waste Drop Off in Fairfield Township served 360 residents, and captured 33,890 pounds of HHW. The District funded the mobile HHW drop off with a grant awarded by Duke Energy in the amount of \$9,500. The District continued its weekly long term HHW program in West Chester Township at contractor Environmental Enterprises Inc. permanent West Chester Township location from May-October. A total of 209,000 pounds of HHW was collected for safe processing, disposal, or recycling from nearly 3,000 participants.

The District worked closely with Lakota Schools' nutrition department and building maintenance supervisor to establish a school wide recycling program for all twenty-two (22) school district buildings. The District provided signage, collection containers, and technical assistance to help Lakota launch the program in August 2015. As the largest school district in Butler County, all 16,649 students, and 1,630 faculty/staff now have access to recycling in their classrooms and school cafeterias. Students have quickly learned how to manage materials for recycling, resulting in an anticipated 30 percent waste diversion rate. In addition to Lakota, in September 2015 the Solid Waste District launched a recycling program for all elementary, middle, and high school students in the Middletown City School District – a 6,500 student population in 11 school buildings. The District consulted with property management and food services contractor Sodexo to determine the recycling needs and to develop informational tools for the schools. The recycling program expanded to Barnitz Stadium to capture bottles and cans at athletic events.

The District worked to support the governor's glass recycling initiative in the State of Ohio. The District conducted outreach to multi-family apartment communities in the Oxford/Miami University area to expand and/or establish recycling programs. The result has been 12 new apartment complexes, or 1,200 units, now have fully operational recycling service available for their residents.

In 2015 the District Solid Waste Policy Committee embarked on a legislative process to further reduce the county's solid waste generation fee from \$1.00 to \$0.82 per ton on all waste generated in Butler County disposed in Ohio landfills. The new fee became effective January 1, 2015. The District previously reduced the solid waste generation fee from \$2.00 to \$1.00 in 2013.

Finally, in May 2015 the District was awarded a \$250,000 Ohio EPA market development grant which will support the purchase of specialized equipment for Cohen Recycling in Middletown. Cohen will use the funds to expand their E-waste recycling operation and is expected to create a minimum of 4 FTE.

Capital Improvements

The Board of County Commissioners is charged with the responsibility of maintaining the facilities and equipment that serve the primary government offices of the County.

In 2015, the County continued improving the Munis Enterprise Resource Planning system, the County airport and Butler Warren Road. Other important Capital Improvement Projects in process during 2015 included the Liberty Fairfield Road Widening project, Warren Road Widening, as well as various roundabout intersection projects.

FINANCIAL INFORMATION

Basis of Accounting

The County's records are maintained on a cash basis for all funds. At year-end, adjusting entries are prepared for the various funds to convert the cash basis records to the modified accrual basis of accounting for all

revenues be recognized when both measurable and available. Expenditures, other than interest and principal on long-term debt, are recorded when fund liabilities are incurred. The accrual basis of accounting used for the proprietary funds recognizes revenues when earned and expenses when incurred.

Internal Control

The County's system of internal accounting controls is designed to provide reasonable, but not absolute, assurance that (1) financial transactions are processed in accordance with management's authorization, (2) transactions comply with County policies and Ohio law, and (3) financial records are reliable for preparing financial statements and maintaining accountability for assets and obligations. The concept of reasonable assurance recognizes that the cost of internal control should not exceed the benefits likely to be derived from their implementation and that the evaluation of costs and benefits require estimates and judgments by management.

Budgetary Control

By early January, the Board of County Commissioners adopts the annual appropriation measure for all funds, except for agency funds. All disbursements and transfers of cash between funds other than agency funds require appropriation authority from the Commissioners. The legal level of control has been established by the County Commissioners at the fund, program, department, and object level. All purchase orders and contracts must be approved by a majority of the Board of County Commissioners except where another board or elected official is given this responsibility by statute.

As contracts and purchase orders are issued to vendors, corresponding amounts of appropriations are reserved by the use of encumbrances to ensure that appropriations are not overspent. Contracts or purchase orders that exceed available appropriations are rejected by the accounting system until additional appropriations are obtained. A description of the various funds and the basis of accounting are included in Note 2 to the basic financial statements.

Cash Balance Level of Reserves Policy

The Board of County Commissioners adopted a reserve policy for the General Fund and water and sewer funds. This policy was established to achieve and maintain adequate reserves to ensure adequate cash flow and to minimize the impact on services to citizens during economic ups and downs.

Fund reserves for the general fund have been defined as the unencumbered year-end cash balance. The level of General Fund reserves is presented as a percentage, based upon the ratio of year-end reserves to the projected general fund budget for the following year. Policy guidelines recommend a reserve level of 15%-20% of the following year's General Fund budget and not drop below 10%.

In 2015, the Board of County Commissioners established a Budget Stabilization reserve funding at a \$4,000,000 level in the general fund. The Budget Stabilization reserve was established to stabilize against cyclical changes in revenues and expenditures. The Budget Stabilization reserve balance is separate from the 15%-20% unencumbered cash balance recommended for the General Fund reserve.

The 2015 general fund reserve ratio is 19.41% excluding the Budget Stabilization reserve fund. The General Fund reserve level is within the recommended policy guidelines of 15%-20%.

Butler County management recognizes the need to maintain adequate levels of cash in the water and sewer funds, while avoiding the accumulation of unnecessarily high levels of cash over extended periods of time. The policy states the desire of the county to maintain a cash balance equating to not less than one-fourth of the operating and maintenance expenses for the year immediately preceding. The policy reflects management's intentions with regard to minimum cash or fund balances, consistent with covenants continued in the various, currently applicable revenue bond indentures, which covenants essentially refer to cash flows and cash balances when addressing fund requirements, fund balances, and debt service coverage, and other financial matters. According to the policy, the cash balance policy requirement for 2015 was \$10.3 million and the total cash balance of the water and sewer funds was \$51,496,263.

Independent Audit

Included in this report is the Julian & Grube, Incorporated unmodified opinion rendered on the County's basic financial statements as of and for the year ended December 31, 2015. An independent audit of the County's financial statements is part of the annual preparation of the CAFR. This annual independent audit continues to provide a review and comments which strengthen the County's accounting and budgetary controls.

GFOA Certificate of Achievement

The Government Finance Officers Association of the United States and Canada (GFOA) awarded a Certificate of Achievement for Excellence in Financial Reporting to Butler County for its comprehensive annual financial report for the year ended December 31, 2014. In order to be awarded a Certificate of Achievement, a government unit must publish an easily readable and efficiently organized comprehensive annual financial report. This report must satisfy both generally accepted accounting principles and applicable legal requirements.

A Certificate of Achievement is valid for a period of one year only. We believe that our current comprehensive annual financial report continues to meet the Certificate of Achievement Program's requirements and we are submitting it to the GFOA to determine its eligibility for another certificate.


Acknowledgments

I would like to acknowledge the efforts and dedication of the entire Fiscal Services staff for their contributions to this report. My appreciation is also extended to the Local Government Services Section, each of whom was invaluable once again in adding their expertise and dedication to the project.

We would also like to thank all of the elected officials, department heads, and their staff for their support and assistance in this endeavor. It is truly a group effort that would not be possible without the cooperation of all County departments.

It is the mission of the Auditor's office to bring a high level of professionalism to Butler County government and to better inform and educate its citizens. Through the issuance of this Comprehensive Annual Financial Report, the County remains accountable to the public, and the public trust with which we have been provided, is retained. This report provides a fair representation of the financial condition of the County as of and for the year ended December 31, 2015. We ask for your continuing support of this project and in our efforts to best serve the citizens of Butler County.

Sincerely,

A handwritten signature in black ink, appearing to read 'Roger Reynolds', written over a white background.

Roger Reynolds, CPA
Butler County Auditor



Government Finance Officers Association

**Certificate of
Achievement
for Excellence
in Financial
Reporting**

Presented to

**Butler County
Ohio**

For its Comprehensive Annual
Financial Report
for the Fiscal Year Ended

December 31, 2014

Executive Director/CEO

BUTLER COUNTY, OHIO
ELECTED OFFICIALS
DECEMBER 31, 2015

Legislative and Executive Elected Officials

Commissioner	Cindy Carpenter
Commissioner	Donald Dixon
Commissioner	T. C. Rogers
Auditor	Roger Reynolds, CPA
Treasurer	Nancy Nix, CPA
Prosecutor	Michael Gmoser
Recorder	Danny Crank

Judicial Elected Officials

Clerk of Courts	Mary Swain
Common Pleas Court:	
General Division Judge	Honorable Charles Pater
General Division Judge	Honorable Noah Powers II
General Division Judge	Honorable Jennifer Muench-McElfresh
General Division Judge	Honorable Patricia Oney
General Division Judge	Honorable Michael Sage
General Division Judge	Honorable Keith Spaeth
General Division Judge	Honorable Craig Hedric
Domestic Relations Division Judge	Honorable Margot Halcomb
Domestic Relations Division Judge	Honorable Barbara Schneider Carter
Juvenile Division Judge	Honorable Ronald Craft
Juvenile Division Judge	Honorable Kathleen Dobrozsi Romans
Probate Division Judge	Honorable Randy Rogers
Area Court I Judge	Honorable Robert Lyons
Area Court II Judge	Honorable Kevin McDonough
Area Court III Judge	Honorable Dan Haughey

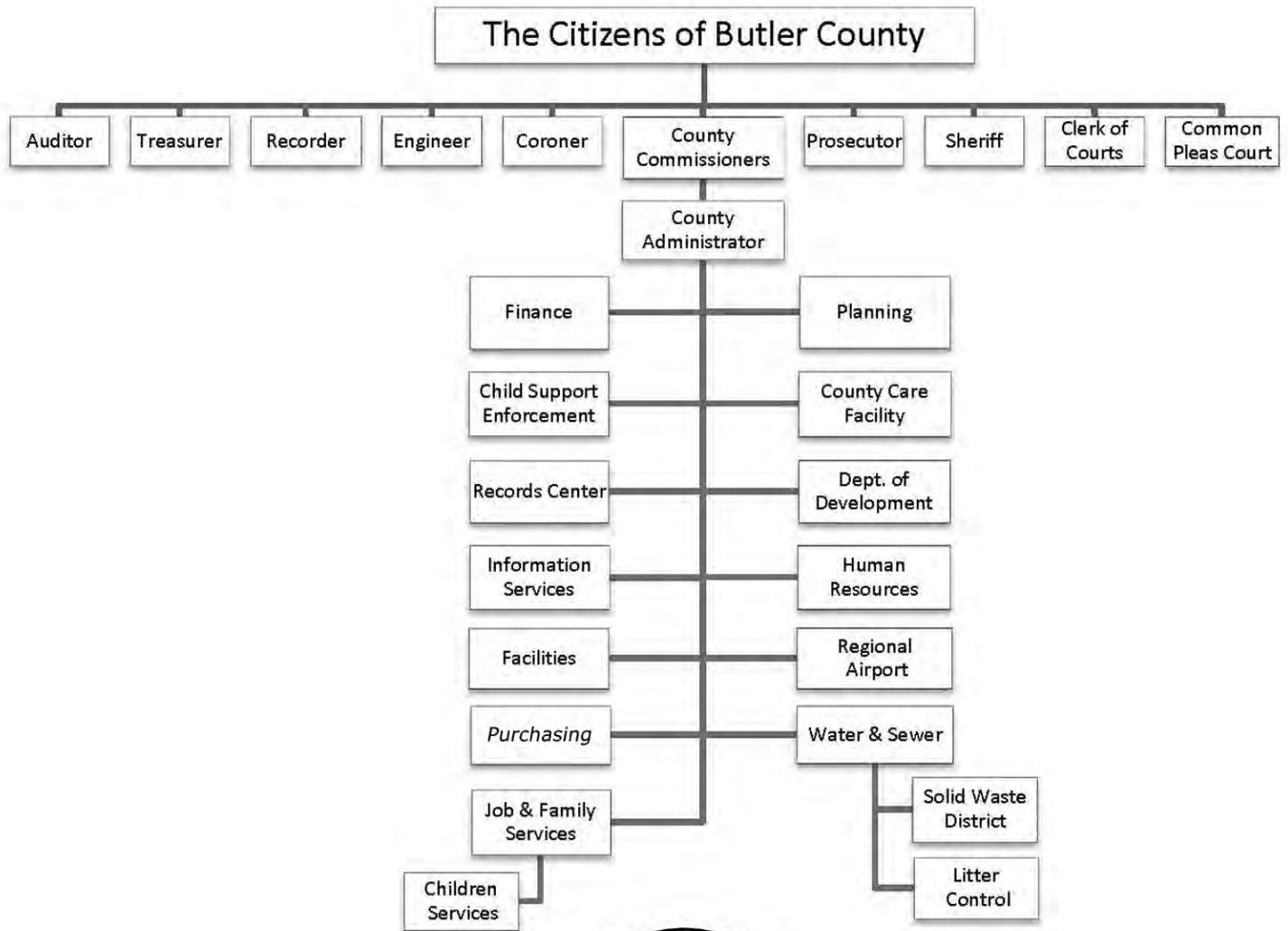
Public Safety Elected Officials

Sheriff	Richard Jones
Coroner	Lisa Mannix MD

Public Works Elected Officials

Engineer	Gregory Wilkens, PE, PS
----------	-------------------------

Organizational Chart



Ex Officio and Appointed Boards



Financial Section

This Page is Intentionally Left Blank.



Julian & Grube, Inc.

Serving Ohio Local Governments

333 County Line Rd. West, Westerville, OH 43082 Phone: 614.846.1899 Fax: 614.846.2799

Independent Auditor's Report

Butler County
130 High Street
Hamilton, Ohio 45011

To the Board of County Commissioners:

Report on the Financial Statements

We have audited the accompanying financial statements of the governmental activities, the business-type activities, the aggregate discretely presented component units, each major fund, and the aggregate remaining fund information of Butler County, Ohio, as of and for the year ended December 31, 2015, and the related notes to the financial statements, which collectively comprise Butler County's basic financial statements as listed in the table of contents.

Management's Responsibility for the Financial Statements

Management is responsible for preparing and fairly presenting these financial statements in accordance with accounting principles generally accepted in the United States of America; this includes designing, implementing, and maintaining internal control relevant to preparing and fairly presenting financial statements that are free from material misstatement, whether due to fraud or error.

Auditor's Responsibility

Our responsibility is to opine on these financial statements based on our audit. We did not audit the financial statements of the Butler County Port Authority, which represent 57.5 percent, 0.8 percent, and 0.4 percent, respectively, of the assets, net position, and revenues of the aggregate discretely presented component units. Those statements were audited by other auditors whose report has been furnished to us, and our opinion, insofar as it relates to the amount included for the Butler County Port Authority, is based solely on the report of other auditors. We audited in accordance with auditing standards generally accepted in the United States of America and the financial audit standards in the Comptroller General of the United States' *Government Auditing Standards*. Those standards require us to plan and perform the audit to reasonably assure the financial statements are free from material misstatement. The other auditors audited the financial statements of the Butler County Port Authority in accordance with auditing standards generally accepted in the United States of America and in accordance with *Government Auditing Standards*.

An audit requires obtaining evidence about financial statement amounts and disclosures. The procedures selected depend on our judgment, including assessing the risks of material financial statement misstatement, whether due to fraud or error. In assessing those risks, we consider internal control relevant to Butler County's preparation and fair presentation of the financial statements in order to design audit procedures that are appropriate in the circumstances, but not to the extent needed to opine on the effectiveness of Butler County's internal control. Accordingly, we express no such opinion. An audit also includes evaluating the appropriateness of management's accounting policies and the reasonableness of their significant accounting estimates, as well as our evaluation of the overall financial statement presentation.

We believe the audit evidence we obtained is sufficient and appropriate to support our audit opinions.

Opinions

In our opinion, based on our audit and the report of other auditors, the financial statements referred to above present fairly, in all material respects, the respective financial position of the governmental activities, the business-type activities, the aggregate discretely presented component units, each major fund, and the aggregate remaining fund information of Butler County, Ohio, as of December 31, 2015, and the respective changes in financial position and where applicable, cash flows, thereof and the respective budgetary comparisons for the general, developmental disabilities, job and family services/children services agency, and mental health and addiction recovery services funds thereof for the year then ended in accordance with the accounting principles generally accepted in the United States of America.

Independent Auditor's Report
Butler County

Emphasis of Matters

As discussed in Note 3 to the financial statements, during the year ended December 31, 2015, Butler County adopted Governmental Accounting Standards Board (GASB) Statement No. 68, *Accounting and Financial Reporting for Pensions - an amendment of GASB Statement No. 27* and also GASB Statement No. 71, *Pension Transition for Contributions Made Subsequent to the Measurement Date - an amendment of GASB Statement No. 68*. Also, as discussed in Note 3, the following additional restatements were made: the beginning fund balance within the other governmental funds and the Mental Health and Addition Recovery Services fund were restated due to the merging of the Mental Health and Alcohol and Drug addiction boards; and two additional discretely presented component units were included. We did not modify our opinion regarding these matters.

Other Matters

Required Supplementary Information

Accounting principles generally accepted in the United States of America require this presentation to include *Management's discussion and analysis*, *Schedules for infrastructure assets accounted for using the modified approach*, and schedules of net pension liabilities and pension contributions listed in the table of contents, to supplement the basic financial statements. Although this information is not part of the basic financial statements, the Governmental Accounting Standards Board considers it essential for placing the basic financial statements in an appropriate operational, economic, or historical context. We applied certain limited procedures to the required supplementary information in accordance with auditing standards generally accepted in the United States of America, consisting of inquiries of management about the methods of preparing the information and comparing the information for consistency with management's responses to our inquiries, to the basic financial statements, and other knowledge we obtained during our audit of the basic financial statements. We do not opine or provide any assurance on the information because the limited procedures do not provide us with sufficient evidence to opine or provide any other assurance.

Supplementary and Other Information

Our audit was conducted to opine on Butler County's basic financial statements taken as a whole.

The introductory section, the financial section's combining statements, individual fund statements and schedules, and the statistical section information present additional analysis and are not a required part of the basic financial statements.

The statements and schedules are management's responsibility, and derive from and relate directly to the underlying accounting and other records used to prepare the basic financial statements. We subjected this information to the auditing procedures applied to the basic financial statements. We also applied certain additional procedures, including comparing and reconciling this information directly to the underlying accounting and other records used to prepare the basic financial statements or to the basic financial statements themselves in accordance with auditing standards generally accepted in the United States of America. In our opinion, this information is fairly stated in all material respects in relation to the basic financial statements taken as a whole.

We did not subject the introductory section and statistical section information to the auditing procedures applied to the audit of the basic financial statements and, accordingly, we express no opinion or any other assurance on them.

Other Reporting Required by Government Auditing Standards

In accordance with *Government Auditing Standards*, we have also issued our report dated June 29, 2016, on our consideration of Butler County's internal control over financial reporting and our tests of its compliance with certain provisions of laws, regulations, contracts and grant agreements and other matters. That report describes the scope of our internal control testing over financial reporting and compliance, and the results of that testing, and does not opine on internal control over financial reporting or on compliance. That report is an integral part of an audit performed in accordance with *Government Auditing Standards* in considering Butler County's internal control over financial reporting and compliance.



Julian & Grube, Inc.
June 29, 2016

BUTLER COUNTY, OHIO
MANAGEMENT'S DISCUSSION AND ANALYSIS
FOR THE YEAR ENDED DECEMBER 31, 2015
(Unaudited)

Management's Discussion and Analysis offers an introspective look at the finances of Butler County for the year ended December 31, 2015 and provides a readable overview of the County's financial performance. In addition to the information presented here, readers are also encouraged to review the transmittal letter, found on page iv, and the County's financial statements, beginning on page 15, for a more complete picture of Butler County's financial performance.

Financial Highlights

Key financial highlights for 2015 are as follows:

- The overall financial position for Butler County's operating fund, the General Fund, increased by \$7.1 million in 2015. This increase was primarily due to sales tax revenue, increased investment earnings and building permits.
- At December 31, 2015, governmental funds ending balance of \$138.0 million was higher than the same balance one year ago. Increases can be attributed to an increase in sales tax revenue, license and permits, and payments in lieu of taxes. Total governmental funds expenditures increased in 2015 by \$2.9 million due to an aggressive debt consolidation initiative in 2015.
- At December 31, 2015, Butler County had a total of \$152.3 million (excluding premiums and discounts) in outstanding long-term debt, 11% lower than the prior year. Governmental activities accounted for \$55.5 million, while \$96.8 million helped fund business type activities.

Overview of the Financial Statements

This discussion and analysis introduces you to Butler County's basic financial statements, which are made up of three components: 1) government-wide financial statements, 2) fund financial statements, and 3) notes to the financial statements. Other supplementary information is also contained within this report, including required supplementary information (RSI) on pension and infrastructure, the combining financial statements, individual fund schedules and statistical information.

Government-Wide Financial Statements

Butler County's government-wide financial statements include a Statement of Net Position and a Statement of Activities, which report the financial activities of the Butler County government as a whole, giving the reader a summary of County finances with a view of the bottom-line results of the County's operations. These statements are now prepared using the economic resources measurement focus and the accrual basis of accounting, similar to financial statements prepared in the private sector. As a result, all assets and deferred outflows of resources and liabilities and deferred inflows of resources of the County are accrued, and revenues and expenses are reported in the current year regardless of when the resulting cash flows occur.

The County's financial activities are identified in the government-wide financial statements as governmental activities or business-type activities.

Governmental Activities

Governmental activities constitute the majority of the County's operations and are financed primarily by operating grants, taxes, charges for services, capital grants, and other intergovernmental revenues. Butler County's governmental activities are accounted for in governmental funds and are classified as follows:

Legislative and Executive - general government operations including the offices of the Commissioners, Auditor, Treasurer, Prosecutor, Recorder, department of development, public defender, information services, board of elections, maintenance department, economic development, and records center.

Legislative and Executive-Intergovernmental – compensation agreements related to tax incremental financing and residential incentive districts where the county is paying the various school districts and townships.

Judicial - court related activities including the operations of the common pleas court, probate court, area courts, juvenile court, domestic relations court, municipal court, court services, court of appeals, and clerk of courts.

BUTLER COUNTY, OHIO
MANAGEMENT'S DISCUSSION AND ANALYSIS
FOR THE YEAR ENDED DECEMBER 31, 2015
(Unaudited)

Public Safety - activities associated with the protection of the public including the sheriff's operations, juvenile detention center, adult probation department, County paramedics, office of the coroner, and the criminal justice board.

Public Works - activities associated with maintaining county roads and bridges, the Butler County Regional Airport, litter control, and other associated community grant programs.

Public Works-Intergovernmental- these expense lines represent dollars contributed by the County for infrastructure construction projects where the county will not own the asset upon completion and maintenance costs for county roads, bridges and culverts, according to the modified approach for infrastructure.

Health- activities aimed at serving the public health, including activities provided by the Board of Developmental Disabilities, Mental Health Board, and the Alcohol and Drug Addiction Services Board.

Human Services- activities related to the provision of various forms of services and assistance to individuals, children, and families, including services provided or funded by the County Care Facility, Elderly Services Levy, Veterans Service Commission, Children Services Agency, Child Support Enforcement Agency, and the Department of Job and Family Services.

Conservation and Recreation- activities associated with conserving and maintaining the beauty of county lands, including the services provided through the Ohio State Agriculture Program and the Butler County Soil and Water Conservation District.

Interest and Fiscal Charges- activities related to expenditures on County bonds and notes for interest and related costs to issue debt.

Business-type activities

Business-type activities are those activities accounted for in enterprise funds, including the County's Water and Sewer operations. Business-type activities rely on user fees and other charges to wholly, or to a large extent, fund their operations.

Statement of Net Position

The Statement of Net Position reports all assets and deferred outflows of resources, and liabilities and deferred inflows of resources of the County, with net position being the difference between all elements. This statement is useful when evaluating the financial condition of the County. Monitoring the changes to net position over time is one indication of whether the County's financial condition is improving or deteriorating.

Statement of Activities

The Statement of Activities reports, for the current year, the changes to the County's net position, which is the difference between all other elements in a statement of financial position. However, the format of this statement departs from the more traditional "revenues less expenses equal net position" format you may see in the private sector.

Generally, private sector goals are to generate income, or simply put, maximize revenues. As such, private sector operating statements present revenues first. Expenses, which reduce revenue maximization, are presented next as a deduction against those revenues.

Public sector goals are different in that servicing the needs of the citizens, or spending, is what drives the financial activities. Thus, the Statement of Activities is designed to present expenses before revenues in order to emphasize that service activities dictate the level of resources that are required to be generated.

In the County's Statement of Activities, resources used to fund service activities are identified as either program revenues (resources received from people receiving services or in the form of operating and capital grants and contributions and interest) or general revenues (all non-program revenues, including taxes). Butler County operations have also been classified into distinct governmental or business-type service activities.

BUTLER COUNTY, OHIO
MANAGEMENT'S DISCUSSION AND ANALYSIS
FOR THE YEAR ENDED DECEMBER 31, 2015
(Unaudited)

These activities are reported in a format that allows the reader to see the extent to which each activity is supported or self-financed by program revenues or drawn from the general resources of the County. Therefore, the statement of activities is useful in assessing the level of self-sufficiency of the various governmental or business-type activities versus management established performance benchmarks.

The government-wide financial statements begin on page 15 of this report.

Fund Financial Statements

A fund is an accounting term referring to a segregated group of accounts used to account for and to assist with the management of financial resources received. Various funds may be established to account for specific activities or objectives of the County, and to demonstrate compliance with finance related legal requirements associated with those resources.

Fund financial statements provide additional and more detailed information about the County with an emphasis on major funds. Major funds are those governmental or enterprise funds that have been determined to be the most significant based on a defined set of financial criteria, as well as any other funds deemed to be particularly important to readers because of public interest or to ensure consistency between years. Information is presented separately in the fund financial statements for each of the major funds. Information for all non-major funds is aggregated and presented in a separate column on the fund financial statements. Detailed data for each of the non-major funds is provided in the combining statements and individual fund schedules that follow the basic financial statements.

All funds of Butler County are classified into one of three fund categories: governmental, proprietary or fiduciary.

Governmental Funds - Governmental funds are used to account for essentially the same functions reported as governmental activities in the government-wide financial statements, but use a different measurement focus. Governmental fund financial statements are prepared using the current financial resources measurement focus and modified accrual basis of accounting, a short-term view focusing on the flow of monies into and out of the funds and the year-end balances available for near-future spending. This is in contrast to the government-wide financial statements that incorporate a longer-term focus. The reconciliations included in the governmental fund financial statements compare the governmental funds information to the governmental activities information as reported in the government-wide financial statements.

Butler County maintains numerous individual governmental funds, the following of which are considered major funds: General, Developmental Disabilities, Job and Family Services/Children Services Agency and Mental Health. The basic governmental fund financial statements begin on page 18 of this report.

Proprietary Funds - The County uses two types of proprietary funds, enterprise funds and internal service funds. Since the proprietary fund financial statements are prepared using the same measurement focus and basis of accounting as the government-wide financial statements, they provide the same type of information, only in greater detail.

Enterprise funds are used to account for the county's water and sewer operations, which are the business-type activities reported in the government-wide financial statements.

Internal service funds are used to account for the financing of services provided by one department to other departments in the county on a cost-reimbursement basis. The County uses internal service funds to account for its health insurance and workers' compensation. Since these programs mostly benefit governmental rather than business functions, they have been included in the governmental activities in the government-wide financial statements. The basic proprietary fund financial statements begin on page 29 of this report.

Fiduciary Funds -Fiduciary funds are used to account for assets held by the County as an agent for outside parties and are accounted for in a manner similar to proprietary funds. Fiduciary funds are not presented in the government-wide financial statements as their resources are not available to support the County's governmental or business-type activities. The basic fiduciary fund financial statements begin on page 33 of this report.

BUTLER COUNTY, OHIO
MANAGEMENT'S DISCUSSION AND ANALYSIS
FOR THE YEAR ENDED DECEMBER 31, 2015
(Unaudited)

Notes to the Financial Statements

The notes to the financial statements are an integral part of the basic financial statements, providing additional important disclosures essential for a complete understanding of the financial data reported in the government-wide and fund financial statements. The notes to the financial statements begin on page 34 of this report.

To summarize, the government-wide financial statements report the County's activities as a whole, using a long-term, economic resources measurement focus while the fund financial statements report financial activities in more detail, with a shorter-term focus and emphasis on major funds. More simply, the primary focus of government-wide financial statements is demonstrating operational accountability, while the primary focus of the governmental fund financial statements is demonstrating fiscal accountability. Butler County management believes these basic financial statements provide the reader with the best information yet available to assess the level of Butler County's fiscal and operational accountability, both short-term and long-term.

Government-Wide Financial Analysis

The County recorded a \$33.3 million increase in total net position in 2015 due to governmental and business-type activities. Governmental activities increased \$22.5 million while business-type activities increased \$10.8 million. Capital assets are used to provide services to residents and do not represent assets that may be used for future spending.

Table 1
Net Position

	Governmental Activities		Business-Type Activities		Total	
	2015	Restated 2014	2015	Restated 2014	2015	Restated 2014
Assets						
Current and Other Assets	\$ 287,669,528	\$ 276,995,080	\$ 55,654,250	\$ 46,356,159	\$ 343,323,778	\$ 323,351,239
Capital Assets, Net	375,073,358	375,126,921	316,994,837	321,359,351	692,068,195	696,486,272
Total Assets	662,742,886	652,122,001	372,649,087	367,715,510	1,035,391,973	1,019,837,511
Deferred Outflows of Resources						
Deferred Charges on Refunding	741,160	555,711	1,247,557	2,009,685	1,988,717	2,565,396
Pension	13,308,584	9,356,613	902,529	598,989	14,211,113	9,955,602
Total Deferred Outflows on Resources	14,049,744	9,912,324	2,150,086	2,608,674	16,199,830	12,520,998
Liabilities						
Current and Other Liabilities	28,078,960	33,333,591	5,523,871	4,441,051	33,602,831	37,774,642
Long-Term Liabilities:						
Due Within One Year	10,098,474	11,323,809	9,193,311	8,594,977	19,291,785	19,918,786
Due in More than One Year	90,225,039	96,941,730	91,091,241	99,397,899	181,316,280	196,339,629
Net Pension Liability	75,423,338	73,815,468	5,782,298	5,556,003	81,205,636	79,371,471
Total Liabilities	203,825,811	215,414,598	111,590,721	117,989,930	315,416,532	333,404,528
Deferred Inflows of Resources						
Deferred Gain/(Loss) on Refunding	107,222	119,136	-	-	107,222	119,136
Property Taxes	60,472,817	59,562,684	-	-	60,472,817	59,562,684
Payment In Lieu of Taxes	8,906,589	7,239,492	-	-	8,906,589	7,239,492
Pension	1,326,759	-	99,863	-	1,426,622	-
Total Deferred Inflows	70,813,387	66,921,312	99,863	-	70,913,250	66,921,312
Net Position						
Net Investment in Capital Assets	330,113,913	321,739,181	218,780,552	216,149,252	548,894,465	537,888,433
Restricted:						
Capital Projects	11,530,000	7,655,585	-	-	11,530,000	7,655,585
Debt Service	3,514,042	2,743,221	-	-	3,514,042	2,743,221
Replacement and Improvement	-	-	5,300,000	5,300,000	5,300,000	5,300,000
Other Purposes	126,155,406	130,206,294	-	-	126,155,406	130,206,294
Unrestricted (Deficit)	(69,159,929)	(82,645,866)	39,028,037	30,885,002	(30,131,892)	(51,760,864)
Total Net Position	\$ 402,153,432	\$ 379,698,415	\$ 263,108,589	\$ 252,334,254	\$ 665,262,021	\$ 632,032,669

BUTLER COUNTY, OHIO
MANAGEMENT'S DISCUSSION AND ANALYSIS
FOR THE YEAR ENDED DECEMBER 31, 2015
(Unaudited)

During 2015, the County adopted GASB 68, "Accounting and Financial Reporting for Pensions an Amendment of GASB Statement 27," which significantly revises accounting for pension costs and liabilities. For reasons discussed below, many end users of this financial statement will gain a clearer understanding of the County's actual financial condition by adding deferred inflows related to pension and the net pension liability to the reported net position and subtracting deferred outflows related to pension.

Governmental Accounting Standards Board standards are national and apply to all government financial reports prepared in accordance with generally accepted accounting principles. When accounting for pension costs, GASB 27 focused on a funding approach. This approach limited pension costs to contributions annually required by law, which may or may not be sufficient to fully fund each plan's net pension liability. GASB 68 takes an earnings approach to pension accounting; however, the nature of Ohio's statewide pension systems and state law governing those systems requires additional explanation in order to properly understand the information presented in these statements.

Under the new standards required by GASB 68, the net pension liability equals the County's proportionate share of each plan's collective:

1. Present Value of estimated future pension benefits attributable to active and inactive employees' past service.
2. Minus plan assets available to pay these benefits.

GASB notes that pension obligations, whether funded or unfunded, are part of the "employment exchange" that is, the employee is trading his or her labor in exchange for wages, benefits, and the promise of a future pension. GASB noted that the unfunded portion of this pension promise is a present obligation of the government, part of a bargained-for benefit to the employee, and should accordingly be reported by the government as a liability since they received the benefit of the exchange. However, the County is not responsible for certain key factors affecting the balance of this liability. In Ohio, the employee shares the obligation of funding pension benefits with the employer. Both employer and employee contribution rates are capped by State statute. A change in these caps requires action of both Houses of the General Assembly and approval of the Governor. Benefit provisions are also determined by State statute. The employee enters the employment exchange with the knowledge that the employer's promise is limited not by contract but by law. The employer enters the exchange also knowing that there is a specific, legal limit to its contribution to the pension system. In Ohio, there is no legal means to enforce the unfunded liability of the pension system as against the public employer. State law operates to mitigate/lessen the moral obligation of the public employer to the employee, because all parties enter the employment exchange with notice as to the law. The pension system is responsible for the administration of the plan.

Most long-term liabilities have set repayment schedules or, in the case of compensated absences (i.e. sick and vacation leave), are satisfied through paid time-off or termination payments. There is no repayment schedule for the net pension liability. As explained above, changes in pension benefits, contribution rates, and return on investments affect the balance of the net pension liability, but are outside the control of the local government. In the event that contributions, investment returns, and other changes are insufficient to keep up with required pension payments, State statute does not assign/identify the responsible party for the unfunded portion. Due to the unique nature of how the net pension liability is satisfied, this liability is separately identified within the long-term liability section of the statement of net position. In accordance with GASB 68, the County's statements prepared on an accrual basis of accounting include an annual pension expense for their proportionate share of each plan's change in net pension liability not accounted for as deferred inflows/outflows.

As a result of implementing GASB 68, the County is reporting a net pension liability and deferred inflows/outflows of resources related to pension on the accrual basis of accounting. This implementation had the effect of restating net position at December 31, 2014, from \$444,157,270 to \$379,648,415 for governmental activities and from \$257,291,268 to \$262,334,254 for business-type activities.

BUTLER COUNTY, OHIO
MANAGEMENT'S DISCUSSION AND ANALYSIS
FOR THE YEAR ENDED DECEMBER 31, 2015
(Unaudited)

Total assets increased \$15.6 million in 2015 as shown in table 1. Current and other assets increased \$19.9 million in 2015, while capital assets net, saw a slight decrease of \$4.4 million as accumulated depreciation exceeded new asset acquisitions. Total liabilities decreased \$18.0 million primarily due to a decrease in long term liabilities due in more than one year. Total deferred inflows of resources increased \$4.0 million also due to the New Pension Deferred Inflow from GASB 68, as well as increase in real estate tax receivables and payments in lieu of taxes in 2015.

Governmental Activities: Total governmental assets increased \$10.6 million in 2015. Current and other assets were increased \$10.7 million due primarily to an increase in the overall cash and cash equivalents in governmental activities. Capital assets net, displayed a decrease of \$0.1 million due to depreciation exceeding asset acquisitions from capital projects. Long-term liabilities saw a decrease of \$6.3 million due primarily to Butler County's aggressive debt reduction plan and various purpose refundings.

The County's governmental program expenses exceeded program revenues in 2015 by \$109.3 million, and with an infusion of \$131.7 million of general revenues. Program revenues supporting governmental activities decreased overall during 2015 to \$118.2 million. Charges for services increased \$1.4 million while operating grants, contributions, and interest were down \$4.3 million due to reductions in intergovernmental revenues. Capital grants, contributions, and interest program revenue decreased \$2.9 million due primarily to reduction in federal dollars from the Ohio Department of Transportation for road projects.

In addition, expenses decreased \$34.0 million in 2015, with the largest areas of decrease being in public works and public works - intergovernmental. These expense lines represent dollars contributed by the county for infrastructure construction projects where the county will not own the asset upon completion and maintenance costs for county roads, bridges and culverts, according to the modified approach for infrastructure.

General revenues increased \$10.3 million in 2015. Sales tax revenues had the largest increase at \$4.0 million. In addition, other local taxes, grants and entitlements, payments in lieu of taxes, and investment earnings not restricted to specific programs and other revenues increased \$4.7 million in 2015.

Table 2
Changes in Net Position

	Governmental Activities		Business-Type Activities		Total	
	2015	2014	2015	2014	2015	2014
Revenues						
Program Revenues:						
Charges for Services	\$ 47,012,547	\$ 45,607,053	\$ 38,182,151	\$ 39,014,790	\$ 85,194,698	\$ 84,621,843
Operating Grants, Contributions and Interest	55,728,383	60,011,203	-	-	55,728,383	60,011,203
Capital Grants, Contributions and Interest	15,507,242	18,375,011	16,319,606	9,124,376	31,826,848	27,499,387
Program Revenues Subtotal	118,248,172	123,993,267	54,501,757	48,139,166	172,749,929	172,132,433
General Revenues:						
Property Taxes	61,386,518	59,787,558	-	-	61,386,518	59,787,558
Sales Taxes	41,852,127	37,838,169	-	-	41,852,127	37,838,169
Local Taxes	2,630,441	2,573,824	-	-	2,630,441	2,573,824
Payments in Lieu of Taxes	11,121,767	7,677,467	-	-	11,121,767	7,677,467
Grants and Entitlements Not Restricted to Specific Programs	11,646,619	10,151,118	-	-	11,646,619	10,151,118
Investment Earnings	2,021,819	1,647,518	3,192	3,183	2,025,011	1,650,701
Other	1,089,009	1,738,420	2,085,361	564,496	3,174,370	2,302,916
General Revenues Subtotal	131,748,300	121,414,074	2,088,553	567,679	133,836,853	121,981,753
Total Revenues	\$ 249,996,472	\$ 245,407,341	\$ 56,590,310	\$ 48,706,845	\$ 306,586,782	\$ 294,114,186

(Continued)

BUTLER COUNTY, OHIO
MANAGEMENT'S DISCUSSION AND ANALYSIS
FOR THE YEAR ENDED DECEMBER 31, 2015
(Unaudited)

Table 2 (Continued)
Changes in Net Position

	Governmental Activities		Business-Type Activities		Total	
	2015	2014	2015	2014	2015	2014
Program Expenses						
General Government:						
Legislative and Executive	\$ 27,378,605	\$ 26,611,419	\$ -	\$ -	\$ 27,378,605	\$ 26,611,419
Legislative and Executive - Intergovernmental	10,696,773	8,220,239			10,696,773	8,220,239
Judicial	14,062,880	14,147,921	-	-	14,062,880	14,147,921
Public Safety	48,837,270	48,432,082	-	-	48,837,270	48,432,082
Public Works	16,645,367	25,448,175	-	-	16,645,367	25,448,175
Public Works - Intergovernmental	2,072,738	29,572,347	-	-	2,072,738	29,572,347
Health	45,296,552	42,998,095	-	-	45,296,552	42,998,095
Human Services	60,022,447	62,154,796	-	-	60,022,447	62,154,796
Conservation and Recreation	485,924	475,591	-	-	485,924	475,591
Interest and Fiscal Charges	2,042,899	3,431,350	-	-	2,042,899	3,431,350
Sewer	-	-	24,241,026	24,186,307	24,241,026	24,186,307
Water	-	-	21,574,949	26,569,602	21,574,949	26,569,602
Total Expenses	227,541,455	261,492,015	45,815,975	50,755,909	273,357,430	312,247,924
Change in Net Position Before Transfers	22,455,017	(16,084,674)	10,774,335	(2,049,064)	33,229,352	(18,133,738)
Transfers	-	(3,415)	-	3,415	-	-
Change in Net Position	22,455,017	(16,088,089)	10,774,335	(2,045,649)	33,229,352	(18,133,738)
Net Position at Beginning of Year-Restated	379,698,415	N/A	252,334,254	N/A	632,032,669	N/A
Net Positions at End of Year	\$ 402,153,432	\$ 379,698,415	\$ 263,108,589	\$ 204,195,088	\$ 665,262,021	\$ 583,893,503

The information necessary to restate the 2014 beginning balances and the 2014 pension expense amounts for the effects of the initial implementation of GASB 68 is not available. Therefore, 2014 functional expenses still include pension expense of \$9,955,602 computed under GASB 27. GASB 27 required recognizing pension expense equal to the contractually required contributions to the plan. Under GASB 68, pension expense represents additional amounts earned, adjusted by deferred inflows/outflows. The contractually required contribution is no longer a component of pension expense. Under GASB 68, the 2015 statements report pension expense of \$8,883,502. Consequently, in order to compare 2015 total program expenses to 2014, the following adjustments are needed:

	Governmental Activities	Business Type Activities	Totals
Total 2015 program expenses under GASB 68	\$ 227,541,455	\$ 45,815,975	\$ 273,357,430
Pension expense under GASB 68	(8,261,657)	(621,845)	(8,883,502)
2015 contractually required contribution	9,278,999	599,227	9,878,226
Adjusted 2015 Program Expense	228,558,797	45,793,357	274,352,154
Total 2014 program expenses under GASB 27	261,492,015	50,755,909	312,247,924
Increase/Decrease in program expenses not related to pension	\$ (32,933,218)	\$ (4,962,552)	\$ (37,895,770)

BUTLER COUNTY, OHIO
MANAGEMENT'S DISCUSSION AND ANALYSIS
FOR THE YEAR ENDED DECEMBER 31, 2015
(Unaudited)

Business-Type Activities: The County's sewer and water operations constitute the business-type activities. In 2015, the Water and Sewer combined funds net position increased \$11.0 million from 2014.

Fund Analysis

As mentioned above, various funds have been established to account for specific County activities or objectives. A summary of the most significant fiscal activity in the County's funds follows.

Governmental Funds: Governmental funds report County financial activity focusing on the near-term flow of expendable resources and assists in demonstrating fiscal accountability. Thus, fund balances provide us with a snapshot of what resources are available at year-end for near-term spending, and the analysis of changes to fund balances over time, assists in evaluating the degree to which a specific program, or a group of activities, is "living within its means."

At year-end, the governmental funds combined ending fund balance of \$138.0 million was higher than the same balance just one year ago, a \$17.0 million increase overall. Total governmental fund expenditures increased from \$234.8 million in 2014 to \$237.6 million in 2015.

The overall financial position for Butler County's operating fund, the General Fund, increased by \$7.1 million in 2015 primarily due to sales tax revenue, increased investment earnings and building permits. General Fund expenditures increased \$2.5 million in 2015 primarily due to public safety expenses for the merger of the City of Hamilton dispatch into the County as well as juvenile detention center costs. Legislative and Executive and Judicial expenses increased slightly from 2014. Transfers out increased \$1.1 million as the General Fund contributed money to other funds primarily for matching grant dollars.

The Butler County Developmental Disabilities (BCDD) Fund decreased \$2.7 million in fund balance during 2015. Revenues and expenditures remained fairly consistent in 2015. Revenues were short of expenditures by \$2.7 million contributing to the decreased fund balance.

The Job and Family Services/Children Services Agency Fund experienced an increase to expenditures in 2015 of \$0.5 million. Revenues increased in 2015 by \$5.6 million. The primary increase is due to intergovernmental revenue as well as a slight increase in Property Tax revenue. Job and Family Services/Children Services Agency Fund increased expenditures in personnel costs in 2015. Expenditures were short of Revenue amounts by \$2.3 million in 2015.

The Mental Health and Addiction Recovery Services Fund revenues increased in 2015 by \$2.8 million due to the merger of the Mental Health and ADAS boards. Expenditures also increased \$2.8 million as a result of the merger as well. Both boards continue to receive their funding from the State level.

Only a portion of the \$138.0 million fund balance in the governmental funds is available for spending in next year's budget. This is referred to as restricted, committed and assigned fund balance, and at December 31, 2015, the restricted, committed, and assigned fund balances for the governmental funds had increased to \$119.9 million.

The nonspendable fund balance of \$4.8 million includes amounts that cannot be spent because they are not in spendable form, or legally or contractually required to be maintained intact such as prepaid items, materials and supplies inventory, loans receivable, trust funds and interfund loans. The assigned fund balance of \$1.4 million, consisting of encumbrances is intended to be used by the County for specific purposes but do not meet the criteria to be classified as restricted or committed.

Proprietary Funds: The proprietary funds financial statements provide the same information as seen in the government-wide financial statements, only in more detail. A summary of financial activity occurring in the Sewer and Water Enterprise Funds follows.

Sewer Fund: The Sewer Fund's \$33.3 million in current assets at the end of 2015, which is principally comprised of \$31.0 million in equity in pooled cash and cash equivalents, as compared with current liabilities of \$8.4 million at year-end, leaving a \$24.9 million safety margin of working capital (current assets less current liabilities) for ongoing operations, additional debt service, and contingencies.

BUTLER COUNTY, OHIO
MANAGEMENT'S DISCUSSION AND ANALYSIS
FOR THE YEAR ENDED DECEMBER 31, 2015
(Unaudited)

Operating revenues during 2015 were \$18.3 million, while operating expenses were \$22.0 million resulting in an operating loss of \$3.7 million for 2015. In comparing 2015 to 2014, depreciation and amortization expense continues to be the largest category and, for 2015, at \$9.7 million, remained fairly consistent. The next-largest category, personal services, comprising employees' salaries and fringe benefits, increased slightly in 2015 from \$5.5 million in 2014 to \$5.6 million. Contractual services remained about the same as 2014 at \$4.8, materials and supplies remained fairly consistent as well at \$1.4 million for 2015.

Water Fund: The Water Fund's current assets of \$16.9 million consisted largely of equity in pooled cash and cash equivalents at \$15.0 million. The current assets of \$16.9 million compared to current liabilities of \$6.2 million which leaves a safety margin of working capital of \$10.7 million for ongoing operations, additional debt service, and contingencies.

Operating revenues during 2015 were \$20.2 million. Operating expenses were \$19.3 million resulting in an operating income of \$.8 million for 2015. Contractual services made up the largest category of operating expenses at \$9.4 million for 2015, and represented a decrease over 2014. Depreciation and amortization expense remained consistent at \$6.8 million. Personal services, comprised of employees' salaries and fringe benefits, decreased slightly to \$2.3 million in 2015. Overall net position increased \$6.3 million as expenses were short of revenues in 2015.

General Fund Budget Analysis

Several events influenced the budgetary process and actual results for the year of 2015. The General Fund's final 2015 appropriation budget, at \$78.6 million excluding other financing uses, was 7.8% higher than the original appropriation budget. The final budget included an additional \$2.5 million for legislative and executive and an additional \$2.8 million for public safety. The increases in budget were due primarily to unexpected maintenance items, legal fees, a telephone system upgrade, the establishment of a centralized human resources department and negotiated salary and benefit increases. The General Fund final revenue budget increased from \$82.5 million to \$83.9 million. An increase of \$3.1 million in sales tax revenues as well as a \$0.7 million increase in license and permits contributed to the major changes in revenue. The remaining County General Fund final budget and actual items remained fairly consistent with original and final budget estimates.

Capital Asset and Debt Administration

Capital Assets

Capital assets include County owned land and easements, land improvements, buildings and improvements, furniture, fixtures and equipment, vehicles, infrastructure, water rights, water and sewer mains, and construction in progress. Butler County's total investment in capital assets for governmental and business-type activities (net of accumulated depreciation) amounts to \$692.1 million as of December 31, 2015. Table 3 contains a summary of capital assets as of December 31, 2015, compared to assets owned by the County at year-end 2014.

Table 3
Butler County Capital Assets

	Governmental Activities		Business-type Activities		Total	
	2015	2014	2015	2014	2015	2014
Land and Easements	\$ 17,497,203	\$ 17,497,203	\$ 1,544,056	\$ 1,544,056	\$ 19,041,259	\$ 19,041,259
Land Improvements	7,548,565	7,155,457	814,712	1,034,530	8,363,277	8,189,987
Buildings and Improvements	64,626,616	68,483,997	82,019,992	42,746,386	146,646,608	111,230,383
Furniture, Fixtures and Equipment	36,031,437	38,595,381	28,154,341	21,471,832	64,185,778	60,067,213
Vehicles	3,045,403	2,969,431	68,532	73,602	3,113,935	3,043,033
Infrastructure	244,207,828	238,453,291	-	-	244,207,828	238,453,291
Water Rights	-	-	14,334,072	16,289,640	14,334,072	16,289,640
Water and Sewer Mains	-	-	184,643,866	184,157,352	184,643,866	184,157,352
Construction in Progress	2,116,306	1,972,161	5,415,266	54,041,953	7,531,572	56,014,114
Total	\$ 375,073,358	\$ 375,126,921	\$ 316,994,837	\$ 321,359,351	\$ 692,068,195	\$ 696,486,272

BUTLER COUNTY, OHIO
MANAGEMENT'S DISCUSSION AND ANALYSIS
FOR THE YEAR ENDED DECEMBER 31, 2015
(Unaudited)

Significant capital asset activity (See Note 10) occurring during 2015 included the following:

Governmental activities capital assets decreased \$53,563 from 2014 to 2015. Land and easements improvements remained the same as reported in 2014. Building improvements, and furniture fixtures and equipment decreased as depreciation expense offset any asset additions in 2015. Infrastructure saw an increase due to activity in 2015 related to a variety of construction projects including improvements to Cincinnati Dayton and Liberty Fairfield Road

Business-Type Activities capital assets decreased \$4.4 million in 2015. All asset categories other than land, and building improvements, and furniture, fixtures and equipment decreased as depreciation expense offset any asset additions in 2015. Construction in progress decreased \$48.63 million with completion of the Lesourdesville Wastewater Treatment Plant Phase II. In addition, water and sewer projects included Polybutylene Service Line replacements, Queen Acres Erosion and Mill Creek Confluence Restoration.

Infrastructure Assets: Infrastructure assets refer to county roads, bridges, and culverts, and are reported in the governmental activities. Butler County, through the Engineer's Office, maintains an infrastructure asset system that incorporates the "modified approach" method of reporting infrastructure as provided for in Governmental Accounting Standards Board Statement No. 34. Under the modified approach, the County does not use historical cost-based depreciation as a measure of the cost of use for infrastructure assets. Instead, all expenditures made for infrastructure assets that preserve the useful life of the assets are expensed during the year incurred. Expenditures that increase the capacity or efficiency of the infrastructure assets (additions or improvements) are capitalized. The County ensures that infrastructure assets are being preserved at, or above, previously established condition-levels by performing periodic conditional assessments of the infrastructure. Based on these assessment findings, a budget is prepared for the maintenance and repair of these assets. During 2015, the County budgeted \$1.9 million for roads, \$2.0 million for bridges and \$0.05 million for culvert improvements.

Butler County manages its roadway system through the performance of three year conditional assessments, using factors such as age of pavement, surface condition and traffic volume and type. Roads are assigned a pavement rating based on a scale of one to four, with one being excellent and four being poor. It is the County's policy to maintain the county roadway system where at least 90% of the roads have a rating of three (3) or better. A fifteen-year paving plan is developed in order to keep the County's roads at condition levels established per policy. Actual maintenance spending on county roads in 2015 was \$1.9 million and the most recent roadway system assessment (2014) indicates that 95% of county roads are currently assessed at a rating of three or better.

The County manages its bridges using a General Appraisal and Operational Status condition coding system as developed by the Federal Highway Administration. The condition of a bridge is rated from zero to nine, with nine being excellent condition and zero meaning the bridge is in a failed or closed condition. Bridges are inspected on an annual basis as required by Ohio law and rated for infrastructure GAAP reporting every three years.

It is the policy of the County Engineer to maintain the bridges such that 85% of the structures have a General Appraisal rating of five (5 - Fair) or better. The County spent \$2.0 million in 2015 to maintain the bridges and the most recent bridge system assessment (2014) indicates that 92% of County bridges are currently assessed at a rating of five or better.

The Engineer inspects culverts on a three year basis, and conditional assessments are given based on a rating scale of one to four, with one meaning the culvert is in good condition and does not require repair, while a four rating means the culvert is in critical condition and is no longer functioning as designed. It is the policy of the County Engineer to maintain 75% of the culverts in a condition of two (2 - Fair) or better. The County spent \$0.05 million in 2015 to maintain culverts and the most recent culvert system assessment (2014) indicates that 78% of the culverts are currently assessed at a rating of two or better. Additional information regarding capital assets can be found in Note 10 to the financial statements and the Required Supplementary Information on page 95 for additional infrastructure information.

Long-Term Debt

At December 31, 2015, Butler County had a total of \$152.3 million (excluding premiums and discounts) in outstanding long-term debt, 11% lower than the prior year. Funded governmental activities accounted for \$55.5 million, while \$96.8 million helped fund business type activities. Governmental activities long-term debt dropped \$10.8 million due to

BUTLER COUNTY, OHIO
MANAGEMENT'S DISCUSSION AND ANALYSIS
FOR THE YEAR ENDED DECEMBER 31, 2015
(Unaudited)

scheduled maturities and the refunding of the 2006 various purpose issue. Business-type activities long-term debt decreased by \$7.2 million during 2015 due to the difference between scheduled maturity payments, refunding of the 2005 Water Bonds and 2004 sewer revenue bond done in 2014, as well as the issuance of additional loans for the Lesourdsville, Polybutelyene, and Liberty-Fairfield Water Main projects.

Table 4
Butler County Outstanding Long-Term Debt

	Governmental Activities		Business-type Activities		Total	
	2015	2014	2015	2014	2015	2014
General Obligation Bonds	\$ 47,260,000	\$ 52,160,000	\$ 6,494,900	\$ 7,257,110	\$ 53,754,900	\$ 59,417,110
Sales Tax Bonds	-	4,800,029	-	-	-	4,800,029
Special Assessment debt with governmental commitment	6,677,850	7,574,670	-	-	6,677,850	7,574,670
Long-term Loans	1,527,744	1,701,478	30,040,388	29,950,717	31,568,132	31,652,195
Revenue Bonds	-	-	38,063,850	43,061,020	38,063,850	43,061,020
Water Judgment Bonds	-	-	22,185,000	23,705,000	22,185,000	23,705,000
Capital Leases	11,613	31,911	3,291	5,935	14,904	37,846
Total	\$ 55,477,207	\$ 66,268,088	\$ 96,787,429	\$ 103,979,782	\$ 152,264,636	\$ 170,247,870

The County's long-term debt consisted of \$82.7 million in obligations backed by the full faith and credit of Butler County, including \$53.8 million in general obligation bonds, \$22.2 million in water judgment bonds, and \$6.7 million in special assessment bonds, for which Butler County is liable in case of default of the property owners subject to the assessment. A total of \$65.1 million of the total outstanding debt represent bonds secured by specified revenue sources, including water and sewer revenues, and sales tax revenues.

Ohio law, through its direct and indirect debt limitations, restricts the amount of debt the County may issue. The County's total direct debt limit at December 31, 2015 was \$182.8 million and the legal debt margin (debt limit minus net debt) was \$160.5 million. The County's unvoted direct debt limit was \$73.7 million and the unvoted direct debt margin was \$51.5 million. The debt margins for total debt and unvoted debt reflect a slight decrease over the previous year due to reductions in general obligation bonds and notes.

Ohio's indirect debt limitation, referred to as the ten-mill limitation, further limits the total unvoted general obligation debt that may be issued among overlapping subdivisions to a maximum of 10 mills per dollar of assessed valuation. Since the 10 mills must be shared by the overlapping subdivisions, and is available on a first-come, first serve basis, the level of debt issued by any overlapping political subdivision thus affects the County's ability to issue unvoted general obligation debt.

For example, depending on how much room is available under the 10-mill limitation, a relatively small debt issuance by an overlapping subdivision with a low assessed valuation could significantly hinder, or temporarily lock out, the County's ability to issue unvoted general obligation debt. This limitation would continue until unvoted general obligation debt was retired by either subdivision, or until the total assessed value of the subdivision or the County increased, which occurs around December of each year. The County continues to monitor the debt activity of all overlapping subdivisions for the potential effect on future financings.

Butler County's general obligation bond issues are rated at Aa2 and the sales tax bonds are Aa2 by Moody's Investors Services. The water and sewer district currently maintains a credit rating from Moody's of Aa3.

Besides the long-term bonds outstanding, the County also is liable for other long-term obligations in the form of capital leases payable, claims payable, compensated absences payable and long term contracts payable. Governmental activities capital leases totaled \$12 thousand at year-end, for various equipment and vehicles throughout the County. Claims payable at year-end was \$3.0 million representing outstanding workers' compensation claims against the County. Compensated absences payable at year-end was \$7.6 million for governmental activities and \$0.8 million for

BUTLER COUNTY, OHIO
MANAGEMENT'S DISCUSSION AND ANALYSIS
FOR THE YEAR ENDED DECEMBER 31, 2015
(Unaudited)

business-type activities. The total liability for capital leases, claims, and compensated absences payable for governmental and business-type activities was \$11.4 million at December 31, 2015.

Contracts payable represent long term agreements for the payment of bonds issued by the Butler County Transportation Improvement District and the Butler County Port Authority for economic growth. The County has pledged revenues from the Voice of America TIF as one of the primary sources of revenue for these securities. The liability remaining at the end of 2015 for these contracts is \$31.6 million. Additional information about the County's long-term obligations can be found in Note 17 to the financial statements.

Economic and Other Potentially Significant Matters

Butler County continues to receive inquiries from potential businesses looking at developing or relocating to Butler County. University Pointe and West Chester Hospital, which opened in 2009, have drawn dozens of medical-related facilities to the uptown area. In addition, Steiner and Associates completed phase I construction in Butler County for a \$300 million mixed-use development that was built near the intersection of Interstate 75 and Ohio 129 in Liberty Township..

Requests for Information

The Management's Discussion and Analysis is intended to provide a general overview of Butler County's finances. Questions concerning any of the information provided in this report, or requests for additional financial information should be addressed to the Butler County Auditor, 130 High Street, Hamilton, Ohio, 45011.

Butler County, Ohio
Statement of Net Position
December 31, 2015

	Primary Government			Component Units
	Governmental Activities	Business-Type Activities	Total	
Assets				
Equity in Pooled Cash and Cash Equivalents	\$ 157,028,098	\$ 51,493,219	\$ 208,521,317	\$ 467,174
Cash and Cash Equivalents:				
In Segregated Accounts	5,139	500	5,639	-
With Fiscal Agents	40,000	-	40,000	2,106,778
Accounts Receivable	1,045,977	2,939,570	3,985,547	7,500
Assessed Valuation Charges Receivable	-	-	-	168,438
Facility Charges Receivable	-	-	-	96,242
Due from Other Governments	34,702,298	-	34,702,298	269,641
Accrued Interest Receivable	356,698	-	356,698	-
Prepaid Items	916,922	174,535	1,091,457	9,631
Internal Balances	1,653	(1,653)	-	-
Materials and Supplies Inventory	1,330,248	239,028	1,569,276	-
Property Taxes Receivable	62,528,845	-	62,528,845	-
Sales Tax Receivable	11,412,826	-	11,412,826	-
Other Local Taxes Receivable	279,353	-	279,353	-
Payments in Lieu of Taxes Receivable	9,001,552	-	9,001,552	-
Loans Receivable	651,555	-	651,555	-
Special Assessments Receivable	8,368,364	809,051	9,177,415	-
Receivables from Conduit Debt Recipients	-	-	-	62,640,000
Assets Held for Resale	-	-	-	323,864
Capital Assets:				
Nondepreciable Capital Assets	263,821,337	6,959,322	270,780,659	2,333,662
Depreciable Capital Assets, net	111,252,021	310,035,515	421,287,536	40,691,790
Total Assets	662,742,886	372,649,087	1,035,391,973	109,114,720
Deferred Outflows of Resources:				
Deferred Charge on Refunding	741,160	1,247,557	1,988,717	-
Pension	13,308,584	902,529	14,211,113	-
Total Deferred Outflows of Resources:	14,049,744	2,150,086	16,199,830	-
Liabilities				
Accounts Payable	1,163,978	375,371	1,539,349	3,637
Contracts Payable	6,389,958	2,707,658	9,097,616	1,064,703
Accrued Wages and Benefits	5,195,638	358,231	5,553,869	-
Due to Other Governments	652,364	1,261,441	1,913,805	-
Matured Bonds Payable	13,250	-	13,250	-
Matured Interest Payable	5,543	-	5,543	-
Accrued Interest Payable	536,229	685,685	1,221,914	96,764
Notes Payable	14,122,000	-	14,122,000	-
Refundable Deposits	-	135,485	135,485	-
Unearned Revenue	-	-	-	212,397
Long-Term Liabilities:				
Due Within One Year	10,098,474	9,193,311	19,291,785	100,000
Due In More Than One Year:				
Net Pension Liability (See Note 12)	75,423,338	5,782,298	81,205,636	-
Other Amounts	90,225,039	91,091,241	181,316,280	93,786,334
Total Liabilities	203,825,811	111,590,721	315,416,532	95,263,835
Deferred Inflows of Resources				
Deferred Gain on Refunding	107,222	-	107,222	-
Property Taxes not Levied to Finance Current Year Operations	60,472,817	-	60,472,817	-
Payment in Lieu of Taxes not Intended to Finance Current Year Operations	8,906,589	-	8,906,589	-
Pension	1,326,759	99,863	1,426,622	-
Total Deferred Inflows of Resources	70,813,387	99,863	70,913,250	-
Net Position				
Net Investment in Capital Assets	330,113,913	218,780,552	548,894,465	15,523,546
Restricted for:				
Capital Outlay	11,530,000	-	11,530,000	-
Debt Service	3,514,042	-	3,514,042	-
Replacement and Improvement	-	5,300,000	5,300,000	-
Developmental Disabilities	35,701,457	-	35,701,457	-
Nonexpendable	951,853	-	951,853	-
Expendable	90,658	-	90,658	-
Job and Family/Children Services Agency	14,180,594	-	14,180,594	-
Elderly Services Levy	12,699,962	-	12,699,962	-
Mental Health and Addiction Recovery Services	17,688,642	-	17,688,642	-
Motor Vehicle	16,000,056	-	16,000,056	-
All Other Public Works	15,601,770	-	15,601,770	-
Other Purposes	13,240,414	-	13,240,414	-
Unrestricted (Deficit)	(69,159,929)	39,028,037	(30,131,892)	(1,672,661)
Total Net Position	\$ 402,153,432	\$ 263,108,589	\$ 665,262,021	\$ 13,850,885

See accompanying notes to the basic financial statements

Butler County, Ohio
Statement of Activities
For the Year Ended December 31, 2015

	Program Revenues		
	Expenses	Charges for Services	Operating Grants, Contributions, and Interest
Governmental Activities			
General Government:			
Legislative and Executive	\$ 27,378,605	\$ 19,803,986	\$ 18,731
Legislative and Executive - Intergovernmental	10,696,773	-	-
Judicial	14,062,880	5,207,567	1,668,387
Public Safety	48,837,270	11,983,177	5,237,568
Public Works	16,645,367	1,676,448	3,317,221
Public Works - Intergovernmental	2,072,738	-	-
Health	45,296,552	1,460,105	13,959,839
Human Services	60,022,447	6,847,425	31,526,637
Conservation and Recreation	485,924	33,839	-
Interest and Fiscal Charges	2,042,899	-	-
Total Governmental Activities	227,541,455	47,012,547	55,728,383
Business-Type Activities			
Sewer	24,241,026	18,071,012	-
Water	21,574,949	20,111,139	-
Total Business-Type Activities	45,815,975	38,182,151	-
Total Primary Government	\$ 273,357,430	\$ 85,194,698	\$ 55,728,383
Component Units	\$ 2,452,705	\$ 390,003	\$ 855,345

General Revenues
Taxes Levied for:
 General Purposes
 Developmental Disabilities
 Children Services Agency
 Mental Health
 Elderly Services Levy
Sales Tax
Local Taxes
Payments in Lieu of Taxes
Grants and Entitlements not Restricted
 to Specific Programs
Investment Earnings
Other
Total General Revenues

Change in Net Position

Net Position at Beginning of Year - Restated (See Note 3)

Net Position at End of Year

See accompanying notes to the basic financial statements

Net (Expense) Revenue and Changes in Net Position				
Capital Grants, Contributions, and Interest	Primary Government			Component Units
	Governmental Activities	Business-Type Activities	Total	
\$ -	\$ (7,555,888)	\$ -	\$ (7,555,888)	\$ -
-	(10,696,773)	-	(10,696,773)	-
-	(7,186,926)	-	(7,186,926)	-
-	(31,616,525)	-	(31,616,525)	-
15,507,242	3,855,544	-	3,855,544	-
-	(2,072,738)	-	(2,072,738)	-
-	(29,876,608)	-	(29,876,608)	-
-	(21,648,385)	-	(21,648,385)	-
-	(452,085)	-	(452,085)	-
-	(2,042,899)	-	(2,042,899)	-
15,507,242	(109,293,283)	-	(109,293,283)	-
9,572,832	-	3,402,818	3,402,818	-
6,746,774	-	5,282,964	5,282,964	-
16,319,606	-	8,685,782	8,685,782	-
<u>\$ 31,826,848</u>	<u>(109,293,283)</u>	<u>8,685,782</u>	<u>(100,607,501)</u>	<u>-</u>
<u>\$ 15,289,634</u>	<u>-</u>	<u>-</u>	<u>-</u>	<u>14,082,277</u>
	12,720,083	-	12,720,083	-
	18,320,664	-	18,320,664	-
	13,245,299	-	13,245,299	-
	8,491,029	-	8,491,029	-
	8,609,443	-	8,609,443	-
	41,852,127	-	41,852,127	-
	2,630,441	-	2,630,441	-
	11,121,767	-	11,121,767	-
	11,646,619	-	11,646,619	154,316
	2,021,819	3,192	2,025,011	-
	1,089,009	2,085,361	3,174,370	79,659
	<u>131,748,300</u>	<u>2,088,553</u>	<u>133,836,853</u>	<u>233,975</u>
	22,455,017	10,774,335	33,229,352	14,316,252
	<u>379,698,415</u>	<u>252,334,254</u>	<u>632,032,669</u>	<u>(465,367)</u>
<u>\$</u>	<u>402,153,432</u>	<u>\$ 263,108,589</u>	<u>\$ 665,262,021</u>	<u>\$ 13,850,885</u>

Butler County, Ohio
Balance Sheet
Governmental Funds
December 31, 2015

	General	Developmental Disabilities	Job and Family Services/Children Services Agency	Mental Health and Addiction Recovery Services
Assets				
Equity in Pooled Cash and Cash Equivalents	\$ 28,759,372	\$ 32,892,372	\$ 6,997,045	\$ 15,651,370
Cash and Cash Equivalents:				
In Segregated Accounts	1,599	-	-	-
With Fiscal Agents	-	40,000	-	-
Receivables:				
Property Taxes	12,944,352	18,685,928	13,467,395	8,685,681
Sales Taxes	11,412,826	-	-	-
Other Local Taxes	-	-	-	-
Payments in Lieu of Taxes	-	-	-	-
Accounts	554	6,340	-	29,651
Due from Other Governments	5,770,231	3,790,448	10,636,538	2,583,202
Accrued Interest	356,698	-	-	-
Special Assessments	-	-	-	-
Loans	81,904	-	-	-
Due from Other Funds	74,372	156,877	-	-
Prepaid Items	596,531	27,043	37,110	20,777
Materials and Supplies Inventory	139,520	22,059	11,124	2,110
Advances to Other Funds	961,756	-	-	-
Total Assets	\$ 61,099,715	\$ 55,621,067	\$ 31,149,212	\$ 26,972,791
Liabilities				
Accounts Payable	\$ 672,881	\$ 58,411	\$ 52,073	\$ 4,892
Contracts Payable	1,395,309	448,974	2,199,447	688,867
Accrued Wages and Benefits Payable	2,479,902	545,265	720,178	54,837
Due to Other Funds	-	60	38,842	-
Due to Other Governments	52,543	124,158	240	42,500
Advances from Other Funds	-	-	-	36,600
Matured Bonds Payable	-	-	-	-
Matured Interest Payable	-	-	-	-
Accrued Interest Payable	-	-	-	-
Notes Payable	-	-	-	-
Total Liabilities	4,600,635	1,176,868	3,010,780	827,696
Deferred Inflows of Resources				
Property Taxes not Levied to Finance the Current Year Operations	12,538,223	18,051,351	13,044,344	8,368,393
Payment in Lieu of Taxes not Levied to Finance the Current Year Operations	-	-	-	-
Unavailable Revenue	13,496,463	4,100,759	10,141,987	2,180,001
Total Deferred Inflows of Resources	26,034,686	22,152,110	23,186,331	10,548,394
Fund Balances				
Nonspendable	1,779,711	49,102	48,234	22,887
Restricted	-	32,242,987	4,903,867	15,573,814
Assigned	1,402,283	-	-	-
Unassigned (Deficit)	27,282,400	-	-	-
Total Fund Balances	30,464,394	32,292,089	4,952,101	15,596,701
Total Liabilities, Deferred Inflows of Resources and Fund Balances	\$ 61,099,715	\$ 55,621,067	\$ 31,149,212	\$ 26,972,791

See accompanying notes to the basic financial statements

Non Major Governmental Funds	Total Governmental Funds
\$ 67,384,297	\$ 151,684,456
3,540	5,139
-	40,000
8,745,489	62,528,845
-	11,412,826
279,353	279,353
9,001,552	9,001,552
1,009,432	1,045,977
11,921,879	34,702,298
-	356,698
8,368,364	8,368,364
569,651	651,555
19,972	251,221
234,961	916,422
1,155,435	1,330,248
-	961,756
<u>\$ 108,693,925</u>	<u>\$ 283,536,710</u>
\$ 375,721	\$ 1,163,978
1,657,361	6,389,958
1,378,710	5,178,892
53,789	92,691
432,923	652,364
925,156	961,756
13,250	13,250
5,543	5,543
32,490	32,490
14,122,000	14,122,000
<u>18,996,943</u>	<u>28,612,922</u>
8,470,506	60,472,817
8,906,589	8,906,589
17,639,718	47,558,928
<u>35,016,813</u>	<u>116,938,334</u>
2,911,900	4,811,834
65,768,298	118,488,966
-	1,402,283
<u>(14,000,029)</u>	<u>13,282,371</u>
<u>54,680,169</u>	<u>137,985,454</u>
<u>\$ 108,693,925</u>	<u>\$ 283,536,710</u>

This Page is Intentionally Left Blank.

Butler County, Ohio
Reconciliation of Total Governmental Fund Balances to
Net Position of Governmental Activities
December 31, 2015

Total Governmental Fund Balances \$137,985,454

Amounts reported for governmental activities in the statement of net assets are different because:

Capital assets used in governmental activities are not financial resources and therefore are not reported in the funds. These assets consist of:

Land	17,497,203	
Infrastructure	244,207,828	
Construction in progress	2,116,306	
Depreciable capital assets	228,967,308	
Accumulated depreciation	<u>(117,715,287)</u>	
Total capital assets		375,073,358

An internal service fund is used by management to charge the costs of insurance to individual funds. The assets and liabilities of the internal service fund are included in governmental activities in the statement of net assets. 2,168,965

Some of the County's revenues will be collected after year end, but are not available soon enough to pay for the current period's expenditures and therefore are deferred in the funds:

Delinquent Property Taxes	2,056,028	
Delinquent Revenue in Lieu of Taxes	94,963	
Sales Taxes	7,882,542	
Special Assessments	8,368,364	
Due From Other Governments	26,877,705	
Charges for Services	2,030,464	
Interest Revenue	234,653	
Other	<u>14,209</u>	
Total		47,558,928

Deferred Outflows of Resources represent deferred charges on refundings which do not provide current financial resources and therefore are not reported in the funds. 741,160

Deferred Inflows of Resources represent deferred gains on refundings which do not provide current financial resources and therefore are not reported in the funds. (107,222)

The net pension liability is not due and payable in the current period; therefore, the liability and related deferred inflows/outflows are not reported in governmental funds:

Deferred Outflows - Pension	13,308,584	
Deferred Intflows - Pension	(1,326,759)	
Net Pension Liability	<u>(75,423,338)</u>	
		(63,441,513)

Long-term liabilities are not due and payable in the current period and therefore are not reported in the funds. Those liabilities consist of:

Accrued interest on bonds	(503,739)	
Capital leases	(11,613)	
Bonds	(56,543,924)	
Loans	(1,527,744)	
Long Term Contracts Payable	(31,645,085)	
Compensated absences	<u>(7,593,593)</u>	
Total		<u>(97,825,698)</u>

Net Position of Governmental Activities \$402,153,432

See accompanying notes to the basic financial statements

Butler County, Ohio
Statement of Revenues, Expenditures and Changes in Fund Balances
Governmental Funds
For the Year Ended December 31, 2015

	General	Developmental Disabilities	Job and Family Services/Children Services Agency	Mental Health and Addiction Recovery Services
Revenues				
Property Taxes	\$ 12,749,717	\$ 18,366,967	\$ 13,276,168	\$ 8,514,181
Sales Taxes	40,922,754	-	-	-
Other Local Taxes	-	-	-	-
Charges for Services	17,993,624	35,433	-	128,607
Licenses and Permits	3,061,659	-	-	-
Fines and Forfeitures	1,095,940	-	-	-
Intergovernmental	10,221,168	9,133,242	26,302,418	5,959,127
Special Assessments	-	-	-	-
Payments in Lieu of Taxes	-	-	-	-
Investment Earnings	1,424,392	-	-	-
Other	641,649	122,266	612,498	62,682
Total Revenues	88,110,903	27,657,908	40,191,084	14,664,597
Expenditures				
Current:				
General Government:				
Legislative and Executive	19,557,917	-	-	-
Legislative and Executive - Intergovernmental	-	-	-	-
Judicial	11,714,992	-	-	-
Public Safety	35,647,406	-	-	-
Public Works	185,273	-	-	-
Health	640,630	30,344,274	-	13,412,301
Human Services	1,675,428	-	37,878,855	-
Conservation and Recreation	440,422	-	-	-
Debt Service:				
Principal Retirement	757	-	7,826	-
Interest and Fiscal Charges	174	-	716	-
Payment to Refunded Bond Escrow Agent	-	-	-	-
Total Expenditures	69,862,999	30,344,274	37,887,397	13,412,301
Excess of Revenues Over (Under) Expenditures	18,247,904	(2,686,366)	2,303,687	1,252,296
Other Financing Sources (Uses):				
Payment to Refunded Bond Escrow Agent	-	-	-	-
Transfers - In	1,150,000	-	793,716	110,000
Refunding Bonds Issued	-	-	-	-
Premium on Debt Issued	-	-	-	-
Transfers - Out	(12,277,499)	-	-	-
Total Other Financing Sources (Uses)	(11,127,499)	-	793,716	110,000
Net Change in Fund Balance	7,120,405	(2,686,366)	3,097,403	1,362,296
Fund Balances at Beginning of Year - Restated (See Note 3)	23,343,989	34,978,455	1,854,698	14,234,405
Fund Balances at End of Year	\$ 30,464,394	\$ 32,292,089	\$ 4,952,101	\$ 15,596,701

See accompanying notes to the basic financial statements

Non Major Governmental Funds	Total Governmental Funds
\$ 8,629,508	\$ 61,536,541
-	40,922,754
2,630,441	2,630,441
21,675,383	39,833,047
892,818	3,954,477
810,597	1,906,537
34,468,607	86,084,562
2,287,794	2,287,794
11,150,364	11,150,364
550,161	1,974,553
697,939	2,137,034
<u>83,793,612</u>	<u>254,418,104</u>
5,742,495	25,300,412
10,696,773	10,696,773
2,042,961	13,757,953
10,286,858	45,934,264
22,938,152	23,123,425
16,698	44,413,903
20,811,618	60,365,901
45,502	485,924
10,617,298	10,625,881
2,688,534	2,689,424
239,700	239,700
<u>86,126,589</u>	<u>237,633,560</u>
<u>(2,332,977)</u>	<u>16,784,544</u>
(10,790,258)	(10,790,258)
12,908,544	14,962,260
10,015,000	10,015,000
935,454	935,454
<u>(2,684,761)</u>	<u>(14,962,260)</u>
<u>10,383,979</u>	<u>160,196</u>
8,051,002	16,944,740
<u>46,629,167</u>	<u>121,040,714</u>
<u>\$ 54,680,169</u>	<u>\$ 137,985,454</u>

Butler County, Ohio
Reconciliation of the Statement of Revenues, Expenditures
and Changes in Fund Balances of Governmental Funds
to the Statement of Activities
For the Year Ended December 31, 2015

Net Change in Fund Balances - Total Governmental Funds		\$16,944,740
Amounts reported for governmental activities in the statement of activities are different because:		
Capital outlays are reported as expenditures in governmental funds. However, in the statement of activities, the cost of those assets is allocated over their estimated useful lives as depreciation expense. In the current period, these amounts are:		
Capital Asset Additions	8,415,280	
Current Year Depreciation	<u>(8,278,816)</u>	136,464
Governmental funds only report the disposal of capital assets to the extent proceeds are received from the sale. In the statement of activities, a gain or loss is reported for each disposal.		
Loss on Disposal of Capital Assets		(190,027)
Because some revenues will not be collected for several months after the County's year end, they are not considered "available" revenues and are deferred in the governmental funds.		
Delinquent Property Taxes	(150,023)	
Sales Taxes	929,373	
Payment in Lieu of Taxes	(28,597)	
Due From Other Governments	(5,104,500)	
Special Assessments	(385,612)	
Charges for Services	1,318,486	
Other	(1,048,025)	
Interest Revenue	<u>47,266</u>	(4,421,632)
Repayment of long-term debt is an expenditure in the governmental funds, but the repayment reduces long-term liabilities in the statement of net assets.		
Bond principal retirement	9,535,029	
Special assessment principal retirement	896,820	
Loan principal retirement	173,734	
Payments to refunded bond escrow agent	11,029,958	
Capital lease payments	<u>20,298</u>	
Total long-term debt repayment		21,655,839
Some expenses reported in the statement of activities do not require the use of current financial resources and therefore are not reported as expenditures in the governmental funds:		
Accrued Interest	316,592	
Amortization of Gain/Loss on Refunding	(309,494)	
Amortization of Bond Premiums/Discounts	<u>639,427</u>	
Total		646,525
Bond Proceeds are reported as other financing sources in governmental funds and thus contribute to the change in fund balances. In the government-wide statements, however issuing debt increases long-term liabilities in the statement of net position and does not affect the statement of activities.		
Bond Proceeds	(10,015,000)	
Premium on Bonds	<u>(935,454)</u>	(10,950,454)
Contractually required contributions are reported as expenditures in governmental funds; however, the statement of net position reports these amounts as deferred outflows.		
		9,278,999
Except for amounts reported as deferred inflows/outflows, changes in the net pension liability are reported as pension expense in the statement of activities.		
		(8,261,657)
Some items reported in the statement of activities do not require the use of current financial resources and therefore are not reported as expenditures in governmental funds. These activities consist of:		
Compensated Absences	(584,204)	
Long Term Contracts Payable	<u>(2,072,738)</u>	(2,656,942)
The internal service funds used by management to charge the costs of insurance to individual funds. The net revenue (expense) of the internal service funds are reported with governmental activities.		
		273,162
Change in Net Position of Governmental Activities		<u>\$22,455,017</u>

See accompanying notes to the basic financial statements

Butler County, Ohio
Statement of Revenues, Expenditures, and
Changes in Fund Balances - Budget and Actual (Budget Basis)
General Fund
For the Year Ended December 31, 2015

	Original Budget	Final Budget	Actual	Variance Positive (Negative)
Revenues:				
Property Taxes	\$ 12,554,000	\$ 12,550,000	\$ 12,659,726	\$ 109,726
Sales Taxes	37,411,985	37,411,985	40,506,595	3,094,610
Charges for Services	18,209,158	17,965,158	18,109,692	144,534
Licenses and Permits	2,015,050	2,407,050	3,061,659	654,609
Fines and Forfeitures	1,235,800	1,091,800	1,090,926	(874)
Intergovernmental	9,505,597	10,180,597	10,316,844	136,247
Interest	1,000,000	1,325,000	1,464,398	139,398
Other	556,774	987,749	1,084,461	96,712
Total Revenues	82,488,364	83,919,339	88,294,301	4,374,962
Expenditures:				
Current:				
General Government:				
Legislative and Executive	21,503,230	24,005,577	22,178,501	1,827,076
Judicial	12,548,625	12,854,190	12,271,852	582,338
Public Safety	35,637,068	38,463,225	37,365,934	1,097,291
Public Works	188,644	188,883	188,826	57
Health	747,363	747,363	747,217	146
Human Services	1,875,188	1,945,701	1,783,839	161,862
Conservation and Recreation	437,478	440,578	440,422	156
Debt Service:				
Principal Retirement	801	801	801	-
Interest and Fiscal Charges	182	182	182	-
Total Expenditures	72,938,579	78,646,500	74,977,574	3,668,926
Excess of Revenues Over Expenditures	9,549,785	5,272,839	13,316,727	8,043,888
Other Financing Sources (Uses):				
Other Financing Sources	2,607,000	2,607,000	2,906,510	299,510
Proceeds from Sale of Capital Assets	10,000	10,000	-	(10,000)
Advances - In	1,671,063	658,298	646,807	(11,491)
Advances - Out	(725,063)	(715,876)	(161,165)	554,711
Transfers - In	1,000,000	1,000,000	1,150,000	150,000
Transfers - Out	(14,112,785)	(14,938,534)	(12,277,499)	2,661,035
Total Other Financing Sources (Uses)	(9,549,785)	(11,379,112)	(7,735,347)	3,643,765
Net Change in Fund Balance	-	(6,106,273)	5,581,380	11,687,653
Fund Balance at Beginning of Year	19,034,600	19,034,600	19,034,600	-
Prior Year Encumbrances Appropriated	2,676,686	2,676,686	2,676,686	-
Fund Balance at End of Year	\$ 21,711,286	\$ 15,605,013	\$ 27,292,666	\$ 11,687,653

See accompanying notes to the basic financial statements.

Butler County, Ohio
Statement of Revenues, Expenditures, and
Changes in Fund Balances - Budget and Actual (Budget Basis)
Developmental Disabilities Fund
For the Year Ended December 31, 2015

	Original Budget	Final Budget	Actual	Variance Positive (Negative)
Revenues:				
Property Taxes	\$ 18,000,000	\$ 20,666,000	\$ 18,237,381	\$ (2,428,619)
Charges for Services	11,500	11,500	35,888	24,388
Intergovernmental	9,291,500	6,635,500	9,418,981	2,783,481
Other	7,400	124,985	122,266	(2,719)
Total Revenues	<u>27,310,400</u>	<u>27,437,985</u>	<u>27,814,516</u>	<u>376,531</u>
Expenditures:				
Current:				
Health	<u>29,713,506</u>	<u>30,481,751</u>	<u>29,284,178</u>	<u>1,197,573</u>
Excess of Revenues Under Expenditures	(2,403,106)	(3,043,766)	(1,469,662)	1,574,104
Other Financing Sources:				
Other Financing Sources	<u>75,000</u>	<u>75,000</u>	<u>62,992</u>	<u>(12,008)</u>
Net Change in Fund Balance	(2,328,106)	(2,968,766)	(1,406,670)	1,562,096
Fund Balance at Beginning of Year	32,708,832	32,708,832	32,708,832	-
Prior Year Encumbrances Appropriated	<u>654,173</u>	<u>654,173</u>	<u>654,173</u>	<u>-</u>
Fund Balance at End of Year	<u>\$ 31,034,899</u>	<u>\$ 30,394,239</u>	<u>\$ 31,956,335</u>	<u>\$ 1,562,096</u>

See accompanying notes to the basic financial statements

Butler County, Ohio
Statement of Revenues, Expenditures, and
Changes in Fund Balances - Budget and Actual (Budget Basis)
Job and Family Services/Children Services Agency Fund
For the Year Ended December 31, 2015

	Original Budget	Final Budget	Actual	Variance Positive (Negative)
Revenues:				
Property Taxes	\$ 13,046,377	\$ 15,040,664	\$ 13,182,945	\$ (1,857,719)
Intergovernmental	22,492,529	20,498,242	28,680,912	8,182,670
Other	635,000	721,904	631,807	(90,097)
Total Revenues	<u>36,173,906</u>	<u>36,260,810</u>	<u>42,495,664</u>	<u>6,234,854</u>
Expenditures:				
Current:				
Human Services	38,844,917	41,308,717	40,534,557	774,160
Debt Service:				
Principal Retirement	7,821	7,826	7,826	-
Interest and Fiscal Charges	716	716	716	-
Total Expenditures	<u>38,853,454</u>	<u>41,317,259</u>	<u>40,543,099</u>	<u>774,160</u>
Excess of Revenues Over (Under) Expenditures	<u>(2,679,548)</u>	<u>(5,056,449)</u>	<u>1,952,565</u>	<u>7,009,014</u>
Other Financing Sources:				
Other Financing Sources	2,539,826	2,539,826	1,039,108	(1,500,718)
Transfers - In	788,718	788,718	793,716	4,998
Total Other Financing Sources	<u>3,328,544</u>	<u>3,328,544</u>	<u>1,832,824</u>	<u>(1,495,720)</u>
Net Change in Fund Balance	648,996	(1,727,905)	3,785,389	5,513,294
Fund Balance at Beginning of Year	670,731	670,731	670,731	-
Prior Year Encumbrances Appropriated	1,104,323	1,104,323	1,104,323	-
Fund Balance at End of Year	<u>\$ 2,424,050</u>	<u>\$ 47,149</u>	<u>\$ 5,560,443</u>	<u>\$ 5,513,294</u>

See accompanying notes to the basic financial statements

Butler County, Ohio
Statement of Revenues, Expenditures, and
Changes in Fund Balances - Budget and Actual (Budget Basis)
Mental Health and Addiction Recovery Services Fund
For the Year Ended December 31, 2015

	Original Budget	Final Budget	Actual	Variance Positive (Negative)
Revenues:				
Property Taxes	\$ 9,509,800	\$ 9,509,800	\$ 8,454,717	\$ (1,055,083)
Charges for Services	117,712	117,712	115,454	(2,258)
Intergovernmental	4,023,377	4,023,377	5,559,106	1,535,729
Other	-	12,622	62,682	50,060
Total Revenues	<u>13,650,889</u>	<u>13,663,511</u>	<u>14,191,959</u>	<u>528,448</u>
Expenditures:				
Current:				
Health	<u>16,973,697</u>	<u>17,049,195</u>	<u>13,503,550</u>	<u>3,545,645</u>
Excess of Revenues Over (Under) Expenditures	(3,322,808)	(3,385,684)	688,409	4,074,093
Other Financing Sources:				
Other Financing Sources	256,000	256,000	142	(255,858)
Transfers - In	110,000	110,000	110,000	-
Total Other Financing Sources	<u>366,000</u>	<u>366,000</u>	<u>110,142</u>	<u>(255,858)</u>
Net Change in Fund Balance	(2,956,808)	(3,019,684)	798,551	3,818,235
Fund Balance at Beginning of Year*	14,052,661	14,052,661	14,052,661	-
Prior Year Encumbrances Appropriated*	61,024	61,024	61,024	-
Fund Balance at End of Year	<u>\$ 11,156,877</u>	<u>\$ 11,094,001</u>	<u>\$ 14,912,236</u>	<u>\$ 3,818,235</u>

See accompanying notes to the basic financial statements

* In July 2015, the Alcohol and Drug Addiction Services Board, an Other Governmental Fund in 2014, merged with the Mental Health Board. This merger formed a new combined agency named the Mental Health and Addiction Recovery Services Board.

Butler County, Ohio
Statement of Fund Net Position
Proprietary Funds
December 31, 2015

	Enterprise Funds			Governmental Activities - Internal Service Funds
	Sewer	Water	Total	
Assets				
Current Assets				
Equity in Pooled Cash and Cash Equivalents	\$ 31,037,240	\$ 15,020,489	\$ 46,057,729	\$ 5,343,642
Cash and Cash Equivalents in Segregated Accounts	250	250	500	-
Receivables:				
Accounts	1,487,317	1,452,253	2,939,570	-
Special Assessments	544,142	264,909	809,051	-
Prepaid Items	90,446	84,089	174,535	500
Materials and Supplies Inventory	124,857	114,171	239,028	-
Total Current Assets	33,284,252	16,936,161	50,220,413	5,344,142
Noncurrent Assets				
Non-Depreciable Capital Assets	5,206,060	1,753,262	6,959,322	-
Depreciable Capital Assets	189,289,315	120,746,200	310,035,515	-
Restricted Assets:				
Equity in Pooled Cash and Cash Equivalents	4,000,000	1,435,490	5,435,490	-
Total Noncurrent Assets	198,495,375	123,934,952	322,430,327	-
Total Assets	231,779,627	140,871,113	372,650,740	5,344,142
Deferred Outflows of Resources				
Deferred Charges on Refunding	438,552	809,005	1,247,557	-
Pension	644,663	257,866	902,529	-
Total Deferred Outflows of Resources	1,083,215	1,066,871	2,150,086	-
Liabilities				
Current Liabilities				
Accounts Payable	287,387	87,984	375,371	-
Contracts Payable	2,597,186	110,472	2,707,658	-
Accrued Wages and Benefits Payable	248,257	109,974	358,231	16,746
Due to Other Funds	992	661	1,653	156,877
Due to Other Governments	146,812	1,114,629	1,261,441	-
Accrued Interest Payable	496,831	188,854	685,685	-
General Obligation Bonds Payable	49,729	734,751	784,480	-
Revenue Bonds Payable	3,549,660	1,645,000	5,194,660	-
Judgement Bonds Payable	-	1,590,000	1,590,000	-
Loans Payable	777,167	580,803	1,357,970	-
Capital Leases Payable	1,772	1,075	2,847	-
Claims Payable	-	-	-	899,783
Compensated Absences Payable	217,791	45,563	263,354	10,588
Total Current Liabilities	8,373,584	6,209,766	14,583,350	1,083,994
Noncurrent Liabilities				
Refundable Deposits	-	135,485	135,485	-
Claims Payable	-	-	-	2,067,731
Compensated Absences Payable	441,086	118,270	559,356	23,452
General Obligation Bonds Payable	3,342,726	2,436,606	5,779,332	-
Revenue Bonds Payable	21,421,854	14,052,837	35,474,691	-
Judgement Bonds Payable	-	20,595,000	20,595,000	-
Loans Payable	18,776,252	9,906,166	28,682,418	-
Capital Leases Payable	191	253	444	-
Net Pension Liability	4,130,213	1,652,085	5,782,298	-
Total Noncurrent Liabilities	48,112,322	48,896,702	97,009,024	2,091,183
Total Liabilities	56,485,906	55,106,468	111,592,374	3,175,177
Deferred Inflows of Resources				
Pension	71,331	28,532	99,863	-
Net Position				
Net Investment in Capital Assets	147,014,576	71,765,976	218,780,552	-
Restricted for:				
Replacement and Improvement	4,000,000	1,300,000	5,300,000	-
Unrestricted	25,291,029	13,737,008	39,028,037	2,168,965
Total Net Position	\$ 176,305,605	\$ 86,802,984	\$ 263,108,589	\$ 2,168,965

See accompanying notes to the basic financial statements

Butler County, Ohio
Statement of Revenues,
Expenses and Changes in Fund Net Position
Proprietary Funds
For the Year Ended December 31, 2015

	Enterprise Funds			Governmental Activities - Internal Service Funds
	Sewer	Water	Total	
Operating Revenues:				
Charges for Services	\$ 18,071,012	\$ 20,111,139	\$ 38,182,151	\$ 19,626,167
Other Operating Revenues	251,163	57,449	308,612	299,048
Total Operating Revenues	18,322,175	20,168,588	38,490,763	19,925,215
Operating Expenses:				
Personal Services	5,639,260	2,327,921	7,967,181	430,145
Contractual Services	4,810,640	9,409,530	14,220,170	16,431,302
Claims and Judgments	-	-	-	2,849,535
Materials and Supplies	1,443,194	433,629	1,876,823	17,258
Depreciation and Amortization Expense	9,651,409	6,800,690	16,452,099	-
Other	501,824	363,610	865,434	-
Total Operating Expenses	22,046,327	19,335,380	41,381,707	19,728,240
Operating Income (Loss)	(3,724,152)	833,208	(2,890,944)	196,975
Non-Operating Revenues (Expenses)				
Other Non-Operating Revenues	855,809	920,940	1,776,749	74,674
Interest	3,192	-	3,192	1,513
Loss on Sale of Capital Assets	(74,195)	(101,614)	(175,809)	-
Interest and Fiscal Charges	(2,120,504)	(2,137,955)	(4,258,459)	-
Total Non-Operating Revenues (Expenses)	(1,335,698)	(1,318,629)	(2,654,327)	76,187
Income (Loss) Before Contributions	(5,059,850)	(485,421)	(5,545,271)	273,162
Capital Contributions	9,572,832	6,746,774	16,319,606	-
Change in Net Position	4,512,982	6,261,353	10,774,335	273,162
Net Position at Beginning of Year - Restated see note 3	171,792,623	80,541,631	252,334,254	1,895,803
Net Position at End of Year	\$ 176,305,605	\$ 86,802,984	\$ 263,108,589	\$ 2,168,965

See accompanying notes to the basic financial statements

Butler County
Statement of Cash Flows
Proprietary Funds
For the Year Ended December 31, 2015

	Business-type Activities - Enterprise Funds			Governmental Activities - Internal Service Funds
	Sewer	Water	Totals	
<u>Increase (Decrease) in Cash and Cash Equivalents:</u>				
<u>Cash Flows from Operating Activities:</u>				
Cash Received from Customers	\$ 18,331,676	\$ 20,390,701	\$ 38,722,377	\$ -
Cash Paid to Suppliers	(5,318,229)	(10,663,363)	(15,981,592)	(16,453,194)
Cash Paid to Employees	(5,477,128)	(2,462,058)	(7,939,186)	(459,587)
Cash Received from Interfund Services Provided	-	-	-	19,626,167
Other Operating Revenues	251,163	57,449	308,612	299,048
Other Operating Expenses	-	(363,610)	(363,610)	-
Other Non-Operating Revenues	907,454	951,144	1,858,598	74,674
Cash Paid for Claims	-	-	-	(2,599,863)
Net Cash Provided by Operating Activities	8,694,936	7,910,263	16,605,199	487,245
<u>Cash Flows from Noncapital Financing Activities:</u>				
Repayment of Short-Term Advances to Other Funds	-	-	-	(1,052,350)
Short-Term Advances From Other Funds	-	-	-	158,012
Net Cash (Used for) Noncapital Financing Activities	-	-	-	(894,338)
<u>Cash Flows from Capital and Related Financing Activities:</u>				
Proceeds from Loans	495,521	632,960	1,128,481	-
Principal Paid on Loans	(476,478)	(543,305)	(1,019,783)	-
Interest Paid on Loans	(422,482)	(206,868)	(629,350)	-
Interest Paid on General Obligation Bonds	(149,474)	(137,700)	(287,174)	-
Principal Paid on General Obligation Bonds	(52,210)	(710,000)	(762,210)	-
Interest and Fiscal Charges on Revenue Bonds	(1,214,438)	(509,267)	(1,723,705)	-
Principal Paid on Revenue Bonds	(3,372,170)	(1,625,000)	(4,997,170)	-
Interest Paid on Judgement Bonds	-	(1,123,350)	(1,123,350)	-
Principal Paid on Judgement Bonds	-	(1,520,000)	(1,520,000)	-
Acquisition and Construction of Capital Assets	(4,985,192)	(2,167,455)	(7,152,647)	-
Interest Paid on Capital Leases	-	(118)	(118)	-
Principal Paid on Capital Leases	(1,718)	(926)	(2,644)	-
Cash Received from Special Assessments	56,360	33,628	89,988	-
Capital Contributions by Other Governments - Capital Grants	527,586	-	527,586	-
Capital Contributions by Customers	5,790,609	4,140,676	9,931,285	-
Net Cash Used for Capital and Related Financing Activities	(3,804,086)	(3,736,725)	(7,540,811)	-
<u>Cash Flows from Investing Activities:</u>				
Interest and Dividends on Investments	3,192	-	3,192	1,513
Net Increase (Decrease) in Cash and Cash Equivalents	4,894,042	4,173,538	9,067,580	(405,580)
Cash and Cash Equivalents at Beginning of Year	30,143,448	12,282,691	42,426,139	5,749,222
Cash and Cash Equivalents at End of Year	\$ 35,037,490	\$ 16,456,229	\$ 51,493,719	\$ 5,343,642

(continued)

Butler County
Statement of Cash Flows
Proprietary Funds
For the Year Ended December 31, 2015 (Continued)

	Business-type Activities - Enterprise Funds			Governmental Activities - Internal Service Funds
	Sewer	Water	Totals	
Reconciliation of Operating Income (Loss) to Net Income				
<u>Cash Provided by Operating Activities:</u>				
Operating Income (Loss)	\$ (3,724,152)	\$ 833,208	\$ (2,890,944)	\$ 196,975
Adjustments to Reconcile Operating Income (Loss) to Net Cash Provided by Operating Activities:				
Depreciation and Amortization	9,651,409	6,800,690	16,452,099	-
Other Non-Operating Revenues	907,454	951,144	1,858,598	74,674
<u>(Increase)Decrease in Assets</u>				
Decrease in Materials and Supplies Inventory	(70,060)	(56,746)	(126,806)	
Accounts Receivable	260,664	279,562	540,226	-
(Increase) Decrease in Prepaid Items	(41,468)	(20,279)	(61,747)	660
Decrease in Deferred Outflows Pension	53,991	21,596	75,587	-
<u>Increase(Decrease) in Liabilities</u>				
Accounts Payable	202,576	11,022	213,598	-
Contracts Payable	1,385,495	(250,920)	1,134,575	(5,294)
Accrued Wages and Benefits Payable	(33,946)	(16,230)	(50,176)	(18,757)
Compensated Absences Payable	179,922	(124,369)	55,553	(10,685)
Due to Other Funds	(2,582)	(1,451)	(4,033)	-
Due to Other Governments	(36,532)	(501,830)	(538,362)	-
Deferred Inflows Pension	(32,912)	(13,165)	(46,077)	
Net Pension Liability	(4,923)	(1,969)	(6,892)	
Claims Payable	-	-	-	249,672
Total Adjustments	12,419,088	7,077,055	19,496,143	290,270
Net Cash Provided by Operating Activities	\$ 8,694,936	\$ 7,910,263	\$ 16,605,199	\$ 487,245

Non-Cash capital and related financing activities:

Capital Contributions from Customers of \$376,910 for the Sewer Fund

Capital Contributions from Customers of \$373,078 for the Water Fund

Developers during the year donated \$2,877,727 of sewer lines to the Sewer fund.

Developers during the year donated \$2,233,020 of water lines to the Water fund.

See accompanying notes to the basic financial statements

Butler County, Ohio
Statement of Fiduciary Assets and Liabilities
Agency Funds
December 31, 2015

	<u>Total</u>
Assets	
Equity in Pooled Cash and Cash Equivalents	\$ 28,961,309
Cash and Cash Equivalents in Segregated Accounts	6,527,734
Property Taxes Receivable	435,824,257
Revenue in Lieu of Taxes Receivable	91,325,604
Special Assessments Receivable	10,014,569
Due from Other Governments	<u>9,336,994</u>
 Total Assets	 <u><u>581,990,467</u></u>
 Liabilities	
Undistributed Monies	17,903,790
Deposits Held and Due to Others	266,929
Due to Other Governments	563,737,843
Loans Payable	<u>81,905</u>
 Total Liabilities	 <u><u>\$ 581,990,467</u></u>

See accompanying notes to the basic financial statements

BUTLER COUNTY, OHIO
NOTES TO THE BASIC FINANCIAL STATEMENTS
FOR THE YEAR ENDED DECEMBER 31, 2015

NOTE 1 – REPORTING ENTITY

REPORTING ENTITY

Butler County, Ohio (The County) was created in 1803. The County is governed by a board of three commissioners elected by the voters of the County. The County Commissioners serve as the taxing authority, the contracting body, and the chief administrators of public services for the County. Other elected officials include the Auditor, Treasurer, Recorder, Sheriff, Coroner, Clerk of Courts, Prosecutor, Engineer, twelve Common Pleas Court Judges and three County Court Judges.

The services provided by the above officials and their departments comprise the primary governmental unit of the County. They have therefore been included as part of the reporting entity.

A reporting entity is comprised of the primary government, component units, and other organizations that are included to ensure that the financial statements of the County are not misleading. The primary government consists of all funds, departments, boards, and agencies that are not legally separate from the County. For Butler County, this includes the Board of Developmental Disabilities, the Job and Family Services/Children Services Agency, the Mental Health and Addiction Recovery Services, the Veterans Service Board, the Board of Elections and all departments and activities that are directly operated by the elected County officials.

Component units are legally separate organizations for which the County is financially accountable. The County is financially accountable for an organization if the County appoints a voting majority of the organization's governing board and (1) the County is able to significantly influence the programs or services performed or provided by the organization; or (2) the County is legally entitled to or can otherwise access the organization's resources; the County is legally obligated or has otherwise assumed the responsibility to finance the deficits of, or provide financial support to, the organization; or the County is obligated for the debt of the organization. Component units also include organizations that are fiscally dependent on the County, in that the County approves the organizations budget, the issuance of its debt, or the levying of its taxes and there is a potential for the organization to provide specific financial benefits to, or impose specific financial burdens on, the primary government.

Discretely Presented Component Units

The component units column in the entity-wide financial statements identify the financial data of the County's component units, Butler County Land Reutilization Corporation, Liberty Community Authority and the Butler County Port Authority. They are reported separately to emphasize that they are legally separate from the County.

Butler County Land Reutilization Corporation

The Butler County Land Reutilization Corporation was created by resolution of the County Commissioners and organized under chapter 1724 of the Revised Code to act on behalf and cooperate with the county in exercising the powers and performing the duties of the county under chapter 5722 of the Ohio Revised Code. The purpose of the organization is to reduce the existence of nonproductive land within Butler County. The corporation takes title of nonproductive properties and gives them to the requesting cities participating in the program. The cities will improve the properties and return them to a revenue generating status or devote them to public purpose.

The Butler County Commissioners and Butler County Treasurer comprise the voting majority of the land reutilization corporation. Because the County makes up a voting majority of the board, the County is able to impose its will on the operations of the Land Bank. The component unit column of the financial statements identifies the financial data of the discretely presented component unit. It is reported separately to emphasize that it is legally separate from the County. Separately issued financial statements can be obtained from the Butler County Treasurer, 315 High Street, 10th floor, Hamilton, Ohio 45011. Disclosures can be found in NOTE 23.

BUTLER COUNTY, OHIO
NOTES TO THE BASIC FINANCIAL STATEMENTS
FOR THE YEAR ENDED DECEMBER 31, 2015

Liberty Community Authority

The Liberty Community Authority (the "Authority") is a community authority created pursuant to Chapter 349 of the Ohio Revised Code (ORC). Liberty Center Holdings, LLC (the Developer) filed a petition for creation of the Authority with the Butler County Commissioners. The petition was accepted on August 22, 2013. The Authority was organized as a body corporate for the purpose of fostering development of a mixed use retail space known as Liberty Center located in Butler County.

The Butler County Commissioners appoint four of the seven voting members of the Liberty Community trustees. In addition, Butler County has agreed to pledge remaining TIF dollars to the repayment of the Liberty community issued OWDA loans. This pledge is a secondary source and will only be used if the Authority does not have sufficient revenues for payment. Because the County appoints a voting majority of the board and a financial benefit/burden relationship exists the Liberty Community Authority is being disclosed as a discretely presented component unit. Separately issued financial statements can be obtained from the Authority's Treasurer, 4016 Townsfair Way, Suite 201, Columbus, Ohio 43219. Disclosures can be found in NOTE 24.

Butler County Port Authority

The Butler County Commissioners established the Butler County Port Authority pursuant to section 4582.22 of the Ohio Revised code in September of 2004. The Port authority is a body corporate and politic established to undertake various projects that would create or preserve jobs and employment opportunities within the County. The Port Authority Board consists of seven voting members of which four members must have businesses or places of employment within Butler County. The remaining three members of the board need not possess either of the preceding qualifications.

The Butler County Commissioners appoint four of the seven voting members of the Butler County Port Authority Board. In addition, Butler County entered into a contractual agreement to be the primary payee on the Port Authority issued \$11,085,000 Liberty Center Project Series A bonds. These bonds are being paid from Butler County TIF revenues. Because the County appoints a voting majority of the board and a financial benefit/burden relationship exists the Butler County Port Authority is being disclosed as a discretely presented component unit. Separately issued financial statements can be obtained from the Butler County Port Authority, 315 High Street, Hamilton, Ohio 45011. Disclosures can be found in NOTE 25.

The County participates in the following jointly governed organizations, risk sharing pool, insurance purchasing pool and related organizations. These organizations are presented in NOTE 21 to the basic financial statements and are excluded from the accompanying financial statements except as noted.

Butler County Emergency Management Agency
Transportation Improvement District of Butler County
Ohio Kentucky Indiana Regional Council of Governments
Butler/Clermont/Warren Workforce Policy Board
Community-Based Correctional Facility
Southwest Ohio Council of Governments
County Risk Sharing Authority (CORSA)
Jefferson Health Plan
County Employee Benefits Consortium of Ohio, Inc. (CEBCO)
Regional Transit Authority (RTA)
Butler County Convention and Visitor Bureau
Metroparks of Butler County

As the custodian of public funds, the County Treasurer invests all public moneys held on deposit in the County Treasury. In the case of the legally separate agencies, boards and commissions listed below, the County serves as fiscal agent, but the organizations are not considered a part of Butler County. Accordingly, the activity of the following districts and agencies are presented as agency funds within the County's financial statements:

BUTLER COUNTY, OHIO
NOTES TO THE BASIC FINANCIAL STATEMENTS
FOR THE YEAR ENDED DECEMBER 31, 2015

Butler County Emergency Management Agency

The Butler County Emergency Management Agency consists of twenty-six members of the advisory council that are appointed as follows: one County Commissioner and the chief elected official of each of the thirteen townships, five cities, and seven villages. The degree of control exercised by any participating government is limited to its representation on the Board. The Agency does not have any outstanding debt. The County does not have an equity interest in the Agency.

Regional Transit Authority (RTA)

The County Commissioners are responsible for appointing the board of directors of the RTA; however, the County Commissioners cannot influence the RTA's operations, nor does the RTA represent a potential financial benefit or burden to the County. Although the County does serve as the taxing authority and may issue tax related debt on behalf of the RTA, its role is limited to a ministerial function.

Butler County General Health District

The Board of Health is elected by a District Advisory Council comprised of a township trustees, mayors of participating municipalities, and a representative of the county commissioners which oversee the operation of the Health District. The Board adopts its own budget, which is subject to a compliance oriented review by the County. The District hires and fires its own staff, and operates autonomously from the County.

Butler County Soil and Water Conservation District

The Soil and Water Conservation District is statutorily created as a separate and distinct political subdivision of the state. The supervisors of the Soil and Water Conservation District are elected officials authorized to contract and sue on behalf of the District. The supervisors adopt their own budget, authorize District expenditures, and do not tax or issue debt.

Metroparks of Butler County

The District Commissioners are appointed by the Probate Judge of the County. The Commissioners adopt their own budget, authorize expenditures, hire and fire staff, and do not rely on the County to finance deficits. The County is not financially accountable for the District nor is the District fiscally dependent on the County. The District serves as its own taxing and debt issuance authority and is a related organization of the County.

Twelfth District Court of Appeals

The State of Ohio is divided into twelve district courts of appeals. The twelfth district includes the counties of Brown, Clermont, Butler, Warren, Clinton, Fayette, Madison, and Preble. The district court is a separate entity from the County. The three judges who are responsible for the court system are elected in the general election by the populous of the above listed counties. The court system sets its own budget, appoints staff, and relies on the County for only the County's proportionate contribution for operations as required by state statute.

Butler/Clermont/Warren Workforce Policy Board (Area 12)

The Workforce Investment Area (WIA) Twelve is made up of Butler, Clermont and Warren counties. Butler County is currently the fiscal agent for the WIA area which is reported in an agency fund. The duties of the fiscal agent include budgeting, reporting and disbursing grant funding to Clermont and Warren counties as well as Butler County Job and Family Services Agency from the Ohio Department of Job and Family Services.

The State of Ohio required Area Twelve to form a board to set goals, agendas, and come up with a plan to best meet the needs of the program. The board is made up of representatives from the local communities and a commissioner from each County. All expenses involved with the operation of the board are paid by Butler, Clermont, or Warren County as part of the administration cost allotted in the WIA program. The board is a jointly governed organization.

BUTLER COUNTY, OHIO
NOTES TO THE BASIC FINANCIAL STATEMENTS
FOR THE YEAR ENDED DECEMBER 31, 2015

Community-Based Correctional Facility

The Community-Based Correctional Facility serves Butler, Clermont, and Warren Counties. The Judicial Advisory Board includes at least one common pleas court judge from each county. The Community-Based Correctional Facility provides a wide range of programs addressing offender needs such as chemical dependency, education, employment, and family relationships.

NOTE 2 – SUMMARY OF SIGNIFICANT ACCOUNTING POLICIES

The financial statements of Butler County have been prepared in conformity with the generally accepted accounting principles (GAAP) as applied to governmental units. The Governmental Accounting Standards Board (GASB) is the accepted standard-setting body for establishing governmental accounting and financial reporting principals. The more significant of the County's accounting policies are described below.

BASIS OF PRESENTATION

The County's basic financial statements consist of government-wide statements, including a statement of net position and a statement of activities, and fund financial statements which provide a more detailed level of financial information.

Government-Wide Financial Statements

The statement of net position and the statement of activities display information about the County as a whole. These statements include the financial activities of the primary government, except for fiduciary funds. The activity of the internal service funds is eliminated to avoid "doubling up" revenues and expenses. The statements distinguish between those activities of the County that are governmental and those that are considered business-type activities.

The statement of net position presents the financial condition of the governmental and business-type activities for the County at year-end. The statement of activities presents a comparison between direct expenses and program revenues for each program or function of the County's governmental activities and for the business-type activities. Direct expenses are those that are specifically associated with a service, program, or department and therefore clearly identifiable to a particular function. Program revenues include charges paid by the recipient for goods and services offered by the program, grants and contributions that are restricted to meeting the operational or capital requirements of a particular program and interest earned on grants that is required to be used to support a particular program. Revenues that are not classified as program revenues are presented as general revenues of the County, with certain limited exceptions. The comparison of direct expenses with program revenues identifies the extent to which each governmental program or business activity is self-financing or draws from the general revenues of the County.

Fund Financial Statements

During the year, the County segregates transactions related to certain County functions or activities in separate funds in order to aid financial management and to demonstrate legal compliance. Fund financial statements are designed to present financial information of the County at this more detailed level. The focus of governmental and enterprise fund financial statements is on major funds. Each major fund is presented in a separate column. Non-major funds are aggregated and presented in a single column. Internal service funds are combined and the totals are presented in a single column on the face of the proprietary fund statements. Fiduciary funds are reported by type.

Fund Accounting

The County uses funds to maintain its financial records during the year. A fund is defined as a fiscal and accounting entity with a self-balancing set of accounts. There are three categories of funds: governmental, proprietary and fiduciary.

BUTLER COUNTY, OHIO
NOTES TO THE BASIC FINANCIAL STATEMENTS
FOR THE YEAR ENDED DECEMBER 31, 2015

Governmental Funds

Governmental funds are those through which most governmental functions of the County are financed. Governmental fund reporting focuses on the sources, uses, and balances of current financial resources.

Expendable assets are assigned to the various governmental funds according to the purposes for which they may or must be used. Current liabilities are assigned to the fund from which they will be paid. The difference between governmental fund assets and liabilities plus deferred inflows of resources is reported as fund balance. The following are the County's major governmental funds:

General - This fund accounts for and reports the general operating revenues and expenditures of the County not recorded elsewhere. The General Fund balance is available to the County for any purpose provided it is expended or transferred according to the general laws of the State of Ohio.

Developmental Disabilities - This fund accounts for and reports the countywide tax levy, federal and State grants restricted to pay the costs of services provided to local citizens with developmental disabilities.

Job and Family Services/Children Services Agency – This fund accounts for and reports the countywide tax levy along with various federal and State grants restricted to support children's services, provide services to the local community for child adoption and foster care needs, provide public assistance to general relief recipients, pay their providers of medical assistance, and pay for certain public social services.

Mental Health & Addiction Recovery Service – This fund accounts for and reports the countywide tax levy along with various federal, State and local funds restricted to provide mental health and addiction recovery services to all citizens of Butler County.

The non major governmental funds of the County account for grants and other resources, whose use is restricted, committed or assigned to a particular purpose.

Proprietary Funds

Proprietary fund reporting focuses on the determination of operating income, changes in net position, financial position and cash flows. Proprietary funds are classified as either enterprise or internal service.

Enterprise Funds

Enterprise funds may be used to account for any activity for which a fee is charged to external users for goods or services. The County maintains the following enterprise funds:

Sewer - This fund accounts and reports fees collected by Butler County Water and Sewer for the processing and disposal of sewage.

Water - This fund accounts and reports fees collected by Butler County Water and Sewer for providing water services to Butler County residents.

Internal Service Funds

Internal service funds account for the financing of services provided by one department or agency to other departments or agencies of the County on a cost-reimbursement basis. The County's internal service funds report on health insurance programs for medical, dental and vision coverage, and workers compensation.

BUTLER COUNTY, OHIO
NOTES TO THE BASIC FINANCIAL STATEMENTS
FOR THE YEAR ENDED DECEMBER 31, 2015

Fiduciary Funds

The County's only fiduciary funds are agency funds. Agency funds are used to report resources held by the County in a purely custodial capacity. The County's agency funds are primarily established to account for the collection and distribution of various taxes, receipts and fees to other local governments and to account for funds of the County Emergency Management Agency, Regional Transit Authority (RTA), General Health District, Soil and Water Conservation District, Metroparks, Twelfth District Court of Appeals, Workforce Investment Area Twelve, and the Community-Based Correctional Facility.

MEASUREMENT FOCUS

Government-Wide Financial Statements

The government-wide financial statements are prepared using the economic resources measurement focus. All assets and deferred outflows of resources and liabilities and deferred inflows of resources associated with the operation of the County are included on the statement of net position. The statement of activities presents increases (i.e. revenues) and decreases (i.e. expenses) in total net position.

Fund Financial Statements

All governmental funds are accounted for using a flow of current financial resources measurement focus. With this measurement focus, only current assets and current liabilities generally are included on the balance sheet. The statement of revenues, expenditures, and changes in fund balance reports on the sources (i.e. revenues and other financing sources) and uses (i.e. expenditures and other financing uses) of current financial resources. This approach differs from the manner in which the governmental activities of the government-wide financial statements are prepared. Governmental fund financial statements therefore include reconciliations with brief explanations to better identify the relationships between the government-wide statements and the fund financial statements.

Like the government-wide statements, all proprietary fund types are accounted for using a flow of economic resources measurement focus. All assets and deferred outflows of resources and all liabilities and deferred inflows of resources associated with the operation of these funds are included on the statement of net position. The statement of changes in fund net position presents increases (i.e. revenues) and decreases (i.e. expenses) in total net position. The statement of cash flows provides information about how the County finances and meets the cash flow needs of its proprietary activities.

BASIS OF ACCOUNTING

Basis of accounting determines when transactions are recorded in the financial records and reported on the financial statements. Government-wide financial statements are prepared using the accrual basis of accounting. Governmental funds use the modified accrual basis of accounting. Proprietary and fiduciary funds also use the accrual basis of accounting. Differences in the accrual and modified accrual basis of accounting arise in the recognition of revenue, the recording of deferred inflows and outflows of resources, and in the presentation of expenses versus expenditures.

BUTLER COUNTY, OHIO
NOTES TO THE BASIC FINANCIAL STATEMENTS
FOR THE YEAR ENDED DECEMBER 31, 2015

Revenues – Exchange and Non-Exchange Transactions

Revenues resulting from exchange transactions, in which each party gives and receives essentially equal value, is recorded on the accrual basis when the exchange takes place. On a modified accrual basis, revenue is recorded in the year in which the resources are measurable and become available. Available means that the sources will be collected within the current year or are expected to be collected soon enough thereafter to be used to pay liabilities of the current year. For the County, available means expected to be received within 31 days of year-end.

Non-exchange transactions, in which the County receives value without directly giving equal value in return, includes sales tax, property taxes, payments in lieu of taxes, grants, entitlements and donations. On an accrual basis, revenue from sales taxes is recognized in the period in which the sale occurs. On an accrual basis, revenue from property taxes/revenue in lieu of taxes is recognized in the year for which the taxes are levied or would have been levied (see NOTE 7). Revenue from grants, entitlements, and donations are recognized in the year in which all eligibility requirements have been satisfied.

Eligibility requirements include timing requirements, which specify the year when resources are required to be used or the year when use is first permitted, matching requirements, in which the County must provide local resources to be used for a specified purpose, and expenditure requirements, in which the resources are provided to the County on a reimbursement basis. On a modified accrual basis, revenue from non-exchange transactions must also be available before it can be recognized.

Under the modified accrual basis, the following revenue sources are considered to be both measurable and available at year end: sales tax, state levied locally shared taxes (including gasoline tax and motor vehicle license tax), charges for services, licenses and permits, fines and forfeitures, grants, interest.

Payments in Lieu of Taxes

The County has entered into several Tax Increment Financing Agreements with developers. In order to encourage improvements, companies and home owners were granted a 100 percent, 30 year exemption from paying any property taxes on the new construction; however, payments in lieu of taxes are made to the County in an amount equal to the real property taxes that otherwise would have been due in that current year. Payments in lieu of taxes are collected through the real estate tax collection cycle. These payments are being used to finance public infrastructure improvements. Additional payments are made to Fairfield City School District, Lakota Local School District, and Ross Local School District since they are impacted by the exemption. A receivable for the amount of the payments estimated to be received in the next tax collection year has been recorded in the respective TIF funds with a corresponding credit to deferred inflows of resources – revenue in lieu of taxes. On a full accrual basis, the portion of collections relating to delinquencies will be reported as Payments in Lieu of Taxes revenue. While on the modified accrual basis, the revenue has been reported as deferred inflows – unavailable revenue.

Deferred Outflows/Inflows of Resources

In addition to assets, the statements of financial position will sometimes report a separate section for deferred outflows of resources. Deferred outflows of resources represent a consumption of net position that applies to a future period and will not be recognized as an outflow of resources (expense/expenditure) until then. For the County, deferred outflows of resources include a deferred charge on refunding and pension reported in the government-wide statement of net position. The deferred outflows of resources related to pension are explained in Note 12. A deferred charge on refunding results from the difference in the carrying value of refunded debt and its reacquisition price. This amount is deferred and amortized over the shorter of the life of the refunded or refunding debt.

BUTLER COUNTY, OHIO
NOTES TO THE BASIC FINANCIAL STATEMENTS
FOR THE YEAR ENDED DECEMBER 31, 2015

In addition to liabilities, the statements of financial position report a separate section for deferred inflows of resources. Deferred inflows of resources represent an acquisition of net position that applies to a future period and will not be recognized as an inflow of resources (revenue) until that time. For the County, deferred inflows of resources include property taxes, payments in lieu of taxes, pension, and unavailable revenue. Property taxes and payment in lieu of taxes represent amounts for which there is an enforceable legal claim as of December 31, 2015, but which were levied to finance 2016 operations. These amounts have been recorded as a deferred inflow on both the government-wide statement of net position and the governmental fund financial statements. Unavailable revenue is reported only on the governmental funds balance sheet and represents receivables that will not be collected within the available period. For the County, unavailable revenue includes delinquent property taxes, delinquent revenue in lieu of taxes, sales taxes, special assessments, due from other governments, charges for services, interest revenue and other. These amounts are deferred and recognized as inflows of resources in the period when the amounts become available. The details of these unavailable revenues are identified on the Reconciliation of Total Governmental Fund Balance to Net Position of Governmental Activities found on page 21. Deferred inflows of resources related to pension are reported on the government-wide statement of net position. (See Note 12)

Expenses/Expenditures

On the accrual basis of accounting, expenses are recognized at the time they are incurred. The measurement focus of governmental fund accounting is on decreases in net financial resources (expenditures) rather than expenses. Expenditures are generally recognized in the accounting period in which the related fund liability is incurred, if measurable. Allocations of cost, such as depreciation and amortization, are not recognized in the governmental funds.

Cash and Cash Equivalents

Cash resources of the majority of individual funds are combined to form a pool of cash and investments, which is managed by the County Treasurer. Individual fund integrity is maintained through the County's records. Interest in the pool is presented as "Equity in Pooled Cash and Cash Equivalents".

During 2015, investments were limited to, Fifth Third Institutional Government Money Market Mutual Fund, a U.S. Treasury Note, Federal Farm Credit Bank Bonds, Federal Home Loan Bank Bonds, Federal Home Loan Mortgage Corporation Bonds, Federal National Mortgage Association Bonds, and Commercial Paper. Investments are reported at fair value, which is based on quoted market prices. The fair value of the mutual funds is determined by the fund's December 31, 2015, share price. NOTE 6 provides a detailed disclosure regarding cash, cash equivalents and investments held by the County.

Interest earned on investments is distributed to the General Fund, except as stipulated by the Ohio Constitution or State statute. Interest revenue credited to the General Fund during 2015 amounted to \$1,424,392, which includes \$1,215,800 assigned from other County funds.

Statement of Cash Flows

Funds included within the Treasurer's cash management pool and investments in segregated accounts with original maturities of three months or less when purchased are considered to be cash equivalents.

Cash and Cash Equivalents in Segregated Accounts

The County has segregated bank accounts for monies held separate from the County's central bank account. These depository accounts are presented as "Cash and cash equivalents in segregated accounts".

BUTLER COUNTY, OHIO
NOTES TO THE BASIC FINANCIAL STATEMENTS
FOR THE YEAR ENDED DECEMBER 31, 2015

Cash and Cash Equivalents with Fiscal Agents

The Southwest Ohio Council of Governments is currently holding deposits that belong to the County which are represented by "Cash and cash equivalents with fiscal agents" on the statement of net position- government wide and also found on the fund financial statements in the developmental disabilities major fund.

Inventories and Prepaid Items

On the government-wide financial statements inventories are presented at the lower of cost or market, on a first-in, first-out (FIFO) basis, and are expensed when used.

On fund financial statements, inventories of governmental funds are stated at cost while inventories of proprietary funds are stated at the lower of cost or market. For all funds, cost is determined on a first-in first-out basis. The cost of inventory items is recorded as expenditures in the governmental fund types when consumed. Inventories of the enterprise funds are expensed when used.

Certain payments to vendors reflect costs applicable to future accounting periods and are recorded as prepaid items by using the consumption method.

Interfund Transactions

On fund financial statements, receivables and payables arising between funds for goods provided or services rendered, are classified as "due from other funds/due to other funds". Long-term interfund loans are classified as "advances to/from other funds" and are classified as non-spendable fund balance which indicates that they are not in spendable form even though it is a component of net current assets. These amounts are eliminated in the governmental and business-type activities columns of the statement of net position, except for any net residual amounts due between governmental and business type activities which are presented as internal balances.

Restricted Assets

Restricted equity in pooled cash and cash equivalents consist of Replacement and Improvement (R&I) Funds held by the Department of Water and Sewer that are restricted by bond covenants. The covenants state that transfers must be made into the R&I Funds monthly from the Water and Sewer operating funds until the time that the minimum cash balance of \$1,300,000 in the Water Fund and \$4,000,000 in the Sewer Fund is achieved. These dollars may be used to pay for replacements and improvements to assets in the Water and Sewer systems. In addition, water customer deposits are presented as Restricted Assets: Equity in pooled cash and cash equivalents.

Capital Assets

Capital assets, which include intangible assets (e.g. water rights, easements and internally generated software) property, plant equipment and infrastructure assets (e.g. roads, bridges and culverts), are reported in the applicable governmental or business-type activities columns in the government-wide financial statements. Capital assets used by the enterprise funds are also reported in the respective funds. The County defines capital assets as assets with an initial individual cost of more than \$15,000 (amount not rounded) and an estimated useful life of one year or any asset with an estimated useful life in excess of ten or more years. Such assets are recorded at historical cost or estimated historical cost, if purchased or constructed.

Donated capital assets are recorded at estimated fair market value at the date of donation. For certain assets estimates were calculated by indexing estimated current costs back to the year of acquisition. The costs of normal maintenance and repairs that do not add to the value of the asset, or do not materially extend the useful life of the asset are not capitalized.

BUTLER COUNTY, OHIO
 NOTES TO THE BASIC FINANCIAL STATEMENTS
 FOR THE YEAR ENDED DECEMBER 31, 2015

All reported capital assets except for land and easements, construction in process, and infrastructure are depreciated. Improvements are depreciated over the remaining useful lives of the related capital assets. Useful lives for infrastructure were estimated based on the County's historical records of necessary improvements and replacement. Depreciation is computed using the straight-line method over the following useful lives:

<u>Description</u>	<u>Useful Lives</u>
Land and Building Improvements	10 - 60 years
Furniture, Fixtures and Equipment	3 - 30 years
Vehicles	7 - 10 years
Water Right Contracts	20 years
Water and Sewer Mains	40 years

Infrastructure assets under GASB Statement No. 34 do not need to be depreciated. The County has chosen to apply the modified approach for reporting infrastructure assets. All infrastructure items including roads, bridges, and culverts are reported. Under the modified approach, the County has developed an asset management system that:

1. Keeps an up-to-date inventory of eligible infrastructure assets,
2. Performs a conditional assessment of those eligible infrastructure assets at least every three years, using a consistent measurement scale and,
3. Estimates each year the annual amount to maintain and preserve those assets at the condition level established and disclosed by the government.

The County documents that the eligible infrastructure assets are being maintained at a level equal to or above the condition level established by the County. Condition appraisals are performed every three years for bridges, roads, and culverts in accordance with the Butler County capital asset policy.

When using the modified approach, expenditures to extend the life of infrastructure assets are charged to expense, while expenditures for additions and improvements to infrastructure assets are capitalized.

Capitalization of Interest

It is the County's policy to capitalize net interest on proprietary fund construction projects until substantial completion of the project. The amount of capitalized interest equals the difference between the interest cost associated with the tax-exempt borrowing used to finance the project and the interest earned from temporary investment of the debt proceeds. Capitalized interest is amortized on the straight-line basis over the estimated useful life of the asset.

Compensated Absences

Vacation and compensatory benefits are accrued as a liability as the benefits are earned if the employee's right to receive compensation is attributable to services already rendered and it is probable that the employer will compensate employees for the benefits through time off or some other means. Sick leave benefits are accrued as a liability based on the termination method. An accrual for sick leave is made to the extent that it is probable that benefits will result in termination payments. The liability is an estimate based on the County's past experience of making termination payments.

The entire compensated absence liability is reported on the government-wide financial statements, The non-current portion of the liability is not reported in governmental funds. In proprietary funds, the entire amount of compensated absences is reported as a fund liability.

BUTLER COUNTY, OHIO
NOTES TO THE BASIC FINANCIAL STATEMENTS
FOR THE YEAR ENDED DECEMBER 31, 2015

Accrued Liabilities and Long-term Obligations

All payables, accrued liabilities, and long-term obligations are reported in the government-wide financial statements. All payables, accrued liabilities, and long-term obligations payable from the proprietary funds are reported on the proprietary fund financial statements.

In general, governmental fund payables and accrued liabilities that, once incurred, are paid in a timely manner and in full from current financial resources are reported as obligations of the funds. However, claims and judgments, net pension liability, and compensated absences that will be paid from governmental funds are reported as a liability in the fund financial statements only to the extent that they are normally due for payment during the current year. Bonds, loans, capital leases, and long term contracts payable that will be paid from governmental funds are recognized as a liability in the fund financial statements when payment is due.

Pensions

For purposes of measuring the net pension liability, deferred outflows of resources and deferred inflows of resources related to pensions, and pension expense, information about the fiduciary net position of the pension plans and additions to/deductions from their fiduciary net position have been determined on the same basis as they are reported by the pension systems. For this purpose, benefit payments (including refunds of employee contributions) are recognized when due and payable in accordance with the benefit terms. The pension systems report investments at fair value.

Fund Balance

Fund balance is divided into five classifications based primarily on the extent of which the County is bound to observe constraints imposed upon the use of the resources in the government funds. The classifications are as follows:

Non-spendable- The non-spendable fund balance classification includes amounts that cannot be spent because they are not in spendable form, or legally or contractually required to be maintained intact. The non-spendable fund balances include long term loans receivable, prepaid items, materials and supplies inventory, long-term interfund loans, and developmental disabilities trust.

Restricted- The restricted fund balance classification includes amounts that have constraints placed on the use of resources that are either externally imposed by creditors such as through debt covenants, grantors, contributors, or laws or regulations of other governments or imposed by law through constitutional provisions.

Committed- The committed fund balance classification includes amounts that can be used only for specific purposes imposed by formal action (resolution) of the County Commissioners. Those committed amounts cannot be used for any other purpose unless the Commissioners remove or change the specified use by taking the same type of action (resolution) it employed to commit these amounts. Committed fund balance also incorporates contractual obligations to the extent that existing resources in the fund have been specifically committed for use in satisfying those contractual requirements.

Assigned- The assigned fund balance classification is intended to be used by the County for specific purposes but do not meet the criteria to be classified as restricted or committed. In governmental funds other than the General Fund, assigned amounts represent intended uses established by the County Commissioners or a County Official delegated that authority by resolution or by State Statute. In the general fund, assigned amounts represent encumbered amounts for outstanding obligations. State statute authorizes the fiscal officer to assign fund balance for purchases on order provided such amounts have been lawfully appropriated.

Unassigned- The unassigned fund balance classification is intended for the General Fund and includes all spendable amounts not contained in the other classifications. In non major governmental funds, the unassigned fund balance classification is used only to report a deficit fund balance.

BUTLER COUNTY, OHIO
NOTES TO THE BASIC FINANCIAL STATEMENTS
FOR THE YEAR ENDED DECEMBER 31, 2015

The County applies restricted resources first when expenditures are incurred for the purpose for which either restricted or unrestricted (committed, assigned and unassigned) amounts are available. Similarly, within unrestricted fund balance, committed amounts are reduced first followed by assigned, and then unassigned amounts when expenditures are incurred for purposes for which amounts in any of the unrestricted fund balance classification could be used.

Net Position

Net position represents the difference between all other elements in a statement of financial position. Net Investment in Capital Assets consists of capital assets, net of accumulated depreciation, reduced by the outstanding balances of any borrowings used for the acquisition, construction, or improvements of those assets. Net position is reported as restricted when there are limitations imposed on their use either through the enabling legislation adopted by the County or through external restrictions imposed by creditors, grantors, laws or regulations of non major governments.

Net position restricted for other purposes primarily include funds for the operation of recording fees, tax assessment and collections; services provided by Butler County courts; law enforcement and other public safety services; animal licensing and control; and human services to support victim assistance programs.

The County applies restricted resources first when an expense is incurred for purposes for which both restricted and unrestricted net position are available. The County's sewer and water enterprise funds have restricted net position relative to those resources necessary to comply with various covenants of bond financing agreements.

Operating Revenues and Expenses

Operating revenues are those revenues that are generated directly from the primary activity of the proprietary funds. For the County, these revenues are charges for services for wastewater treatment, water distribution, and self-insurance. Operating expenses are necessary costs incurred to provide the good or service that are the primary activity of the fund. Revenues and expenses that do not meet these criteria are considered non-operating revenues and expenses and are reported as such. All revenues of the department of Water and Sewer are used as security for revenue bonds issued.

Contributions of Capital

Contributions of capital in proprietary fund financial statements arise from outside contributions of capital assets, from grants, outside contributions of resources restricted to capital acquisition and construction, and system capacity charges.

Internal Activity

Transfers within governmental activities are eliminated on the government-wide financial statements. Internal allocations of overhead expenses from one function to another or within the same function are eliminated on the statement of activities. Payments for interfund services provided and used are not eliminated.

Exchange transactions between funds are reported as revenues in the seller funds and as expenditures or expenses in the purchaser funds. Flows of cash or goods from one fund to another without a requirement for repayment are reported as interfund transfers. Interfund transfers are reported as other financing sources or uses in governmental funds. Repayments from funds responsible for particular expenditures or expenses to the funds that initially paid for them are not presented on the financial statements.

BUTLER COUNTY, OHIO
NOTES TO THE BASIC FINANCIAL STATEMENTS
FOR THE YEAR ENDED DECEMBER 31, 2015

Bond Premiums and Discounts

On the government-wide financial statements (and in the enterprise funds), bond premiums and discounts are deferred and amortized over the term of the bonds using the straight-line (bonds outstanding) method, which approximates the effective interest method. Bond premiums/discounts are presented as additions/reductions to the face amount of bonds payable. On the governmental fund financial statements, premiums and discounts are recognized in the period in which the debt is issued.

Estimates

The preparation of financial statements in conformity with generally accepted accounting principles requires management to make estimates and assumptions that affect the amounts reported in the financial statements and accompanying notes. Actual results may differ from those estimates.

Budgets

All funds, except agency funds, are legally required to be budgeted and appropriated. The major documents prepared are the tax budget, the certificate of estimated resources, and the appropriations resolution, all of which are prepared on the budgetary basis of accounting. The tax budget demonstrates a need for existing or increased tax rates. The certificate of estimated resources establishes a limit on the amount the County Commissioners may appropriate. The appropriations resolution is the County Commissioners' authorization to spend resources and sets annual limits on expenditures plus encumbrances at the level of control selected by the County Commissioners. The legal level of control has been established by the County Commissioners at the fund, program, department, and object level.

Estimated Resources

The certificate of estimated resources may be amended during the year if the County Auditor identifies projected increases or decreases in revenue. The amounts reported as the original budgeted amounts on the budgetary statements reflect the amounts on the certificate of estimated resources when the original appropriations were adopted. The amounts reported as the final budgeted amounts on the budgetary statements reflect the amounts on the final amended certificate of estimated resources that was in effect at the time the final appropriations were passed by the County Commissioners.

Appropriations

The appropriation resolution is subject to amendment throughout the year with the restriction that appropriations cannot exceed estimated resources. The amounts reported as the original budgeted amounts reflect the first appropriation resolution for that fund that covered the entire year, including amounts automatically carried forward from prior years. The amounts reported as the final budgeted amounts represent the final appropriation amounts passed by the County Commissioners during the year including all supplemental appropriations.

BUDGETARY BASIS OF ACCOUNTING

While reporting financial position, results of operations, and changes in fund balance on the basis of generally accepted accounting principles (GAAP), the budgetary basis as provided by law is based upon accounting for certain transactions on a basis of cash receipts, disbursements, and encumbrances.

The statement of revenues, expenditures, and changes in fund balance – budget and actual (budget basis) for the general and major special revenue funds are presented on the budget basis to provide a meaningful comparison of actual results with the budget.

BUTLER COUNTY, OHIO
 NOTES TO THE BASIC FINANCIAL STATEMENTS
 FOR THE YEAR ENDED DECEMBER 31, 2015

The major differences between the budget basis and the GAAP basis are as follows:

1. Revenues are recorded when received in cash (budget basis) as opposed to when susceptible to accrual (GAAP basis).
2. Expenditures are recorded when paid in cash (budget basis) as opposed to when the liability is incurred (GAAP basis).
3. Outstanding year-end encumbrances are treated as expenditures (budget basis) rather than restricted, committed or assigned fund balance (GAAP basis).
4. Advances in and advances out are operating transactions (budget basis) as opposed to balance sheet transactions (GAAP basis).
5. Investments are reported at fair value (GAAP basis) rather than cost (budget basis).

Adjustments necessary to convert the results of operations at the end of the year on the budget basis to the GAAP basis are as follows:

	Net Change in Fund Balance			
	General	Developmental Disabilities	Job and Family Services/Children Services	Mental Health and Addiction Recovery Services
GAAP Basis	\$ 7,120,405	\$ (2,686,366)	\$ 3,097,403	\$ 1,362,296
Revenue Accruals	3,110,645	349,187	3,436,914	(413,030)
Expenditure Accruals	(3,712,290)	1,637,070	(1,592,265)	410,653
Encumbrances	(1,402,285)	(576,974)	(1,063,437)	(501,902)
2014 Increase in Fair Value of Investments	(226,779)	-	-	-
2015 Increase in Fair Value of Investments	296,098			
2014 Agency Fund Allocation	268,742	386,353	279,939	177,766
2015 Agency Fund Allocation	(358,798)	(515,940)	(373,165)	(237,232)
Advances	485,642	-	-	-
Budget Basis	<u>\$ 5,581,380</u>	<u>\$ (1,406,670)</u>	<u>\$ 3,785,389</u>	<u>\$ 798,551</u>

BUTLER COUNTY, OHIO
 NOTES TO THE BASIC FINANCIAL STATEMENTS
 FOR THE YEAR ENDED DECEMBER 31, 2015

NOTE 3 – CHANGE IN ACCOUNTING PRINCIPLE, CHANGE IN REPORTING ENTITY, CHANGE IN FUND BALANCE AND RESTATEMENT OF NET POSITION

For 2015, the County implemented the Governmental Accounting Standards Board (GASB) Statement No. 68, "Accounting and Financial Reporting for Pensions" and GASB Statement No. 71, "Pension Transition for Contributions Made Subsequent to the Measurement Date—an amendment of GASB Statement No. 68." GASB 68 established standards for measuring and recognizing pension liabilities, deferred outflows of resources, deferred inflows of resources and expense/expenditure. The implementation of this pronouncement had the following effect on net position as reported December 31, 2014:

	Governmental <u>Activities</u>	Business-Type <u>Activities</u>	
Net Position December 31, 2014	\$ 444,157,270	\$ 257,291,268	
Adjustments			
Net Pension Liability	(73,815,468)	(5,556,003)	
Deferred Outflow- Payments Subsequent to Measurement Date	<u>9,356,613</u>	<u>598,989</u>	
Related Net Position December 31, 2014	<u>\$ 379,698,415</u>	<u>\$ 252,334,254</u>	

	Sewer <u>Fund</u>	Water <u>Funds</u>	Total <u>Enterprise</u>
Net Position December 31, 2014	\$ 175,333,348	\$ 81,957,920	\$ 257,291,268
Adjustments			
Net Pension Liability	(3,968,574)	(1,587,429)	(5,556,003)
Deferred Outflow- Payments Subsequent to Measurement Date	<u>427,849</u>	<u>171,140</u>	<u>598,989</u>
Related Net Position December 31, 2014	<u>\$ 171,792,623</u>	<u>\$ 80,541,631</u>	<u>\$ 252,334,254</u>

Other than employer contributions subsequent to the measurement date, the County made no restatement for deferred inflows/outflows of resources as the information needed to generate these restatements was not available.

Beginning with the year ended December 31, 2015, the Butler County Port Authority and the Liberty Community Authority are reflected as discretely presented component units in the County's financial statements. For both of these component units, the County appoints a majority of the board and there is a financial benefit/burden relationship with the County. This change in reporting entity had the effect of decreasing beginning net position for the component units from \$71,013 to (\$465,367). Of this change \$107,302 is related to the Butler County Port Authority and (\$643,682) is related to the Liberty Community Authority.

In July 2015, the Butler County Mental Health Board, major special revenue fund, and the Butler County Alcohol and Drug Addiction Board, non-major special revenue fund merged to become one combined agency. \$783,809 of the December 31, 2014 fund balance moved from the Non Major Governmental Funds column to the new agency reported as Mental Health and Addiction Recovery Services, major special revenue fund. There was no effect on the Statement of Net Position or Statement of Activities as of December 31, 2014.

NOTE 4 – FUND BALANCE

The fund balance for all governmental funds are classified as nonspendable, restricted, committed, assigned and/or unassigned based primarily on the extent to which the County is bound to observe constraints imposed upon the use of the resources. The constraints placed on the fund balance for the major governmental funds and non major governmental funds are presented below:

BUTLER COUNTY, OHIO
NOTES TO THE BASIC FINANCIAL STATEMENTS
FOR THE YEAR ENDED DECEMBER 31, 2015

Fund Balances	General	Developmental Disabilities	Job and Family / Children Services Agency	Mental Health and Addiction Recovery Services	Non Major Governmental Funds	Total
Nonspendable						
Prepaid Items	\$ 596,531	\$ 27,043	\$ 37,110	\$ 20,777	\$ 234,961	\$ 916,422
Materials and Supplies	139,520	22,059	11,124	2,110	1,155,435	1,330,248
Loans Receivable	81,904	-	-	-	569,651	651,555
Interfund Loans	961,756	-	-	-	-	961,756
Developmental Disabilities Trust	-	-	-	-	951,853	951,853
Total Nonspendable	1,779,711	49,102	48,234	22,887	2,911,900	4,811,834
Restricted for						
Developmental Disabilities	-	32,242,987	-	-	-	32,242,987
Job and Family/Children Services	-	-	4,903,867	-	-	4,903,867
Mental Health and Addiction Recovery	-	-	-	15,573,814	-	15,573,814
Elderly Services	-	-	-	-	11,855,151	11,855,151
Motor Vehicle	-	-	-	-	11,392,410	11,392,410
Public Works	-	-	-	-	12,849,805	12,849,805
Residential Incentive Districts and Tax Incremental Financings	-	-	-	-	8,785,238	8,785,238
Real Estate Assessment	-	-	-	-	3,008,811	3,008,811
Legislative and Executive	-	-	-	-	3,034,529	3,034,529
Public Safety	-	-	-	-	6,048,381	6,048,381
Judicial	-	-	-	-	4,323,040	4,323,040
Other Purposes	-	-	-	-	4,470,933	4,470,933
Total Restricted	-	32,242,987	4,903,867	15,573,814	65,768,298	118,488,966
Assigned						
Purchases on Order - Material/Supplies	370,463	-	-	-	-	370,463
Purchases on Order - Contract Services	856,258	-	-	-	-	856,258
Purchases on Order - Other	175,562	-	-	-	-	175,562
Total Assigned	1,402,283	-	-	-	-	1,402,283
Unassigned (Deficit)	27,282,400	-	-	-	(14,000,029)	13,282,371
Total Fund Balance	\$ 30,464,394	\$ 32,292,089	\$ 4,952,101	\$ 15,596,701	\$ 54,680,169	\$ 137,985,454

In addition to the above fund balance constraints, the County has a General Fund budget stabilization arrangement that does not meet the criteria to be classified as restricted or committed. Pursuant to Ohio Revised Code 5705.13, the County established a budget stabilization by resolution to provide options to stabilize against cyclical changes in revenues and expenditures. Expenditures of a recurring nature are not addressed as through the use of this arrangement. The balance in the reserve at December 31, 2015 is \$4,000,000.

NOTE 5- ACCOUNTABILITY

At year-end, All Other Human Services non-major special revenue fund, the Technology, Road Improvements, and the Buildings Construction and Renovation non-major capital projects funds, and the Jefferson Health Plan internal service fund had deficit fund balances of \$23,341, \$981,674, \$2,577,024, \$10,413,340, and 511,580, respectfully.

The deficit in the All Other Human Services funds arise from cash advances from the General Fund in anticipation of receivables. This deficit will be alleviated when the revenues are received and the advances are repaid to the General Fund.

The deficits in the Technology, Road Improvements, and Buildings Construction and Renovation funds arise from the issuance of short-term bond anticipation notes, which are used to finance the projects until bonds are issued. These deficits will be alleviated when the bonds are issued or when the notes are paid.

BUTLER COUNTY, OHIO
NOTES TO THE BASIC FINANCIAL STATEMENTS
FOR THE YEAR ENDED DECEMBER 31, 2015

NOTE 6– DEPOSITS AND INVESTMENTS

CASH

Monies held by the County are classified by State statute into two categories. Active monies are public monies determined to be necessary to meet current demands upon the County treasury. Active monies must be maintained either as cash in the County treasury, in commercial accounts payable or withdrawable on demand, including negotiable order of withdrawal (NOW) accounts, or in money market deposit accounts.

Monies held by the County which are not considered active are classified as inactive. Inactive monies may be deposited or invested with certain limitations in the following securities provided the County has filed a written investment policy with the Ohio Auditor of State:

1. United States Treasury bills, bonds, notes, or any other obligation or security issued by the United States Treasury, or any other obligation guaranteed as to principal and interest by the United States, or any book entry, zero coupon United States Treasury security that is a direct obligation of the United States;
2. Bonds, notes, debentures, or any other obligations or security issued by any federal government agency or instrumentality including, but not limited to, the Federal National Mortgage Association, Federal Home Loan Bank, Federal Farm Credit Bank, Federal Home Loan Mortgage Corporation, and Government National Mortgage Association, All federal agency securities shall be direct issuances of federal government agencies or instrumentalities;
3. Written repurchase agreements in the securities listed above provided the market value of the securities subject to the repurchase agreement must exceed the principal value of the agreement by at least two percent and be marked to market daily, and the term of the agreement must not exceed thirty days;
4. Bonds and other obligations of the State of Ohio or its political subdivisions, provided such political subdivisions are located wholly or partly within the County;
5. Time certificates of deposit or savings or deposit accounts including, but not limited to, passbook accounts;
6. No-load money market mutual funds consisting exclusively of obligations described in (1) or (2) above and repurchase agreements secured by such obligations, provided these investments are made only through eligible institutions;
7. The State Treasurer's investment pool (STAR Ohio);
8. Securities lending agreements in which the County lends securities and the eligible institution agrees to simultaneously exchange either securities or cash, equal value for equal value;
9. Up to twenty-five percent of the County's average portfolio in either of the following:
 - a. Commercial paper notes in entities incorporated under the laws of Ohio, or any other State, that have assets exceeding five hundred million dollars, which are rated in the highest classification established by two nationally recognized standard rating services, which do not exceed ten percent of the value of the outstanding commercial paper of the issuing corporation and which mature within 270 days after purchase.
 - b. Bankers acceptances eligible for purchases by the Federal Reserve System and which mature within 180 days after purchase
10. Up to fifteen percent of the County's average portfolio in notes issued by U.S. corporations or by repository institutions doing business under authority granted by the U.S. provided the notes are rated in the second highest or higher category by at least two nationally recognized standard rating services at the time of purchase and the notes mature within two years from the date of purchase.

BUTLER COUNTY, OHIO
 NOTES TO THE BASIC FINANCIAL STATEMENTS
 FOR THE YEAR ENDED DECEMBER 31, 2015

11. No-load money market mutual funds rated in the highest category at the time of purchase by at least one nationally recognized standard rating service consisting exclusively of obligations guaranteed by the United States, securities issued by a federal government agency of instrumentality, and/or highly rated commercial paper; and
12. Up to one percent of the County's average portfolio in debt interests rated at the time of purchase in the three highest categories by two nationally recognized standard rating services and issued by foreign nations diplomatically recognized by the United States government. All interest and principal shall be denominated and payable in United States funds.

Investments in stripped principal or interest obligations, reverse repurchase agreements, and derivatives are prohibited. The issuance of taxable notes for the purpose of arbitrage, the use of leverage, and short selling are also prohibited. An investment must mature within five years from the date of purchase, unless matched to a specific obligation or debt of the County, and must be purchased with the expectation that it will be held to maturity.

Investments may only be made through specified dealers and institutions. Payment for investments may be made only upon delivery of the securities representing the investments to the Treasurer or qualified trustee or, if the securities are not represented by a certificate, upon receipt of confirmation of transfer from the custodian.

INVESTMENTS

As of December 31, 2015, the County had the following investments:

Investment Type	Fair Value	Investment Maturities (in Years)		
		Less Than 1	1 - 2	3 - 4
Fifth Third Institutional Government Money Market Fund	\$ 90,295	\$ 90,295	\$ -	\$ -
U.S. Treasury Note	8,073,519	-	7,096,139	977,380
Federal Farm Credit Bank Bonds	33,951,161	4,004,460	21,675,048	8,271,653
Federal Home Loan Bank Bonds	43,396,646	3,544,823	36,882,037	2,969,786
Federal Home Loan Mortgage Corporation Bonds	35,980,626	1,275,055	26,670,680	8,034,891
Federal National Mortgage Association Bonds	44,747,750	499,395	36,291,562	7,956,793
Commercial Paper	7,537,340	7,537,340	-	-
Total Investments	<u>\$ 173,777,337</u>	<u>\$ 16,951,368</u>	<u>\$ 128,615,466</u>	<u>\$ 28,210,503</u>

Interest rate risk arises because fixed-income securities will increase or decrease in market value as interest rates fluctuate during the life of such securities. If held to maturity, fixed income securities, owned by Butler County, will pay the face value (par value). The investment policy restricts the Treasurer from investing in any securities other than those identified in the Ohio Revised Code and that all investments must mature within five years from the date of investment unless they are matched to a specific future obligation of the County, and approved by the Investment Advisory Committee.

Credit risk refers to the risk of default of principal or interest. Investment assets currently owned by Butler County consist of the Fifth Third Institutional Government Money Market Mutual Fund, U.S. Treasury Note, Federal Farm Credit Bank Bonds, Federal Home Loan Bank Bonds, Federal Home Loan Mortgage Corporation Bonds, Federal National Mortgage Association Bonds and Commercial Paper. All issues are currently rated AA+ by Standards and Poor's and Aaa by Moody's with the exception of the Commercial Paper held by JP Morgan. The Commercial paper is rated at A-1 by Standard and Poor's and P-1 by Moody's. The County's investment policy limits investments to those authorized by the State statute.

BUTLER COUNTY, OHIO
 NOTES TO THE BASIC FINANCIAL STATEMENTS
 FOR THE YEAR ENDED DECEMBER 31, 2015

The County places no limit on the amount it may invest in any one issuer. The following table indicates the percentage of each investment compared to the County's total portfolio.

Investment Type	Fair Value	Percentage of Portfolio
Money Market Mutual Fund	\$ 90,295	0.05%
U.S. Treasury Note	8,073,519	4.65%
Federal Farm Credit Banks Bonds	33,951,160	19.54%
Federal Home Loan Banks Bonds	43,396,645	24.97%
Federal Home Loan Mortgage Corporation Bonds	35,980,625	20.70%
Federal National Mortgage Association Bonds	44,717,749	25.75%
Commercial Paper	7,537,340	4.34%

NOTE 7— PROPERTY TAXES

Property taxes include amounts levied against all real and public utility property located in the County. Property tax revenue received during 2015 for real and public utility property taxes represents collections of 2014 taxes.

2014 real property taxes are levied after October 1, 2015, on the assessed value as of January 1, 2015, the lien date. Assessed values are established by State law at 35 percent of appraised market value. 2015 real property taxes are collected in and intended to finance 2016.

Real property taxes are payable annually or semi-annually. If paid annually, payment is due December 31; if paid semi-annually, the first payment is due December 31, with the remainder payable by June 20. Under certain circumstances, State statute permits later payment dates to be established.

Public utility tangible personal property currently is assessed at varying percentages of true value; public utility real property is assessed at 35 percent of true value. 2015 public utility property taxes which became a lien December 31, 2014, are levied after October 1, 2015, and are collected in 2016 with real property taxes.

The full tax rate for all County operations for the year ended December 31, 2015, was \$9.72 per \$1,000 of assessed value. The assessed values of real property and public utility tangible property upon which 2015 property tax receipts were based are as follows:

Category	Assessed Value
Real Property	\$ 6,921,646,250
Public Utility Personal Property	449,125,710
Total	<u>\$ 7,370,771,960</u>

Ohio law prohibits taxation of property by all overlapping taxing authorities in excess of 10 mills per dollar of assessed value without a vote of the people. Presently, the County levies 1.92 mills of this 10-mill limit. In addition to the 1.92 mills, voted levies in the amount of 7.80 mills have been approved for the Developmental Disabilities Board, Mental Health & Addition Recovery Services Board, Children Services Agency, and Senior Citizens Services. A summary of voted levies follows:

Purpose	Voter Levy Date	Authorized Rate	Rate Levied for			Final Levy Year
			Current Year R/A	Current Year C/I	Final Levy Year	
Developmental Disabilities Board	2004	1.00	0.98	1.00	Continuing	
Developmental Disabilities Board	2000	2.00	1.65	2.00	Continuing	
Mental Health Board	1985	0.50	0.24	0.33	2024	
Mental Health Board	2006	1.00	1.00	1.00	2015	
Children Services Agency	2008	2.00	2.00	2.00	2017	
Senior Citizens	2005	1.30	1.30	1.30	2019	
Total		<u>7.80</u>	<u>7.17</u>	<u>7.63</u>		

BUTLER COUNTY, OHIO
NOTES TO THE BASIC FINANCIAL STATEMENTS
FOR THE YEAR ENDED DECEMBER 31, 2015

Ohio law provides for a reduction in the rates of voted levies to offset increased values resulting from a reappraisal of real property. Reduction factors are applied to authorized voted levies so that each levy yields the same amount of property taxes on carry-over property as in the year in which the levy was approved. Increases to voted levy revenues are restricted to assessments for new construction. The reduction factors are computed annually and applied separately for (R/A) residential/agricultural property and (C/I) commercial/industrial property.

The County Treasurer collects property taxes on behalf of all taxing districts in the County. The County Auditor periodically remits to the taxing districts their portions of the taxes collected. The collections and distribution of taxes for all subdivisions within the County, excluding the County itself, is accounted for through agency funds. The amount of the County's tax collections is accounted for within the applicable funds. Property taxes receivable represents real, public utility taxes, and outstanding delinquencies which were measurable as of December 31, 2015, and for which there is an enforceable legal claim. In governmental funds, the portion of the receivable not levied to finance 2015 operations is offset to deferred inflows of resources – property taxes. On the accrual basis, collectible delinquent property taxes have been recorded as a receivable and revenue while on the modified accrual basis the revenue has been reported as deferred inflows of resources – unavailable revenue.

NOTE 8– PERMISSIVE SALES TAX

Vendor collections of the permissive sales tax are paid to the State Treasurer by the twenty-third day of the month following collection. The State Tax Commissioner certifies to the Office of Budget Management the amount of the tax to be returned to the County. The Tax Commissioner's certification must be made within forty-five days after the end of each month. The Tax Commissioner shall then, on or before the twentieth day of the month in which certification is made, provide for payment to the County.

In 2015, \$40,922,754 of permissive sales tax revenue was recognized in the General Fund. The County's total sales tax rate was three-quarters of one percent (.75%).

NOTE 9– RECEIVABLES

Receivables at December 31, 2015, consisted of taxes, payments in lieu of taxes, accounts including unpaid utilities, intergovernmental receivables arising from grants, entitlements, and shared revenues, accrued interest, special assessments, loans, and interfund receivables. Loans receivable represent General Fund advances to agency funds, and low-interest loans for development projects and home improvements granted to eligible County residents and businesses under the Federal Community Development Block Grant Program. The Block Grant loans bear interest at annual rates between two and five percent. These loans are to be repaid over periods ranging from two to five years. The payments in lieu of taxes amount relates to dollars collected through real estate taxes that are marked for capital improvements in Butler County and tax incremental financing agreements. All receivables are considered collectible in full, including water and sewer accounts receivable, which, if delinquent, may be certified and collected as a special assessment, subject to foreclosure for nonpayment. Delinquent special assessments at December 31, 2015 totaled \$214,367. The following are receivables expected to be collected in more than one year: Special Assessments \$7,763,719 and Loans Receivable \$604,645.

BUTLER COUNTY, OHIO
 NOTES TO THE BASIC FINANCIAL STATEMENTS
 FOR THE YEAR ENDED DECEMBER 31, 2015

A summary of intergovernmental receivables follows:

Governmental Activities:	Amount
Public Assistance	\$ 6,293,157
Property Tax Rollbacks	3,980,326
Motor Vehicle License Tax	3,474,815
All BCDD Grants	2,627,128
Return of TIF Revenue from TID	2,375,099
Casino Tax	2,213,845
All MHARS Board Grants	2,042,124
All CSA Grants	1,976,209
Workforce Development Allocation	1,496,989
Undivided Local Government	1,200,814
Reclaim Ohio Youth Services	1,197,129
Gasoline Tax	1,143,053
CDBG/Home Grants	1,060,000
CSEA Grants	612,824
Boarding of Prisoners	502,688
Local Public Agencies (LPA) Grant	374,319
12th District Court of Appeals	340,165
Board of Election Expense	254,212
Indigent Attorney Reimbursement	240,915
Jail/Prison Diversion	240,032
Shelter Care Plus	182,334
All Other	171,916
Medicaid/Medicare	150,508
All PSI Grants	132,080
CSEA Poundage	126,310
State Criminal Alien Program (SCAP)	115,000
All FAA Grants	70,000
Drug Prevention Grants	61,820
All Municipal Court Fines	46,487
Total Governmental Activities	<u>\$ 34,702,298</u>

Agency Activities	Amount
Local Government	\$ 7,364,579
Motor Vehicle License Tax	934,679
Gasoline Tax	841,113
Permissive Tax	195,470
All Other	1,153
Total Agency Activities	<u>\$ 9,336,994</u>

BUTLER COUNTY, OHIO
 NOTES TO THE BASIC FINANCIAL STATEMENTS
 FOR THE YEAR ENDED DECEMBER 31, 2015

NOTE 10- CAPITAL ASSETS

Primary government capital asset activity for the year ended December 31, 2015, was as follows:

	Balance At 12/31/2014	Additions	Deletions	Balance At 12/31/2015
Governmental Activities				
Capital Assets Not Being Depreciated:				
Land and Easements	\$ 17,497,203	\$ -	\$ -	\$ 17,497,203
Infrastructure:				
Roads	168,311,034	228,348	-	168,539,382
Bridges	61,356,558	5,482,032	(79,957)	66,758,633
Culverts	8,785,699	234,184	(110,070)	8,909,813
Construction in Progress	1,972,161	1,511,940	(1,367,795)	2,116,306
Total Capital Assets, Not Being Depreciated	257,922,655	7,456,504	(1,557,822)	263,821,337
Depreciable Capital Assets:				
Land Improvements	10,521,120	727,396	-	11,248,516
Buildings and Improvements	128,618,523	43,838	-	128,662,361
Furniture, Fixtures and Equipment	78,604,224	921,737	(31,613)	79,494,348
Vehicles	9,172,401	633,600	(243,918)	9,562,083
Total Depreciable Capital Assets	226,916,268	2,326,571	(275,531)	228,967,308
Total Capital Assets At Historical Cost	484,838,923	9,783,075	(1,833,353)	492,788,645
Less Accumulated Depreciation:				
Land Improvements	(3,365,663)	(334,288)	-	(3,699,951)
Buildings and Improvements	(60,134,526)	(3,901,219)	-	(64,035,745)
Furniture, Fixtures and Equipment	(40,008,843)	(3,485,681)	31,613	(43,462,911)
Vehicles	(6,202,970)	(557,628)	243,918	(6,516,680)
Total Accumulated Depreciation	(109,712,002)	(8,278,816)	275,531	(117,715,287)
Total Depreciable Capital Assets, Net	117,204,266	(5,952,245)	-	111,252,021
Total Governmental Activities Capital Assets, Net	\$ 375,126,921	\$ 1,504,259	\$ (1,557,822)	\$ 375,073,358

Depreciation expense was charged to governmental functions as follows:

General Government:	
Legislative and Executive	\$ 2,209,736
Judicial	377,083
Public Safety	3,855,414
Public Works	895,897
Health	711,423
Human Services	229,264
Total Depreciation Expense	\$ 8,278,816

BUTLER COUNTY, OHIO
NOTES TO THE BASIC FINANCIAL STATEMENTS
FOR THE YEAR ENDED DECEMBER 31, 2015

Business Type capital asset activity for the year ended December 31, 2015, was as follows:

	Balance At 12/31/2014	Additions	Deletions	Balance 12/31/2015
Business Type Activities				
Capital Assets Not Being Depreciated				
Land	\$ 1,544,056	\$ -	\$ -	\$ 1,544,056
Construction in Progress	54,041,953	7,018,704	(55,645,391)	5,415,266
Total Capital Assets Not Being Depreciated	55,586,009	7,018,704	(55,645,391)	6,959,322
Depreciable Capital Assets:				
Land Improvements	2,894,752	-	(178,445)	2,716,307
Building and Improvements	79,058,978	42,140,206	(103,652)	121,095,532
Furniture, Fixtures and Equipment	78,454,952	10,017,406	(500,065)	87,972,293
Vehicles	1,315,332	43,847	(73,469)	1,285,710
Water Rights	38,896,324	-	-	38,896,324
Water and Sewer Main	323,675,302	8,688,622	-	332,363,924
Total Depreciable Capital Assets	524,295,640	60,890,081	(855,631)	584,330,090
Total Capital Assets At Historical Cost	579,881,649	67,908,785	(56,501,022)	591,289,412
Less Accumulated Depreciation for:				
Land Improvements	(1,860,222)	(120,417)	79,044	(1,901,595)
Building and Improvements	(36,312,592)	(2,792,605)	29,657	(39,075,540)
Furniture, Fixtures and Equipment	(56,983,120)	(3,332,484)	497,652	(59,817,952)
Vehicles	(1,241,730)	(48,917)	73,469	(1,217,178)
Water Rights	(22,606,684)	(1,955,568)	-	(24,562,252)
Water and Sewer Main	(139,517,950)	(8,202,108)	-	(147,720,058)
Total Accumulated Depreciation	(258,522,298)	(16,452,099)	679,822	(274,294,575)
Total Depreciable Capital Assets, Net	265,773,342	44,437,982	(175,809)	310,035,515
Total Business Activities Capital Assets, Net	\$ 321,359,351	\$ 51,456,686	\$ (55,821,200)	\$ 316,994,837

Additions to business-type capital assets being depreciated include \$5,110,747 in assets donated by property developers.

BUTLER COUNTY, OHIO
 NOTES TO THE BASIC FINANCIAL STATEMENTS
 FOR THE YEAR ENDED DECEMBER 31, 2015

NOTE 11– RISK MANAGEMENT

The County is exposed to various risks of loss related to torts; damage to, theft of, or destruction of assets; errors and omissions; injuries to employees and natural disasters. During 2015 the County contracted with County Risk Sharing Authority Inc. (CORSA) (a risk-sharing pool - see NOTE 21) for liability, property, and crime damage. Coverage provided by the pool is as follows:

Category	Amount (Each Occurrence)
Property Coverage:	
Building Contents and Equipment	\$564,339,008
Flood	100,000,000
Earthquake	100,000,000
Liability Coverage:	
Automobile Liability	6,000,000
Uninsured Motorist	250,000
General Liability	6,000,000
Stop Gap Liability	3,000,000
Law Enforcement Liability	6,000,000
Errors and Omissions Liability	6,000,000
Medical Professional Liability	6,000,000
Medical Professional Liability-(County Home)	3,000,000
Cyber Liability	1,000,000
Crime:	
Employee Dishonesty/Faithful Performance	1,000,000
Money and Securities (Inside)	1,000,000
Money and Securities (Outside)	1,000,000
Money Orders and Counterfeit Currency	1,000,000
Depositor's Forgery	1,000,000
Boiler and Machinery	100,000,000
Business Interruption	2,500,000
Deductible:	
Auto Liability, General, Law Enforcement, Cyber, Medial Profession and Error and Omissions	100,000
Property Coverage, Auto Physical Damage, Crimes, Boiler and Machinery	2,500

Settled claims have not exceeded coverage in any of the last three years. The County had no significant decrease in coverage in 2015.

The County has workers' compensation coverage for all employees and Butler County Developmental Disabilities provides medical coverage for their employees through self-insurance plans. The claims liabilities reported in the workers' compensation and Jefferson Health Plan internal service funds at December 31, 2015, are based on the requirements of Governmental Accounting Standards Board Statement No. 30 which requires that a liability for unpaid claims costs, including estimates of costs relating to incurred but not reported claims, be reported. The estimate was not affected by incremental claim adjustment expenses and does not include other allocated or unallocated claim adjustment expenses. The County maintains a retrospective rating plan for workers' compensation insurance.

BUTLER COUNTY, OHIO
 NOTES TO THE BASIC FINANCIAL STATEMENTS
 FOR THE YEAR ENDED DECEMBER 31, 2015

The historical changes in claims payable (based on 12/31/15 maximum premium) during years December 31, 2014 and 2015 are as follows:

Workers Compensation

	Beginning Balance	Claims and Changes in Estimates	Claims Payments	Ending Balance
2014	\$ 2,664,367	\$ 735,249	\$ 681,774	\$ 2,717,842
2015	2,717,842	581,668	686,699	2,612,811

Jefferson Health Plan

	Beginning Balance	Claims and Changes in Estimates	Claims Payments	Ending Balance
2015	\$ -	\$ 2,267,867	\$ 1,913,164	\$ 354,703

NOTE 12 - DEFINED BENEFIT PENSION PLANS

NET PENSION LIABILITY

The net pension liability reported on the statement of net position represents a liability to employees for pensions. Pensions are a component of exchange transactions—between an employer and its employees—of salaries and benefits for employee services. Pensions are provided to an employee—on a deferred-payment basis—as part of the total compensation package offered by an employer for employee services each financial period. The obligation to sacrifice resources for pensions is a present obligation because it was created as a result of employment exchanges that already have occurred.

The net pension liability represents the County's proportionate share of each pension plan's collective actuarial present value of projected benefit payments attributable to past periods of service, net of each pension plan's fiduciary net position. The net pension liability calculation is dependent on critical long-term variables, including estimated average life expectancies, earnings on investments, cost of living adjustments and others. While these estimates use the best information available, unknowable future events require adjusting this estimate annually.

Ohio Revised Code limits the County's obligation for this liability to annually required payments. The County cannot control benefit terms or the manner in which pensions are financed; however, the County does receive the benefit of employees' services in exchange for compensation including pension.

GASB 68 assumes the liability is solely the obligation of the employer, because (1) they benefit from employee services; and (2) State statute requires all funding to come from these employers. All contributions to date have come solely from these employers (which also includes costs paid in the form of withholdings from employees). State statute requires the pension plans to amortize unfunded liabilities within 30 years. If the amortization period exceeds 30 years, each pension plan's board must propose corrective action to the State legislature. Any resulting legislative change to benefits or funding could significantly affect the net pension liability. Resulting adjustments to the net pension liability would be effective when the changes are legally enforceable.

The proportionate share of each plan's unfunded benefits is presented as a long-term net pension liability on the accrual basis of accounting. Any liability for the contractually-required pension contribution outstanding at the end of the year is included in due to other governments on both the accrual and modified accrual bases of accounting.

BUTLER COUNTY, OHIO
 NOTES TO THE BASIC FINANCIAL STATEMENTS
 FOR THE YEAR ENDED DECEMBER 31, 2015

OHIO PUBLIC EMPLOYEES RETIREMENT SYSTEM

Plan Description - County employees participate in the Ohio Public Employees Retirement System (OPERS). OPERS administers three separate pension plans. The traditional pension plan is a cost-sharing, multiple-employer defined benefit pension plan. The member-directed plan is a defined contribution plan and the combined plan is a cost-sharing, multiple-employer defined benefit pension plan with defined contribution features. While members (e.g. County employees) may elect the member-directed plan and the combined plan, substantially all employee members are in OPERS' traditional plan; therefore, the following disclosure focuses on the traditional pension plan.

OPERS provides retirement, disability, survivor and death benefits, and annual cost of living adjustments to members of the traditional plan. Authority to establish and amend benefits is provided by Chapter 145 of the Ohio Revised Code. OPERS issues a stand-alone financial report that includes financial statements, required supplementary information and detailed information about OPERS' fiduciary net position that may be obtained by visiting <https://www.opers.org/financial/reports.shtml>, by writing to the Ohio Public Employees Retirement System, 277 East Town Street, Columbus, Ohio 43215-4642, or by calling 800-222-7377.

Senate Bill (SB) 343 was enacted into law with an effective date of January 7, 2013. In the legislation, members were categorized into three groups with varying provisions of the law applicable to each group. The following table provides age and service requirements for retirement and the retirement formula applied to final average salary (FAS) for the three member groups under the traditional plan as per the reduced benefits adopted by SB 343 (see OPERS CAFR referenced above for additional information):

Group A	Group B	Group C
Eligible to retire prior to January 7, 2013 or five years after January 7, 2013	20 years of service credit prior to January 7, 2013 or eligible to retire ten years after January 7, 2013	Members not in other Groups and members hired on or after January 7, 2013
State and Local	State and Local	State and Local
Age and Service Requirements: Age 60 with 60 months of service credit or Age 55 with 25 years of service credit	Age and Service Requirements: Age 60 with 60 months of service credit or Age 55 with 25 years of service credit	Age and Service Requirements: Age 57 with 25 years of service credit or Age 62 with 5 years of service credit
Formula: 2.2% of FAS multiplied by years of service for the first 30 years and 2.5% for service years in excess of 30	Formula: 2.2% of FAS multiplied by years of service for the first 30 years and 2.5% for service years in excess of 30	Formula: 2.2% of FAS multiplied by years of service for the first 35 years and 2.5% for service years in excess of 35
Public Safety	Public Safety	Public Safety
Age and Service Requirements: Age 48 with 25 years of service credit or Age 52 with 15 years of service credit	Age and Service Requirements: Age 48 with 25 years of service credit or Age 52 with 15 years of service credit	Age and Service Requirements: Age 52 with 25 years of service credit or Age 56 with 15 years of service credit
Law Enforcement	Law Enforcement	Law Enforcement
Age and Service Requirements: Age 52 with 15 years of service credit	Age and Service Requirements: Age 48 with 25 years of service credit or Age 52 with 15 years of service credit	Age and Service Requirements: Age 48 with 25 years of service credit or Age 56 with 15 years of service credit
Public Safety and Law Enforcement	Public Safety and Law Enforcement	Public Safety and Law Enforcement
Formula: 2.5% of FAS multiplied by years of service for the first 25 years and 2.1% for service years in excess of 25	Formula: 2.5% of FAS multiplied by years of service for the first 25 years and 2.1% for service years in excess of 25	Formula: 2.5% of FAS multiplied by years of service for the first 25 years and 2.1% for service years in excess of 25

BUTLER COUNTY, OHIO
 NOTES TO THE BASIC FINANCIAL STATEMENTS
 FOR THE YEAR ENDED DECEMBER 31, 2015

Final average Salary (FAS) represents the average of the three highest years of earnings over a member's career for Groups A and B. Group C is based on the average of the five highest years of earnings over a member's career.

Members who retire before meeting the age and years of service credit requirement for unreduced benefits receive a percentage reduction in the benefit amount.

When a benefit recipient has received benefits for 12 months, an annual cost of living adjustment (COLA) is provided. This COLA is calculated on the base retirement benefit at the date of retirement and is not compounded. For those retiring prior to January 7, 2013, the COLA will continue to be a 3 percent simple annual COLA. For those retiring subsequent to January 7, 2013, beginning in calendar year 2019, the COLA will be based on the average percentage increase in the Consumer Price Index, capped at 3 percent.

Funding Policy - The Ohio Revised Code (ORC) provides statutory authority for member and employer contributions as follows:

	<u>State and Local</u>	<u>Public Safety</u>	<u>Law Enforcement</u>
2015 Statutory Maximum Contribution Rates			
Employer	14.0 %	18.1 %	18.1 %
Employee	10.0 %	*	**
2015 Actual Contribution Rates			
Employer:			
Pension	12.0 %	16.1 %	16.1 %
Post-employment Health Care Benefits	<u>2.0</u>	<u>2.0</u>	<u>2.0</u>
Total Employer	<u>14.0 %</u>	<u>18.1 %</u>	<u>18.1 %</u>
Employee	<u>10.0 %</u>	<u>12.0 %</u>	<u>13.0 %</u>

* This rate is determined by OPERS' Board and has no maximum rate established by ORC.

** This rate is also determined by OPERS' Board, but is limited by ORC to not more than 2 percent greater than the Public Safety rate.

Employer contribution rates are actuarially determined and are expressed as a percentage of covered payroll. The County's contractually required contribution was \$9,878,226 for 2015. Of this amount, \$1,183,716 is reported as a due to other governments.

Pension Liabilities, Pension Expense, and Deferred Outflows of Resources and Deferred Inflows of Resources Related to Pensions

The net pension liability for OPERS was measured as of December 31, 2014, and the total pension liability used to calculate the net pension liability was determined by an actuarial valuation as of that date. The County's proportion of the net pension liability was based on the County's share of contributions to the pension plan relative to the contributions of all participating entities. Following is information related to the proportionate share and pension expense:

BUTLER COUNTY, OHIO
 NOTES TO THE BASIC FINANCIAL STATEMENTS
 FOR THE YEAR ENDED DECEMBER 31, 2015

	<u>OPERS</u>
Proportionate Share of the Net Pension Liability	\$ 81,205,636
Proportionate Share of the Net Pension Liability	0.67328450 %
Pension Expense	\$ 8,883,502

At December 31, 2015, the County reported deferred outflows of resources and deferred inflows of resources related to pensions from the following sources:

	<u>OPERS</u>
Deferred Outflows of Resources	
Net difference between projected and actual earnings on pension plan investments	\$ 4,332,887
County contributions subsequent to the measurement date	<u>9,878,226</u>
Total Deferred Outflows of Resources	<u>\$ 14,211,113</u>
Deferred Inflows of Resources	
Differences between expected and actual experience	\$ 1,426,622

\$9,878,226 reported as deferred outflows of resources related to pension resulting from County contributions subsequent to the measurement date will be recognized as a reduction of the net pension liability in the year ending December 31, 2016. Other amounts reported as deferred outflows of resources and deferred inflows of resources related to pension will be recognized in pension expense as follows:

	<u>OPERS</u>
Year Ending December 31:	
2016	\$ 424,973
2017	424,973
2018	973,097
2019	<u>1,083,222</u>
Total	<u>\$ 2,906,265</u>

ACTUARIAL ASSUMPTIONS - OPERS

Actuarial valuations of an ongoing plan involve estimates of the values of reported amounts and assumptions about the probability of occurrence of events far into the future. Examples include assumptions about future employment, mortality, and cost trends. Actuarially determined amounts are subject to continual review or modification as actual results are compared with past expectations and new estimates are made about the future.

BUTLER COUNTY, OHIO
 NOTES TO THE BASIC FINANCIAL STATEMENTS
 FOR THE YEAR ENDED DECEMBER 31, 2015

Projections of benefits for financial reporting purposes are based on the substantive plan (the plan as understood by the employers and plan members) and include the types of benefits provided at the time of each valuation. The total pension liability in the December 31, 2014, actuarial valuation was determined using the following actuarial assumptions, applied to all periods included in the measurement:

Wage Inflation		3.75 percent
Future Salary Increases, including inflation COLA or Ad Hoc COLA	4.25 to 10.05 percent including wage inflation	3 percent, simple
Investment Rate of Return		8 percent
Actuarial Cost Method		Individual Entry Age

Mortality rates were based on the RP-2000 Mortality Table projected 20 years using Projection Scale AA. For males, 105 percent of the combined healthy male mortality rates were used. For females, 100 percent of the combined healthy female mortality rates were used. The mortality rates used in evaluating disability allowances were based on the RP-2000 mortality table with no projections. For males 120 percent of the disabled female mortality rates were used set forward two years. For females, 100 percent of the disabled female mortality rates were used.

The most recent experience study was completed for the five year period ended December 31, 2010.

The long-term rate of return on defined benefit investment assets was determined using a building-block method in which best-estimate ranges of expected future real rates of return are developed for each major asset class. These ranges are combined to produce the long-term expected real rate of return by weighting the expected future real rates of return by the target asset allocation percentage, adjusted for inflation.

OPERS manages investments in four investment portfolios: the Defined Benefits portfolio, the Health Care portfolio, the 115 Health Care Trust portfolio and the Defined Contribution portfolio. The Defined Benefit portfolio includes the investment assets of the Traditional Pension Plan, the defined benefit component of the Combined Plan, the annuitized accounts of the Member-Directed Plan and the VEBA Trust. Within the Defined Benefit portfolio, contributions into the plans are all recorded at the same time, and benefit payments all occur on the first of the month. Accordingly, the money-weighted rate of return is considered to be the same for all plans within the portfolio. The money weighted rate of return, net of investments expense, for the Defined Benefit portfolio is 6.95 percent for 2014.

The allocation of investment assets with the Defined Benefit portfolio is approved by the Board of Trustees as outlined in the annual investment plan. Plan assets are managed on a total return basis with a long-term objective of achieving and maintaining a fully funded status for the benefits provided through the defined benefit pension plans. The table below displays the Board-approved asset allocation policy for 2014 and the long-term expected real rates of return:

Asset Class	Target Allocation	Weighted Average Long-Term Expected Real Rate of Return (Arithmetic)
Fixed Income	23.00 %	2.31 %
Domestic Equities	19.90	5.84
Real Estate	10.00	4.25
Private Equity	10.00	9.25
International Equities	19.10	7.40
Other investments	18.00	4.59
Total	100.00 %	5.28 %

BUTLER COUNTY, OHIO
 NOTES TO THE BASIC FINANCIAL STATEMENTS
 FOR THE YEAR ENDED DECEMBER 31, 2015

DISCOUNT RATE

The discount rate used to measure the total pension liability was 8 percent. The projection of cash flows used to determine the discount rate assumed that contributions from plan members and those of the contributing employers are made at the statutorily required rates. Based on those assumptions, the pension plan's fiduciary net position was projected to be available to make all projected future benefits payments of current plan members. Therefore, the long-term expected rate of return on pension plan investments was applied to all periods of projected benefit payments to determine the total pension liability.

SENSITIVITY OF THE COUNTY'S PROPORTIONATE SHARE OF THE NET POSITION LIABILITY TO CHANGES IN THE DISCOUNT RATE

The following table presents the County's proportionate share of the net pension liability calculated using the current period discount rate assumption of 8 percent, as well as what the County's proportionate share of the net pension liability would be if it were calculated using a discount rate that is one-percentage-point lower (7 percent) or one-percentage-point higher (9 percent) than the current rate:

	1% Decrease (7.00%)	Current Discount Rate (8.00%)	1% Increase (9.00%)
County's proportionate share of the net pension liability	\$149,395,098	\$81,205,636	\$23,773,676

NOTE 13 – POST-EMPLOYMENT BENEFITS

OHIO PUBLIC EMPLOYEES RETIREMENT SYSTEM

Plan Description - The Ohio Public Employees Retirement System (OPERS) administers three separate pension plans: the traditional plan, a cost-sharing, multiple-employer defined benefit pension plan; the member-directed plan, a defined contribution plan; and the combined plan, a cost-sharing, multiple-employer defined benefit pension plan that has elements of both a defined benefit and defined contribution plan.

OPERS maintains two cost-sharing, multiple-employer defined benefit postemployment health care trusts, which fund multiple health care plans including medical coverage, prescription drug coverage, deposits to a health reimbursement arrangement and Medicare Part B premium reimbursements, to qualifying benefit recipients of both the traditional pension and combined plans. Members of the member-directed plan do not qualify for ancillary benefits, including OPERS sponsored health care coverage.

In order to qualify for postemployment health care coverage, age and service retirees under the traditional pension and combined plans must have twenty or more years of qualifying Ohio service credit. Health care coverage for disability benefit recipients and qualified survivor benefit recipients is available. The health care coverage provided by OPERS meets the definition of an Other Post Employment Benefit (OPEB) as described in GASB Statement 45. See OPERS' CAFR referenced below for additional information.

The Ohio Revised Code permits, but does not require, OPERS to provide health care to its eligible benefit recipients. Authority to establish and amend health care coverage is provided to the Board in Chapter 145 of the Ohio Revised Code.

Disclosures for the health care plan are presented separately in the OPERS financial report. Interested parties may obtain a copy by visiting <https://www.opers.org/financial/reports.shtml> by writing to OPERS, 277 East Town Street, Columbus, Ohio 43215-4642, or by calling (614) 222-5601 or 800-222-7377.

Funding Policy - The Ohio Revised Code provides the statutory authority requiring public employers to fund postemployment health care through their contributions to OPERS. A portion of each employer's contribution to OPERS is set aside for the funding of postemployment health care.

BUTLER COUNTY, OHIO
 NOTES TO THE BASIC FINANCIAL STATEMENTS
 FOR THE YEAR ENDED DECEMBER 31, 2015

Employer contribution rates are expressed as a percentage of the earnable salary of active members. In 2015, state and local employers contributed at a rate of 14.0 percent of earnable salary and public safety and law enforcement contributed at a rate of 18.1 percent of earnable salary. These are the maximum employer contribution rates permitted by the Ohio Revised Code. Active member contributions do not fund health care.

OPERS maintains three health care trusts. The two cost-sharing, multiple employer trusts, the 401(h) Health Care Trust and the 115 Health Care Trust, work together to provide health care funding to eligible retirees of the Traditional Pension and Combined plans. The third trust is a Voluntary Employee's Beneficiary Association (VEBA) that provides funding for a Retiree Medical Account for Member-Directed Plan members. Each year, the OPERS Board of Trustees determines the portion of the employer contribution rate that will be set aside to fund health care plans. The portion of employer contributions allocated to health care for members in the Traditional Pension Plan and Combined Plan was 2.0 percent during calendar year 2015. As recommended by OPERS' actuary, the portion of employer contributions allocated to health care beginning January 1, 2016 remained at 2.0 percent for both plans. The Board is also authorized to establish rules for the retiree or their surviving beneficiaries to pay a portion of the health care provided. Payment amounts vary depending on the number of covered dependents and the coverage selected. The employer contribution as a percentage of covered payroll deposited to the VEBA for participants in the Member-Directed Plan for 2015 was 4.5 percent.

Substantially all of the County's contribution allocated to fund postemployment healthcare benefits for the years ended December 31, 2015, 2014, and 2013 was \$1,694,719, \$1,790,682, and \$849,160 respectively. For 2015, 89.03 percent has been contributed with the balance being reported as Due to Other Governments. The full amount has been contributed for 2014 and 2013.

NOTE 14- LEASES

Operating Leases

The County leases equipment and buildings for County services under non-cancelable operating leases. The total costs in 2015 were \$586,859 in the governmental funds. The future minimum lease payments for these leases are as follows:

Year	Amount
2016	\$ 562,284
2017	546,981
2018	391,208
2019	152,447
2020	147,192
2021 - 2024	234,288
	<u>\$ 2,034,400</u>

Capital Leases

In prior years, the County has entered into capital leases to finance various County purchases. Capital lease payments have been reclassified and are reflected as debt service expenditures in the basic financial statements for the governmental funds as well as Enterprise funds. These expenditures are reported as program expenditures or principal and interest in the budgetary statements.

General capital assets consisting of vehicles, software and equipment have been capitalized in the amount of \$6,633,653 in the governmental funds and \$14,906 in the enterprise funds. This amount represents the present value of the minimum lease payments at the time of acquisition. Principal payments in 2015 totaled \$20,298 in the governmental funds and \$2,644 in enterprise funds.

BUTLER COUNTY, OHIO
 NOTES TO THE BASIC FINANCIAL STATEMENTS
 FOR THE YEAR ENDED DECEMBER 31, 2015

Capital Assets	Net Book Value	
	Governmental Funds	Enterprise Funds
Furniture, Fixtures, and Equipment	\$ 4,742,813	\$ 14,906
Vehicles	1,890,840	-
Less: Accumulated depreciation	(5,272,767)	(8,944)
Total Net Book Value	<u>\$ 1,360,886</u>	<u>\$ 5,962</u>

The following is a schedule of the future long-term minimum lease payments required under the capital leases and the present value of the minimum lease payments as of December 31, 2015

Year	Governmental	Business Type
2016	\$ 10,219	\$ 2,981
2017	1,557	446
2018	385	-
Total	<u>12,161</u>	<u>3,427</u>
Less Interest	<u>(548)</u>	<u>(136)</u>
Total Present Value Lease Payments	<u>\$ 11,613</u>	<u>\$ 3,291</u>

NOTE 15- OTHER EMPLOYEE BENEFITS

COMPENSATED ABSENCES

County employees earn vacation and sick leave at varying rates depending on length of service and department policy. All accumulated, unused vacation time is paid upon separation if the employee has at least one year of service with the County. Unused vacation time may be accumulated, with the approval of the appointing authority, to a maximum of three one-year accruals. All accumulated, unused compensatory time is paid upon separation. Accumulated, unused sick leave is paid at varying rates depending on length of service to employees who retire.

HEALTH CARE BENEFITS

The County has elected to provide employee medical/surgical benefits through the County Employee Benefits Consortium of Ohio, Inc. (CEBCO). Dental insurance is provided to all employees as a function of the health care plan through Dental Care Plus. Butler County Developmental Disabilities has chosen to provide employee medical/surgical benefits along with dental insurance through the Jefferson Health Plan.

During 2015, the County participated with the CEBCO (an insurance purchasing pool – see NOTE 21). CEBCO charges a fixed premium per month per enrolled employee. The premiums, along with an administrative charge, are paid into the Health Insurance internal service fund by the participating County funds and, in turn, the premiums are paid to CEBCO. Premiums charged by CEBCO are based upon the County's claims experience.

The Butler County Board Development Disabilities (BCBDD) participated in the Jefferson Health Plan during 2015. BCBDD provides health insurance to its employees through a self-insurance plan. BCBDD pays \$498.04 per month for employees enrolled in a single plan and \$1,377.24 per month for employees enrolled in a family plan, with the employees paying \$65.54 per month for single coverage, and \$170.22 per month for family coverage.

BUTLER COUNTY, OHIO
 NOTES TO THE BASIC FINANCIAL STATEMENTS
 FOR THE YEAR ENDED DECEMBER 31, 2015

NOTE 16 – PRIOR YEAR DEFEASANCE OF BONDS

In prior years, the County has defeased various bonds by placing the proceeds of the new bonds in an irrevocable trust to provide for all future debt service payments on the old bonds. Accordingly, the trust assets and the liability for the defeased bonds are not included in the County's financial statements. As of December 31, 2015, the bonds listed were unmatured and unpaid.

Refunded Bond Issues	Original Issue	Unmatured and Unpaid at 12/31/15
Fairfield Liberty Sewer District Number 2		
Dated April 1, 1968	\$ 525,000	\$ 15,000
Water Revenue		
Dated April 1, 1996	14,075,000	6,410,000
Sewer		
Dated June 1, 1996	16,645,000	5,270,000
Sewer		
Dated October 1, 1997	1,485,000	360,000
Sales Tax Revenue Bonds		
Dated 1997	23,810,000	8,095,000
Government Services Center		
Dated 1997	7,375,000	2,485,000
Sewer		
Dated June 1, 1998	5,490,000	3,760,000
Sewer		
Dated March 1, 1999	12,790,000	8,025,000
Mulhauser Road		
Dated October 1, 2000	6,860,000	1,615,000
Lakota Drive		
Dated October 1, 2000	395,000	125,000
Union Centre Phase 2		
Dated October 1, 2000	1,045,000	300,000
Water Judgement Bonds		
Dated July 23, 2002	35,030,000	23,945,000
Adult Detention Facility		
Dated October 1, 2002	29,875,000	14,986,250
Fiber Optic Ring		
Dated October 1, 2002	2,745,000	1,648,750

BUTLER COUNTY, OHIO
NOTES TO THE BASIC FINANCIAL STATEMENTS
FOR THE YEAR ENDED DECEMBER 31, 2015

NOTE 17- LONG-TERM OBLIGATIONS

A schedule of changes in bonds and other long-term obligations of the governmental activities of the County during 2015 were as follows:

Debt Issue	Balance as of 12/31/14	Increases	Decreases	Balance as of 12/31/15	Due Within One Year
General Obligation Bonds					
2006 3.75-5.00% \$17,500,000					
Various Purpose	\$ 10,180,000	\$ -	\$ 10,180,000	\$ -	\$ -
Premium on Debt Issued	343,101	-	343,101	-	-
2007 4.00-5.25% \$12,305,000					
Various Purpose	10,920,000	-	1,610,000	9,310,000	1,690,000
Premium on Debt Issued	291,985	-	44,567	247,418	-
2009 2.38-6.50% \$1,935,000					
By-Pass 4	1,780,000	-	80,000	1,700,000	85,000
Premium on Debt Issued	25,360	-	1,691	23,669	-
2010 2.00-5.00% \$1,870,000					
Airport Improvement	1,665,000	-	80,000	1,585,000	85,000
Discount on Debt Issued	(17,503)	-	(1,167)	(16,336)	-
2010 2.00-4.25% \$9,540,000					
Various Purpose	8,705,000	-	240,000	8,465,000	250,000
Premium on Debt Issued	14,301	-	894	13,407	-
Discount on Debt Issued	(22,179)	-	(1,386)	(20,793)	-
2010 2.25-5.00% \$7,200,000					
Various Purpose	7,200,000	-	-	7,200,000	-
Premium on Debt Issued	369,373	-	73,874	295,499	-
2012 1.00-5.00% \$7,100,000					
Adult Detention Facility	4,190,000	-	-	4,190,000	-
Premium on Debt Issued	639,691	-	79,961	559,730	-
2014 1.50-5.00% \$7,520,000					
Various Purpose	7,520,000	-	1,135,000	6,385,000	1,225,000
Premium on Debt Issued	633,634	-	63,363	570,271	-
2015 2.00-5.00% \$10,015,000					
Various Purpose	-	10,015,000	1,590,000	8,425,000	1,480,000
Premium on Debt Issued	-	935,454	116,932	818,522	-
Total General Obligation Bonds	\$ 54,437,763	\$ 10,950,454	\$ 15,636,830	\$ 49,751,387	\$ 4,815,000

BUTLER COUNTY, OHIO
NOTES TO THE BASIC FINANCIAL STATEMENTS
FOR THE YEAR ENDED DECEMBER 31, 2015

Debt Issue	Balance as of 12/31/14	Increases	Decreases	Balance as of 12/31/15	Due Within One Year
Sales Tax Bonds					
2005 3.00-5.00% \$29,365,000					
Government Service Center	\$ 4,800,029	\$ -	\$ 4,800,029	\$ -	\$ -
Premium on Debt Issued	246,470	-	246,470	-	-
Total Sales Tax Bonds	5,046,499	-	5,046,499	-	-
Special Assessment Bonds					
2005 4.125% \$1,144,000					
Venice Gardens Sewer	1,019,670	-	16,820	1,002,850	17,510
2007 4.00-5.00% \$4,790,000					
Various Purpose	2,620,000	-	565,000	2,055,000	595,000
2008 3.00-5.50% \$3,315,000					
Various Purpose	2,625,000	-	140,000	2,485,000	145,000
Premium on Debt Issued	58,622	-	4,187	54,435	-
2012 1.00-4.00% \$1,785,000					
2001 Union Ctr I and III	1,310,000	-	175,000	1,135,000	175,000
Premium on Debt Issued	70,293	-	10,041	60,252	-
Total Special Assessment Bonds	7,703,585	-	911,048	6,792,537	932,510
Long-Term Loans					
1995 2.00% \$1,811,520					
OPWC Muhlhauser Rd.	49,446	-	49,446	-	-
2005 0.00% \$789,748					
OPWC Cincinnati Dayton Rd.	394,874	-	39,487	355,387	39,487
2009 0.00% \$329,549					
OPWC Tylersville Rd.	238,925	-	16,477	222,448	16,477
2009 0.00% \$157,188					
OPWC Hamilton Eaton Slip	121,822	-	7,859	113,963	7,859
2010 0.00% \$305,000					
OPWC Reily Millville Slip Phase I	244,000	-	15,250	228,750	15,250
2010 0.00% \$416,498					
OPWC Reily Millville Slip Phase II	347,081	-	27,767	319,314	27,767
2011 0.00% \$348,950					
OPWC Trenton and Busenbark Rd.	305,330	-	17,448	287,882	17,448
Total Long-Term Loans	\$ 1,701,478	\$ -	\$ 173,734	\$ 1,527,744	\$ 124,288

BUTLER COUNTY, OHIO
 NOTES TO THE BASIC FINANCIAL STATEMENTS
 FOR THE YEAR ENDED DECEMBER 31, 2015

Debt Issue	Restated Balance as of 12/31/14	Increases	Decreases	Balance as of 12/31/15	Due Within One Year
Other Long-Term Obligations					
Capital Leases	\$ 31,911	\$ -	\$ 20,298	\$ 11,613	\$ 9,744
Claims Payable	2,717,842	2,849,535	2,599,863	2,967,514	899,783
Compensated Absences Payable	7,054,114	3,360,141	2,786,622	7,627,633	2,511,894
Contracts Payable - TID	18,487,347	2,297,419	224,681	20,560,085	360,255
Contracts Payable - Port Authority	11,085,000	-	-	11,085,000	445,000
Net Pension Liability-OPERS	73,815,468	1,607,870	-	75,423,338	-
Total Other Long-Term Obligations	\$ 113,191,682	\$ 10,114,965	\$ 5,631,464	\$ 117,675,183	\$ 4,226,676
Total Governmental Activities	\$ 182,081,007	\$ 21,065,419	\$ 27,399,575	\$ 175,746,851	\$ 10,098,474

GENERAL OBLIGATION BONDS

All governmental activities general obligation bonded debt are general obligations supported by the full faith and credit of the County. All unvoted general obligation bonds will be retired from the General Fund using unvoted general property tax revenues. The County currently retires all general obligation bonds from the bond retirement fund which is funded through general fund transfers.

In September 2006, the County issued a \$17,500,000 various purpose general obligation bond for the purpose of bonding short-term bond anticipation notes for various construction projects. These projects included building expansions or renovations for Children Services, the Juvenile Detention Center, County Administration Building, Middletown Mall roof, a grand jury room and the building located at 301 South Third Street. Other projects bonded in this issue included the Symmes Road Extension, various computer hardware/software, and construction of the Metro Parks lodge and lake facility at the old Voice of America property. The bonds were issued for a twenty-year period, with the final maturity in December 2026.

In April 2007, the County issued \$12,305,000 in various purpose general obligation bonds for the purpose of advance refunding \$10,820,000 of the 2002 Adult Detention Facility bonds and \$995,000 of the 2002 Fiber Optic Bonds. The bonds were issued for a fourteen-year period, with final maturity in December 2020. In December of 2014, the remaining portion of the Fiber Optic bonds was defeased. The County sent \$1,109,858 to an escrow agent to be held for payment on the bonds as they come due.

In November 2009, the County issued \$1,935,000 in general obligation bonds for the purpose of assisting the Transportation Improvement District in widening the State Route 4 Bypass. The bonds were issued for a twenty-year period, with a final maturity in December 2029.

In August 2010, the County issued \$1,870,000 in general obligation bonds for the construction and improvement of the Butler County Regional Airport. The bonds were issued for a twenty-year period, with a final maturity in December 2029.

In August 2010, the County issued \$9,540,000 in general obligation bonds to bond short-term bond anticipation notes. The \$9,540,000 in new bond proceeds along with existing Butler County funds were used to pay the bond anticipation notes that included the Yankee Road TIF Improvement, Cincinnati-Dayton Road TIF Improvement and the Cincinnati-Dayton Road Widening. The bonds were issued for a twenty five-year period, with a maturity in December 2034.

In September 2010, the County issued \$7,200,000 in general obligation bonds for the purpose of current refunding of the 2005 Sales Tax Bonds. The County used \$190,174 in trust accounts to assist in the refunding. The bonds were issued for a ten-year period, with a final maturity in December 2019.

BUTLER COUNTY, OHIO
 NOTES TO THE BASIC FINANCIAL STATEMENTS
 FOR THE YEAR ENDED DECEMBER 31, 2015

In June 2012, the County issued \$13,095,000 in general obligation bonds for the purpose of advance refunding \$7,100,000, the remaining portion of the 2002 general obligation bonds, as well as current refunding \$1,785,000 of special assessment bonds issued in 2001, and advance refunding \$4,210,000 of water judgment bonds issued in 2002. The 2002 refunded portion of the general obligation bonds were issued for an eleven-year period, with the final maturity in December 2022.

In September 2014, the County issued \$7,520,000 in general obligation bonds for the purpose of current refunding \$8,030,000 of 2004 various purpose bonds, in order to take advantage of lower interest rates. These bonds will mature in December 2024.

In May 2015, the County issued \$10,015,000 in general obligation bonds for the purpose of advance refunding \$10,180,000 of 2006 various purpose bonds, in order to take advantage of lower interest rates. These bonds are paid from the bond retirement fund and will mature in December 2022. As a result, \$10,180,000 of the 2006 Various Purpose General Obligation Bonds were considered defeased and the liability for the refunded bonds have been removed from the County's financial statements. The County decreased its total debt service payments by \$1,612,407 as a result of the refunding. The County also incurred an economic gain (difference between present value of the old and new debt service payments) of \$1,220,305, and incurred an accounting loss of \$506,857 (difference between reacquisition price and net carrying amount of the old debt), which is shown in the following table:

2006 Various Purpose Bonds	
Bonds Outstanding	\$10,180,000
Premium on Bonds	343,101
Total 2006 Various Purpose Bonds Outstanding	<u>10,523,101</u>
Payment to Refunded Bond Escrow Agent-Other Financing Use	<u>(11,029,958)</u>
2015 Various Purpose Bonds Refunding Accounting Loss	<u><u>(\$506,857)</u></u>

The amount unmatured, unpaid as of December 31, 2015 is \$10,180,000.

SALES TAX BONDS

The sales tax bonds are payable solely through sales tax revenues generated by the County's three-quarters of one percent (.75%) permanent permissive sales tax. These bonds were issued to construct the County's Government Services Center. The County is under no obligation to have such sales tax revenues directly paid to the bond trustees as long as the County finances all principal and interest payments due on the bonds sixty days prior to their payment date. Therefore, all payments made on the sales tax bonds are to be paid using sales tax revenue.

In June 2005, the County issued a \$29,365,000 sales tax bonds for the purpose of advance refunding \$31,185,000 of existing bonds issued to construct the Government Services Center Building. The bonds were issued for a twelve-year period, with final maturity in December 2016. These bonds were defeased during 2015.

In September 2010, the County issued a partial refunding of \$7,200,000 general obligation bonds for the \$22,795,000 of existing bonds outstanding from the 2005 issue.

For the current year, principal and interest paid and sales tax revenues were \$2,585,000 and \$41,852,127. The remaining 2016 Sales Tax Revenue Bonds principal and interest amount of \$2,577,750 were paid off in June 2015.

SPECIAL ASSESSMENT BONDS WITH GOVERNMENTAL COMMITMENT

Special assessment debt will be paid from the proceeds of special assessments levied against benefited property owners. In the event that a property owner defaults on an assessment, the County would be responsible for the debt payments. Special assessment bonds are retired from the Bond Retirement Fund using special assessment revenues.

BUTLER COUNTY, OHIO
NOTES TO THE BASIC FINANCIAL STATEMENTS
FOR THE YEAR ENDED DECEMBER 31, 2015

In August 2005, the County issued a \$1,144,000 special assessment bond for the purpose of bonding short-term bond anticipation notes for the Venice Gardens Sewer project. The bonds were issued for a forty-year period with final maturity in August 2045.

In April 2007, the County issued \$4,790,000 in special assessment bonds for the purpose of advance refunding \$220,000 of the 2000 Lakota Drive Bonds, \$650,000 of the 2000 Union Center Phase II Bonds and \$3,815,000 of the 2000 Muhlhauser Road Bonds. The bonds were issued for a fourteen-year period, with final maturity in December 2020.

In August 2008, the County issued \$3,315,000 in special assessment bonds for the purpose of bonding short-term bond anticipation notes for the University Pointe Landscaping and the Liberty Interchange (Cox Road Extension). The bonds were issued for a twenty-year period, with a final maturity in December 2028.

In June 2012, the County issued \$13,095,000 in general obligation bonds, \$1,785,000 for the purpose of current refunding \$1,835,000 of the 2001 special assessment bonds for phase one and three at Union Centre. Bonds were issued for a ten-year period with final maturity in December 2021.

The total interest and principal remaining on the bonds is \$8,986,311 payable through 2045. The purpose, terms and balances outstanding are identified above. For the current year, principal and interest paid and special assessment revenues were \$1,297,746 and \$1,248,585 respectively.

LONG-TERM LOANS

In 1995, the County entered into a loan with the Ohio Public Works Commission (OPWC) for \$1,811,520 to make improvements to Mulhauser Road using proceeds from the loan. The loan was issued for twenty-years with a final payment in July 2015. The loan will be repaid from Motor Vehicle Fund revenues.

In 2005, the County entered into a loan with the Ohio Public Works Commission (OPWC) for \$789,748 to make improvements to Cincinnati Dayton Road using proceeds from the loan. The loan was issued for twenty-years with the final payment due in July 2024. The loan will be repaid from Motor Vehicle Fund revenues.

In 2009, the County entered into a loan with the Ohio Public Works Commission (OPWC) for \$329,549 for the widening of Tylersville Road between Cincinnati Dayton and Wetherington Drive, including the replacement of an existing bridge using proceeds from the loan. The loan was issued for twenty-years with the final payment due in 2029. The loan will be repaid from Motor Vehicle Fund revenues.

In 2009, the County entered into a loan with the OPWC for \$157,188 for the restoration of the Hamilton Eaton Slip located at the intersection of State Road and Hamilton Eaton Road where Seven Mile Creek has eroded into the roadway area. The loan was issued for twenty-years with the final payment due in 2030. The loan will be repaid from Motor Vehicle Fund revenues.

In 2010, the County entered into a loan with the Ohio Public Works Commission (OPWC) for \$305,000 for phase one of the restoration of the Reily Millville Road Slip. The loan was issued for twenty-years with the final payment due in 2030. The loan will be repaid from Motor Vehicle Fund revenues.

In 2010, The County entered into a loan with OPWC for phase two of the restoration of the Reily Millville Road Slip not to exceed \$416,498. The loan was issued for fifteen-years with the final payment due in 2027. The loan will be repaid from Motor Vehicle Fund revenues.

In 2011, the County entered into a loan with OPWC not to exceed \$348,950 for the construction of new left turns lanes on Trenton and Busenbark Road. The loan was issued for twenty-years with the final payment due in 2032. The loan will be repaid from Motor Vehicle Fund revenues.

BUTLER COUNTY, OHIO
NOTES TO THE BASIC FINANCIAL STATEMENTS
FOR THE YEAR ENDED DECEMBER 31, 2015

OTHER PAYABLES

Capital leases are copiers for the Public Defender, a caravan, lawn mower and copier for the Care Facility, and a copier for Children's Services.

Claims payable represent the County's liability as well as Butler County Developmental Disabilities liability for the Jefferson Health Plan for workers' compensation coverage for all employees. Claims liabilities and expenses are estimated through a case by case review of all claims. The claims liability will be paid from the Workers' Compensation Internal Service Fund.

Compensated absences liability will be paid from the General Fund, Developmental Disabilities, Job and Family Services/Children Services Agency, Child Support Enforcement, All Other Legislative and Executive, Health Insurance, and the Workers Compensation Funds.

Contracts payable represent long-term contractual agreements for the payment of bonds issued by the Butler County Transportation Improvement District (TID) and the Butler County Port Authority.

The County pledged the Voice of America net TIF revenues (collections less debt service and school district payments) as a primary source to the Transportation Improvement District (TID) to assist in paying for the \$41,130,000 of 2007 Butler County Transportation Improvement District Highway Improvement Bonds. There is no set amortization schedule reflecting the amount sent to the TID. The County has recorded a long term obligation in the amount of \$20,560,085, the estimated portion of the bonds to be paid by the net TIF revenues. The County paid \$224,681 on the bonds in 2015.

Excess dollars paid to the TID from the TIF revenues will be returned to the County each year once debt service coverage is met. In the event the dollars are not sufficient to cover the debt requirements the County has pledged one-quarter of its Non-Tax Revenues of the General Fund as a secondary pledge. The TID Bonds have three pledged receipts for payment, which include Butler County along with pledges from Liberty Township and West Chester Township.

During 2014, the County partnered with Liberty Township and the Liberty Community Authority for the construction of public parking garages and infrastructure for the Liberty Center project, also known as the Steiner Development. When the project is complete, the assets will belong to the Liberty Community Authority. The parties entered into a funding agreement and issued \$37,310,000 in bonds for capital financing through the Butler County Port Authority. The bonds were issued November 14, 2014, and will be paid solely from the pledged amounts identified in the funding agreement: the Port Authority shall never be required to use its own funds to make such payments. The County pledged the excess dollars remaining on the Voice of America net TIF revenues for the \$11,085,000 Series A bonds. The series A bonds were issued to assist in constructing public parking garages. In the event the net TIF revenues are not sufficient to cover the debt requirements, the County has pledged one-quarter of its Non-Tax Revenues of the General Fund as a secondary pledge. The Series B bonds in the amount of \$6,045,000 will be paid by Liberty Township and the Series C bonds of \$20,180,000 will be paid by the Liberty Community Authority. In the event the Liberty Community Authority is unable to meet their debt obligation, the County has pledged any remaining dollars in the TIF related to the parcels in the Liberty Center Project as a secondary pledge. The bonds mature in 2032.

The Liberty Community Authority, a component unit of the County, has issued \$11,504,727 in OWDA loans. The County has pledged remaining TIF dollars for the repayment of these loans. These loans have annual principal payments through 2037 with semiannual interest payments. In the event the LCA is unable to make a payment, the County will be required to make that payment.

BUTLER COUNTY, OHIO
 NOTES TO THE BASIC FINANCIAL STATEMENTS
 FOR THE YEAR ENDED DECEMBER 31, 2015

Annual debt service requirements to maturity for general obligation bonds, sales tax bonds, special assessment bonds and loans for all governmental activities are as follows:

Year	General Obligation Bonds		Loans	
	Principal	Interest	Principal	Interest
2016	\$ 4,815,000	\$ 1,904,913	\$ 124,288	\$ -
2017	6,170,000	1,725,699	124,288	-
2018	6,445,000	1,440,567	124,288	-
2019	6,790,000	1,232,927	124,288	-
2020	4,485,000	974,210	124,288	-
2021-2025	13,000,000	2,530,507	581,958	-
2026-2030	4,575,000	810,713	298,175	-
2031-2035	980,000	106,250	26,171	-
Total	\$ 47,260,000	\$ 10,725,786	\$ 1,527,744	\$ -

Year	Special Assessment Bonds	
	Principal	Interest
2016	\$ 932,510	\$ 351,913
2017	973,230	304,790
2018	1,018,990	250,708
2019	459,770	200,507
2020	480,580	174,677
2021-2025	1,296,380	558,564
2026-2030	867,440	233,073
2031-2035	174,350	120,042
2036-2040	213,400	80,992
2041-2045	261,200	33,195
Total	\$ 6,677,850	\$ 2,308,461

Changes in long-term obligations reported in the business-type activities of the County during 2015 were as follows:

Debt Issue	Balance as of 12/31/14	Increases	Decreases	Balance as of 12/31/15	Due Within One Year
General Obligation Bonds					
2005 4.125% \$600,000					
Venice Gardens Sewer	\$ 534,790	\$ -	\$ 8,820	\$ 525,970	\$ 9,180
2006 4.375% \$3,200,000					
USDA New Miami Sewer	2,912,320	-	43,390	2,868,930	45,300
2009 2.00-4.00% \$10,695,000					
1999 Water and Sewer	3,810,000	-	710,000	3,100,000	730,000
Premium on Debt Issued	86,140	-	17,228	68,912	-
Total General Obligation Bonds	\$ 7,343,250	\$ -	\$ 779,438	\$ 6,563,812	\$ 784,480

BUTLER COUNTY, OHIO
NOTES TO THE BASIC FINANCIAL STATEMENTS
FOR THE YEAR ENDED DECEMBER 31, 2015

Debt Issue	Balance as of 12/31/14	Increases	Decreases	Balance as of 12/31/15	Due Within One Year
Water Judgment Bonds					
2007 4.00-5.25% \$24,135,000					
Water Judgment	\$ 22,200,000	\$ -	\$ 15,000	\$ 22,185,000	\$ 1,590,000
Premium on Debt Issued	221,045	-	221,045	-	-
2012 1.00-4.00% \$4,210,000					
Water Judgment	1,505,000	-	1,505,000	-	-
Premium on Debt Issued	44,647	-	44,647	-	-
Total Water Judgment Bonds	\$ 23,970,692	-	\$ 1,785,692	\$ 22,185,000	\$ 1,590,000

Debt Issue	Balance as of 12/31/14	Increases	Decreases	Balance as of 12/31/15	Due Within One Year
Revenue Bonds					
2005 3.00-5.00% \$19,575,000					
Sewer	13,605,000	-	2,250,000	11,355,000	2,325,000
Premium on Debt Issued	942,329	-	104,704	837,625	-
2006 4.375-4.375% \$4,000,000					
USDA Sewer	3,621,020	-	57,170	3,563,850	59,660
2014 2.00-4.00% \$9,640,000					
Sewer	9,640,000	-	1,065,000	8,575,000	1,165,000
Premium on Debt Issued	711,155	-	71,116	640,039	-
2014 0.30-3.00% \$7,335,000					
Water	7,030,000	-	930,000	6,100,000	930,000
2014 1.50-5.00% \$9,345,000					
Water	9,165,000	-	695,000	8,470,000	715,000
Premium on Debt Issued	1,240,621	-	112,784	1,127,837	-
Total Revenue Bonds	\$ 45,955,125	-	\$ 5,285,774	\$ 40,669,351	\$ 5,194,660

Debt Issue	Balance as of 12/31/14	Increases	Decreases	Balance as of 12/31/15	Due Within One Year
Long-Term Loans					
2005 4.19% \$4,634,892					
Cincinnati Waterworks	\$ 2,979,531	\$ -	\$ 222,022	\$ 2,757,509	\$ 231,505
2006 0.00% \$700,871					
OPWC Cast Iron Watermain	508,129	-	35,044	473,085	35,044
2006 0.00% \$874,581					
OPWC Watermain Improvements	590,342	-	43,729	546,613	43,729

BUTLER COUNTY, OHIO
NOTES TO THE BASIC FINANCIAL STATEMENTS
FOR THE YEAR ENDED DECEMBER 31, 2015

Debt Issue	Balance as of 12/31/14	Increases	Decreases	Balance as of 12/31/15	Due Within One Year
2009 0.00% \$470,318 OPWC Cast Iron Watermain	407,610	-	15,677	391,933	15,678
2009 3.52% \$3,158,694 OWDA Polybutylene Water Line	2,752,235	-	125,544	2,626,691	130,002
2009 3.42% \$849,987 OWDA Shaker Creek Sewer	688,132	-	35,796	652,336	37,031
2009 3.42% \$1,153,728 OWDA Big Monroe Sewer	935,297	-	48,588	886,709	50,264
2009 2.65% \$1,587,221 (ARRA) OWDA Lesourdsville Sewer	85,135	-	4,647	80,488	4,771
2010 0.00% \$2,466,203 (ARRA) OWDA Liberty-Fairfield Water Tank	1,133,754	-	70,859	1,062,895	70,860
2010 0.00% \$510,468 OPWC Sharon Creek Sewer	450,912	-	17,016	433,896	17,016
2010 0.00% \$600,000 OPWC Cast Iron Watermain	550,000	-	20,000	530,000	20,000
2011 3.71% \$35,500,000 OWDA Lesourdsville Phase 2	17,370,945	495,521	370,431	17,496,035	672,612
2011 0.00% \$201,000 OPWC West Chester Road Watermain Replacement	124,942	-	4,462	120,480	4,462
2011 0.00% \$580,000 OPWC Polybutylene	570,333	-	19,333	551,000	19,334
2012 0.00% \$169,873 OPWC Liberty-Fairfield Watermainmain Replacement	161,380	-	5,662	155,718	5,662
2013 0.00% \$642,040 OPWC Polybutylene	642,040	632,960	-	1,275,000	-
Total Long-Term Loans	\$ 29,950,717	\$ 1,128,481	\$ 1,038,810	\$ 30,040,388	\$ 1,357,970

BUTLER COUNTY, OHIO
 NOTES TO THE BASIC FINANCIAL STATEMENTS
 FOR THE YEAR ENDED DECEMBER 31, 2015

Debt Issue	Restated Balance as of 12/31/14	Increases	Decreases	Balance as of 12/31/15	Due Within One Year
Other Long-Term Obligations					
Capital Leases	\$ 5,935	\$ -	\$ 2,644	\$ 3,291	\$ 2,847
Compensated Absences	767,157	329,696	274,143	822,710	263,354
Net Pension Liability-OPERS	5,556,003	226,295	-	5,782,298	
Total Other Long-Term Obligations	6,329,095	555,991	276,787	6,608,299	266,201
Total Business-Type Activities	\$ 113,548,879	\$ 1,684,472	\$ 9,166,501	\$ 106,066,850	\$ 9,193,311

GENERAL OBLIGATION BONDS

All business-type activities general obligation bonded debt is supported by the full faith and credit of the County. Enterprise supported general obligation bonds are being paid by Enterprise Funds.

In August 2005, the County issued a \$600,000 general obligation bond for the purpose of bonding short-term bond anticipation notes for the Venice Gardens Sewer project. The bonds were issued for a forty-year period, with final maturity in August 2045.

In September 2006, the County issued a \$3,200,000 general obligation bond for the purpose of bonding short-term bond anticipation notes for the New Miami Sewer Improvement project. These bonds are registered with the United States Department of Agriculture Rural Development (USDA). The bonds were issued for a forty-year period, with maximum maturity in August 2046.

In November 2009, the County issued \$10,695,000 in general obligation bonds for the purpose of current refunding \$10,245,000 of the 1999 Water Revenue bonds and \$5,605,000 of the 1999 Sewer Revenue Bonds. The County used \$2,971,790 in trust accounts to assist in the refunding. The bonds were issued for a ten-year period, with a final maturity in December 2019.

WATER JUDGMENT BONDS

The 2007 and 2012 Water Judgment Bonds are general obligation bonds that were court ordered to settle the water contract dispute between Butler County and the City of Hamilton. The principal and interest are paid from the Water fund.

In April 2007, the County issued \$24,135,000 in water judgment bonds for the purpose of advance refunding \$24,000,000 of the 2002 Water Judgment Bonds. The bonds were issued for a twenty year period, with final maturity in December 2026.

In June 2012, the County issued \$13,095,000 in general obligation bonds, \$4,210,000 of this in water judgment bonds for the purpose of advance refunding \$4,215,000 of the 2002 water judgment bonds. The judgment bonds were issued for a four-year period with final maturity in December 2015.

REVENUE BONDS

Revenue bonds are supported by user charges and are not backed by the full faith and credit of the County. These bonds have been issued to pay for water and sewer projects.

In June 2005 the County issued a \$19,575,000 Sewer Revenue bond for the purpose of partially advance refunding \$1,485,000 of existing 1997, \$5,490,000 of existing 1998, and \$12,790,000 of existing 1999 Sewer bonds. The bonds were issued for an eighteen year period, with final maturity in December 2023.

BUTLER COUNTY, OHIO
NOTES TO THE BASIC FINANCIAL STATEMENTS
FOR THE YEAR ENDED DECEMBER 31, 2015

In September 2006, the County issued a \$4,000,000 Sewer Revenue bond for the purpose of bonding short-term bond anticipation notes for the New Miami Sewer Improvement project. These bonds are registered to the United States Department of Agriculture, Rural Development. The bonds were issued for a forty-year period, with the final maturity in December 2045.

In September 2014, the County issued \$9,640,000 of Sewer Revenue Bonds for the purpose of current refunding \$10,150,000 of 2004 Sewer Revenue Bonds, in order to take advantage of lower interest rates. These bonds are paid from the Sewer Fund and will mature in December 2024. As a result, \$10,150,000 of the 2004 sewer revenue bonds were considered defeased and the liability for the refunded bonds have been removed from the County's financial statements. The County decreased total debt service payments by \$1,037,069 as a result of the refunding. The County also incurred an economic gain (difference between present value of the old and new debt service payments) of \$923,563. The difference between the reacquisition price and net carrying amount of the old debt was insignificant.

In September 2014, the County issued \$7,335,000 of water revenue bonds for the purpose of advance refunding \$7,320,000 of 2005 Water Revenue Bonds, in order to take advantage of lower interest rates. These bonds are paid from the Water Fund and will mature in December 2021. As a result, \$7,320,000 of the 2005 Water Revenue Bonds were considered defeased and the liability for the refunded bonds have been removed from the county's financial statements. All refunded bonds have been repaid.

In September 2014, the County issued \$9,345,000 of Water Revenue Bonds for the purpose of advance refunding \$10,275,000 of 2005 Water Revenue Bonds, in order to take advantage of lower interest rates. These bonds are paid from the Water Fund and will mature in December 2025. As a result, \$10,275,000 of the 2005 Water Revenue Bonds were considered defeased and the liability for the refunded bonds have been removed from the County's financial statements. All refunded bonds have been repaid.

The County has pledged future revenues, net of operating expenses, to repay Revenue Bonds, Cincinnati Waterworks Loans, OPWC, and OWDA loans in the Water fund. The debt is payable solely from water customer net revenues and are payable through 2042. The purpose, terms and balances outstanding are identified above. Annual Principal and Interest payments on debt are expected to require 23% of net revenues. The total principal and interest remaining to be paid on the bonds and loans is \$29,520,666. Of this total \$17,340,483 is for the revenue bonds, \$3,369,223 for the Cincinnati Waterworks, and \$8,810,960 for the OPWC/OWDA loans.

Principal and interest paid for the current year and total net revenues were \$2,884,440 and \$12,593,990 respectively. Principal and interest and fiscal charges paid for the current year for Revenue Bonds was \$2,134,267, \$342,633 for the Cincinnati Waterworks loan and \$426,567 for the remaining OPWC/OWDA loans.

The County has pledged future revenues, net of operating expenses, to repay Revenue Bonds and OWDA loans in the Sewer fund. The debt is payable solely from sewer customer net revenues and are payable through 2045. The purpose, terms and balances outstanding are identified above. Annual Principal and interest payments on debt are expected to require 44% of net revenues. The total principal and interest remaining to be paid on the bonds and loans is \$56,673,577. Of this total \$29,335,162 is for the revenue bonds and \$27,338,415 is for the OPWC/OWDA loans.

Principal and interest paid for the current year and total net revenues were \$5,485,568 and \$12,499,480 respectively. Principal and interest and fiscal charges paid for the current year for Revenue Bonds was \$4,586,608 and \$898,960 for the OPWC/OWDA loans.

LONG-TERM LOANS

In 2005, Butler County entered into a contractual agreement with the City of Cincinnati for \$4,634,892 to assist in financing the construction of water lines and a master meter that runs from International Boulevard to Mulhauser Road. This expansion will allow Butler County a secondary water source and provide access to water for future development. Approximately \$549,623 of Butler County water lines were added while intangible assets of \$4,085,629 were recorded as depreciable capital assets, net. The balance owed to the City of Cincinnati at December 31, 2014 as a result of this project is \$2,979,531. This amount has been recorded on the County's books as a long-term liability in the Water Enterprise Fund.

BUTLER COUNTY, OHIO
NOTES TO THE BASIC FINANCIAL STATEMENTS
FOR THE YEAR ENDED DECEMBER 31, 2015

In 2006, the County entered into a loan with the Ohio Public Works Commission (OPWC) for \$700,871 and \$874,581 to make improvements to watermains in Butler County using proceeds from OPWC loans. The 2006 cast iron watermain loan was issued for twenty-years with the first payment starting in July 2009 and a final payment due in January 2029. The 2006 watermain improvements loan was issued for twenty-years with the first payment starting in July 2008 and a final payment due in January 2028. Both OPWC loans will be repaid by Water fund user charges.

In 2009, the County entered into a loan with Ohio Public Works Commission (OPWC) for \$470,318 to replace watermains using proceeds from the loan. The loan was issued for thirty-years with the final payment due in 2040. The loan will be repaid by Water Fund revenues.

In 2009, the County entered into a loan with Ohio Water Development Authority (OWDA) for \$3,158,694 to replace over 7,000 failing polybutylene service lines in Butler County. The loan was issued for thirty-years with the final payment due in 2031. The loan will be repaid by Water Fund revenues.

In 2009, the County entered into a loan with Ohio Water Development Authority (OWDA) for \$849,987 to restore and stabilize eroding stream banks of Shaker Creek. The loan was issued for twenty-years with the final payment due in 2029. The loan will be repaid by Sewer Fund revenues.

In 2009, the County entered into a loan with Ohio Water Development Authority (OWDA) for \$1,153,728 to reduce erosion, sedimentation and nutrient enrichment for the Big Monroe project located at Mill Creek. The loan was issued for twenty-years with the final payment due in 2029. The loan will be repaid by Sewer Fund revenues.

In 2009, the County entered into a loan with Ohio Water Development Authority (OWDA) for \$1,587,221 to construct a new sewage receiving facility, a new vector truck unloading facility, and install a second sludge-dewatering centrifuge. The loan was issued for twenty-years with the final payment due in 2030. The loan will be repaid by Sewer Fund revenues.

In 2010, the County entered into a loan with Ohio Water Development Authority (OWDA) for \$2,466,203 to design and construct a 2.0 million gallon ground-level storage tank that will serve as a buffer, isolating the pump station from other systems that are surrounding the area. In addition, control valves will be included to smooth out flow rates going into the tank and insuring that pressures are not drawn below acceptable levels. The loan was issued for twenty-years with the final payment due in 2030. The loan will be repaid by Water Fund revenues.

In 2010, the County entered into a loan with Ohio Public Works Commission (OPWC) for \$510,468 to replace and improve an existing sanitary force main with a new sanitary force main and gravity sewer. The loan proceeds also were used to increase the height of a cascade wall approximately two feet to prevent overflows that occur during heavy storm events. The loan was issued for thirty-years with the final payment due in 2041. The loan will be repaid by Sewer Fund revenues.

In 2010, the County entered into a loan with Ohio Public Works Commission (OPWC) for \$600,000 to replace over 15,000 feet of failing cast iron watermains for the subdivision of Dalewood located in West Chester Township. The loan was issued for thirty-years with the final payment due in 2042. The loan will be repaid by Water Fund revenues.

In 2011, the County entered into a loan with Ohio Water Development Authority (OWDA) for an amount not to exceed \$35,500,000 to upgrade and improve the LeSourdsville Wastewater Treatment Plant. The project includes upgrading existing systems and equipment at the plant. The loan was issued for twenty-years with the final payment due in 2034. The loan will be repaid by Sewer Fund revenues.

In 2011, the County entered into a loan with Ohio Public Works Commission (OPWC) for an amount not to exceed \$201,000 to replace the aging cast iron water main along West Chester Road from Barret Road to John Street in West Chester Twp. The loan was issued for thirty-years with the final payment due 2042. The loan will be repaid by Water Fund revenues.

BUTLER COUNTY, OHIO
 NOTES TO THE BASIC FINANCIAL STATEMENTS
 FOR THE YEAR ENDED DECEMBER 31, 2015

In 2011, the County entered into a loan with Ohio Public Works Commission (OPWC) for an amount not to exceed \$580,000 to replace polybutylene water lines in at various locations including Fairfield Township, Liberty Township, and West Chester Township. The loan was issued for thirty-years with the final payment due thirty years after completion of the project. The loan will be repaid by Water Fund revenues.

In 2012, the County entered into a loan with Ohio Public Works Commission (OPWC) for an amount not to exceed \$169,873 to replace a watermain in Liberty-Fairfield Township. The loan was issued for thirty-years with the final payment due 2043. The loan will be repaid by Water Fund revenues.

In 2013, the County entered into a loan with the Ohio Public Works Commission (OPWC) for \$642,040 for polybutylene water line replacement. The total project is for an amount not to exceed \$1,275,000. The 2013 project is anticipated to be completed in 2015 with an estimated loan payoff date in 2045. The loan will be paid from the Water Fund revenues. An amortization schedule is not yet available.

OTHER PAYABLES

Capital leases are copiers for Water and Sewer.

Compensated absences liability will be paid from Water and Sewer enterprise funds. See Note 12 for additional information related to the net pension liability.

Annual debt service requirements to maturity for general obligation bonds, judgment bonds, revenue bonds and loans for all business type activities are as follows:

Year	General Obligation Bonds		Judgment Bonds	
	Principal	Interest	Principal	Interest
2016	\$ 784,480	\$ 263,612	\$ 1,590,000	\$ 1,062,400
2017	816,840	233,876	1,670,000	982,900
2018	849,290	204,814	1,755,000	899,400
2019	881,870	172,620	1,835,000	820,425
2020	64,550	137,139	1,915,000	737,850
2021-2025	367,200	641,232	10,900,000	2,364,313
2026-2030	453,970	554,466	2,520,000	132,300
2031-2035	561,240	447,185	-	-
2036-2040	693,910	314,539	-	-
2041-2045	857,900	150,526	-	-
2046	163,650	7,160	-	-
Total	\$ 6,494,900	\$ 3,127,169	\$ 22,185,000	\$ 6,999,588

Year	Revenue Bonds		Loans	
	Principal	Interest	Principal	Interest
2016	\$ 5,194,660.00	\$ 1,486,751	\$ 1,357,970	\$ 594,721
2017	5,557,280	1,295,506	1,443,801	882,143
2018	5,530,000	1,076,531	1,488,282	841,728
2019	5,657,840	872,545	1,555,532	799,768
2020	3,595,810	679,922	1,582,353	756,201
2021-2025	9,693,340	1,723,787	8,640,759	3,186,447
2026-2030	499,620	578,293	7,972,369	1,707,922
2031-2035	618,910	459,009	5,012,893	698,050
2036-2040	766,680	311,246	623,258	11,230
2041-2045	949,710	128,205	363,171	-
Total	\$ 38,063,850	\$ 8,611,795	\$ 30,040,388	\$ 9,478,210

BUTLER COUNTY, OHIO
NOTES TO THE BASIC FINANCIAL STATEMENTS
FOR THE YEAR ENDED DECEMBER 31, 2015

MULTIFAMILY HOUSING

The County has served as the issuer of Multifamily Housing bonds. The proceeds were used to acquire, construct, improve, and equip multifamily housing. The Multifamily Housing revenue bonds do not constitute a general obligation, debt or bonded indebtedness of the County. Neither is the full faith and credit or taxing power of the County pledged to make repayment. The amount of revenue bonds outstanding at December 31, 2015 was \$94,625,000.

INDUSTRIAL DEVELOPMENT REVENUE BONDS

The County has served as the issuer of industrial revenue bonds. The proceeds were used for facilities used by private corporations or other entities. The County is not obligated in any way to pay debt charges on the bonds from any of its funds, and therefore they have been excluded entirely from the County's debt presentation. There has not been and is not any condition of default under the bonds or the related financing documents. The principal balance outstanding at December 31, 2015 is \$4,000,000.

HOSPITAL REVENUE BONDS

The County has served as the issuer of hospital revenue bonds. The proceeds were used to acquire, construct, improve, and equip hospital facilities. The hospital revenue bonds do not constitute a general obligation, debt or bonded indebtedness of the County. Neither is the full faith and credit or taxing power of the County pledged to make repayment. The amount of revenue bonds outstanding at December 31, 2015 was \$486,205,000.

CAPITAL FUNDING REVENUE BONDS

The capital funding revenue bonds were issued on behalf of the County Commissioners Association of Ohio for their low cost capital pooled financing program. Butler County is not obligated in any way to pay debt charges on the bonds from any of its funds, and therefore they have been excluded entirely from the County's debt presentation. The principal payments will begin in 2035. The principal balance outstanding at December 31, 2015 was \$47,325,000.

LEGAL DEBT MARGIN

The Ohio Revised Code provides that the net general obligation debt of the County, exclusive of certain exempt debt, issued without a vote of the electors shall never exceed one percent of the total assessed valuation of the County. The Code further provides that the total voted and unvoted net debt of the County, less the same exempt debt, shall never exceed a sum equal to three percent of the first \$100,000,000 of the assessed valuation, plus one and one-half percent of such valuation in excess of \$100,000,000 and not in excess of \$300,000,000, plus two and one-half percent of such valuation in excess of \$300,000,000.

The effects of the debt limitations described above at December 31, 2015 are an overall debt margin of \$160,533,970 and unvoted debt margin of \$51,472,391.

NOTE 18- SHORT-TERM OBLIGATIONS

A summary of the short-term bond anticipation notes for all governmental funds are as follows:

BUTLER COUNTY, OHIO
 NOTES TO THE BASIC FINANCIAL STATEMENTS
 FOR THE YEAR ENDED DECEMBER 31, 2015

Fund Type	Balance			Balance 12/31/15
	12/31/14	Increase	Decrease	
Capital Projects				
0.30% Courts Remodeling and Expansion	\$ 1,848,000	\$ 1,748,000	\$ 1,848,000	\$ 1,748,000
0.30% Courts Remodeling Project	773,000	727,000	773,000	727,000
0.50% Fiber Optic Ring II	1,512,000	1,279,000	1,512,000	1,279,000
0.30% Hutspeniller Hamilton Mason TIF	2,670,000	2,595,000	2,670,000	2,595,000
0.30% Old Jail Rehabilitation	939,000	909,000	939,000	909,000
0.30% Princeton Road Admin Building	7,084,000	6,864,000	7,084,000	6,864,000
Total Governmental Funds	\$ 14,826,000	\$ 14,122,000	\$ 14,826,000	\$ 14,122,000

The notes are issued in anticipation of long-term bond financing and will be refinanced until such bonds are issued. They are backed by the full faith and credit of the County and will mature within one year. The liability for the notes is presented in the fund that received the note proceeds. The notes were issued in July 2015, and will mature in July 2016.

NOTE 19– INTERFUND BALANCES AND ACTIVITY

Transfers In/Transfers Out activity for 2015 consisted of the following:

Transfers To	Transfers From		
	General	Non Major Governmental	Total
General	\$ -	\$ 1,150,000	\$ 1,150,000
Job and Family Services / Children Services Agency	793,716	-	793,716
Mental Health and Addition Recovery Services	110,000	-	110,000
Non Major Governmental	11,373,783	1,534,761	12,908,544
Total	\$ 12,277,499	\$ 2,684,761	\$ 14,962,260

Due From/Due To balances at December 31, 2015 consist of the following individual fund receivables and payables:

Due To (Payable)	Due From (Receivable)			
	General	Developmental Disabilities	Non Major Governmental	Total
Developmental Disabilities	\$ 60	\$ -	\$ -	\$ 60
Job and Family Services / Children Services Agency	18,870	-	19,972	38,842
Non Major Governmental	53,789	-	-	53,789
Sewer	992	-	-	992
Water	661	-	-	661
Internal Service	-	156,877	-	156,877
Total	\$ 74,372	\$ 156,877	\$ 19,972	\$ 251,221

BUTLER COUNTY, OHIO
 NOTES TO THE BASIC FINANCIAL STATEMENTS
 FOR THE YEAR ENDED DECEMBER 31, 2015

Advances From/Advances To balances at December 31, 2015 consist of the following individual fund receivables and payables:

<u>Advances To</u>	<u>Advances From General</u>
Mental Health and Addition Recovery Services	\$ 36,600
Non Major Governmental	925,156
Total	<u>\$ 961,756</u>

Transfers are used to move revenues from the fund that statute or budget requires to collect them to the fund that statute or budget requires to expend them and to use unrestricted revenues collected in the General Fund to finance various programs accounted for in other funds in accordance with budgetary authorizations. In addition, the General Fund received transfers in during 2015 from a surplus declaration from the clerk of courts title fund.

All balances in the Due From/Due To schedule resulted from the time lag between the dates that (1) interfund goods and services are provided or reimbursable expenditures occur, (2) transactions are recorded in the accounting system, and (3) payments between funds are made.

The balance of \$36,300 due to the General Fund for advances to Mental Health and Additions Recovery Services as well as \$925,156 to Non Major Governmental Funds results from cash flow issues in those funds. The amounts reported as Due From/Due to Other Funds are expected to be repaid within one year; the advances are not.

NOTE 20– CONTINGENT LIABILITIES

The County has received federal and State grants for specific purposes that are subject to review and audit by the grantor agencies or their representatives. These audits could lead to a request for reimbursement to the grantor agency for any expenses disallowed under terms of the grant. Based on prior experience the County believes such disallowances, if any, will be immaterial.

The County is a defendant in various lawsuits. Although the outcome of these lawsuits is not presently determinable, in the opinion of the County the resolution of these matters will not have a material adverse effect on the financial condition of the County.

NOTE 21 –JOINTLY GOVERNED ORGANIZATIONS/RISK SHARING POOL/INSURANCE PURCHASING POOL/RELATED ORGANIZATIONS

BUTLER COUNTY EMERGENCY MANAGEMENT AGENCY

The Butler County Emergency Management Agency is a jointly governed organization among the County, thirteen townships, five cities and seven villages created by a countywide agreement with the Butler County Commissioners. The twenty-six members of the advisory council are appointed as follows: one County Commissioner and the chief elected official of each of the thirteen townships, five cities and seven villages. The degree of control exercised by any participating government is limited to its representation on the Board. The Agency does not have any outstanding debt. The County does not have an equity interest in the Agency.

The Agency is not accumulating significant financial resources or experiencing fiscal stress which would cause additional financial benefit to or burden on the County. In 2015, the County contributed \$50,000. Complete financial statements can be obtained from the Emergency Management Agency, 315 High St. Hamilton, OH 45011.

BUTLER COUNTY, OHIO
NOTES TO THE BASIC FINANCIAL STATEMENTS
FOR THE YEAR ENDED DECEMBER 31, 2015

TRANSPORTATION IMPROVEMENT DISTRICT OF BUTLER COUNTY

The Transportation Improvement District, a jointly governed organization, provides the opportunity to construct roads, bridges and accompanying improvements within the County. The Transportation Improvement District Board, which consists of representatives from each of the participating governments, including the County, oversees the operation of the District. Complete financial statements can be obtained from the Transportation Improvement District, 315 High St. 6th Floor Hamilton, OH 45011.

OHIO KENTUCKY INDIANA REGIONAL COUNCIL OF GOVERNMENTS

The Ohio Kentucky Indiana Regional Council of Governments (OKI), a jointly governed organization, was formed in 1964. OKI is a council of local governments, business organizations and community groups that work together to improve the economic development of the Tri-State.

BUTLER/CLERMONT/WARREN WORKFORCE POLICY BOARD (AREA 12)

The Butler/Clermont/Warren Workforce Policy Board is a jointly governed organization with thirty-one board members consisting of representatives from business, education, labor and government. The Butler County Commissioners appoint two of the members of the board. The Policy Board is a regional organization developed as a result of the Workforce Investment Act. The role of the Policy Board is to assess the workforce needs of area employers, assess the employment and training needs of job seekers and to identify fiscal and other available resources to meet current and future workforce needs in the region.

COMMUNITY-BASED CORRECTIONAL FACILITY

The Community-Based Correctional Facility is a jointly governed organization that provides an alternative to prison incarceration for felony offenders. The Facility is the last step in the continuum of increasing punishment before prison incarceration. The Facility is a minimum-security operation. The Facility's governing board oversees the operations of the organization. Common Pleas Judges from the participating counties comprise a Judicial Advisory Board. The Judicial Advisory Board appoints two-thirds of the members of the Facility Governing Board and advises the Facility's Governing Board regarding Facility matters. The Board includes at least one Common Pleas Court Judge from each participating county. The Facility serves Butler, Clermont, and Warren County.

The Facility's Governing Board has contracted with Talbert House for daily operational functions, a non-profit organization. Talbert House is responsible for essentially all management decisions related to the Facility, subject to the Facility Governing Board's oversight. Complete financial statements can be obtained from the Community-Based Correctional Facility, 5234 State Route 63, Lebanon, OH 45036.

SOUTHWEST OHIO COUNCIL OF GOVERNMENTS

The Southwest Ohio Council of Governments was created by the Board of Developmental Disabilities of Butler, Hamilton, Clermont and Warren Counties. The Council consists of four members representing each of the four counties. Any other County Board of Developmental Disabilities may petition for membership to the Council however membership must be approved by two-thirds vote of the Council members. The role of the Council is to coordinate the powers and duties of the member Boards to better serve and benefit persons with developmental disabilities within the four counties. The Council serves as its own taxing and debt issuance authority and is a jointly governed organization. In 2015, Butler County contributed \$5,000 to the Council. Financial information for the Southwest Ohio Council of Governments may be obtained at 1910 Fairgrove Avenue Suite E, Hamilton Ohio 45011.

COUNTY RISK SHARING AUTHORITY (CORSA)

The County Risk Sharing Authority (CORSA) is a risk sharing pool made up of sixty-two counties in Ohio. CORSAs were formed as an Ohio non-profit corporation for the purpose of establishing the CORSAs Insurance/Self-Insurance Program, a group primary and excess insurance/self-insurance and risk management program. Member counties agree to jointly participate in coverage of losses and pay all contributions necessary for the specified insurance coverage provided by CORSAs. This coverage includes comprehensive general liability, automobile liability, certain property insurance and public officials' errors and omissions liability insurance.

BUTLER COUNTY, OHIO
NOTES TO THE BASIC FINANCIAL STATEMENTS
FOR THE YEAR ENDED DECEMBER 31, 2015

Each member county has one vote on all matters requiring a vote, to be cast by a designated representative. An elected board of not more than nine trustees manages the affairs of the Corporation. Only county commissioners of member counties are eligible to serve on the board. No county may have more than one representative on the board at any time. Each member county's control over the budgeting and financing of CORSA is limited to its voting authority and any representation it may have on the board of trustees. CORSA has issued certificates of participation in order to provide adequate cash reserves. The certificates are secured by the member counties' obligations to make coverage payments to CORSA. The participating counties have no responsibility for the payment of certificates. The County's payment for insurance to CORSA in 2015 was \$721,787.

JEFFERSON HEALTH PLAN

The Butler County Board Development Disabilities (BCBDD) participated in the Jefferson Health Plan during 2015. BCBDD provides health insurance to its employees through a self-insurance plan. BCBDD pays \$498.04 per month for employees enrolled in a single plan and \$1,377.24 per month for employees enrolled in a family plan, with the employees paying \$65.54 per month for single coverage, and \$170.22 per month for family coverage.

COUNTY EMPLOYEE BENEFITS CONSORTIUM OF OHIO, INC. (CEBCO)

The County purchases commercial health care insurance from the County Employee Benefits Consortium of Ohio, Inc. (CEBCO), an Ohio not-for-profit corporation, and insurance purchasing pool with membership open to Ohio political subdivisions, to collectively pool resources to purchase employee benefits. The entire risk of loss transfers to the commercial insurance carrier.

The business and affairs of the consortium are governed by a board comprised of representatives of counties that participate in the program. Two thirds of the directors are County Commissioners of the member Counties and one third are employees of member Counties. Each member of the consortium is entitled to one vote. At all times one director is required to be a member of the board of directors of the County Commissioners Association of Ohio and another is required to be a board member of the County Risk Sharing Authority, Inc.

REGIONAL TRANSIT AUTHORITY (RTA)

The Regional Transit Authority (RTA) is a related organization to the County. The County Commissioners are responsible for appointing the board of directors of the RTA; however, the County Commissioners cannot influence the RTA's operations, nor does the RTA represent a potential financial benefit or burden to the County. Although the County does serve as the taxing authority and may issue tax related debt on behalf of the RTA, its role is limited to a ministerial function. Once the RTA determines to present a levy to the voters, including the determination of the rate and duration, the County must place the levy on the ballot. The RTA may issue debt and determine its own budget. Financial information for the RTA may be obtained at 3045 Moser Ct. Hamilton, OH 45011.

BUTLER COUNTY CONVENTION AND VISITOR BUREAU

The Butler County Convention and Visitor Bureau is a related organization established to promote economic activity and development through tourism. The County Commissioners appoint fifteen members to serve on the Convention and Visitor Bureau Board. Nine of the Board members represent local community interests. Three members include representatives from existing Convention and Visitor Bureaus already established in the County. The remaining board members consist of a member from Butler County Metroparks, Butler County Chamber Caucus and a board member recommended by the Commissioners.

The County Commissioners passed a three-percent hotel excise tax in August of 2003 pursuant to the regulations in Ohio Revised Code 5739.09. The hotel tax collections are collected by Butler County and can only be distributed to a Convention and Visitor Bureau according to the statute. The County is not required to contribute any of their own resources to the Convention and Visitor Bureau in the event of fiscal stress, nor would Butler County benefit from any significant financial resources of the Butler County Visitor and Convention Bureau. Complete financial statements can be obtained from the Butler County Convention and Visitor Bureau, 315 High Street, Hamilton, OH 45011.

BUTLER COUNTY, OHIO
 NOTES TO THE BASIC FINANCIAL STATEMENTS
 FOR THE YEAR ENDED DECEMBER 31, 2015

METROPARKS OF BUTLER COUNTY

The Park District Commissioners are appointed by the Probate Judge of the County. The Commissioners adopt their own budget, authorize expenditures, hire and fire staff, and do not rely on the County to finance deficits. Metroparks provides educational programs along with recreational opportunities throughout the year. The County is not financially accountable for the District nor is the District fiscally dependent on the County. The District serves as its own taxing and debt issuance authority and is a related organization of the County. Financial information for the Metroparks of Butler County may be obtained at 2051 Timberman Road, Hamilton, OH 45013.

NOTE 22- CONSTRUCTION AND OTHER SIGNIFICANT COMMITMENTS

The County has several outstanding contracts for construction and professional services. The following amounts remain on these contracts as of December 31, 2015.

<u>Project</u>	<u>Outstanding Balance</u>
Building Crafts Inc	\$ 1,605,596
W. Rogers Construction	1,097,940
ESI, Inc	530,240
PCS Technology	69,800
Frebco	61,482
Total	<u>\$ 3,365,058</u>

NOTE 23- BUTLER COUNTY LAND REUTILIZATION CORPORATION

Reporting Entity

The Butler County Land Reutilization Corporation (the "Corporation") is a county land reutilization corporation that was formed on June 15, 2012, when the Butler County Board of Commissioners authorized the incorporation of the Corporation under Chapter 1724 of the Ohio Revised Code through resolution as a not-for-profit corporation under the laws of the State of Ohio. The Corporation is a component unit of Butler County. The purpose of the Corporation is to strengthen neighborhoods in Butler County (the "County") by returning vacant and abandoned properties to productive use. The Corporation has been designated as the County's agent to further its mission to reclaim, rehabilitate, and reutilize vacant, abandoned, tax foreclosed and other real property in the County by exercising the powers of the County under Chapter 5722 of the Ohio Revised Code.

Basis of Accounting

The basic financial statements of the Corporation have been prepared in conformity with accounting principles generally accepted in the United States of America (GAAP) as applied to governmental units. GASB is the accepted standard-setting body for establishing governmental accounting and financial reporting principles. The more significant of the Land Reutilizations' accounting policies are described below:

General Fund - The general fund is the Corporation's only governmental fund. This fund accounts for all financial resources that are received from the County Treasurer from penalties collected on delinquent property taxes and interest on those delinquencies. The general fund receives 1% of all collections of delinquent real property, personal property, and manufactured and mobile home taxes that are deposited into the County's Delinquent Tax Assessment and Collection Tax (DTACT) fund. The general fund balance is available to the Corporation for any purpose provided it is expended or transferred according to the general laws of Ohio. In addition, the fund receives State grant revenues.

Measurement Focus

The government-wide financial statements are prepared using a flow of economic resources measurement focus. All assets, all deferred outflows of resources, all liabilities and all deferred inflows of resources associated with the operation of the Corporation are included on the statement of net position. The statement of activities presents increases (i.e., revenues) and decreases (i.e., expenses) in total net position.

BUTLER COUNTY, OHIO
NOTES TO THE BASIC FINANCIAL STATEMENTS
FOR THE YEAR ENDED DECEMBER 31, 2015

Deferred Outflows of Resources and Deferred Inflows of Resources

In addition to assets, the government-wide statement of net position will report a separate section for deferred outflows of resources. Deferred outflows of resources, represents a consumption of net position that applies to a future period and will not be recognized as an outflow of resources (expense/expenditure) until then. There were no deferred outflows of resources at December 31, 2015.

In addition to liabilities, both the government-wide statement of net position and the governmental fund financial statements report a separate section for deferred inflows of resources. Deferred inflows of resources represent an acquisition of net position that applies to a future period and will not be recognized as an inflow of resources (revenue) until that time. For the Corporation, deferred inflows of resources include unavailable revenue. Unavailable revenue is reported only on the governmental funds balance sheet, and represents receivables which will not be collected within the available period. For the Corporation, unavailable revenue includes intergovernmental grants. These amounts are deferred and recognized as an inflow of resources in the period the amounts become available.

Expenses/Expenditures

On the accrual basis of accounting, expenses are recognized at the time they are incurred. The measurement focus of governmental fund accounting is on decreases in net financial resources (expenditures) rather than expenses. Expenditures are generally recognized in the accounting period in which the related fund liability is incurred, if measurable. Allocations of cost, such as depreciation and amortization, are not recognized in governmental funds.

Budgetary Process

The Corporation is not bound by the budgetary laws prescribed by the Ohio Revised Code for purely governmental entities.

Federal Income Tax

The Corporation is exempt from federal income tax under Section 115(1) of the Internal Revenue Code.

Cash and Cash Equivalents

All monies received by the Corporation are deposited in a demand deposit account. The Corporation had no investments during the year or at the end of the year. Investments with an original maturity of three months or less at the time of purchase are presented on the financial statements as cash equivalents.

Prepayments

Certain payments to vendors reflect the costs applicable to future accounting periods and are recorded as prepaid items in both government-wide and fund financial statements. These items are reported as assets on the balance sheet using the consumption method. A current asset for the prepaid amounts is recorded at the time of the purchase and the expenditure/expense is reported in the year in which services are consumed. At year end, because prepayments are not available to finance future governmental fund expenditures, a nonspendable fund balance is recorded by an amount equal to the carrying value of the asset on the fund financial statements.

Assets Held for Resale

Assets held for resale represent properties purchased by or donated to the Corporation. These properties are valued based upon the purchase price plus any costs of maintenance, rehabilitation, or demolition of homes on the properties. For donated or forfeited properties, the asset is reported at fair value. The Corporation holds the properties until the home is either sold to a new homeowner, sold to an individual who will rehabilitate the home, or the home on the property is demolished. Properties with demolished homes could be transferred to the city or township they are in after demolition, until those parcels may be merged with adjacent parcels for development or green space projects, or the Corporation may sell other lots to the owners of adjacent parcels for a nominal cost.

Net Position

Net position represents the difference between assets, deferred outflows of resources, liabilities and deferred inflows of resources. Net position is reported as restricted when there are limitations imposed on their use either through the enabling legislation or through external restrictions imposed by creditors, grantors, or laws or regulations of other governments. The Corporation had no restricted net position at December 31, 2015.

BUTLER COUNTY, OHIO
NOTES TO THE BASIC FINANCIAL STATEMENTS
FOR THE YEAR ENDED DECEMBER 31, 2015

Intergovernmental Revenue

The Corporation receives operating income through Butler County. This money represents the penalties and interest on current unpaid and delinquent property taxes once these taxes are paid. Pursuant to ORC 321.263, these penalty and interest monies are collected by the County when taxes are paid and then are paid to the Corporation upon the Corporation's written request. In addition, the Corporation receives State grant funding.

Estimates

The preparation of the basic financial statements in conformity with GAAP requires management to make estimates and assumptions that affect the amounts reported in the basic financial statements and accompanying notes. Actual results may differ from those estimates.

Unearned Revenue

Unearned revenue arises when assets are recognized before revenue recognition criteria has been satisfied. The unearned revenue for the Corporation is from the City of Hamilton and City of Middletown for future acquisition costs.

Deposits and Investments

At December 31, 2015, the carrying amount of all Corporation deposits was \$301,742. Based on the criteria described in GASB Statement No. 40, "Deposits and Investment Risk Disclosures", as of December 31, 2015, \$62,924 of the Corporation's bank balance of \$312,924 was exposed to custodial credit risk as described below while \$250,000 was covered by the Federal Deposit Insurance Corporation (FDIC).

Custodial credit risk is the risk that, in the event of bank failure, the Corporation's deposits may not be returned. All deposits are collateralized with eligible securities in amounts equal to at least 105% of the carrying value of the deposits. Such collateral, as permitted by the Ohio Revised Code, is held in single financial institution collateral pools at Federal Reserve Banks, or at member banks of the federal reserve system, in the name of the respective depository bank and pledged as a pool of collateral against all of the public deposits it holds or as specific collateral held at the Federal Reserve Bank in the name of the Corporation. The Corporation has no deposit policy for custodial credit risk beyond the requirements of State statute. Although the securities were held by the pledging institutions' trust department and all statutory requirements for the deposit of money had been followed, noncompliance with federal requirements could potentially subject the Corporation to a successful claim by the FDIC.

Transactions with Butler County

Pursuant to and in accordance with Section 321.261 (B) of the Ohio Revised Code, the Corporation has been authorized by the Butler County Board of Commissioners to receive 1% of all collections of delinquent real property, personal property, and manufactured and mobile home taxes that are deposited into the County's Delinquent Tax Assessment and Collection Tax (DTACT) fund and will be available for appropriation by the Corporation to fund operations. At December 31, 2015, the Corporation recognized revenues of \$154,316 for these fees that were collected by the County in 2015. The Corporation also received \$13,128 in various other revenues.

During 2015, the Corporation paid \$130,168 in various costs to the Butler County Commissioners, Sheriff and Treasurer.

NOTE 24- LIBERTY COMMUNITY AUTHORITY

Reporting Entity

The Liberty Community Authority, Butler County, Ohio (the "Authority") is a community authority created pursuant to Chapter 349 of the Ohio Revised Code (ORC) and is a component unit of Butler County. Liberty Center Holdings, LLC (the Developer) filed a petition (the Petition) for creation of the Authority with the Board of County Commissioners of Butler County, Ohio, and the Petition was accepted by Resolution No. 13-08-03783 of the Board of County Commissioners of Butler County on August 22, 2013. The Petition, which may be subject to amendment or change, defines the boundaries of the Authority and allows the Authority to finance the costs of publicly owned and operated improvements and community facilities with Community Development Charges.

The Authority includes approximately 65 acres of land located in Liberty Township, Butler County, Ohio with a mixed use commercial project known as Liberty Center including retail space, office space, hospitality components and residential units. Liberty Center's grand opening was in October 2015.

BUTLER COUNTY, OHIO
NOTES TO THE BASIC FINANCIAL STATEMENTS
FOR THE YEAR ENDED DECEMBER 31, 2015

Measurement Focus, Basis of Accounting and Basis of Presentation

The financial statements are prepared in accordance with accounting principles generally accepted in the United States of America as applied to government units. The Governmental Accounting Standards Board (GASB) is the accepted standard-setting body for establishing governmental accounting and financial reporting principles. The financial statements are reported using the economic resources measurement focus and the accrual basis of accounting. Revenues are recorded when earned and expenses are recorded when a liability is incurred, regardless of the timing of cash flows.

Operating revenues are those revenues that are generated from the primary activity of the Authority and consist of both assessed valuation charges and facility charges. Operating expenses consist of administrative expenses and depreciation on capital assets. All revenues and expenses not meeting these definitions are reported as non-operating revenues and expenses.

Cash and Cash Equivalents

The Authority considers all highly liquid investments with an original maturity of three months or less at the time they are purchased to be cash and cash equivalents.

Capital Assets and Depreciation

Capital assets, including parking garages and infrastructure, are recorded at historical cost for assets acquired or constructed and fair value for contributed infrastructure. Expenses that increase values or extend the useful life of the respective assets are capitalized while the costs of maintenance and repairs are charged to operating expenses. Interest costs related to the construction are capitalized. Depreciation is calculated on a straightline basis over the estimated useful life of the various classes of assets. The useful life for computing depreciation is 50 years for parking garages and infrastructure.

Bonds Payable and Discounts

Bonds payable are reported net of the unamortized bond discount which is deferred and amortized over the term of the bonds. Issuance costs are expensed as incurred.

Due to Developer

The amounts reported as Due to Developer represent administrative and construction costs funded by the Developer in accordance with the master agreement to be reimbursed by the Authority.

Net Position

Net position represents the difference between assets and liabilities. Investment in capital assets consists of capital assets, net of accumulated depreciation, reduced by the outstanding balances of any borrowings used for the acquisition, construction, or improvement of those assets. Net position is reported as restricted when there are limitations imposed on their use either through the enabling legislation adopted by the Authority or through external restrictions imposed by creditors, grantors or laws or regulations of other governments. The Authority applies restricted resources when an expense is incurred for purposes for which both restricted and unrestricted net position is available.

Use of Estimates

The preparation of the financial statements in conformity with accounting principles generally accepted in the United States of America requires management to make estimates and assumptions that affect the reported amounts of assets and liabilities and disclosure of contingent assets and liabilities at the date of the financial statements and the reported amounts of revenues and expenses during the reporting period. Actual results could differ from those estimates.

Deposits

Custodial credit risk is the risk that in the event of a bank failure, the Authority's deposits may not be returned to it. The Authority does not have a custodial risk policy. As of December 31, 2015, the carrying amount and bank balance of the Authority's deposits was \$63,319. This balance was covered by the Federal Depository Insurance Corporation (FDIC).

BUTLER COUNTY, OHIO
 NOTES TO THE BASIC FINANCIAL STATEMENTS
 FOR THE YEAR ENDED DECEMBER 31, 2015

In addition, the Authority had cash on deposit with US Bank (Trustee) in accordance with the Authority's Master Trust Agreement with the Trustee. The amount on deposit with the Trustee at December 31, 2015 and 2014 was \$2,106,778 and \$19,327,395, respectively. These accounts are reported as restricted cash with fiscal agent on the Statement of Net Position.

Assessed Valuation Charge

The Assessed Valuation Charge is an annual charge on each chargeable parcel of land within the Authority based on the Assessed Valuation of each parcel which may be expressed as a number of mills. For 2015, the Authority levied an Assessed Valuation Charge of 10 mills on the total Assessed Valuation but reduced the Assessed Valuation Charge to 25% of the calculated amount to reflect an annual proration based on the October 2015 opening of Liberty Center. Assessed Valuation Charge revenue recognized in 2015 represents the amount levied for calendar 2015.

Facility Charge

The Authority has levied a Facility Charge upon all retail sales conducted within the Authority of one half one percent (0.5%) of the price paid by each consumer in connection with such retail sales. The Facility Charge is collected by tenants from consumers and remitted on a monthly basis.

Restricted Assets

Restricted assets consist of cash with fiscal agent whose use has been restricted by bond indenture for a debt service reserve, a capitalized interest fund to pay debt service during construction and a project construction fund. Restricted assets at December 31, 2015 and 2014 were \$2,106,778 and \$19,327,395 respectively. During 2015, the project construction fund was used to pay for construction costs of the parking garages and infrastructure. The capitalized interest fund was used to pay bond interest payments on June 1 and December 1, 2015 and will be used to make an interest payment on June 1, 2016.

Capital Assets

Capital Assets Activity for the year ended December 31, 2015 was as follows:

	Balance 1/1/15	Increases	Decreases	Balance 12/31/2015
Capital assets not being depreciated:				
Land	\$ -	\$ 2,333,662	\$ -	\$ 2,333,662
Capital assets being depreciated:				
Parking garages	-	27,025,015	\$ -	27,025,015
Infrastructure	-	13,871,256	-	13,871,256
	-	40,896,271	-	40,896,271
Less accumulated depreciation:				
Parking garages	-	(135,125)	-	(135,125)
Infrastructure	-	(69,356)	-	(69,356)
Total accumulated depreciation	-	(204,481)	-	(204,481)
Capital assets, net	\$ -	\$ 43,025,452	\$ -	\$ 43,025,452

LONG-TERM DEBT

In November 2014, the Authority entered into a funding agreement with the Butler County Port Authority for the issuance of public infrastructure revenue bonds in the amount of \$20,180,000 for the primary purpose of financing the cost of construction of parking garages and water, sewer and storm water system improvements. The proceeds were also used to fund capitalized interest on the bonds through the June 1, 2016 payment date, fund a debt service reserve and pay costs of issuance. The bonds were issued at discount and pay interest at rates ranging from 5% to 6% and fully mature on December 1, 2043.

BUTLER COUNTY, OHIO
 NOTES TO THE BASIC FINANCIAL STATEMENTS
 FOR THE YEAR ENDED DECEMBER 31, 2015

The Authority has pledged its community development charges, including both Assessed Valuation Charges and Facility Charges, for the payment of principal and interest on the bonds.

The bond issuance was a portion of a partnership with Butler County and Liberty Township for the construction of public parking garages and infrastructure for the Liberty Center project. The constructed assets belong to the Authority. The parties entered into a funding agreement and issued \$37,310,000 in bonds for capital financing through the Butler County Port Authority. The bonds will be paid solely from the pledged amounts identified in the funding agreement and the Port Authority shall never be required to use its own funds to make such payments. The County pledged revenues for the \$11,085,000 Series A bonds. The Series B bonds in the amount of \$6,045,000 will be paid by Liberty Township and the Series C bonds of \$20,180,000 will be paid by the Authority as noted above.

Debt activity for the years ended December 31, 2015 was as follows:

	Balance 1/1/15	Additions	Reductions	Balance 12/31/15	Due Within One Year
2014 Revenue Bonds	\$ 20,180,000	\$ -	\$ -	\$ 20,180,000	\$ 100,000
Less deferred amount for issuance discounts	(454,050)	-	15,657	(438,393)	-
Total Revenue Bonds	19,725,950	-	15,657	19,741,607	100,000
OWDA Loan	59,701	11,445,026	-	11,504,727	-
Total Long Term Obligations	\$ 19,785,651	\$ 11,445,026	\$ 15,657	\$ 31,246,334	\$ 100,000

Also in November 2014, the Authority entered into a loan with the Ohio Water Development Authority (OWDA) in the amount of \$12,000,000 to finance the construction of a storm water collection system throughout the Liberty Center site. The loan matures on July 1, 2037 and pays annual interest at 2.5% with the first payment due on January 1, 2018. As of December 31, 2015, the Authority had not fully drawn the loan balance. Thus, an amortization schedule is not yet available.

A summary of the annual debt service requirements for the bonds payable as of December 31, 2015 follows:

	Principal	Interest	Total
2016	\$ 100,000	\$ 1,161,162	\$ 1,261,162
2017	335,000	1,156,162	1,491,162
2018	355,000	1,139,412	1,494,412
2019	370,000	1,121,662	1,491,662
2020	390,000	1,103,162	1,493,162
2021-2025	2,270,000	5,202,560	7,472,560
2026-2030	2,985,000	4,508,913	7,493,913
2031-2035	3,980,000	3,542,626	7,522,626
2036-2040	5,340,000	2,216,100	7,556,100
2041-2043	4,055,000	496,500	4,551,500
Total	\$ 20,180,000	\$ 21,648,259	\$ 41,828,259

Related Party Transactions

Under an agreement with the Authority, the Developer was responsible for overseeing the construction and development of the public infrastructure projects. In addition, the Developer will fulfill certain administrative and operational functions for the Authority on an ongoing basis. The Developer has paid operating costs on behalf

BUTLER COUNTY, OHIO
NOTES TO THE BASIC FINANCIAL STATEMENTS
FOR THE YEAR ENDED DECEMBER 31, 2015

of the Authority for which it is eligible for reimbursement. At a minimum, the Authority will pay the Developer \$225,000 per year to reimburse these costs. However, the agreement also allows for additional reimbursements to the Developer after debt obligations are paid if surplus revenues exist. Thus, the Authority has reported amounts due to the Developer for operating costs incurred on its behalf by the Developer.

In addition, at December 31, 2015, the Authority has reported \$719,671 due to the Developer for construction costs which the Developer has advanced the Authority in anticipation of the final draw on the OWDA loan.

By law, the Authority is governed by a seven member board of trustees. At inception, the Board of County Commissioners of Butler County appointed four of the trustees and the remaining three trustees were appointed by the Developer. The trustees appointed by the Developer are employees of a related party to the Developer.

Contingent Liabilities

There are no claims and lawsuits pending against the Authority.

The Developer incurred additional development costs that were included in the Public Infrastructure Scope that exceeded the amounts paid for by the Bond Issuance and the OWDA loan that could be reimbursable to the Developer after all other obligations are fulfilled per the Funding and Trust Agreements.

NOTE 25- BUTLER COUNTY PORT AUTHORITY

Reporting Entity

The Butler County Port Authority (the "Port Authority") is a body corporate and politic established to exercise the rights and privileges conveyed to it by the constitution and laws of the State of Ohio. The Port Authority was established in September 2004 pursuant to section 4582.22 of the Ohio Revised Code by resolution of Butler County. The seven voting member Board of Directors directs the Port Authority. The Port Authority is a component unit of Butler County.

The Port Authority provides services that are enumerated in Sections 4582.21 to 4582.29 of the Ohio Revised Code. The services include but are not limited to the power to purchase, construct, reconstruct, enlarge, improve, equip, develop, sell, exchange, lease, convey other interest in, and operate Port Authority facilities.

Basis of Presentation

Enterprise accounting is used to account for operations that are financed and operated in a manner similar to private business enterprises where the intent is that the costs (expenses, including depreciation) of providing goods or services to the general public on a continuing basis be financed or recovered primarily through user charges or where it has been decided that periodic determination of revenues earned, expenses incurred, and/or net income is appropriate for capital maintenance, public policy, management control, accountability or other purposes.

Measurement Focus and Basis of Accounting

The accounting and financial reporting treatment applied to a fund is determined by its measurement focus. Enterprise accounting uses a flow of economic resources measurement focus. With this measurement focus, all asset and all liabilities are included on the statement of net position. Equity (i.e., net position) consists of retained earnings. The operating statement presents increases (e.g., revenues) and decreases (e.g., expenses) in total net position.

Basis of accounting refers to when revenues and expenses are recognized in the accounts and reported in the financial statements. Basis of accounting relates to the timing of the measurements made.

The accrual basis of accounting is utilized for reporting purposes. Revenues are recognized when they are earned, and expenses are recognized when they are incurred.

BUTLER COUNTY, OHIO
NOTES TO THE BASIC FINANCIAL STATEMENTS
FOR THE YEAR ENDED DECEMBER 31, 2015

Budgetary Data

Ohio Revised Code Section 4582.39 requires the port authority to annually prepare a budget.

Ohio Revised Code Section 5705(B)(2)(a) requires the Port Authority, on or before the fifteenth day of July each year, to adopt an operating budget for the ensuing fiscal year. The operating budget should include an estimate of receipts from all sources, a statement of all taxing unit expenses that are anticipated to occur, and the amount required for debt charges during the fiscal year. The operating budget is not required to be filed with the county auditor or the county budget commission. Ohio Revised Code Section 5705(B)(2)(b) requires the Port Authority to certify beginning balances on or about the first day of each fiscal year; certify revenue available for appropriation; adopt appropriations within available resources; certify the availability of funds prior to incurring obligations; and, limit expenditures to appropriations for each fund. However, documents prepared in accordance with such Sections are not required to be filed with the county auditor or county budget commission.

Cash and Cash Equivalents

The Port Authority maintains a cash management program whereby cash is deposited with a banking institution in Butler County. The agreements restrict activity to certain deposits. These deposits are stated at cost which approximates market value. Investment procedures are restricted by the provisions of the Ohio Revised Code. The Port Authority had no investments at the end of the year.

For purposes of the statement of cash flows and for the presentation on the statement of net position, the funds in the cash management pool are considered to be cash equivalents.

Operating and Non-Operating Revenues and Expenses

Operating revenues are those revenues that are generated directly by the Port Authority's primary mission. For the Port Authority, operating revenues include intergovernmental contributions to fund operations and local business contributions to work on grant applications, as well as administrative fees charged to cover operating expenses. Operating expenses are necessary costs incurred to support the Port Authority's primary mission. Non-operating revenues and expenses are those that are not generated directly by the Port Authority's primary mission. Various state grants, local government contributions, interest income and expenses comprise the non-operating revenues and expenses of the Port Authority.

Accrued Liabilities

In general, payables and accrued liabilities are reported as obligations regardless of whether they will be liquidated with current resources.

Net Position

Net position represents the difference between assets and liabilities. Net position is reported as restricted when there are limitations imposed on its use through external restrictions imposed by creditors, grantors or laws or regulations of other governments. The Port Authority applies restricted resources first when an expense is incurred for purposes for which both restricted and unrestricted net position is available.

Conduit Debt Financing

One of the Port Authority's main functions is to provide Butler County companies and organizations with the ability to issue debt at a tax-exempt rate. These companies may use the Port Authority's tax-exempt status for such offerings by issuing conduit revenue bonds backed by reimbursement agreements with the Port Authority and trustee. The Port Authority has recognized both a *Receivable from Conduit Debt Recipients* and a *Payable to Conduit Debt Financial Institution Trustees* for the approximate, aggregate amount of principal outstanding on conduit debt at year end.

BUTLER COUNTY, OHIO
 NOTES TO THE BASIC FINANCIAL STATEMENTS
 FOR THE YEAR ENDED DECEMBER 31, 2015

Deposits and Investments

In accordance with state statute, active deposits are designated as public deposits necessary to meet current demands on the treasury. Such monies must be maintained either as cash in the Port Authority Treasury, in commercial accounts payable or withdrawable on demand, including negotiable order of withdrawal (NOW) accounts, or in money market deposit accounts.

At fiscal year-end, the carrying value of the Port Authority's deposits was \$102,113 and the bank balance was \$102,113. All of the bank balance was insured by federal depository insurance. Based on criteria described in GASB Statement No. 40, "Deposits and Investment Risk Disclosures", as of December 31, 2015, \$0 of the deposits were exposed to custodial credit risk.

The Port Authority has no deposit policy for custodial risk beyond the requirements of State statute. Ohio law requires that deposits be either insured or be protected by eligible securities pledged to and deposited either with the Port Authority or a qualified trustee by the financial institution as security for repayment, or by a collateral pool of eligible securities deposited with a qualified trustee and pledged to secure the repayment of all public monies deposited in the financial institution whose market value at all times shall be at least one hundred five percent of the deposits being secured.

Conduit Debt

The Port Authority has issued various debt obligations on behalf of other entities that constitute conduit debt. While the Port Authority has no obligation for the conduit debt, the aggregate amount of conduit debt outstanding at year end has been recognized as a Payable to Conduit Debt Financial Institution Trustees in the Port Authority's Statement of Net Position in addition to an offsetting Receivable from Conduit Debt Recipients.

Conduit debt outstanding at December 31, 2015 consisted of the following:

Greater Miami Valley YMCA	\$	15,380,000
Liberty Center Project Series A		11,085,000
Liberty Center Project Series B		6,045,000
Liberty Center Project Series C		20,180,000
Colonial Senior Services, Inc.		6,200,000
Mother Teresa Catholic Elementary School		3,750,000
	<u>\$</u>	<u>62,640,000</u>

The Greater Miami Valley YMCA conduit debt was issued for the purpose of constructing a new facility in coordination with the Middletown Regional Hospital's Atrium Facility along Interstate 75 and the refinancing of outstanding debt on other YMCA facilities in Butler County.

The Liberty Center Project Series A, B and C conduit debt was issued for the purpose of acquiring and constructing certain public infrastructure improvements in relation to the Liberty Center Project.

The Colonial Senior Services, Inc. conduit debt was issued for the purpose of constructing a new rehabilitation facility in the City of Hamilton.

The Mother Teresa Catholic Elementary School conduit debt was issued for the purpose of expanding the Mother Teresa Catholic Elementary School in Liberty Township.

Due to Other Governments

During 2014, the Port Authority received an interest-free, short-term loan from the Butler County Board of County Commissioners to assist the Port Authority in meeting its current obligations. The amount of funds loaned to the Port Authority (and outstanding at December 31, 2014) was \$45,999. The balance of this short-term note was repaid in full by the Port Authority on March 13, 2015.

BUTLER COUNTY, OHIO
NOTES TO THE BASIC FINANCIAL STATEMENTS
FOR THE YEAR ENDED DECEMBER 31, 2015

NOTE 26- CONDENSED COMPONENT UNIT STATEMENTS

Condensed Component Unit Statement of Net Position

	Butler County Land Reutilization Corporation	Liberty Community Authority	Butler County Port Authority	Total
Assets				
Equity in Pooled Cash and Cash Equivalents	\$ 301,742	\$ 63,319	\$ 102,113	\$ 467,174
Cash and Cash Equivalents:				
With Fiscal Agents	-	2,106,778	-	2,106,778
Accounts Receivable	-	-	7,500	7,500
Assessed Valuation Charges Receivable	-	168,438	-	168,438
Facility Charges Receivable	-	96,242	-	96,242
Due from Other Governments	269,641	-	-	269,641
Prepaid Items	9,631	-	-	9,631
Receivables from Conduit Debt Recipients	-	-	62,640,000	62,640,000
Assets Held for Resale	323,864	-	-	323,864
Capital Assets:				
Nondepreciable Capital Assets	-	2,333,662	-	2,333,662
Depreciable Capital Assets, net	-	40,691,790	-	40,691,790
Total Assets	904,878	45,460,229	62,749,613	109,114,720
Liabilities				
Accounts Payable	-	884	2,753	3,637
Contracts Payable	-	1,064,703	-	1,064,703
Accrued Interest Payable	-	96,764	-	96,764
Unearned Revenue	212,397	-	-	212,397
Long-Term Liabilities:				
Due Within One Year	-	100,000	-	100,000
Due In More Than One Year	-	31,146,334	62,640,000	93,786,334
Total Liabilities	212,397	32,408,685	62,642,753	95,263,835
Net Position				
Net Investment in Capital Assets	-	15,523,546	-	15,523,546
Unrestricted (Deficit)	692,481	(2,472,002)	106,860	(1,672,661)
Total Net Position	\$ 692,481	\$ 13,051,544	\$ 106,860	\$ 13,850,885

Condensed Component Unit Statement of Activities

	Butler County Land Reutilization Corporation	Liberty Community Authority	Butler County Port Authority	Total
Expenses:	\$ 465,967	\$ 1,924,572	\$ 62,166	\$ 2,452,705
Program Revenues:				
Charges for Services	-	328,335	61,668	390,003
Operating Grants, Contributions, and Interest	853,460	1,829	56	855,345
Capital Grants, Contributions and Interest	-	15,289,634	-	15,289,634
Total Program Revenues	853,460	15,619,798	61,724	16,534,982
Net Program Revenue (Expenses)	387,493	13,695,226	(442)	14,082,277
Other General Revenues	233,975	-	-	233,975
Change in Net Position	621,468	13,695,226	(442)	14,316,252
Net Position at Beginning of Year	71,013	(643,682)	107,302	(465,367)
Net Position at End of Year	\$ 692,481	\$ 13,051,544	\$ 106,860	\$ 13,850,885

Butler County, Ohio
 Required Supplementary Information
 Condition Assessment of the County's Infrastructure
 Reported Using the Modified Approach as Outlined in GASB 34
 For The Year Ended December 31, 2015

Butler County reports its infrastructure assets using the modified approach as outlined in Governmental Accounting Standards Board (GASB) Statement No. 34. The following disclosures pertain to the conditional assessment and budgeted versus actual expenditures for the preservation of these assets. Data for the conditional assessment is presented in each of the following three sections for 2014, 2011, and 2008. Beginning with reporting year 2009, the County moved to a three year conditional assessment rotation cycle.

County Roads

The condition of road pavement is evaluated and measured using a physical condition rating system. This approach assigns a numerical rating to each road, or section thereof, based on the following criteria: age of pavement, date of last surface maintenance, traffic flow and volume, traffic type and availability of funds. The physical condition rating is determined by a committee of experts from the County Engineer's Office based on the criteria below:

Pavement Rating	Condition Rating	Description
1	Excellent	Pavements not in need of maintenance. New condition. Typically pavements 1-4 years old fall into this category. Older pavements with lower traffic counts and low truck traffic also fall into this category.
2	Good	Pavement in need of minor maintenance to restore to Excellent condition. Typically pavements 5-8 years old with high traffic counts or a large percentage of truck traffic.
3	Fair	Pavement in need of major maintenance to restore to Excellent condition. Typically pavements are 9-15 years old.
4	Poor	Pavement in need of major repair or heavy overlays to bring to Excellent condition. Pavements over 15 years old, or with high traffic volume and/or high truck traffic could be rated 4.

It is the County policy that at least 90% of the roadways will have a rating of 3 (Fair) or higher. The Butler County Engineer's Office has a goal whereby the total mileage of the roadway in the County will be re-paved on a 15-year rotational basis. Historical data has shown that with yearly inspection and maintenance, the average road of the County will be maintained at a usable level for a 25-year period. Each roadway in the County will be assessed once every three years, with higher emphasis on older and more heavily used pavements.

The following summarizes the physical condition assessment of County roads as of December 31 for 2014, 2011, and 2008:

Road Condition	2014		2011		2008	
	Road Miles	% of Total	Road Miles	% of Total	Road Miles	% of Total
<i>Fair or Better</i>	254	95%	241	90%	263	96%
<i>Less than Fair</i>	14	5%	26	10%	12	4%
<i>Total</i>	268	100%	267	100%	275	100%

Butler County, Ohio
 Required Supplementary Information
 Condition Assessment of the County's Infrastructure
 Reported Using the Modified Approach as Outlined in GASB 34
 For The Year Ended December 31, 2015

The following is a comparison of County budgeted and actual expenditures for preservation of the existing roadways:

Year	Budgeted Expenditures	Actual Expenditures	Difference
2015	\$1,939,082	\$1,869,777	\$69,305
2014	6,078,718	5,171,078	907,640
2013	5,486,762	5,486,762	0
2012	4,816,346	4,781,073	35,273
2011	4,306,251	3,462,529	843,722
2010	2,413,314	1,965,281	448,033
2009	2,755,258	2,626,854	128,404

County Bridges

The condition of the County's bridges is determined using a general appraisal and operational status rating which is a conditional coding system developed by the Federal Highway Administration. This system is comprised of ratings for the individual elements of the structure. The primary elements of this appraisal system include the following:

- *bridge decks* (riding surface, roadway approaches, end joints, curbing and sidewalks)
- *superstructures* (side rails, above-road piers and overhead truss)
- *substructures* (undercarriage, piers, footings, abutments and erosion protection)

The Federal Highway Administration has defined specific criteria for each element of the bridge, based on its construction. For each element, a 0-9 rating scale is used, where 4 or less is defined as "poor" condition. The ratings of all elements are combined to summarize the structural condition of a bridge as follows:

Bridge Rating	Condition Rating	Description
9	Excellent	Superior to present desirable criteria.
8	Very Good	Equal to present desirable criteria.
7	Good	Better than present minimum criteria.
6	Satisfactory	Equal to present minimum criteria.
5	Fair	Better than minimum adequacy to tolerate being left in place as is.
4	Poor	Meets minimum tolerable condition requiring high priority to repair.
3	Serious	Basically intolerable condition requiring high priority to repair.
2	Critical	Basically intolerable condition requiring high priority of replacement.
1	Imminent Failure	Immediate repair necessary to put back into service.
0	Closed	Bridge closed.

Butler County, Ohio
 Required Supplementary Information
 Condition Assessment of the County's Infrastructure
 Reported Using the Modified Approach as Outlined in GASB 34
 For The Year Ended December 31, 2015

It is the County policy to maintain the bridge system in the County where 85% of the structures have a general appraisal summary of 5 (Fair) condition or higher. *The following is a summary of the conditional assessment for bridges as of December 31 for 2014, 2011, and 2008:*

Bridge Condition	2014		2011		2008	
	Number of Bridges	% of Total	Number of Bridges	% of Total	Number of Bridges	% of Total
Fair or Better	368	92%	374	94%	357	90%
Less than Fair	30	8%	25	6%	38	10%
Total	398	100%	399	100%	395	100%

The following is a comparison of County budgeted and actual expenditures for preservation of the existing bridges:

Year	Budgeted Expenditures	Actual Expenditures	Difference
2015	\$1,970,084	\$1,970,084	0
2014	2,761,500	2,357,403	404,097
2013	1,289,620	1,289,620	0
2012	1,661,825	1,661,825	0
2011	2,345,182	1,885,692	459,491
2010	4,789,750	4,334,282	455,468
2009	6,672,617	5,310,974	1,361,643

County Culverts

The Butler County Engineer maintains a culvert inventory system. All culverts are inspected every three years with any critical structure being inspected as needed, as per the Engineer's internal policy. A committee of experts from the County Engineer's Office determines the condition rating, and a general appraisal of the condition is categorized as follows:

Culvert Rating	Condition Rating	Description
1	Good	No repair required.
2	Fair	Minor deficiency, culvert still functioning as designed.
3	Poor	Major deficiency, culvert in need of repair to continue functioning as designed.
4	Critical	Culvert no longer functioning as designed.

Butler County, Ohio
 Required Supplementary Information
 Condition Assessment of the County's Infrastructure
 Reported Using the Modified Approach as Outlined in GASB 34
 For The Year Ended December 31, 2015

It is the goal of the Butler County Engineer to maintain 75% of culverts in a condition of 2-Fair or better. The following is a summary of the conditional assessment for culverts as of December 31 for 2014, 2011, and 2008:

Culvert Condition	2014		2011		2008	
	Number of Culverts	% of Total	Number of Culverts	% of Total	Number of Culverts	% of Total
Fair or Better	798	78%	834	82%	836	79%
Less than Fair	222	22%	189	18%	226	21%
Total	1,020	100%	1,023	100%	1,062	100%

The following is a comparison of County budgeted and actual expenditures for preservation of the existing culverts:

Year	Budgeted Expenditures	Actual Expenditures	Difference
2015	\$50,000	\$33,689	\$16,311
2014	109,842	76,045	33,798
2013	174,572	174,572	0
2012	135,804	115,804	20,000
2011	188,159	151,293	36,866
2010	228,718	94,784	133,934
2009	204,160	121,563	82,597

Butler County, Ohio

Required Supplementary Information

Schedule of the County's Proportionate Share of the Net Pension Liability

Ohio Public Employees Retirement System - Traditional Plan

Last Two Years (1)

	<u>2014</u>	<u>2013</u>
County's Proportion of the Net Pension Liability	0.67328450%	0.67328450%
County's Proportionate Share of the Net Pension Liability	\$81,205,636	\$79,371,471
County's Covered-Employee Payroll	\$79,995,262	\$80,024,500
County's Proportionate Share of the Net Pension Liability as a Percentage of its Covered-Employee Payroll	101.51%	99.18%
Plan Fiduciary Net Position as a Percentage of the Total Pension Liability	86.45%	86.36%

(1) Information prior to 2013 is not available.

Amounts presented as of the County's measurement date which is the prior fiscal year end.

Butler County, Ohio

Required Supplementary Information

Schedule of County Contributions

Ohio Public Employees Retirement System - Traditional Plan

Last Three Years (1)

	<u>2015</u>	<u>2014</u>	<u>2013</u>
Contractually Required Contribution	\$9,878,226	\$9,955,602	\$10,783,088
Contributions in Relation to the Contractually Required Contribution	<u>(9,878,226)</u>	<u>(9,955,602)</u>	<u>(10,783,088)</u>
Contribution Deficiency (Excess)	<u>\$0</u>	<u>\$0</u>	<u>\$0</u>
County Covered-Employee Payroll	\$79,521,898	\$79,995,262	\$80,024,500
Contributions as a Percentage of Covered-Employee Payroll	12.42%	12.45%	13.47%

(1) Information prior to 2013 is not available.

Combining Statements and Individual Fund Schedules

Combining Statements – Non-major Governmental Funds

Non-major Special Revenue Funds

Special revenue funds are used to account for the proceeds of specific revenue sources (other than capital projects) that are legally restricted to expenditures for specified purposes. The following are descriptions of each non-major special revenue fund:

Real Estate Assessment – To account for restricted State mandated county-wide real estate appraisals that are funded by charges to the County's political subdivisions.

All Other Legislative and Executive – To account for restricted state, federal, or local revenue for all other legislative and executive activities not presented on an individual basis.

All Other Judicial – To account for restricted state, federal, or local revenue for all other judicial activities not presented on an individual basis.

All Other Public Safety – To account for restricted state, federal, or local revenue for all other Public Safety activities not presented on an individual basis.

Motor Vehicle – To account for the revenues derived from motor vehicle licenses and gasoline taxes. Expenditures in this special revenue fund are restricted by State law to County roads and bridge repair/improvement programs.

All Other Public Works – To account for restricted state, federal, or local revenue for all other public works activities not presented on an individual basis.

Child Support Enforcement – To account for the poundage fees collected by the Bureau of Child Support that are restricted by State statute to finance the operation of the Child Support Enforcement Agency.

County Care Facility – To account for the collection of state and federal restricted Medicaid and fees from residents' families for the operation of the County Home.

Elderly Services Levy – To account for restricted dollars associated with a county-wide property tax and the expenditures of those funds.

All Other Human Services – To account for restricted state, federal, or local revenue for all other human services activities not presented on an individual basis.

All Other Conservation and Recreation – To account for fees collected on permits by the County restricted to State law to finance erosion and sediment control activities.

Residential Incentive Districts and Tax Incremental Financings (RIDS and TIFS) – To account for Residential Incentive Districts and Tax Incremental Financing revenues collected through the real estate tax collection process. This fund is used to hold these State law restricted dollars until payments are required to be made.

(Continued)

Combining Statements – Non-major Governmental Funds (Continued)

Non-major Capital Project Funds

Capital project funds are used to account for financial resources to be used for the acquisition or construction of major capital facilities (other than those financed by the Proprietary funds). The following are descriptions of each non-major capital project fund:

Technology – To account for the financing and related cost of County technology activities.

Other Capital Improvements – To account for all other capital improvements not presented on an individual basis. There was no cash activity for 2015, therefore no budgetary statements are presented.

Road Improvements – To account for projects related to the construction of roads.

Buildings Construction and Renovations – To account for improvements and new construction of buildings.

Non-major Bond Retirement

The Bond Retirement Fund is used to account for proceeds and payments on Butler County bonds. The County's Bond Retirement Fund accounts for financing and related costs of issuing and paying County bonds.

Non-major Permanent Fund

The Developmental Disabilities Permanent Fund is used to account for nonspendable gifts and investment earnings that are donor restricted to assist individuals with developmental disabilities.

This Page is Intentionally Left Blank.

Butler County, Ohio
Combining Balance Sheet
Non-major Governmental Funds
December 31, 2015

	Non-major Special Revenue Funds	Non-major Capital Projects Funds	Non-major Bond Retirement Fund	Non-major Permanent Fund	Total Non-major Governmental Funds
Assets					
Equity in Pooled Cash and Cash Equivalents	\$ 64,894,040	\$ 334,308	\$ 1,113,300	\$ 1,042,649	\$ 67,384,297
Cash and Cash Equivalents:					
In Segregated Accounts	3,540	-	-	-	3,540
Receivables:					
Property Taxes	8,745,489	-	-	-	8,745,489
Other Local Taxes	279,353	-	-	-	279,353
Payments in Lieu of Taxes	9,001,552	-	-	-	9,001,552
Accounts	1,009,432	-	-	-	1,009,432
Due from Other Governments	11,544,560	377,319	-	-	11,921,879
Special Assessments	1,313,629	-	7,054,735	-	8,368,364
Loans	569,651	-	-	-	569,651
Due from Other Funds	19,972	-	-	-	19,972
Prepaid Items	230,311	4,650	-	-	234,961
Materials and Supplies Inventory	1,155,435	-	-	-	1,155,435
Total Assets	\$ 98,766,964	\$ 716,277	\$ 8,168,035	\$ 1,042,649	\$ 108,693,925
Liabilities					
Accounts Payable	\$ 375,583	\$ -	\$ -	\$ 138	\$ 375,721
Contracts Payable	1,477,545	179,816	-	-	1,657,361
Accrued Wages and Benefits Payable	1,378,710	-	-	-	1,378,710
Due to Other Funds	53,789	-	-	-	53,789
Due to Other Governments	432,923	-	-	-	432,923
Advances from Other Funds	906,251	-	18,905	-	925,156
Matured Bonds Payable	-	-	13,250	-	13,250
Matured Interest Payable	-	-	5,543	-	5,543
Accrued Interest Payable	-	32,490	-	-	32,490
Notes Payable	-	14,122,000	-	-	14,122,000
Total Liabilities	4,624,801	14,334,306	37,698	138	18,996,943
Deferred Inflows of Resources					
Property Taxes not Levied to Finance the Current Year Operations	8,470,506	-	-	-	8,470,506
Payment in Lieu of Taxes not Levied to Finance the Current Year Operations	8,906,589	-	-	-	8,906,589
Unavailable Revenue	10,233,974	351,009	7,054,735	-	17,639,718
Total Deferred Inflows of Resources	27,611,069	351,009	7,054,735	-	35,016,813
Fund Balances					
Nonspendable	1,955,397	4,650	-	951,853	2,911,900
Restricted	64,599,038	3,000	1,075,602	90,658	65,768,298
Unassigned (Deficit)	(23,341)	(13,976,688)	-	-	(14,000,029)
Total Fund Balances (Deficit)	66,531,094	(13,969,038)	1,075,602	1,042,511	54,680,169
Total Liabilities, Deferred Inflows of Resource and Fund Balances	\$ 98,766,964	\$ 716,277	\$ 8,168,035	\$ 1,042,649	\$ 108,693,925

Butler County, Ohio
Combining Balance Sheet
Non-major Special Revenue Funds
December 31, 2015

	Real Estate Assessment	All Other Legislative and Executive	All Other Judicial	All Other Public Safety	Motor Vehicle
Assets					
Equity in Pooled Cash and Cash Equivalents	\$ 3,120,537	\$ 3,016,244	\$ 4,486,347	\$ 5,125,512	\$ 11,131,934
Cash and Cash Equivalents:					
In Segregated Accounts	-	2,400	-	290	150
Receivables:					
Property Taxes	-	-	-	-	-
Other Local Taxes	-	-	-	-	279,353
Payments in Lieu of Taxes	-	-	-	-	-
Accounts	-	191,504	40,871	30,562	47,326
Due from Other Governments	-	5,802	125	1,683,986	4,662,617
Special Assessments	-	-	-	-	-
Loans	-	-	-	-	-
Due from Other Funds	-	-	-	19,972	-
Prepaid Items	27,115	111,805	45,817	19,398	13,717
Materials and Supplies Inventory	7,628	21,372	6,241	50,865	1,045,776
Total Assets	\$ 3,155,280	\$ 3,349,127	\$ 4,579,401	\$ 6,930,585	\$ 17,180,873
Liabilities:					
Accounts Payable	\$ 7,200	\$ 38,835	\$ 19,089	\$ 34,794	\$ 87,845
Contracts Payable	22,655	32,227	101,576	73,498	360,781
Accrued Wages and Benefits Payable	81,871	109,562	68,050	415,453	270,387
Due to Other Funds	-	797	-	25,584	455
Due to Other Governments	-	-	-	20,336	-
Advances from Other Funds	-	-	15,588	27,311	-
Total Liabilities	111,726	181,421	204,303	596,976	719,468
Deferred Inflows of Resources					
Property Taxes not Levied to Finance the Current Year Operations	-	-	-	-	-
Payment in Lieu of Taxes not Levied to Finance the Current Year Operations	-	-	-	-	-
Unavailable Revenue	-	-	-	214,965	4,009,502
Total Deferred Inflows of Resources	-	-	-	214,965	4,009,502
Fund Balances					
Nonspendable	34,743	133,177	52,058	70,263	1,059,493
Restricted	3,008,811	3,034,529	4,323,040	6,048,381	11,392,410
Unassigned (Deficit)	-	-	-	-	-
Total Fund Balances (Defecit)	3,043,554	3,167,706	4,375,098	6,118,644	12,451,903
Total Liabilities, Deferred Inflows of Resources and Fund Balances	\$ 3,155,280	\$ 3,349,127	\$ 4,579,401	\$ 6,930,585	\$ 17,180,873

All Other Public Works	Child Support Enforcement	County Care Facility	Elderly Services Levy	All Other Human Services
\$ 13,160,193	\$ 2,480,560	\$ 825,914	\$ 12,650,457	\$ 72,235
100	200	400	-	-
-	-	-	8,745,489	-
-	-	-	-	-
-	-	-	-	-
33,733	-	665,436	-	-
1,312,334	739,134	150,508	569,778	45,177
1,313,629	-	-	-	-
569,651	-	-	-	-
-	-	-	-	-
4,010	4,730	3,669	50	-
6,203	4,858	12,492	-	-
<u>\$ 16,399,853</u>	<u>\$ 3,229,482</u>	<u>\$ 1,658,419</u>	<u>\$ 21,965,774</u>	<u>\$ 117,412</u>
\$ 6,497	\$ 13	\$ 181,310	\$ -	\$ -
15,277	27,175	49,757	784,966	4,603
48,919	152,785	221,343	10,340	-
13	26,794	146	-	-
412,587	-	-	-	-
253,178	-	500,000	-	110,174
<u>736,471</u>	<u>206,767</u>	<u>952,556</u>	<u>795,306</u>	<u>114,777</u>
-	-	-	8,470,506	-
-	-	-	-	-
2,233,713	76,824	358,171	844,761	25,976
<u>2,233,713</u>	<u>76,824</u>	<u>358,171</u>	<u>9,315,267</u>	<u>25,976</u>
579,864	9,588	16,161	50	-
12,849,805	2,936,303	331,531	11,855,151	-
-	-	-	-	(23,341)
<u>13,429,669</u>	<u>2,945,891</u>	<u>347,692</u>	<u>11,855,201</u>	<u>(23,341)</u>
<u>\$ 16,399,853</u>	<u>\$ 3,229,482</u>	<u>\$ 1,658,419</u>	<u>\$ 21,965,774</u>	<u>\$ 117,412</u>

(Continued)

Butler County, Ohio
Combining Balance Sheet
Non-major Special Revenue Funds (Continued)
December 31, 2015

	All Other Conservation and Recreation	Residential Incentive Districts and Tax Incremental Financings	Total Non-major Special Revenue Funds
Assets			
Equity in Pooled Cash and Cash Equivalents	\$ 33,839	\$ 8,790,268	\$ 64,894,040
Cash and Cash Equivalents:			
In Segregated Accounts	-	-	3,540
Receivables:			
Property Taxes	-	-	8,745,489
Other Local Taxes	-	-	279,353
Payments in Lieu of Taxes	-	9,001,552	9,001,552
Accounts	-	-	1,009,432
Due from Other Governments	-	2,375,099	11,544,560
Special Assessments	-	-	1,313,629
Loans	-	-	569,651
Due from Other Funds	-	-	19,972
Prepaid Items	-	-	230,311
Materials and Supplies Inventory	-	-	1,155,435
Total Assets	\$ 33,839	\$ 20,166,919	\$ 98,766,964
Liabilities:			
Accounts Payable	\$ -	\$ -	\$ 375,583
Contracts Payable	-	5,030	1,477,545
Accrued Wages and Benefits Payable	-	-	1,378,710
Due to Other Funds	-	-	53,789
Due to Other Governments	-	-	432,923
Advances from Other Funds	-	-	906,251
Total Liabilities	-	5,030	4,624,801
Deferred Inflows of Resources			
Property Taxes not Levied to Finance the Current Year Operations	-	-	8,470,506
Payment in Lieu of Taxes not Levied to Finance the Current Year Operations	-	8,906,589	8,906,589
Unavailable Revenue	-	2,470,062	10,233,974
Total Deferred Inflows of Resources	-	11,376,651	27,611,069
Fund Balances			
Nonspendable	-	-	1,955,397
Restricted	33,839	8,785,238	64,599,038
Unassigned (Deficit)	-	-	(23,341)
Total Fund Balances(Deficit)	33,839	8,785,238	66,531,094
Total Liabilities, Deferred Inflows of Resources and Fund Balances	\$ 33,839	\$ 20,166,919	\$ 98,766,964

Butler County, Ohio
Combining Balance Sheet
Non-major Capital Projects Funds
December 31, 2015

	Technology	Other Capital Improvements	Road Improvements	Buildings Construction and Renovations	Total Non-major Capital Projects Funds
Assets					
Equity in Pooled Cash and Cash Equivalents	\$ 296,757	\$ -	\$ 406	\$ 37,145	\$ 334,308
Due from Other Governments	-	3,000	374,319	-	377,319
Prepaid Items	4,650	-	-	-	4,650
Total Assets	\$ 301,407	\$ 3,000	\$ 374,725	\$ 37,145	\$ 716,277
Liabilities and Fund Balances					
Contracts Payable	\$ -	\$ -	\$ -	\$ 179,816	\$ 179,816
Accrued Interest Payable	4,081	-	5,740	22,669	32,490
Notes Payable	1,279,000	-	2,595,000	10,248,000	14,122,000
Total Liabilities	1,283,081	-	2,600,740	10,450,485	14,334,306
Deferred Inflows of Resources					
Unavailable Revenue	-	-	351,009	-	351,009
Fund Balances					
Nonspendable	4,650	-	-	-	4,650
Restricted	-	3,000	-	-	3,000
Unassigned (Deficit)	(986,324)	-	(2,577,024)	(10,413,340)	(13,976,688)
Total Fund Balances (Deficit)	(981,674)	3,000	(2,577,024)	(10,413,340)	(13,969,038)
Total Liabilities, Deferred Inflows of Resources and Fund Balances	\$ 301,407	\$ 3,000	\$ 374,725	\$ 37,145	\$ 716,277

Butler County, Ohio
Combining Statement of Revenues, Expenditures and Changes in Fund Balances
Non-major Governmental Funds
For the Year Ended December 31, 2015

	Non-major Special Revenue Funds	Non-major Capital Projects Funds	Non-major Bond Retirement Fund	Non-major Permanent Fund	Total Non-major Governmental Funds
Revenues					
Property Taxes	\$ 8,629,508	\$ -	\$ -	\$ -	\$ 8,629,508
Other Local Taxes	2,630,441	-	-	-	2,630,441
Charges for Services	21,675,383	-	-	-	21,675,383
Licenses and Permits	892,818	-	-	-	892,818
Fines and Forfeitures	810,597	-	-	-	810,597
Intergovernmental	29,949,959	4,518,648	-	-	34,468,607
Special Assessments	1,562,581	-	725,213	-	2,287,794
Payments in Lieu of Taxes	11,150,364	-	-	-	11,150,364
Investment Earnings	25,287	-	523,372	1,502	550,161
Other	479,374	-	2,848	215,717	697,939
Total Revenues	77,806,312	4,518,648	1,251,433	217,219	83,793,612
Expenditures					
Current:					
General Government:					
Legislative and Executive	5,742,495	-	-	-	5,742,495
Legislative and Executive - Intergovernmental	10,696,773	-	-	-	10,696,773
Judicial	2,042,961	-	-	-	2,042,961
Public Safety	10,286,858	-	-	-	10,286,858
Public Works	18,633,391	4,304,761	-	-	22,938,152
Health	-	-	-	16,698	16,698
Human Services	20,811,618	-	-	-	20,811,618
Conservation and Recreation	45,502	-	-	-	45,502
Debt Service:					
Principal Retirement	185,449	-	10,431,849	-	10,617,298
Interest and Fiscal Charges	1,345	52,071	2,635,118	-	2,688,534
Payment to Refunded Bond Escrow Agent	-	-	239,700	-	239,700
Total Expenditures	68,446,392	4,356,832	13,306,667	16,698	86,126,589
Excess of Revenues Over (Under) Expenditures	9,359,920	161,816	(12,055,234)	200,521	(2,332,977)
Other Financing Sources (Uses):					
Payment to Refunded Bond Escrow Agent	-	-	(10,790,258)	-	(10,790,258)
Transfers - In	88,521	816,855	12,003,168	-	12,908,544
Refunding Bonds Issued	-	-	10,015,000	-	10,015,000
Premium on Debt Issued	-	-	935,454	-	935,454
Transfers - Out	(2,684,761)	-	-	-	(2,684,761)
Total Other Financing Sources (Uses)	(2,596,240)	816,855	12,163,364	-	10,383,979
Net Change in Fund Balances	6,763,680	978,671	108,130	200,521	8,051,002
Fund Balances (Deficit) at Beginning of Year	59,767,414	(14,947,709)	967,472	841,990	46,629,167
Fund Balances (Deficit) at End of Year	\$ 66,531,094	\$ (13,969,038)	\$ 1,075,602	\$ 1,042,511	\$ 54,680,169

This Page is Intentionally Left Blank.

Butler County, Ohio
Combining Statement of Revenues, Expenditures
and Changes in Fund Balances
Non-major Special Revenue Funds
For the Year Ended December 31, 2015

	Real Estate Assessment	All Other Legislative and Executive	All Other Judicial	All Other Public Safety	Motor Vehicle
Revenues					
Property Taxes	\$ -	\$ -	\$ -	\$ -	\$ -
Other Local Taxes	-	-	-	-	2,630,441
Charges for Services	2,232,432	4,180,233	2,484,135	4,538,832	510,648
Licenses and Permits	-	-	-	727,458	164,820
Fines and Forfeitures	-	536,342	45,866	36,363	192,026
Intergovernmental	-	-	1,326	6,526,596	10,269,825
Special Assessments	-	-	-	-	-
Payments in Lieu of Taxes	-	-	-	-	-
Investment Earnings	-	4,382	46	-	15,004
Other	14,748	29,568	15,061	72,591	155,750
Total Revenues	<u>2,247,180</u>	<u>4,750,525</u>	<u>2,546,434</u>	<u>11,901,840</u>	<u>13,938,514</u>
Expenditures					
Current:					
General Government:					
Legislative and Executive	2,200,534	3,541,961	-	-	-
Legislative and Executive - Intergovernmental	-	-	-	-	-
Judicial	-	-	2,042,961	-	-
Public Safety	-	-	-	10,286,858	-
Public Works	-	-	-	-	13,692,099
Human Services	-	-	-	-	-
Conservation and Recreation	-	-	-	-	-
Debt Service:					
Principal Retirement	-	-	-	-	173,735
Interest and Fiscal Charges	-	-	-	-	491
Total Expenditures	<u>2,200,534</u>	<u>3,541,961</u>	<u>2,042,961</u>	<u>10,286,858</u>	<u>13,866,325</u>
Excess of Revenues Over (Under) Expenditures	<u>46,646</u>	<u>1,208,564</u>	<u>503,473</u>	<u>1,614,982</u>	<u>72,189</u>
Other Financing Sources (Uses)					
Transfers - In	-	-	-	8,752	-
Transfers - Out	-	(1,150,000)	-	-	-
Total Other Financing Sources (Uses)	<u>-</u>	<u>(1,150,000)</u>	<u>-</u>	<u>8,752</u>	<u>-</u>
Net Change in Fund Balance	46,646	58,564	503,473	1,623,734	72,189
Fund Balances (Deficit) at Beginning of Year	<u>2,996,908</u>	<u>3,109,142</u>	<u>3,871,625</u>	<u>4,494,910</u>	<u>12,379,714</u>
Fund Balances (Deficit) at End of Year	<u>\$ 3,043,554</u>	<u>\$ 3,167,706</u>	<u>\$ 4,375,098</u>	<u>\$ 6,118,644</u>	<u>\$ 12,451,903</u>

All Other Public Works	Child Support Enforcement	County Care Facility	Elderly Services Levy	All Other Human Services
\$ -	\$ -	\$ -	\$ 8,629,508	\$ -
-	-	-	-	-
865,389	1,351,461	5,478,414	-	-
540	-	-	-	-
-	-	-	-	-
2,898,555	4,328,075	1,752,198	1,406,948	134,509
1,562,581	-	-	-	-
-	-	-	-	-
5,855	-	-	-	-
109,549	32,491	47,525	122	1,969
<u>5,442,469</u>	<u>5,712,027</u>	<u>7,278,137</u>	<u>10,036,578</u>	<u>136,478</u>
-	-	-	-	-
-	-	-	-	-
-	-	-	-	-
-	-	-	-	-
4,941,292	-	-	-	-
-	4,381,408	6,751,679	9,460,578	217,953
-	-	-	-	-
-	-	11,714	-	-
-	-	854	-	-
<u>4,941,292</u>	<u>4,381,408</u>	<u>6,764,247</u>	<u>9,460,578</u>	<u>217,953</u>
<u>501,177</u>	<u>1,330,619</u>	<u>513,890</u>	<u>576,000</u>	<u>(81,475)</u>
-	-	-	-	79,769
-	-	-	-	-
-	-	-	-	<u>79,769</u>
501,177	1,330,619	513,890	576,000	(1,706)
<u>12,928,492</u>	<u>1,615,272</u>	<u>(166,198)</u>	<u>11,279,201</u>	<u>(21,635)</u>
<u>\$ 13,429,669</u>	<u>\$ 2,945,891</u>	<u>\$ 347,692</u>	<u>\$ 11,855,201</u>	<u>\$ (23,341)</u>

(Continued)

Butler County, Ohio
Combining Statement of Revenues, Expenditures
and Changes in Fund Balances
Non-major Special Revenue Funds (Continued)
For the Year Ended December 31, 2015

	All Other Conservation and Recreation	Residential Incentive Districts and Tax Incremental Financings	Total Non-major Special Revenue Funds
Revenues			
Property Taxes	\$ -	\$ -	\$ 8,629,508
Other Local Taxes	-	-	2,630,441
Charges for Services	33,839	-	21,675,383
Licenses and Permits	-	-	892,818
Fines and Forfeitures	-	-	810,597
Intergovernmental	-	2,631,927	29,949,959
Special Assessments	-	-	1,562,581
Payments in Lieu of Taxes	-	11,150,364	11,150,364
Investment Earnings	-	-	25,287
Other	-	-	479,374
Total Revenues	<u>33,839</u>	<u>13,782,291</u>	<u>77,806,312</u>
Expenditures			
Current:			
General Government			
Legislative and Executive	-	-	5,742,495
Legislative and Executive - Intergovernmental	-	10,696,773	10,696,773
Judicial	-	-	2,042,961
Public Safety	-	-	10,286,858
Public Works	-	-	18,633,391
Human Services	-	-	20,811,618
Conservation and Recreation	45,502	-	45,502
Debt Service:			
Principal Retirement	-	-	185,449
Interest and Fiscal Charges	-	-	1,345
Total Expenditures	<u>45,502</u>	<u>10,696,773</u>	<u>68,446,392</u>
Excess of Revenues Over (Under) Expenditures	<u>(11,663)</u>	<u>3,085,518</u>	<u>9,359,920</u>
Other Financing Sources (Uses)			
Transfers - In	-	-	88,521
Transfers - Out	-	(1,534,761)	(2,684,761)
Total Other Financing Sources (Uses)	<u>-</u>	<u>(1,534,761)</u>	<u>(2,596,240)</u>
Net Change in Fund Balance	(11,663)	1,550,757	6,763,680
Fund Balances (Deficit) at Beginning of Year	<u>45,502</u>	<u>7,234,481</u>	<u>59,767,414</u>
Fund Balances (Deficit) at End of Year	<u>\$ 33,839</u>	<u>\$ 8,785,238</u>	<u>\$ 66,531,094</u>

Butler County, Ohio
Combining Statement of Revenues, Expenditures and Changes in Fund Balances
Non-major Capital Projects Funds
For the Year Ended December 31, 2015

	Technology	Other Capital Improvements	Road Improvements	Buildings Construction and Renovations	Total Non-major Capital Projects Funds
Revenues					
Intergovernmental	\$ -	\$ -	\$ 4,518,648	\$ -	\$ 4,518,648
Expenditures					
Current:					
Public Works	7,750	-	4,297,011	-	4,304,761
Debt Service:					
Interest and Fiscal Charges	17,566	-	21,081	13,424	52,071
Total Expenditures	25,316	-	4,318,092	13,424	4,356,832
Excess of Revenues Over (Under) Expenditures	(25,316)	-	200,556	(13,424)	161,816
Other Financing Sources:					
Transfers-In	249,698	-	93,745	473,412	816,855
Net Change in Fund Balances	224,382	-	294,301	459,988	978,671
Fund Balances (Deficit) at Beginning of Year	(1,206,056)	3,000	(2,871,325)	(10,873,328)	(14,947,709)
Fund Balances (Deficit) at End of Year	<u>\$ (981,674)</u>	<u>\$ 3,000</u>	<u>\$ (2,577,024)</u>	<u>\$ (10,413,340)</u>	<u>\$ (13,969,038)</u>

Internal Service Funds

The Internal Service Funds are used to account for the financing of services provided by one department or agency to other departments or agencies of the County, or to other governmental units, on a cost-reimbursement basis. The following are descriptions of each Internal Service Fund:

Health Insurance – To account for monies received from governmental and proprietary funds and regional governmental agencies to pay for the actual expense of medical, dental and life insurance costs for employees.

Workers' Compensation – To account for funds received from governmental and proprietary funds and regional governmental agencies to pay for the actual expense of workers' compensation benefits.

Jefferson Health Plan – To account for medical claims and premiums for Butler County Developmental Disabilities Board for their self-insured employee medical coverage. The medical and claims activity for this plan occurred in an outside bank account, therefore no budgetary statements are presented.

Butler County, Ohio
Combining Statement of Fund Net Position
Internal Service Funds
December 31, 2015

	Health Insurance	Workers' Compensation	Jefferson Health Plan	Total
Assets				
Current Assets				
Equity in Pooled Cash and Cash Equivalents	\$ 1,985,216	\$ 3,358,426	\$ -	\$ 5,343,642
Prepaid Items	17	483	-	500
Total Assets	1,985,233	3,358,909	-	5,344,142
Liabilities				
Current Liabilities				
Accrued Wages and Benefits Payable	6,313	10,433	-	16,746
Due to Other Funds	-	-	156,877	156,877
Claims Payable	-	646,993	252,790	899,783
Compensated Absences Payable	3,018	7,570	-	10,588
Total Current Liabilities	9,331	664,996	409,667	1,083,994
Non-Current Liabilities				
Claims Payable	-	1,965,818	101,913	2,067,731
Compensated Absences Payable	9,204	14,248	-	23,452
Total Non-Current Liabilities	9,204	1,980,066	101,913	2,091,183
Total Liabilities	18,535	2,645,062	511,580	3,175,177
Total Net Position	\$ 1,966,698	\$ 713,847	\$ (511,580)	\$ 2,168,965

Butler County, Ohio
Combining Statement of Revenues,
Expenses and Changes in Fund Net Position
Internal Service Funds
For the Year Ended December 31, 2015

	Health Insurance	Workers' Compensation	Jefferson Health Plan	Total
Operating Revenues				
Charges for Services	\$ 15,439,895	\$ 2,030,486	\$ 2,155,786	\$ 19,626,167
Other Operating Revenues	-	-	299,048	299,048
Total Operating Revenues	<u>15,439,895</u>	<u>2,030,486</u>	<u>2,454,834</u>	<u>19,925,215</u>
Operating Expenses				
Personal Services	218,693	211,452	-	430,145
Contractual Services	15,103,401	627,841	700,060	16,431,302
Claims and Judgments	-	581,668	2,267,867	2,849,535
Materials and Supplies	17,231	27	-	17,258
Total Operating Expenses	<u>15,339,325</u>	<u>1,420,988</u>	<u>2,967,927</u>	<u>19,728,240</u>
Operating Income (Loss)	<u>100,570</u>	<u>609,498</u>	<u>(513,093)</u>	<u>196,975</u>
Non-Operating Revenues				
Other Non-Operating Revenues	67,156	7,518	-	74,674
Interest	-	-	1,513	1,513
Total Non-Operating Revenues	<u>67,156</u>	<u>7,518</u>	<u>1,513</u>	<u>76,187</u>
Change in Net Position	167,726	617,016	(511,580)	273,162
Net Position at Beginning of Year	<u>1,798,972</u>	<u>96,831</u>	<u>-</u>	<u>1,895,803</u>
Net Position (Deficit) at End of Year	<u>\$ 1,966,698</u>	<u>\$ 713,847</u>	<u>\$ (511,580)</u>	<u>\$ 2,168,965</u>

Butler County
Combining Statement of Cash Flows
Internal Service Funds
For the Year Ended December 31, 2015

	Health Insurance	Workers' Compensation	Jefferson Health	Total
<u>Increase (Decrease) in Cash and Cash Equivalents:</u>				
<u>Cash Flows from Operating Activities:</u>				
Cash Paid to Suppliers	\$ (15,125,485)	\$ (627,649)	\$ (700,060)	\$ (16,453,194)
Cash Paid to Employees	(226,124)	(233,463)	-	(459,587)
Cash Received from Interfund Services Provided	15,439,895	2,030,486	2,155,786	19,626,167
Other Non-Operating Revenues	67,156	7,518	-	74,674
Other Operating Revenues	-	-	299,048	299,048
Cash Paid for Claims	-	(686,699)	(1,913,164)	(2,599,863)
Net Cash Provided by (Used for) Operating Activities	<u>155,442</u>	<u>490,193</u>	<u>(158,390)</u>	<u>487,245</u>
<u>Cash Flows from Noncapital Financing Activities:</u>				
Repayment of Short-Term Advances from Other Funds	-	(1,052,350)	-	(1,052,350)
Short-Term Advances from Other Funds	1,135	-	156,877	158,012
Net Cash Provided by (Used for) Noncapital Financing Activities	<u>1,135</u>	<u>(1,052,350)</u>	<u>156,877</u>	<u>(894,338)</u>
<u>Cash Flows from Investing Activities:</u>				
Interest and Dividends on Investments	-	-	1,513	1,513
Net Increase (Decrease) in Cash and Cash Equivalents	156,577	(562,157)	-	(405,580)
Cash and Cash Equivalents at Beginning of Year	1,828,639	3,920,583	-	5,749,222
Cash and Cash Equivalents at End of Year	<u>\$ 1,985,216</u>	<u>\$ 3,358,426</u>	<u>\$ -</u>	<u>\$ 5,343,642</u>
<u>Reconciliation of Operating Income (Loss) to Net Cash Provided by (Used For) Operating Activities:</u>				
Operating Income (Loss)	\$ 100,570	\$ 609,498	\$ (513,093)	\$ 196,975
<u>Adjustments to Reconcile Operating Income (Loss) to Net Cash Provided by (Used For) Operating Activities:</u>				
Other Non-Operating Revenues	67,156	7,518	-	74,674
<u>(Increase)Decrease in Assets</u>				
Prepaid Items	441	219	-	660
<u>Increase(Decrease) in Liabilities</u>				
Accrued Wages and Benefits Payable	(1,004)	(17,753)	-	(18,757)
Contracts Payable	(5,294)	-	-	(5,294)
Compensated Absences Payable	(6,427)	(4,258)	-	(10,685)
Claims Payable	-	(105,031)	354,703	249,672
Total Adjustments	<u>54,872</u>	<u>(119,305)</u>	<u>354,703</u>	<u>290,270</u>
Net Cash Provided by (Used for) Operating Activities	<u>\$ 155,442</u>	<u>\$ 490,193</u>	<u>\$ (158,390)</u>	<u>\$ 487,245</u>

Agency Funds

Agency funds are purely custodial (assets equal liabilities) and thus do not involve the measurement of results and operations. The following are the County's agency funds:

Undivided Tax – Accounts for various agency funds used for the collection and distribution of taxes by the County.

All Other Agency – Accounts for various individual agency funds combined for reporting purposes.

Butler County, Ohio
Combining Statement of Fiduciary Assets and Liabilities
Agency Funds
December 31, 2015

	Undivided Tax	All Other Agency	Total
Assets			
Equity in Pooled Cash and Cash Equivalents	\$ 17,233,419	\$ 11,727,890	\$ 28,961,309
Cash and Cash Equivalents in Segregated Accounts	-	6,527,734	6,527,734
Property Taxes Receivable	435,824,257	-	435,824,257
Revenue in Lieu of Taxes Receivable	91,325,604	-	91,325,604
Special Assessments Receivable	10,014,569	-	10,014,569
Due from Other Governments	841,113	8,495,881	9,336,994
Total Assets	\$ 555,238,962	\$ 26,751,505	\$ 581,990,467
Liabilities			
Undistributed Monies	\$ -	\$ 17,903,790	\$ 17,903,790
Deposits Held and Due to Others	-	266,929	266,929
Due to Other Governments	555,238,962	8,498,881	563,737,843
Loans Payable	-	81,905	81,905
Total Liabilities	\$ 555,238,962	\$ 26,751,505	\$ 581,990,467

Butler County, Ohio
Combining Statement of Changes in Assets and Liabilities
All Agency Funds
For the Year Ended December 31, 2015

	Beginning Balance 12/31/14	Additions	Deductions	Ending Balance 12/31/15
Undivided Tax Fund				
Assets				
Equity in Pooled Cash and Cash Equivalents	\$ 17,327,685	\$ 498,376,025	\$ 498,470,291	\$ 17,233,419
Property Taxes Receivable	432,177,755	435,824,257	432,177,755	435,824,257
Revenue in Lieu of Taxes Receivable	88,312,875	45,442,776	42,430,047	91,325,604
Special Assessments Receivable	12,311,111	9,462,155	11,758,697	10,014,569
Due from Other Governments	8,952,141	841,113	8,952,141	841,113
Total Assets	\$ 559,081,567	\$ 989,946,326	\$ 993,788,931	\$ 555,238,962
Liabilities				
Due to Other Governments	\$ 559,081,567	\$ 493,222,841	\$ 497,065,446	\$ 555,238,962
All Other Agency Funds				
Assets				
Equity in Pooled Cash and Cash Equivalents	\$ 16,191,355	\$ 39,833,445	\$ 44,296,910	\$ 11,727,890
Cash and Cash Equivalents				
In Segregated Accounts	6,018,769	508,965	-	6,527,734
Due from Other Governments	122,989	8,495,881	122,989	8,495,881
Total Assets	\$ 22,333,113	\$ 48,838,291	\$ 44,419,899	\$ 26,751,505
Liabilities				
Undistributed Monies	\$ 21,977,064	\$ 508,965	\$ 4,582,239	\$ 17,903,790
Deposits Held and Due to Others	147,516	125,015	5,602	266,929
Due to Other Governments	125,815	8,373,066	-	8,498,881
Loans Payable	82,718	-	813	81,905
Total Liabilities	\$ 22,333,113	\$ 9,007,046	\$ 4,588,654	\$ 26,751,505

(Continued)

Butler County, Ohio
Combining Statement of Changes in Assets and Liabilities
All Agency Funds
For the Year Ended December 31, 2015 (Continued)

	Beginning Balance 12/31/14	Additions	Deductions	Ending Balance 12/31/15
Total - All Agency Funds				
Assets				
Equity in Pooled Cash and Cash Equivalents	\$ 33,519,040	\$ 538,209,470	\$ 542,767,201	\$ 28,961,309
Cash and Cash Equivalents				
In Segregated Accounts	6,018,769	508,965	-	6,527,734
Property Taxes Receivable	432,177,755	435,824,257	432,177,755	435,824,257
Revenue in Lieu of Taxes Receivable	88,312,875	45,442,776	42,430,047	91,325,604
Special Assessments Receivable	12,311,111	9,462,155	11,758,697	10,014,569
Due from Other Governments	9,075,130	9,336,994	9,075,130	9,336,994
Total Assets	\$ 581,414,680	\$ 1,038,784,617	\$ 1,038,208,830	\$ 581,990,467
Liabilities				
Undistributed Monies	\$ 21,977,064	\$ 508,965	\$ 4,582,239	\$ 17,903,790
Deposits Held and Due to Others	147,516	125,015	5,602	266,929
Due to Other Governments	559,207,382	501,595,907	497,065,446	563,737,843
Loans Payable	82,718	-	813	81,905
Total Liabilities	\$ 581,414,680	\$ 502,229,887	\$ 501,654,100	\$ 581,990,467

Butler County, Ohio
Schedule of Revenues, Expenditures, and
Changes in Fund Balance-Budget and Actual
General Fund
Budget Basis
For the Year Ended December 31, 2015

	Original Budget	Final Budget	Actual	Variance Positive (Negative)
Revenues:				
Property Taxes	\$ 12,554,000	\$ 12,550,000	\$ 12,659,726	\$ 109,726
Sales Taxes	37,411,985	37,411,985	40,506,595	3,094,610
Charges for Services	18,209,158	17,965,158	18,109,692	144,534
Licenses and Permits	2,015,050	2,407,050	3,061,659	654,609
Fines and Forfeitures	1,235,800	1,091,800	1,090,926	(874)
Intergovernmental	9,505,597	10,180,597	10,316,844	136,247
Interest	1,000,000	1,325,000	1,464,398	139,398
Other	556,774	987,749	1,084,461	96,712
Total Revenues	82,488,364	83,919,339	88,294,301	4,374,962
Expenditures:				
Current:				
General Government:				
Legislative and Executive				
Information Services				
Personal Services	1,573,099	1,452,299	1,364,329	87,970
Materials and Supplies	55,000	408,390	408,030	360
Contractual Services	700,000	848,789	828,318	20,471
Total Information Services	2,328,099	2,709,478	2,600,677	108,801
Audit Services				
Contractual Services	146,000	146,000	134,223	11,777
Auditor				
Personal Services	1,163,884	1,110,072	1,044,415	65,657
Materials and Supplies	18,869	30,750	27,204	3,546
Contractual Services	58,000	102,055	88,790	13,265
Capital Outlay	-	30,653	30,653	-
Total Auditor	1,240,753	1,273,530	1,191,062	82,468
Commissioners				
Personal Services	993,866	997,480	994,351	3,129
Materials and Supplies	16,900	51,731	47,892	3,839
Contractual Services	27,500	26,481	21,110	5,371
Other	500	500	29	471
Total Commissioners	1,038,766	1,076,192	1,063,382	12,810
Department of Development				
Personal Services	916,459	1,074,298	1,069,001	5,297
Materials and Supplies	12,991	50,995	50,969	26
Contractual Services	210,032	216,068	212,272	3,796
Other	350	2,256	1,906	350
Total Department of Development	1,139,832	1,343,617	1,334,148	9,469
Mailroom				
Personal Services	91,453	91,453	90,779	674
Materials and Supplies	551,799	551,922	511,188	40,734
Contractual Services	190	190	190	-
Total Mailroom	\$ 643,442	\$ 643,565	\$ 602,157	\$ 41,408

(continued)

Butler County, Ohio
Schedule of Revenues, Expenditures, and
Changes in Fund Balance-Budget and Actual
General Fund (continued)
Budget Basis
For the Year Ended December 31, 2015

	Original Budget	Final Budget	Actual	Variance Positive (Negative)
Maintenance				
Personal Services	\$ 275,386	\$ 232,236	\$ 210,583	\$ 21,653
Materials and Supplies	105,460	129,572	121,880	7,692
Contractual Services	1,652,030	2,224,229	2,091,209	133,020
Capital Outlay	-	469,483	444,226	25,257
Total Maintenance	<u>2,032,876</u>	<u>3,055,520</u>	<u>2,867,898</u>	<u>187,622</u>
Records Center				
Personal Services	267,595	267,595	263,599	3,996
Materials and Supplies	3,480	3,816	3,709	107
Contractual Services	25,735	26,938	24,599	2,339
Total Records Center	<u>296,810</u>	<u>298,349</u>	<u>291,907</u>	<u>6,442</u>
Insurance, Pension and Taxes				
Contractual Services	1,350,368	1,513,084	950,425	562,659
Other	741,539	742,284	518,649	223,635
Total Insurance, Pension and Taxes	<u>2,091,907</u>	<u>2,255,368</u>	<u>1,469,074</u>	<u>786,294</u>
Commissioners-Other				
Contractual Services	309,834	449,142	367,507	81,635
Other	38,480	47,667	47,667	-
Total Commissioners-Other	<u>348,314</u>	<u>496,809</u>	<u>415,174</u>	<u>81,635</u>
Central HR				
Personal Services	364,025	364,025	331,445	32,580
Materials and Supplies	2,000	14,800	12,841	1,959
Contractual Services	7,900	41,548	39,531	2,017
Total Central HR	<u>373,925</u>	<u>420,373</u>	<u>383,817</u>	<u>36,556</u>
Board of Elections				
Personal Services	1,953,669	2,094,390	2,005,901	88,489
Materials and Supplies	201,882	244,025	201,109	42,916
Contractual Services	439,800	670,392	640,307	30,085
Total Board of Elections	<u>2,595,351</u>	<u>3,008,807</u>	<u>2,847,317</u>	<u>161,490</u>
Prosecuting Attorney				
Personal Services	3,603,031	3,551,124	3,477,329	73,795
Materials and Supplies	29,000	45,433	42,872	2,561
Contractual Services	33,264	75,968	58,082	17,886
Other	57,851	57,851	57,851	-
Total Prosecuting Attorney	<u>3,723,146</u>	<u>3,730,376</u>	<u>3,636,134</u>	<u>94,242</u>
CSEA Prosecutor				
Personal Services	329,913	329,913	245,868	84,045
Materials and Supplies	3,000	3,000	1,395	1,605
Contractual Services	23,200	26,088	25,299	789
Total CSEA Prosecutor	<u>\$ 356,113</u>	<u>\$ 359,001</u>	<u>\$ 272,562</u>	<u>\$ 86,439</u>

(continued)

Butler County, Ohio
Schedule of Revenues, Expenditures, and
Changes in Fund Balance-Budget and Actual
General Fund (continued)
Budget Basis
For the Year Ended December 31, 2015

	Original Budget	Final Budget	Actual	Variance Positive (Negative)
Public Defender Area Courts				
Personal Services	\$ 239,130	\$ 239,130	\$ 232,325	\$ 6,805
Materials and Supplies	1,020	1,020	1,020	-
Contractual Services	1,282	1,347	1,081	266
Total Public Defender Area Courts	<u>241,432</u>	<u>241,497</u>	<u>234,426</u>	<u>7,071</u>
Public Defender Common Pleas				
Personal Services	879,206	864,471	844,711	19,760
Materials and Supplies	3,831	5,040	4,979	61
Contractual Services	1,425	916	916	-
Total Public Defender Common Pleas	<u>884,462</u>	<u>870,427</u>	<u>850,606</u>	<u>19,821</u>
Public Defender Municipal				
Personal Services	575,972	590,707	589,979	728
Materials and Supplies	2,652	2,652	2,652	-
Contractual Services	700	-	-	-
Total Public Defender Municipal	<u>579,324</u>	<u>593,359</u>	<u>592,631</u>	<u>728</u>
Recorder				
Personal Services	706,144	706,144	651,784	54,360
Materials and Supplies	2,000	3,200	2,200	1,000
Contractual Services	7,000	7,000	4,754	2,246
Total Recorder	<u>715,144</u>	<u>716,344</u>	<u>658,738</u>	<u>57,606</u>
Microfilm Board				
Personal Services	-	25,123	18,431	6,692
Treasurer				
Personal Services	659,684	659,684	637,619	22,065
Materials and Supplies	1,685	2,289	2,188	101
Contractual Services	61,165	62,869	62,330	539
Other	-	12,000	12,000	-
Total Treasurer	<u>722,534</u>	<u>736,842</u>	<u>714,137</u>	<u>22,705</u>
Unclaimed Monies				
Other	5,000	5,000	-	5,000
Total General Government:				
Legislative and Executive	<u>21,503,230</u>	<u>24,005,577</u>	<u>22,178,501</u>	<u>1,827,076</u>
General Government:				
Judicial				
Area Courts				
Personal Services	901,656	901,656	854,167	47,489
Materials and Supplies	19,980	22,231	22,231	-
Contractual Services	79,194	92,234	87,341	4,893
Total Area Courts	<u>1,000,830</u>	<u>1,016,121</u>	<u>963,739</u>	<u>52,382</u>
Clerk of Courts				
Personal Services	1,512,183	1,501,183	1,392,157	109,026
Materials and Supplies	386,500	393,040	373,348	19,692
Contractual Services	29,879	38,541	34,403	4,138
Total Clerk of Courts	<u>1,928,562</u>	<u>1,932,764</u>	<u>1,799,908</u>	<u>132,856</u>
Common Pleas Court				
Personal Services	1,546,324	1,500,824	1,497,025	3,799
Materials and Supplies	21,000	24,969	23,868	1,101
Contractual Services	402,200	460,876	423,628	37,248
Total Common Pleas Court	<u>\$ 1,969,524</u>	<u>\$ 1,986,669</u>	<u>\$ 1,944,521</u>	<u>\$ 42,148</u>

(continued)

Butler County, Ohio
Schedule of Revenues, Expenditures, and
Changes in Fund Balance-Budget and Actual
General Fund (continued)
Budget Basis
For the Year Ended December 31, 2015

	Original Budget	Final Budget	Actual	Variance Positive (Negative)
Court Services				
Personal Services	\$ 365,175	\$ 365,175	\$ 362,252	\$ 2,923
Domestic Relations Court				
Personal Services	1,305,585	1,302,585	1,243,045	59,540
Materials and Supplies	11,690	11,690	11,329	361
Contractual Services	119,407	123,272	108,528	14,744
Other	500	500	-	500
Total Domestic Relations Court	<u>1,437,182</u>	<u>1,438,047</u>	<u>1,362,902</u>	<u>75,145</u>
Parenting Education				
Contractual Services	48,000	51,525	48,025	3,500
Juvenile Court				
Personal Services	2,277,219	2,264,219	2,234,395	29,824
Materials and Supplies	36,000	46,950	45,199	1,751
Contractual Services	1,639,683	1,733,310	1,583,118	150,192
Other	600	300	-	300
Total Juvenile Court	<u>3,953,502</u>	<u>4,044,779</u>	<u>3,862,712</u>	<u>182,067</u>
Juvenile Court Technology Grant				
Materials and Supplies	-	9,901	9,901	-
Probate Court				
Personal Services	745,758	745,758	737,507	8,251
Materials and Supplies	18,000	13,880	13,871	9
Contractual Services	30,050	34,600	32,422	2,178
Total Probate Court	<u>793,808</u>	<u>794,238</u>	<u>783,800</u>	<u>10,438</u>
Court of Appeals				
Materials and Supplies	47,762	116,678	106,817	9,861
Contractual Services	563,024	593,759	526,326	67,433
Other	300	300	85	215
Total Court of Appeals	<u>611,086</u>	<u>710,737</u>	<u>633,228</u>	<u>77,509</u>
Court of Appeals Technology Grant				
Materials and Supplies	-	16,678	16,678	-
Municipal Courts				
Personal Services	408,296	427,556	427,280	276
Contractual Services	32,660	60,000	56,906	3,094
Total Municipal Courts	<u>440,956</u>	<u>487,556</u>	<u>484,186</u>	<u>3,370</u>
Total General Government:				
Judicial	<u>12,548,625</u>	<u>12,854,190</u>	<u>12,271,852</u>	<u>582,338</u>
Public Safety				
Adult Probation				
Personal Services	1,478,046	1,478,046	1,431,795	46,251
Materials and Supplies	11,255	22,603	21,550	1,053
Contractual Services	155,345	159,016	152,736	6,280
Total Adult Probation	<u>\$ 1,644,646</u>	<u>\$ 1,659,665</u>	<u>\$ 1,606,081</u>	<u>\$ 53,584</u>

(continued)

Butler County, Ohio
Schedule of Revenues, Expenditures, and
Changes in Fund Balance-Budget and Actual
General Fund (continued)
Budget Basis
For the Year Ended December 31, 2015

	Original Budget	Final Budget	Actual	Variance Positive (Negative)
Coroner				
Personal Services	\$ 608,198	\$ 608,198	\$ 586,972	\$ 21,226
Materials and Supplies	8,000	9,803	9,157	646
Contractual Services	11,500	9,697	9,589	108
Total Coroner	<u>627,698</u>	<u>627,698</u>	<u>605,718</u>	<u>21,980</u>
Coroner's Morgue				
Materials and Supplies	22,000	26,707	25,357	1,350
Contractual Services	343,800	368,522	330,597	37,925
Total Coroner's Morgue	<u>365,800</u>	<u>395,229</u>	<u>355,954</u>	<u>39,275</u>
Juvenile Facilities				
Personal Services	1,941,085	1,897,535	1,864,970	32,565
Materials and Supplies	139,200	176,741	172,684	4,057
Contractual Services	116,120	144,948	136,214	8,734
Total Juvenile Facilities	<u>2,196,405</u>	<u>2,219,224</u>	<u>2,173,868</u>	<u>45,356</u>
Sheriff's Academy				
Materials and Supplies	10,325	10,051	10,043	8
Contractual Services	19,307	20,682	20,174	508
Total Sheriff's Academy	<u>29,632</u>	<u>30,733</u>	<u>30,217</u>	<u>516</u>
Sheriff's Resolutions				
Personal Services	642,240	624,855	452,856	171,999
Materials and Supplies	595,000	618,688	616,365	2,323
Contractual Services	2,278,000	2,549,660	2,542,885	6,775
Total Sheriff's Resolutions	<u>3,515,240</u>	<u>3,793,203</u>	<u>3,612,106</u>	<u>181,097</u>
Sheriff				
Personal Services	18,773,277	19,248,460	18,833,635	414,825
Materials and Supplies	749,366	889,990	733,003	156,987
Contractual Services	606,114	677,859	654,957	22,902
Capital Outlay	-	474,589	474,589	-
Other	223,682	250,869	250,865	4
Total Sheriff	<u>20,352,439</u>	<u>21,541,767</u>	<u>20,947,049</u>	<u>594,718</u>
Paramedics				
Personal Services	986,173	1,000,408	979,477	20,931
Materials and Supplies	317,602	351,557	351,546	11
Contractual Services	291,000	305,401	305,401	-
Other	4,000	4,000	4,000	-
Total Paramedics	<u>1,598,775</u>	<u>1,661,366</u>	<u>1,640,424</u>	<u>20,942</u>
General Communications Sales Tax				
Personal Services	573,504	510,041	456,151	53,890
Materials and Supplies	107,865	189,535	176,632	12,903
Contractual Services	2,188,670	3,117,580	3,111,133	6,447
Other	6,800	6,800	6,800	-
Total General Communications Sales Tax	<u>2,876,839</u>	<u>3,823,956</u>	<u>3,750,716</u>	<u>73,240</u>
E911 Dispatch				
Personal Services	2,127,134	2,345,914	2,288,465	57,449
Materials and Supplies	40,060	65,210	65,210	-
Contractual Services	243,650	280,469	271,335	9,134
Other	18,750	18,791	18,791	-
Total E911 Dispatch	<u>2,429,594</u>	<u>2,710,384</u>	<u>2,643,801</u>	<u>66,583</u>
Total Public Safety	<u>\$ 35,637,068</u>	<u>\$ 38,463,225</u>	<u>\$ 37,365,934</u>	<u>\$ 1,097,291</u>

(continued)

Butler County, Ohio
Schedule of Revenues, Expenditures, and
Changes in Fund Balance-Budget and Actual
General Fund (continued)
Budget Basis
For the Year Ended December 31, 2015

	Original Budget	Final Budget	Actual	Variance Positive (Negative)
Public Works				
Solid Waste Landfill				
Contractual Services	\$ 13,500	\$ 13,500	\$ 13,500	\$ -
Engineers-Plat Room				
Personal Services	175,144	175,383	175,326	57
Total Public Works	<u>188,644</u>	<u>188,883</u>	<u>188,826</u>	<u>57</u>
Health				
Other-Health				
Contractual Services	743,713	743,713	743,713	-
Registration Vital Statistics				
Other	3,650	3,650	3,504	146
Total Health	<u>747,363</u>	<u>747,363</u>	<u>747,217</u>	<u>146</u>
Human Services				
Veterans Memorial				
Materials and Supplies	6,000	6,000	3,145	2,855
Contractual Services	10,000	10,000	9,054	946
Total Veterans Memorial	<u>16,000</u>	<u>16,000</u>	<u>12,199</u>	<u>3,801</u>
Veterans Services				
Personal Services	801,599	751,599	699,049	52,550
Materials and Supplies	40,500	44,749	36,526	8,223
Contractual Services	1,017,089	1,121,686	1,024,398	97,288
Other	-	11,667	11,667	-
Total Veterans Services	<u>1,859,188</u>	<u>1,929,701</u>	<u>1,771,640</u>	<u>158,061</u>
Total Human Services	<u>\$ 1,875,188</u>	<u>\$ 1,945,701</u>	<u>\$ 1,783,839</u>	<u>\$ 161,862</u>

(continued)

Butler County, Ohio
Schedule of Revenues, Expenditures, and
Changes in Fund Balance-Budget and Actual
General Fund (continued)
Budget Basis
For the Year Ended December 31, 2015

	Original Budget	Final Budget	Actual	Variance Positive (Negative)
Conservation and Recreation				
Agricultural				
Contractual Services	\$ 900	\$ 4,000	\$ 3,844	\$ 156
Other	386,578	386,578	386,578	-
Total Agricultural	<u>387,478</u>	<u>390,578</u>	<u>390,422</u>	<u>156</u>
Emergency Management				
Other	50,000	50,000	50,000	-
Total Conservation and Recreation	<u>437,478</u>	<u>440,578</u>	<u>440,422</u>	<u>156</u>
Debt Service:				
Principal Retirement	801	801	801	-
Interest and Fiscal Charges	182	182	182	-
Total Debt Service	<u>983</u>	<u>983</u>	<u>983</u>	<u>-</u>
Total Expenditures	<u>72,938,579</u>	<u>78,646,500</u>	<u>74,977,574</u>	<u>3,668,926</u>
Excess of Revenues Over Expenditures	<u>9,549,785</u>	<u>5,272,839</u>	<u>13,316,727</u>	<u>8,043,888</u>
Other Financing Sources (Uses):				
Other Financing Sources	2,607,000	2,607,000	2,906,510	299,510
Proceeds from Sale of Capital Assets	10,000	10,000	-	(10,000)
Advances - In	1,671,063	658,298	646,807	(11,491)
Advances - Out	(725,063)	(715,876)	(161,165)	554,711
Transfers - In	1,000,000	1,000,000	1,150,000	150,000
Transfers - Out	(14,112,785)	(14,938,534)	(12,277,499)	2,661,035
Total Other Financing Sources (Uses)	<u>(9,549,785)</u>	<u>(11,379,112)</u>	<u>(7,735,347)</u>	<u>3,643,765</u>
Net Change in Fund Balance	-	(6,106,273)	5,581,380	11,687,653
Fund Balance at Beginning of Year	19,034,600	19,034,600	19,034,600	-
Prior Year Encumbrances Appropriated	2,676,686	2,676,686	2,676,686	-
Fund Balance at End of Year	<u>\$ 21,711,286</u>	<u>\$ 15,605,013</u>	<u>\$ 27,292,666</u>	<u>\$ 11,687,653</u>

Butler County, Ohio
Schedule of Revenues, Expenditures, and
Changes in Fund Balance-Budget and Actual
Developmental Disabilities-Special Revenue Fund
Budget Basis
For the Year Ended December 31, 2015

	Original Budget	Final Budget	Actual	Variance Positive (Negative)
Revenues:				
Property Taxes	\$ 18,000,000	\$ 20,666,000	\$ 18,237,381	\$ (2,428,619)
Charges for Services	11,500	11,500	35,888	24,388
Intergovernmental	9,291,500	6,635,500	9,418,981	2,783,481
Other	7,400	124,985	122,266	(2,719)
Total Revenues	<u>27,310,400</u>	<u>27,437,985</u>	<u>27,814,516</u>	<u>376,531</u>
Expenditures:				
Current:				
Health				
Developmental Disabilities				
Personal Services	13,844,626	13,845,169	13,317,868	527,301
Materials and Supplies	508,700	594,106	483,725	110,381
Contractual Services	15,084,180	15,535,580	14,985,124	550,456
Capital Outlay	170,000	342,361	336,379	5,982
Other	106,000	164,535	161,082	3,453
Total Expenditures	<u>29,713,506</u>	<u>30,481,751</u>	<u>29,284,178</u>	<u>1,197,573</u>
Excess of Revenues Under Expenditures	(2,403,106)	(3,043,766)	(1,469,662)	1,574,104
Other Financing Sources :				
Other Financing Sources	<u>75,000</u>	<u>75,000</u>	<u>62,992</u>	<u>(12,008)</u>
Net Change in Fund Balance	(2,328,106)	(2,968,766)	(1,406,670)	1,562,096
Fund Balance at Beginning of Year	32,708,832	32,708,832	32,708,832	-
Prior Year Encumbrances Appropriated	654,173	654,173	654,173	-
Fund Balance at End of Year	<u>\$ 31,034,899</u>	<u>\$ 30,394,239</u>	<u>\$ 31,956,335</u>	<u>\$ 1,562,096</u>

Butler County, Ohio
Schedule of Revenues, Expenditures, and
Changes in Fund Balance-Budget and Actual
Job and Family Services/Children Services Agency-Special Revenue Fund
Budget Basis
For the Year Ended December 31, 2015

	Original Budget	Final Budget	Actual	Variance Positive (Negative)
Revenues:				
Property Taxes	\$ 13,046,377	\$ 15,040,664	\$ 13,182,945	\$ (1,857,719)
Intergovernmental	22,492,529	20,498,242	28,680,912	8,182,670
Other	635,000	721,904	631,807	(90,097)
Total Revenues	<u>36,173,906</u>	<u>36,260,810</u>	<u>42,495,664</u>	<u>6,234,854</u>
Expenditures:				
Current:				
Human Services				
Job and Family/Children Services				
Personal Services	15,218,633	15,444,651	15,076,853	367,798
Materials and Supplies	271,000	255,900	230,997	24,903
Contractual Services	22,589,284	24,726,442	24,352,277	374,165
Capital Outlay	150,000	60,000	58,865	1,135
Other	616,000	821,724	815,565	6,159
Total Human Services	<u>38,844,917</u>	<u>41,308,717</u>	<u>40,534,557</u>	<u>774,160</u>
Debt Service:				
Principal Retirement	7,821	7,826	7,826	-
Interest and Fiscal Charges	716	716	716	-
Total Debt Service	<u>8,537</u>	<u>8,542</u>	<u>8,542</u>	<u>-</u>
Total Expenditures	<u>38,853,454</u>	<u>41,317,259</u>	<u>40,543,099</u>	<u>774,160</u>
Excess of Revenues Over (Under) Expenditures	<u>(2,679,548)</u>	<u>(5,056,449)</u>	<u>1,952,565</u>	<u>7,009,014</u>
Other Financing Sources:				
Other Financing Sources	2,539,826	2,539,826	1,039,108	(1,500,718)
Transfers - In	788,718	788,718	793,716	4,998
Total Other Financing Sources	<u>3,328,544</u>	<u>3,328,544</u>	<u>1,832,824</u>	<u>(1,495,720)</u>
Net Change in Fund Balance	648,996	(1,727,905)	3,785,389	5,513,294
Fund Balance at Beginning of Year	670,731	670,731	670,731	-
Prior Year Encumbrances Appropriated	1,104,323	1,104,323	1,104,323	-
Fund Balance at End of Year	<u>\$ 2,424,050</u>	<u>\$ 47,149</u>	<u>\$ 5,560,443</u>	<u>\$ 5,513,294</u>

Butler County, Ohio
Schedule of Revenues, Expenditures, and
Changes in Fund Balance-Budget and Actual
Mental Health and Addiction Recovery Services Board-Special Revenue Fund
Budget Basis
For the Year Ended December 31, 2015

	Original Budget	Final Budget	Actual	Variance Positive (Negative)
Revenues:				
Property Taxes	\$ 9,509,800	\$ 9,509,800	\$ 8,454,717	\$ (1,055,083)
Charges for Services	117,712	117,712	115,454	(2,258)
Intergovernmental	4,023,377	4,023,377	5,559,106	1,535,729
Other	-	12,622	62,682	50,060
Total Revenues	<u>13,650,889</u>	<u>13,663,511</u>	<u>14,191,959</u>	<u>528,448</u>
Expenditures:				
Current:				
Health				
Mental Health				
Personal Services	1,397,718	1,279,788	1,201,323	78,465
Materials and Supplies	48,205	45,211	18,036	27,175
Contractual Services	15,524,924	15,722,346	12,282,417	3,439,929
Other	2,850	1,850	1,774	76
Total Expenditures	<u>16,973,697</u>	<u>17,049,195</u>	<u>13,503,550</u>	<u>3,545,645</u>
Excess of Revenues Over (Under) Expenditures	(3,322,808)	(3,385,684)	688,409	4,074,093
Other Financing Sources:				
Other Financing Sources	256,000	256,000	142	(255,858)
Transfers - In	110,000	110,000	110,000	-
Total Other Financing Sources	<u>366,000</u>	<u>366,000</u>	<u>110,142</u>	<u>(255,858)</u>
Net Change in Fund Balance	(2,956,808)	(3,019,684)	798,551	3,818,235
Fund Balance at Beginning of Year	14,052,661	14,052,661	14,052,661	-
Prior Year Encumbrances Appropriated	61,024	61,024	61,024	-
Fund Balance at End of Year	<u>\$ 11,156,877</u>	<u>\$ 11,094,001</u>	<u>\$ 14,912,236</u>	<u>\$ 3,818,235</u>

Butler County, Ohio
Schedule of Revenues, Expenses, and
Changes in Fund Equity-Budget and Actual
Sewer-Enterprise Fund
Budget Basis
For the Year Ended December 31, 2015

	Original Budget	Final Budget	Actual	Variance Positive (Negative)
Revenues:				
Charges for Services	\$ 18,246,679	\$ 18,248,674	\$ 18,331,676	\$ 83,002
Contributed Capital	2,946,517	3,474,103	6,318,195	2,844,092
Special Assessments	51,088	49,093	56,360	7,267
Interest Income	-	-	3,192	3,192
Other Non-Operating Revenues	22,928	22,928	907,454	884,526
Other Operating Revenues	206,844	258,490	251,163	(7,327)
Proceeds from Loans	-	495,521	495,521	-
Total Revenues	21,474,056	22,548,809	26,363,561	3,814,752
Expenses:				
Personal Services	5,652,296	5,652,366	5,477,128	175,238
Materials and Supplies	1,707,352	1,977,587	1,737,104	240,483
Contractual Services	3,898,207	5,834,715	5,581,290	253,425
Other Operating Expenses	746,746	694,687	524,344	170,343
Capital Outlay	5,612,851	8,640,669	6,640,854	1,999,815
Debt Service:				
Principal Retirement	3,534,284	3,920,893	3,902,576	18,317
Interest and Fiscal Charges	1,828,238	1,828,627	1,786,394	42,233
Total Expenses	22,979,974	28,549,544	25,649,690	2,899,854
Net Change in Fund Equity	(1,505,918)	(6,000,735)	713,871	6,714,606
Fund Equity at Beginning of Year	27,114,918	27,114,918	27,114,918	-
Prior Year Encumbrances Appropriated	3,023,279	3,023,279	3,023,279	-
Fund Equity at End of Year	\$ 28,632,279	\$ 24,137,462	\$ 30,852,068	\$ 6,714,606

Butler County, Ohio
Schedule of Revenues, Expenses, and
Changes in Fund Equity-Budget and Actual
Water-Enterprise Fund
Budget Basis
For the Year Ended December 31, 2015

	Original Budget	Final Budget	Actual	Variance Positive (Negative)
Revenues:				
Charges for Services	\$ 20,154,839	\$ 20,186,049	\$ 20,390,701	\$ 204,652
Contributed Capital	2,122,560	2,183,316	4,140,676	1,957,360
Special Assessments	56,575	25,365	33,628	8,263
Other Non-Operating Revenues	30,100	30,100	951,144	921,044
Other Operating Revenues	34,030	64,234	57,449	(6,785)
Proceeds from Loans	-	632,960	632,960	-
Total Revenues	<u>22,398,104</u>	<u>23,122,024</u>	<u>26,206,558</u>	<u>3,084,534</u>
Expenses:				
Personal Services	2,533,623	2,533,661	2,462,058	71,603
Materials and Supplies	630,839	698,504	608,384	90,120
Contractual Services	9,463,333	12,396,249	12,305,131	91,118
Other Operating Expenses	524,236	529,436	369,094	160,342
Capital Outlay	773,976	2,135,500	1,660,900	474,600
Debt Service:				
Principal Retirement	4,462,056	4,486,395	4,308,748	177,647
Interest and Fiscal Charges	1,984,507	1,997,403	1,919,616	77,787
Total Expenses	<u>20,372,570</u>	<u>24,777,148</u>	<u>23,633,931</u>	<u>1,143,217</u>
Net Change in Fund Equity	2,025,534	(1,655,124)	2,572,627	4,227,751
Fund Equity at Beginning of Year	10,430,550	10,430,550	10,430,550	-
Prior Year Encumbrances Appropriated	1,664,761	1,664,761	1,664,761	-
Fund Equity at End of Year	<u>\$ 14,120,845</u>	<u>\$ 10,440,187</u>	<u>\$ 14,667,938</u>	<u>\$ 4,227,751</u>

Butler County, Ohio
Schedule of Revenues, Expenditures, and
Changes in Fund Balance-Budget and Actual
Real Estate Assessment-Special Revenue Fund
Budget Basis
For the Year Ended December 31, 2015

	Original Budget	Final Budget	Actual	Variance Positive (Negative)
Revenues:				
Charges for Services	\$ 2,703,700	\$ 2,703,700	\$ 2,232,432	\$ (471,268)
Other	-	14,748	14,748	-
Total Revenues	<u>2,703,700</u>	<u>2,718,448</u>	<u>2,247,180</u>	<u>(471,268)</u>
Expenditures:				
Current:				
General Government:				
Legislative and Executive				
Real Estate Assessment				
Personal Services	2,070,047	2,070,047	1,814,443	255,604
Materials and Supplies	77,500	137,280	67,575	69,705
Contractual Services	510,030	567,862	355,443	212,419
Total Expenditures	<u>2,657,577</u>	<u>2,775,189</u>	<u>2,237,461</u>	<u>537,728</u>
Excess of Revenues Over (Under) Expenditures	46,123	(56,741)	9,719	66,460
Other Financing Sources:				
Other Financing Sources	-	-	109	109
Net Change in Fund Balance	46,123	(56,741)	9,828	66,569
Fund Balance at Beginning of Year	2,951,575	2,951,575	2,951,575	-
Prior Year Encumbrances Appropriated	117,611	117,611	117,611	-
Fund Balance at End of Year	<u>\$ 3,115,309</u>	<u>\$ 3,012,445</u>	<u>\$ 3,079,014</u>	<u>\$ 66,569</u>

Butler County, Ohio
Schedule of Revenues, Expenditures, and
Changes in Fund Balance-Budget and Actual
All Other Legislative and Executive-Special Revenue Fund
Budget Basis
For the Year Ended December 31, 2015

	Original Budget	Final Budget	Actual	Variance Positive (Negative)
Revenues:				
Charges for Services	\$ 4,212,814	\$ 4,071,142	\$ 4,184,788	\$ 113,646
Fines and Forfeitures	628,650	628,650	537,740	(90,910)
Interest	4,000	4,000	4,382	382
Other	-	20,550	29,568	9,018
Total Revenues	<u>4,845,464</u>	<u>4,724,342</u>	<u>4,756,478</u>	<u>32,136</u>
Expenditures:				
Current:				
General Government:				
Legislative and Executive				
Other Legislative and Executive				
Personal Services	2,611,135	2,613,681	2,406,141	207,540
Materials and Supplies	596,051	651,992	533,471	118,521
Contractual Services	774,015	1,152,045	946,028	206,017
Other	13,640	13,540	4,772	8,768
Total Expenditures	<u>3,994,841</u>	<u>4,431,258</u>	<u>3,890,412</u>	<u>540,846</u>
Excess of Revenues Over Expenditures	850,623	293,084	866,066	572,982
Other Financing Uses:				
Transfers - Out	<u>(1,000,000)</u>	<u>(1,000,000)</u>	<u>(1,150,000)</u>	<u>(150,000)</u>
Net Change in Fund Balance	(149,377)	(706,916)	(283,934)	422,982
Fund Balance at Beginning of Year	2,942,046	2,942,046	2,942,046	-
Prior Year Encumbrances Appropriated	201,231	201,231	201,231	-
Fund Balance at End of Year	<u>\$ 2,993,900</u>	<u>\$ 2,436,361</u>	<u>\$ 2,859,343</u>	<u>\$ 422,982</u>

Butler County, Ohio
Schedule of Revenues, Expenditures, and
Changes in Fund Balance-Budget and Actual
All Other Judicial-Special Revenue Fund
Budget Basis
For the Year Ended December 31, 2015

	Original Budget	Final Budget	Actual	Variance Positive (Negative)
Revenues:				
Charges for Services	\$ 2,546,260	\$ 2,526,999	\$ 2,518,318	\$ (8,681)
Fines and Forfeitures	41,000	41,000	45,876	4,876
Intergovernmental	550	300	1,326	1,026
Interest	-	-	46	46
Other	-	15,061	15,061	-
Total Revenues	<u>2,587,810</u>	<u>2,583,360</u>	<u>2,580,627</u>	<u>(2,733)</u>
Expenditures:				
Current:				
General Government:				
Judicial				
Other Judicial				
Personal Services	1,642,398	1,605,773	1,355,651	250,122
Materials and Supplies	224,930	350,706	245,399	105,307
Contractual Services	543,074	777,723	543,137	234,586
Capital Outlay	26,000	51,000	50,927	73
Other	125,000	3,000	2,642	358
Total Expenditures	<u>2,561,402</u>	<u>2,788,202</u>	<u>2,197,756</u>	<u>590,446</u>
Excess of Revenues Over (Under) Expenditures	26,408	(204,842)	382,871	587,713
Other Financing Sources:				
Other Financing Sources	-	-	500	500
Net Change in Fund Balance	26,408	(204,842)	383,371	588,213
Fund Balance at Beginning of Year	3,922,837	3,922,837	3,922,837	-
Prior Year Encumbrances Appropriated	26,491	26,491	26,491	-
Fund Balance at End of Year	<u>\$ 3,975,736</u>	<u>\$ 3,744,486</u>	<u>\$ 4,332,699</u>	<u>\$ 588,213</u>

Butler County, Ohio
Schedule of Revenues, Expenditures, and
Changes in Fund Balance-Budget and Actual
All Other Public Safety-Special Revenue Fund
Budget Basis
For the Year Ended December 31, 2015

	Original Budget	Final Budget	Actual	Variance Positive (Negative)
Revenues:				
Charges for Services	\$ 4,043,846	\$ 4,043,846	\$ 4,517,164	\$ 473,318
Licenses and Permits	838,620	838,620	727,458	(111,162)
Fines and Forfeitures	29,750	29,750	35,762	6,012
Intergovernmental	5,321,851	5,306,517	5,487,730	181,213
Other	1,550	68,243	72,591	4,348
Total Revenues	10,235,617	10,286,976	10,840,705	553,729
Expenditures:				
Current:				
Public Safety				
Other Public Safety				
Personal Services	9,304,403	9,373,347	8,798,443	574,904
Materials and Supplies	364,100	501,893	380,569	121,324
Contractual Services	2,005,992	1,789,232	1,173,139	616,093
Capital Outlay	-	40,245	37,681	2,564
Other	218,671	445,344	438,479	6,865
Total Expenditures	11,893,166	12,150,061	10,828,311	1,321,750
Excess of Revenues Over (Under) Expenditures	(1,657,549)	(1,863,085)	12,394	1,875,479
Other Financing Sources:				
Other Financing Sources	500,000	70,036	73,168	3,132
Transfers - In	9,000	9,000	8,752	(248)
Total Other Financing Sources	509,000	79,036	81,920	2,884
Net Change in Fund Balance	(1,148,549)	(1,784,049)	94,314	1,878,363
Fund Balance at Beginning of Year	4,509,404	4,509,404	4,509,404	-
Prior Year Encumbrances Appropriated	328,715	328,715	328,715	-
Fund Balance at End of Year	\$ 3,689,570	\$ 3,054,070	\$ 4,932,433	\$ 1,878,363

Butler County, Ohio
Schedule of Revenues, Expenditures, and
Changes in Fund Balance-Budget and Actual
Motor Vehicle-Special Revenue Fund
Budget Basis
For the Year Ended December 31, 2015

	Original Budget	Final Budget	Actual	Variance Positive (Negative)
Revenues:				
Other Local Taxes	\$ 2,466,000	\$ 2,466,000	\$ 2,620,592	\$ 154,592
Charges for Services	251,000	251,000	544,256	293,256
License and Permits	125,000	125,000	164,820	39,820
Fines and Forfeitures	160,000	160,000	195,904	35,904
Intergovernmental	9,771,400	9,771,400	10,265,488	494,088
Interest	9,600	9,600	15,004	5,404
Other	141,000	191,630	157,238	(34,392)
Total Revenues	<u>12,924,000</u>	<u>12,974,630</u>	<u>13,963,302</u>	<u>988,672</u>
Expenditures:				
Current:				
Public Works				
Motor Vehicle				
Personal Services	6,644,809	6,644,809	5,333,176	1,311,633
Materials and Supplies	2,067,550	2,204,188	1,153,170	1,051,018
Contractual Services	9,889,772	10,800,693	8,845,164	1,955,529
Capital Outlay	-	205,546	186,684	18,862
Other	225,000	260,291	31,556	228,735
Total Public Works	<u>18,827,131</u>	<u>20,115,527</u>	<u>15,549,750</u>	<u>4,565,777</u>
Debt Service:				
Principal Retirement	224,100	224,433	173,735	50,698
Interest and Fiscal Charges	900	900	491	409
Total Debt Service	<u>225,000</u>	<u>225,333</u>	<u>174,226</u>	<u>51,107</u>
Total Expenditures	<u>19,052,131</u>	<u>20,340,860</u>	<u>15,723,976</u>	<u>4,616,884</u>
Excess of Revenues (Under) Expenditures	(6,128,131)	(7,366,230)	(1,760,674)	5,605,556
Fund Balance at Beginning of Year	11,109,715	11,109,715	11,109,715	-
Prior Year Encumbrances Appropriated	615,741	615,741	615,741	-
Fund Balance at End of Year	<u>\$ 5,597,325</u>	<u>\$ 4,359,226</u>	<u>\$ 9,964,782</u>	<u>\$ 5,605,556</u>

Butler County, Ohio
Schedule of Revenues, Expenditures, and
Changes in Fund Balance-Budget and Actual
All Other Public Works-Special Revenue Fund
Budget Basis
For the Year Ended December 31, 2015

	Original Budget	Final Budget	Actual	Variance Positive (Negative)
Revenues:				
Charges for Services	\$ 783,550	\$ 783,550	\$ 865,570	\$ 82,020
Licenses and Permits	200	200	540	340
Intergovernmental	3,404,976	3,604,976	2,695,019	(909,957)
Special Assessments	1,540,000	1,523,749	1,562,581	38,832
Interest	5,242	5,242	5,855	613
Other	71,290	83,779	177,061	93,282
Total Revenues	<u>5,805,258</u>	<u>6,001,496</u>	<u>5,306,626</u>	<u>(694,870)</u>
Expenditures:				
Current:				
Public Works				
Other Public Works				
Personal Services	973,548	988,918	946,047	42,871
Materials and Supplies	143,729	157,658	89,003	68,655
Contractual Services	5,789,281	6,072,918	3,842,453	2,230,465
Capital Outlay	60,000	106,140	90,231	15,909
Other	179,000	165,931	163,370	2,561
Total Public Works	<u>7,145,558</u>	<u>7,491,565</u>	<u>5,131,104</u>	<u>2,360,461</u>
Total Expenditures	<u>7,145,558</u>	<u>7,491,565</u>	<u>5,131,104</u>	<u>2,360,461</u>
Excess of Revenues Over (Under) Expenditures	<u>(1,340,300)</u>	<u>(1,490,069)</u>	<u>175,522</u>	<u>1,665,591</u>
Other Financing Sources (Uses):				
Advances - In	-	-	139,927	139,927
Advances - Out	-	-	(506)	(506)
Transfers - In	99,123	99,123	-	(99,123)
Total Other Financing Sources (Uses)	<u>99,123</u>	<u>99,123</u>	<u>139,421</u>	<u>40,298</u>
Net Change in Fund Balance	(1,241,177)	(1,390,946)	314,943	1,705,889
Fund Balance at Beginning of Year	12,312,280	12,312,280	12,312,280	-
Prior Year Encumbrances Appropriated	177,162	177,162	177,162	-
Fund Balance at End of Year	<u>\$ 11,248,265</u>	<u>\$ 11,098,496</u>	<u>\$ 12,804,385</u>	<u>\$ 1,705,889</u>

Butler County, Ohio
Schedule of Revenues, Expenditures, and
Changes in Fund Balance-Budget and Actual
Child Support Enforcement-Special Revenue Fund
Budget Basis
For the Year Ended December 31, 2015

	Original Budget	Final Budget	Actual	Variance Positive (Negative)
Revenues:				
Charges for Services	\$ 1,265,000	\$ 1,265,000	\$ 1,332,742	\$ 67,742
Intergovernmental	3,877,535	3,877,535	4,126,975	249,440
Other	-	32,491	32,491	-
Total Revenues	<u>5,142,535</u>	<u>5,175,026</u>	<u>5,492,208</u>	<u>317,182</u>
Expenditures:				
Current:				
Human Services				
Child Support Enforcement				
Personal Services	3,687,967	3,687,967	3,391,417	296,550
Materials and Supplies	120,130	130,130	108,422	21,708
Contractual Services	1,161,221	1,281,099	979,385	301,714
Other	162,109	167,641	166,891	750
Total Expenditures	<u>5,131,427</u>	<u>5,266,837</u>	<u>4,646,115</u>	<u>620,722</u>
Excess of Revenues Over (Under) Expenditures	11,108	(91,811)	846,093	937,904
Other Financing Sources:				
Other Financing Sources	<u>13,000</u>	<u>13,000</u>	<u>54,350</u>	<u>41,350</u>
Net Change in Fund Balance	24,108	(78,811)	900,443	979,254
Fund Balance at Beginning of Year	1,277,759	1,277,759	1,277,759	-
Prior Year Encumbrances Appropriated	135,410	135,410	135,410	-
Fund Balance at End of Year	<u>\$ 1,437,277</u>	<u>\$ 1,334,358</u>	<u>\$ 2,313,612</u>	<u>\$ 979,254</u>

**Schedule of Revenues, Expenditures, and
Changes in Fund Balance-Budget and Actual
County Care Facility-Special Revenue Fund
Budget Basis
For the Year Ended December 31, 2015**

	Original Budget	Final Budget	Actual	Variance Positive (Negative)
Revenues:				
Charges for Services	\$ 2,280,000	\$ 2,280,000	\$ 5,374,128	\$ 3,094,128
Intergovernmental	5,090,000	5,090,000	1,756,690	(3,333,310)
Other	-	47,525	47,525	-
Total Revenues	<u>7,370,000</u>	<u>7,417,525</u>	<u>7,178,343</u>	<u>(239,182)</u>
Expenditures:				
Current:				
Human Services				
County Care Facility				
Personal Services	4,971,759	4,775,837	4,750,962	24,875
Materials and Supplies	920,000	1,068,140	1,053,376	14,764
Contractual Services	975,306	1,082,852	1,021,816	61,036
Capital Outlay	10,600	-	-	-
Other	315,675	334,145	298,772	35,373
Total Human Services	<u>7,193,340</u>	<u>7,260,974</u>	<u>7,124,926</u>	<u>136,048</u>
Debt Service:				
Principal Retirement	17,449	17,444	10,700	6,744
Interest and Fiscal Charges	759	2,375	2,375	-
Total Debt Service	<u>18,208</u>	<u>19,819</u>	<u>13,075</u>	<u>6,744</u>
Total Expenditures	<u>7,211,548</u>	<u>7,280,793</u>	<u>7,138,001</u>	<u>142,792</u>
Excess of Revenues Over Expenditures	<u>158,452</u>	<u>136,732</u>	<u>40,342</u>	<u>(96,390)</u>
Other Financing Sources (Uses):				
Other Financing Sources	27,200	27,200	114,919	87,719
Advances Out	-	-	(625,063)	(625,063)
Total Other Financing Sources (Uses)	<u>27,200</u>	<u>27,200</u>	<u>(510,144)</u>	<u>(537,344)</u>
Net Change in Fund Balance	185,652	163,932	(469,802)	(633,734)
Fund Balance at Beginning of Year	1,047,043	1,047,043	1,047,043	-
Prior Year Encumbrances Appropriated	67,790	67,790	67,790	-
Fund Balance at End of Year	<u>\$ 1,300,485</u>	<u>\$ 1,278,765</u>	<u>\$ 645,031</u>	<u>\$ (633,734)</u>

Butler County, Ohio
Schedule of Revenues, Expenditures, and
Changes in Fund Balance-Budget and Actual
Elderly Services Levy-Special Revenue Fund
Budget Basis
For the Year Ended December 31, 2015

	Original Budget	Final Budget	Actual	Variance Positive (Negative)
Revenues:				
Property Taxes	\$ 8,400,000	\$ 9,500,000	\$ 8,568,914	\$ (931,086)
Intergovernmental	1,100,000	-	1,406,948	1,406,948
Other	-	122	122	-
Total Revenues	<u>9,500,000</u>	<u>9,500,122</u>	<u>9,975,984</u>	<u>475,862</u>
Expenditures:				
Current:				
Human Services				
Elderly Services Levy				
Personal Services	199,337	229,337	220,023	9,314
Materials and Supplies	2,000	2,000	1,875	125
Contractual Services	11,543,945	13,210,796	10,081,114	3,129,682
Total Expenditures	<u>11,745,282</u>	<u>13,442,133</u>	<u>10,303,012</u>	<u>3,139,121</u>
Excess of Revenues (Under) Expenditures	(2,245,282)	(3,942,011)	(327,028)	3,614,983
Other Financing Sources:				
Other Financing Sources	<u>2,000</u>	<u>2,000</u>	<u>600</u>	<u>(1,400)</u>
Net Change in Fund Balance	(2,243,282)	(3,940,011)	(326,428)	3,613,583
Fund Balance at Beginning of Year	11,086,530	11,086,530	11,086,530	-
Prior Year Encumbrances Appropriated	1,647,800	1,647,800	1,647,800	-
Fund Balance at End of Year	<u>\$ 10,491,048</u>	<u>\$ 8,794,319</u>	<u>\$ 12,407,902</u>	<u>\$ 3,613,583</u>

Butler County, Ohio
Schedule of Revenues, Expenditures, and
Changes in Fund Balance-Budget and Actual
All Other Human Services-Special Revenue Fund
Budget Basis
For the Year Ended December 31, 2015

	Original Budget	Final Budget	Actual	Variance Positive (Negative)
Revenues:				
Intergovernmental	\$ 240,407	\$ 240,407	\$ 115,308	\$ (125,099)
Other	-	1,969	1,969	-
Total Revenues	<u>240,407</u>	<u>242,376</u>	<u>117,277</u>	<u>(125,099)</u>
Expenditures:				
Current:				
Human Services				
Other Human Services				
Personal Services	227,770	260,883	214,516	46,367
Materials and Supplies	4,200	6,491	5,379	1,112
Contractual Services	12,325	16,980	12,401	4,579
Other	-	742	523	219
Total Expenditures	<u>244,295</u>	<u>285,096</u>	<u>232,819</u>	<u>52,277</u>
Excess of Revenues (Under) Expenditures	(3,888)	(42,720)	(115,542)	(72,822)
Other Financing Sources:				
Transfers - In	<u>26,868</u>	<u>64,736</u>	<u>79,769</u>	<u>15,033</u>
Net Change in Fund Balance	22,980	22,016	(35,773)	(57,789)
Fund Balance at Beginning of Year	99,431	99,431	99,431	-
Prior Year Encumbrances Appropriated	3,128	3,128	3,128	-
Fund Balance at End of Year	<u>\$ 125,539</u>	<u>\$ 124,575</u>	<u>\$ 66,786</u>	<u>\$ (57,789)</u>

Butler County, Ohio
Schedule of Revenues, Expenditures, and
Changes in Fund Balance-Budget and Actual
All Other Conservation and Recreation-Special Revenue Fund
Budget Basis
For the Year Ended December 31, 2015

	Original Budget	Final Budget	Actual	Variance Positive (Negative)
Revenues:				
Charges for Services	\$ 21,000	\$ 21,000	\$ 33,839	\$ 12,839
Expenditures:				
Current:				
Conversation and Recreation				
Contractual Services	21,000	45,502	45,502	-
Net Change in Fund Balance	-	(24,502)	(11,663)	12,839
Fund Balance at Beginning of Year	45,502	45,502	45,502	-
Fund Balance at End of Year	\$ 45,502	\$ 21,000	\$ 33,839	\$ 12,839

Butler County, Ohio
Schedule of Revenues, Expenditures, and
Changes in Fund Balance-Budget and Actual
Residential Incentive Districts and Tax Incremental Financings-Special Revenue Fund
Budget Basis
For the Year Ended December 31, 2015

	Original Budget	Final Budget	Actual	Variance Positive (Negative)
Revenues:				
Intergovernmental	\$ -	\$ -	\$ 2,631,927	\$ 2,631,927
Payments in Lieu of Taxes	7,631,377	7,298,456	11,150,364	3,851,908
Total Revenues	<u>7,631,377</u>	<u>7,298,456</u>	<u>13,782,291</u>	<u>6,483,835</u>
Expenditures:				
Current:				
Intergovernmental				
Contractual Services	5,623,572	10,660,854	10,190,720	470,134
Other	-	597,403	597,403	-
Total Expenditures	<u>5,623,572</u>	<u>11,258,257</u>	<u>10,788,123</u>	<u>470,134</u>
Excess of Revenues Over (Under) Expenditures	<u>2,007,805</u>	<u>(3,959,801)</u>	<u>2,994,168</u>	<u>6,953,969</u>
Other Financing Sources (Uses):				
Advances - In	-	-	21,238	21,238
Advances - Out	-	-	(21,238)	(21,238)
Transfers - Out	(473,820)	(1,355,546)	(1,534,761)	(179,215)
Total Other Financing Sources (Uses)	<u>(473,820)</u>	<u>(1,355,546)</u>	<u>(1,534,761)</u>	<u>(179,215)</u>
Net Change in Fund Balance	1,533,985	(5,315,347)	1,459,407	6,774,754
Fund Balance at Beginning of Year	7,248,177	7,248,177	7,248,177	-
Prior Year Encumbrances Appropriated	82,684	82,684	82,684	-
Fund Balance at End of Year	<u>\$ 8,864,846</u>	<u>\$ 2,015,514</u>	<u>\$ 8,790,268</u>	<u>\$ 6,774,754</u>

Butler County, Ohio
Schedule of Revenues, Expenditures, and
Changes in Fund Balance-Budget and Actual
Technology-Capital Projects Fund
Budget Basis
For the Year Ended December 31, 2015

	Original Budget	Final Budget	Actual	Variance Positive (Negative)
Revenues:	\$ -	\$ -	\$ -	\$ -
Expenditures:				
Capital Outlay:				
Contractual Services	-	12,400	12,400	-
Debt Service:				
Principal Retirement	1,504,000	1,512,000	1,512,000	-
Interest and Fiscal Charges	22,711	16,698	16,698	-
Total Debt Service Expenditures	1,526,711	1,528,698	1,528,698	-
Total Expenditures	1,526,711	1,541,098	1,541,098	-
Excess of Revenues Under Expenditures	(1,526,711)	(1,541,098)	(1,541,098)	-
Other Financing Sources:				
Notes Issued	1,267,687	1,279,000	1,279,000	-
Transfer - In	259,024	249,698	249,698	-
Total Other Financing Sources	1,526,711	1,528,698	1,528,698	-
Net Change in Fund Balance	-	(12,400)	(12,400)	-
Fund Balance at Beginning of Year	309,157	309,157	309,157	-
Fund Balance at End of Year	\$ 309,157	\$ 296,757	\$ 296,757	\$ -

Butler County, Ohio
Schedule of Revenues, Expenditures, and
Changes in Fund Balance-Budget and Actual
Road Improvements-Capital Projects Fund
Budget Basis
For the Year Ended December 31, 2015

	Original Budget	Final Budget	Actual	Variance Positive (Negative)
Revenues:				
Intergovernmental	\$ -	\$ 5,493,332	\$ 5,493,332	\$ -
Expenditures:				
Public Works				
Road Improvement				
Contractual Services	-	5,492,926	5,492,926	-
Debt Service:				
Principal Retirement	2,670,000	2,670,000	2,670,000	-
Interest and Fiscal Charges	19,065	18,745	18,745	-
Total Debt Service Expenditures	2,689,065	2,688,745	2,688,745	-
Total Expenditures	2,689,065	8,181,671	8,181,671	-
Excess of Revenues (Under) Expenditures	(2,689,065)	(2,688,339)	(2,688,339)	-
Other Financing Sources:				
Notes Issued	2,689,065	2,689,065	2,595,000	(94,065)
Transfers - In	-	-	93,745	93,745
Total Other Financing Sources	2,689,065	2,689,065	2,688,745	(320)
Net Change in Fund Balance	-	726	406	(320)
Fund Balance at Beginning of Year	-	-	-	-
Fund Balance at End of Year	\$ -	\$ 726	\$ 406	\$ (320)

Butler County, Ohio
Schedule of Revenues, Expenditures, and
Changes in Fund Balance-Budget and Actual
Buildings Construction and Renovations-Capital Projects Fund
Budget Basis
For the Year Ended December 31, 2015

	Original Budget	Final Budget	Actual	Variance Positive (Negative)
Revenues:	\$ -	\$ -	\$ -	\$ -
Expenditures:				
Capital Outlay				
Buildings Construction and Renovations				
Contractual Services	\$ -	\$ 40,184	\$ 40,184	\$ -
Debt Service:				
Principal Retirement	10,597,000	10,644,000	10,644,000	-
Interest and Fiscal Charges	150,039	74,326	74,326	-
Total Debt Service	10,747,039	10,718,326	10,718,326	-
Total Expenditures	10,747,039	10,758,510	10,758,510	-
Excess of Revenues (Under) Expenditures	(10,747,039)	(10,758,510)	(10,758,510)	-
Other Financing Sources:				
Notes Issued	10,177,127	10,177,127	10,248,000	70,873
Transfers - In	569,912	576,758	473,412	(103,346)
Total Other Financing Sources	10,747,039	10,753,885	10,721,412	(32,473)
Net Change in Fund Balance	-	(4,625)	(37,098)	(32,473)
Fund Balance at Beginning of Year	74,244	74,244	74,244	-
Fund Balance at End of Year	\$ 74,244	\$ 69,619	\$ 37,146	\$ (32,473)

Butler County, Ohio
Schedule of Revenues, Expenditures, and
Changes in Fund Balance-Budget and Actual
Bond Retirement-Debt Service Fund
Budget Basis
For the Year Ended December 31, 2015

	Original Budget	Final Budget	Actual	Variance Positive (Negative)
Revenues:				
Special Assessments	\$ 1,230,796	\$ 1,231,573	\$ 1,248,585	\$ 17,012
Other	-	-	2,848	2,848
Total Revenues	<u>1,230,796</u>	<u>1,231,573</u>	<u>1,251,433</u>	<u>19,860</u>
Debt Service:				
Principal Retirement	7,496,821	10,431,982	10,431,849	133
Interest and Fiscal Charges	2,822,014	2,734,135	2,635,118	99,017
Total Expenditures	<u>10,318,835</u>	<u>13,166,117</u>	<u>13,066,967</u>	<u>99,150</u>
Excess of Revenues (Under) Expenditures	<u>(9,088,039)</u>	<u>(11,934,544)</u>	<u>(11,815,534)</u>	<u>119,010</u>
Other Financing Sources (Uses):				
Refunding Bonds Issued	-	10,015,000	10,015,000	-
Premium on Debt Issued	-	935,454	935,454	-
Transfers - In	9,133,529	12,003,176	12,003,168	(8)
Payment to Refunded Bond Escrow Agent	-	(11,029,958)	(11,029,958)	-
Total Other Financing Sources (Uses)	<u>9,133,529</u>	<u>11,923,672</u>	<u>11,923,664</u>	<u>(8)</u>
Net Change in Fund Balance	45,490	(10,872)	108,130	119,002
Fund Balance at Beginning of Year	1,005,173	1,005,173	1,005,173	-
Fund Balance at End of Year	<u>\$ 1,050,663</u>	<u>\$ 994,301</u>	<u>\$ 1,113,303</u>	<u>\$ 119,002</u>

Butler County, Ohio
Schedule of Revenues, Expenditures, and
Changes in Fund Balance-Budget and Actual
Developmental Disabilities Trust-Permanent Fund
Budget Basis
For the Year Ended December 31, 2015

	Original Budget	Final Budget	Actual	Variance Positive (Negative)
Revenues:				
Interest	\$ 1,300	\$ 1,300	\$ 1,502	\$ 202
Other	5,000	5,000	215,717	210,717
Total Revenues	<u>6,300</u>	<u>6,300</u>	<u>217,219</u>	<u>210,919</u>
Expenditures:				
Health				
Materials and Supplies	5,000	5,000	1,779	3,221
Contractual Services	15,000	15,215	14,781	434
Total Expenditures	<u>20,000</u>	<u>20,215</u>	<u>16,560</u>	<u>3,655</u>
Net Change in Fund Balance	(13,700)	(13,915)	200,659	214,574
Fund Balance at Beginning of Year	841,775	841,775	841,775	-
Prior Year Encumbrances Appropriated	215	215	215	-
Fund Balance at End of Year	<u>\$ 828,290</u>	<u>\$ 828,075</u>	<u>\$ 1,042,649</u>	<u>\$ 214,574</u>

Butler County, Ohio
Schedule of Revenues, Expenses, and
Changes in Fund Equity-Budget and Actual
Health Insurance-Internal Service Fund
Budget Basis
For the Year Ended December 31, 2015

	Original Budget	Final Budget	Actual	Variance Positive (Negative)
Revenues:				
Charges for Services	\$ 17,045,000	\$ 17,045,000	\$ 15,439,895	\$ (1,605,105)
Other Non-Operating Revenues	32,500	32,500	67,156	34,656
Other Operating Revenues	-	1,135	1,135	-
Total Revenues	<u>17,077,500</u>	<u>17,078,635</u>	<u>15,508,186</u>	<u>(1,570,449)</u>
Expenses:				
Personal Services	136,314	227,413	226,124	1,289
Materials and Supplies	10,000	24,508	24,194	314
Contractual Services	16,924,675	17,039,443	15,114,213	1,925,230
Other	-	648	648	-
Total Expenses	<u>17,070,989</u>	<u>17,292,012</u>	<u>15,365,179</u>	<u>1,926,833</u>
Net Change in Fund Equity	6,511	(213,377)	143,007	356,384
Fund Equity at Beginning of Year	1,709,583	1,709,583	1,709,583	-
Prior Year Encumbrances Appropriated	119,056	119,056	119,056	-
Fund Equity at End of Year	<u>\$ 1,835,150</u>	<u>\$ 1,615,262</u>	<u>\$ 1,971,646</u>	<u>\$ 356,384</u>

Butler County, Ohio
Schedule of Revenues, Expenses, and
Changes in Fund Equity-Budget and Actual
Workers' Compensation -Internal Service Fund
Budget Basis
For the Year Ended December 31, 2015

	Original Budget	Final Budget	Actual	Variance Positive (Negative)
Revenues:				
Charges for Services	\$ 2,059,883	\$ 2,059,883	\$ 2,030,486	\$ (29,397)
Other Non-Operating Revenues	13,375	13,375	7,518	(5,857)
Total Revenues	<u>2,073,258</u>	<u>2,073,258</u>	<u>2,038,004</u>	<u>(35,254)</u>
Expenses:				
Personal Services	274,410	274,412	233,463	40,949
Materials and Supplies	2,300	2,327	27	2,300
Contractual Services	907,080	993,412	637,827	355,585
Claims and Judgments	850,000	850,000	686,699	163,301
Other Non-Operating Expenses	-	1,081,180	1,081,180	-
Total Expenses	<u>2,033,790</u>	<u>3,201,331</u>	<u>2,639,196</u>	<u>562,135</u>
Net Change in Fund Equity	39,468	(1,128,073)	(601,192)	526,881
Fund Equity at Beginning of Year	3,863,054	3,863,054	3,863,054	-
Prior Year Encumbrances Appropriated	86,358	86,358	86,358	-
Fund Equity at End of Year	<u>\$ 3,988,880</u>	<u>\$ 2,821,339</u>	<u>\$ 3,348,220</u>	<u>\$ 526,881</u>

Statistical Section

Statistical Section

This part of Butler County Ohio's comprehensive annual financial report presents detailed information as a context for understanding what the information in the financial statements, note disclosures, and required supplementary information says about the County's overall financial health.

<u>Contents</u>	<u>Page(s)</u>
Financial Trends	157-163
These schedules contain trend information to help the reader understand how the County's financial position has changed over time.	
Revenue Capacity	164-174
These schedules contain information to help the reader understand and assess the factors affecting the County's ability to generate its most significant local revenue source, the property tax.	
Debt Capacity	175-179
These schedules present information to help the reader assess the affordability of the County's current levels of outstanding debt and the County's ability to issue additional debt in the future.	
Economic and Demographic Information	180-181
These schedules offer economic and demographic indicators to help the reader understand the environment within which the County's financial activities take place and to provide information that facilitates comparisons of financial information over time and among governments.	
Operating Information	182-187
These schedules contain service and infrastructure data to help the reader understand how the information in the County's financial report relates to the services the County provides and the activities it performs.	

Sources:

Unless otherwise noted, the information in these schedules is derived from the comprehensive annual financial reports for the relevant year. The County implemented GASB Statement 34 in 2002; schedules presenting government-wide information include information beginning in that year.

Butler County, Ohio
Net Position by Component
Last Ten Years
(accrual basis of accounting)

	2006	2007	2008	2009	2010	2011	2012	2013	2014	2015
Governmental Activities:										
Net Investment in Capital Assets	\$ 290,996,712	\$ 303,847,268	\$ 309,737,672	\$ 311,399,939	\$ 313,384,171	\$ 312,402,885	\$ 319,654,234	\$ 320,405,187	\$ 321,739,181	\$ 330,113,913
Restricted	113,494,538	143,098,392	117,767,313	149,211,906	151,719,352	159,827,217	148,423,905	147,496,497	140,605,100	141,199,448
Unrestricted (Deficit)	8,438,651	18,544,219	(3,264,872)	(19,510,956)	(25,202,909)	(27,286,822)	(17,588,530)	(7,656,325)	(82,645,866)	(69,159,929)
Total Governmental Activities Net Position	412,930,101	465,489,879	424,240,113	441,100,889	439,900,614	444,943,280	450,489,609	460,245,359	379,698,415	402,153,432
Business-type Activities:										
Net Investment in Capital Assets	218,544,211	220,104,614	206,941,720	204,061,114	208,564,765	213,941,106	219,910,300	217,905,641	216,149,252	218,780,552
Restricted	12,615,860	11,791,705	11,551,342	6,000,000	6,000,000	6,000,000	6,000,000	4,840,083	5,300,000	5,300,000
Unrestricted	32,779,386	38,024,420	50,594,713	55,953,474	50,135,882	41,967,387	33,837,392	36,591,193	30,885,002	39,028,037
Total Business-Type Activities Net Position	263,939,457	269,920,739	269,087,775	266,014,588	264,700,647	261,908,493	259,747,692	259,336,917	252,334,254	263,108,589
Primary Government:										
Net Investment in Capital Assets	509,540,923	523,951,882	516,679,392	515,461,053	521,948,936	526,343,991	539,564,534	538,310,828	537,888,433	548,894,465
Restricted	126,110,398	154,890,097	129,318,655	155,211,906	157,719,352	165,827,217	154,423,905	152,336,580	145,905,100	146,499,448
Unrestricted	41,218,237	56,568,639	47,329,841	36,442,518	24,932,973	14,680,565	16,248,862	25,934,868	(51,760,864)	(30,131,892)
Total Primary Government Net Position	\$ 676,869,558	\$ 735,410,618	\$ 693,327,888	\$ 707,115,477	\$ 704,601,261	\$ 706,851,773	\$ 710,237,301	\$ 719,582,276	\$ 632,032,669	\$ 665,262,021

Note: The County reported the impact of GASB Statement No. 68 beginning in 2014.

Butler County, Ohio
Changes in Net Position of Governmental Activities
Last Ten Years
(accrual basis of accounting)

	2006	2007	2008	2009	2010	2011	2012	2013	2014	2015
Program Revenues										
Governmental Activities										
Charges for Services										
General Government:										
Legislative and Executive	\$ 25,539,301	\$ 25,761,198	\$ 18,925,412	\$ 16,307,020	\$ 16,543,682	\$ 17,354,615	\$ 18,451,250	\$ 17,827,364	\$ 19,035,974	\$ 19,803,986
Legislative and Executive - Intergovernmental	-	-	-	-	-	-	-	-	-	-
Judicial	5,405,269	5,818,814	6,016,149	6,440,735	5,770,050	5,766,642	5,358,438	5,572,420	5,197,203	5,207,567
Public Safety	9,018,145	12,368,985	13,631,099	14,803,587	11,749,950	11,621,031	11,900,127	12,888,000	12,822,245	11,983,177
Public Works	7,095,760	767,323	3,025,891	2,407,770	2,030,311	4,328,654	3,600,994	2,180,466	2,609,809	1,676,448
Health	930,496	1,317,932	910,720	820,543	886,327	745,967	298,740	133,897	148,823	1,460,105
Human Services	2,336,047	2,448,406	3,160,525	3,051,966	3,076,694	3,717,823	3,326,763	3,489,232	5,747,498	6,847,425
Conservation and Recreation	-	26,784	40,890	13,620	14,800	14,095	22,778	39,013	45,501	33,839
Subtotal - Charges for Services	50,325,018	48,509,442	45,710,686	43,845,241	40,071,814	43,548,827	42,959,090	42,130,392	45,607,053	47,012,547
Operating Grants, Contributions and Interest										
General Government:										
Legislative and Executive	16,966	43,820	440,633	996,461	48,265	426,238	173,457	85,505	10,554	18,731
Judicial	1,246,084	986,906	1,230,555	1,682,162	1,182,265	1,284,349	1,350,570	1,586,682	1,487,685	1,668,387
Public Safety	7,661,085	7,087,851	4,309,488	5,306,196	5,066,305	6,205,311	6,054,411	5,924,949	4,906,247	5,237,568
Public Works	4,851,754	11,398,189	10,837,709	18,164,149	13,758,422	12,999,691	13,020,650	4,681,868	4,202,809	3,317,221
Health	36,549,354	32,777,452	31,433,888	36,860,053	36,458,047	39,240,707	27,027,523	18,287,740	18,710,118	13,959,839
Human Services	54,423,787	63,185,700	51,118,231	64,352,303	43,432,078	37,349,750	31,679,826	29,865,231	30,693,790	31,526,637
Subtotal - Operating Grants, Contributions and Interest	104,749,030	115,479,918	99,370,504	127,361,324	99,945,382	97,506,046	79,306,437	60,431,975	60,011,203	55,728,383
Capital Grants, Contributions and Interest										
General Government:										
Legislative and Executive	-	-	-	125,627	-	944,600	-	-	-	-
Judicial	-	-	-	-	-	-	-	-	-	-
Public Safety	-	-	15,785	-	25,000	66,163	-	-	-	-
Human Services	1,244,826	-	-	-	-	-	-	-	-	-
Public Works	11,062,312	6,785,122	13,920,646	8,999,202	5,748,244	5,315,428	11,367,854	15,660,335	18,375,011	15,507,242
Health	-	-	-	-	-	-	-	243,707	-	-
Intergovernmental	-	-	-	-	-	-	-	-	-	-
Subtotal - Capital Grants, Contributions and Interest	12,307,138	6,785,122	13,936,431	9,124,829	5,773,244	6,326,191	11,367,854	15,904,042	18,375,011	15,507,242
Total Government Activities Program Revenue	167,381,186	170,774,482	159,017,621	180,331,394	145,790,440	147,381,064	133,633,381	118,466,409	123,993,267	118,248,172
Business-Type Activities										
Charges for Services										
Sewer	18,988,269	20,980,896	21,299,055	18,346,224	18,181,460	17,513,151	18,833,608	17,952,677	18,697,303	18,071,012
Water	21,956,744	26,065,961	23,456,446	20,204,971	20,765,879	20,423,347	20,824,694	20,073,131	20,317,487	20,111,139
GSC Parking Facility	169,805	158,869	156,404	146,206	132,052	113,194	-	-	-	-
Capital Grants, Contributions, and Interest	22,321,495	14,010,237	6,595,488	8,295,657	8,540,416	5,962,256	7,091,889	8,352,232	9,124,376	16,319,606
Total Business-Type Activities Program Revenues	63,436,313	61,215,963	51,507,393	46,993,058	47,619,807	44,011,948	46,750,191	46,378,040	48,139,166	54,501,757
Total Primary Governmental Program Revenues	\$ 230,817,499	\$ 231,990,445	\$ 210,525,014	\$ 227,324,452	\$ 193,410,247	\$ 191,393,012	\$ 180,383,572	\$ 164,844,449	\$ 172,132,433	\$ 172,749,929

(Continued)

Butler County, Ohio
Changes in Net Position of Governmental Activities
Last Ten Years
(accrual basis of accounting)
(Continued)

	2006	2007	2008	2009	2010	2011	2012	2013	2014	2015
Expenses										
Governmental Activities										
General Government:										
Legislative and Executive	\$ 31,211,969	\$ 35,086,479	\$ 37,260,435	\$ 27,727,443	\$ 29,955,984	\$ 29,823,465	\$ 26,369,763	\$ 26,478,363	\$ 26,611,419	\$ 27,378,605
Legislative and Executive - Intergovernmental	-	-	-	-	-	-	-	-	8,220,239	10,696,773
Judicial	15,952,902	16,766,093	16,978,319	17,732,020	16,189,897	14,869,492	13,545,194	13,543,957	14,147,921	14,062,880
Public Safety	44,865,490	51,218,782	48,709,320	46,897,900	41,154,980	44,980,435	47,294,271	46,095,345	48,432,082	48,837,270
Public Works	20,803,499	24,981,832	25,416,281	24,661,639	25,701,107	22,218,862	23,895,460	24,336,668	25,448,175	16,645,367
Public Works - Intergovernmental	-	-	-	-	-	-	-	-	29,572,347	2,072,738
Health	56,672,547	54,781,525	62,270,201	58,320,120	62,355,137	68,349,134	58,682,052	43,168,466	42,998,095	45,296,552
Human Services	82,199,251	89,695,591	93,725,373	90,877,303	72,649,003	66,342,441	63,415,959	61,432,102	62,154,796	60,022,447
Conservation and Recreation	589,151	686,496	587,061	571,952	593,168	453,611	426,186	463,733	475,591	485,924
Other	-	-	-	-	11,860	-	-	-	-	-
Intergovernmental	-	-	5,572,290	4,780,375	4,710,532	7,839,719	4,665,872	4,124,409	-	-
Interest and Fiscal Charges	5,351,240	5,459,844	5,822,661	4,884,734	4,884,161	4,321,857	4,891,571	3,623,988	3,431,350	2,042,899
Total Governmental Activities Expenses	257,646,049	278,676,642	296,341,941	276,455,486	258,205,829	259,199,016	243,186,328	223,267,031	261,492,015	227,541,455
Business-type Activities										
Sewer	26,108,534	27,027,272	26,429,926	24,587,715	23,256,101	23,474,260	23,083,649	22,536,707	24,186,307	24,241,026
Water	25,975,558	29,630,418	26,946,953	26,323,570	26,275,587	24,153,925	26,483,008	24,964,373	26,569,602	21,574,949
GSC Parking Garage	170,220	162,063	82,346	220,725	91,310	91,195	-	-	-	-
Total Business-type Activities Expenses	52,254,312	56,819,753	53,459,225	51,132,010	49,622,998	47,719,380	49,566,657	47,501,080	50,755,909	45,815,975
Total Primary Government Expenses	309,900,361	335,496,395	349,801,166	327,587,496	307,828,827	306,918,396	292,752,985	270,768,111	312,247,924	273,357,430
Net (Expense)/Revenue										
Governmental Activities	(90,264,863)	(107,902,160)	(137,324,320)	(96,124,092)	(112,415,389)	(111,817,952)	(109,552,947)	(104,800,622)	(261,492,015)	(109,293,283)
Business-type Activities	11,182,001	4,396,210	(1,951,832)	(4,138,952)	(2,003,191)	(3,707,432)	(2,816,466)	(1,123,040)	(50,755,909)	8,685,782
Total Primary Government Net (Expense)/Revenue	(79,082,862)	(103,505,950)	(139,276,152)	(100,263,044)	(114,418,580)	(115,525,384)	(112,369,413)	(105,923,662)	(312,247,924)	(100,607,501)
General Revenues and Other Changes in Net Position										
Governmental Activities:										
Property Taxes Levied for:										
General Purposes	14,737,266	14,620,159	14,191,594	15,079,052	12,790,526	13,087,764	12,571,502	12,324,999	12,424,675	12,720,083
Health - Developmental Disabilities	20,014,999	19,665,938	19,073,043	19,323,359	17,194,685	17,754,189	17,833,937	17,557,248	17,741,486	18,320,664
Human Services - Children Services Agency	14,283,235	14,269,273	13,884,835	14,495,323	13,171,183	13,540,033	13,091,271	12,815,070	12,942,369	13,245,299
Health - Mental Health	2,239,541	9,343,505	9,023,904	8,240,166	8,284,372	8,540,022	8,173,776	8,178,273	8,266,486	8,491,029
Human Services - Elderly Services Levy	13,973,467	13,992,100	13,280,836	8,908,467	8,069,527	8,851,206	8,509,329	8,345,075	8,412,542	8,609,443
Animal Shelter	29,997	3,340,811	-	-	-	-	-	-	-	-
Sales Tax	40,662,394	41,317,071	33,408,493	31,843,586	30,225,506	30,779,103	32,955,898	35,170,710	37,838,169	41,852,127
Local Taxes	2,699,651	2,450,378	2,454,986	2,430,185	2,472,087	2,476,974	2,479,528	2,531,643	2,573,824	2,630,441
Payments in Lieu of Taxes (1)	93,487	3,620,542	4,438,718	3,981,481	6,129,462	9,911,360	7,529,320	6,145,695	7,677,467	11,121,767
Grants and Entitlements not Restricted to Specific Programs	6,276,571	7,659,749	7,664,080	6,603,883	8,370,821	6,771,385	8,122,035	8,594,227	10,151,118	11,646,619
Investment Earnings	10,119,758	14,879,642	10,362,722	3,875,844	3,380,084	2,889,678	2,066,480	622,879	1,647,518	2,021,819
Gain on Sale of Capital Assets	-	281,924	-	-	11,145	-	-	-	-	-
Other	3,277,088	5,238,068	3,707,444	4,278,573	2,679,825	2,192,682	1,769,005	2,270,553	1,738,420	1,089,009
Transfers	-	-	-	-	-	-	(2,805)	-	(3,415)	-
Total Governmental Activities	\$ 128,407,454	\$ 150,679,160	\$ 131,490,655	\$ 119,059,919	\$ 112,779,223	\$ 116,794,396	\$ 115,099,276	\$ 114,556,372	\$ 121,410,659	\$ 131,748,300

(Continued)

Butler County, Ohio
Changes in Net Position of Governmental Activities
Last Ten Years
(accrual basis of accounting)
(Continued)

	2006	2007	2008	2009	2010	2011	2012	2013	2014	2015
Business-Type Activities:										
Investment Earnings	\$ 635,202	\$ 462,058	\$ 125,300	\$ 468	\$ -	\$ -	\$ 1,419	\$ -	\$ 3,183	\$ 3,192
Gain (Loss) on Sale of Capital Assets							14,079			
Other	1,135,722	1,123,014	769,887	1,065,297	689,250	981,500	637,362	712,265	564,496	2,085,361
Transfers	-	-	-	-	-	-	2,805	-	3,415	-
Total Business-Type Activities	1,770,924	1,585,072	895,187	1,065,765	689,250	981,500	655,665	712,265	571,094	2,088,553
Total Primary Government	130,178,378	152,264,232	132,385,842	120,125,684	113,468,473	117,775,896	115,754,941	115,268,637	121,981,753	133,836,853
Change in Net Position										
Governmental Activities	38,142,591	42,777,000	(5,833,665)	22,935,827	363,834	4,976,444	5,546,329	9,755,750	(16,088,089)	22,455,017
Business-type Activities	12,952,925	5,981,282	(1,056,645)	(3,073,187)	(1,313,941)	(2,725,932)	(2,160,801)	(410,775)	(2,045,649)	10,774,335
Total Primary Government Change in Net Position	\$ 51,095,516	\$ 48,758,282	\$ (6,890,310)	\$ 19,862,640	\$ (950,107)	\$ 2,250,512	\$ 3,385,528	\$ 9,344,975	\$ (18,133,738)	\$ 33,229,352

(1) In 2008, the County changed the accounting treatment applied to payment in lieu of taxes transactions. The County now views these transactions as exchange transactions, whereas in prior years, they were viewed as non-exchange transactions.

Note: Expenses are first impacted by the implementation of GASB Statement No. 68 beginning in 2015.

Butler County, Ohio
Fund Balances, Governmental Funds
Last Ten Years
(modified accrual basis of accounting)

	2006	2007	2008	2009 (1)	2010 (1)	2011 (1)	2012 (1)	2013 (1)	2014 (1)	2015 (1)
General Fund										
Reserved	\$ 7,520,543	\$ 8,048,067	\$ 11,396,642	\$ -	\$ -	\$ -	\$ -	\$ -	\$ -	\$ -
Unreserved, Designated	17,729,295	16,953,260	8,409,077	-	-	-	-	-	-	-
Unreserved, Undesignated	5,262,983	13,287,018	11,656,994	-	-	-	-	-	-	-
Restatements	-	-	-	-	-	-	-	-	-	-
Nonspendable:										
Prepaid Items	-	-	-	454,547	454,547	594,255	594,255	594,255	594,255	596,531
Materials and Supplies Inventory	-	-	-	64,571	64,198	64,198	64,198	64,198	64,198	139,520
Loans Receivables	-	-	-	480,243	423,283	314,326	257,388	229,685	208,749	81,904
Advances to Other Funds	-	-	-	369,040	261,400	227,128	152,243	710,025	1,447,398	961,756
Long Term:										
Intergovernmental Receivables	-	-	-	4,265,000	4,075,000	-	-	-	-	-
Committed	-	-	-	-	-	-	-	-	-	-
Other Purposes	-	-	-	2,400,467	729,254	369,363	85,102	4,575	-	-
Assigned	-	-	-	273,326	796,556	1,888,807	2,995,397	2,635,044	2,680,105	1,402,283
Unassigned	-	-	-	12,889,189	10,831,199	12,891,143	8,571,886	12,494,511	18,349,284	27,282,400
Total General Fund	30,512,821	38,288,345	31,462,713	21,196,383	17,635,437	16,349,220	12,720,469	16,732,293	23,343,989	30,464,394
All Other Governmental Funds										
Reserved	8,520,627	8,496,349	13,340,880	-	-	-	-	-	-	-
Unreserved, Undesignated, (Deficit) Reported In:										
Special Revenue Funds	60,449,732	75,216,379	66,039,506	-	-	-	-	-	-	-
Debt Service Funds	10,274,042	10,709,381	1,742,251	-	-	-	-	-	-	-
Capital Projects Funds	(5,673,702)	(21,970,837)	(25,582,374)	-	-	-	-	-	-	-
Restatements	-	-	-	-	-	-	-	-	-	-
Nonspendable										
Prepaid Items	-	-	-	1,463,731	1,463,731	1,119,178	1,119,178	1,119,178	1,119,178	319,891
Materials and Supplies Inventory	-	-	-	674,546	646,318	780,362	784,544	784,544	784,544	1,190,728
Loans Receivables	-	-	-	320,966	320,966	700,214	622,267	556,391	690,122	569,651
Long Term:										
Developmental Disabilities Trust	-	-	-	761,517	761,305	761,305	761,305	755,683	751,332	951,853
Restricted for:										
Developmental Disabilities	-	-	-	29,188,851	31,672,581	33,478,752	30,815,747	32,576,317	34,973,022	32,242,987
Job and Family Services/Children Services	-	-	-	-	-	-	-	-	-	-
Agency	-	-	-	5,667,385	7,436,664	5,232,558	4,840,626	3,745,954	1,762,517	4,903,867
Mental Health and Addiction Recovery Services	-	-	-	14,464,029	15,715,664	12,231,531	12,495,832	11,331,114	12,680,063	15,573,814
Elderly Services Levy	-	-	-	16,199,270	15,733,274	15,048,579	13,976,026	12,324,221	11,279,201	11,855,151
Motor Vehicle	-	-	-	7,403,582	7,741,238	11,352,723	8,875,549	11,665,027	11,698,318	11,392,410
All Other Public Works	-	-	-	5,704,597	8,669,799	9,999,695	11,765,724	10,983,631	12,187,831	12,849,805
Other Purposes	-	-	-	15,449,544	16,469,451	19,878,826	23,035,541	25,433,287	24,920,216	29,670,932
Committed	-	-	-	-	-	-	-	-	-	-
Debt Service Payments	-	-	-	3,244	3,244	3,244	3,244	-	-	-
Unassigned (Deficit)	-	-	-	(27,655,793)	(17,964,933)	(18,008,152)	(17,537,514)	(16,479,275)	(15,149,619)	(14,000,029)
Total All Other Governmental Funds	73,570,699	72,451,272	55,540,263	69,642,225	88,669,302	92,578,815	91,558,069	94,796,072	97,696,725	107,521,060
Total Governmental Funds	\$ 104,083,520	\$ 110,739,617	\$ 87,002,976	\$ 90,838,608	\$ 106,304,739	\$ 108,928,035	\$ 104,278,538	\$ 111,528,365	\$ 121,040,714	\$ 137,985,454

Note 1: The change in fund balance accounts has occurred due to the implementation of GASB 54 for 2010, 2011, 2012, 2013, 2014 and 2015

Butler County, Ohio
Changes in Fund Balances, Governmental Funds
 Last Ten Years
 (modified accrual basis of accounting)

	2006	2007	2008	2009	2010	2011	2012	2013	2014	2015
Revenues										
Property Taxes	\$ 63,587,785	\$ 74,811,809	\$ 69,674,972	\$ 66,870,321	\$ 58,738,278	\$ 60,757,076	\$ 61,338,933	\$ 60,103,315	\$ 59,986,895	\$ 61,536,541
Sales Taxes (2)	40,557,333	41,256,564	34,238,835	29,479,864	29,655,211	33,161,633	29,951,357	34,813,101	37,289,664	40,922,754
Other Local Taxes (1)	-	2,450,378	2,454,986	2,430,185	2,472,087	2,476,974	2,479,528	2,531,643	2,573,824	2,630,441
Charges for Services	50,623,535	45,676,573	42,536,158	41,316,620	37,075,325	38,380,844	37,054,922	39,021,515	40,443,544	39,833,047
Licenses and Permits	578,800	528,432	741,296	690,948	775,503	2,128,229	2,214,987	2,667,383	3,799,895	3,954,477
Fines and Forfeitures	1,990,868	2,123,869	2,231,081	2,090,293	2,875,506	2,573,506	2,155,184	2,001,844	2,001,844	1,906,537
Intergovernmental	115,942,192	127,289,857	119,929,792	128,666,114	118,933,561	104,796,723	98,805,479	82,320,578	82,872,880	86,084,562
Special Assessments	4,769,460	3,797,896	2,578,575	2,586,571	2,578,775	2,521,458	2,537,425	2,634,512	2,616,659	2,287,794
Payments in Lieu of Taxes	93,487	3,371,248	4,063,662	3,981,481	5,952,578	9,874,906	7,446,940	5,088,099	9,870,090	11,150,364
Investment Earnings	9,875,014	14,863,587	10,371,186	4,190,583	3,485,998	3,063,178	2,074,377	641,654	1,560,226	1,974,553
Contributions and Donations	-	-	-	-	-	-	-	-	-	-
Other	3,324,541	5,238,068	4,312,857	4,343,465	2,747,025	2,229,039	1,834,969	1,872,417	1,387,914	2,137,034
Total Revenues	291,343,015	321,408,281	293,133,400	286,646,445	265,289,711	261,963,566	247,874,194	233,849,401	244,403,445	254,418,104
Expenditures										
Current:										
General Government:										
Legislative and Executive	28,864,871	33,006,531	34,806,814	25,460,279	27,443,929	27,459,038	24,937,200	24,512,248	24,725,581	25,300,412
Judicial	15,614,805	16,293,690	16,701,077	17,584,347	15,714,806	14,413,062	13,440,985	13,277,907	13,932,405	13,757,963
Public Safety	48,197,839	60,514,200	56,351,505	50,753,912	40,499,329	41,027,667	44,404,141	44,131,231	45,194,689	45,934,264
Public Works	22,258,619	30,092,525	26,885,234	25,174,244	26,508,452	23,817,489	25,751,081	18,747,459	24,231,779	23,123,425
Health	55,828,433	54,243,058	61,761,021	57,606,967	61,607,948	65,519,364	58,659,569	42,827,854	42,509,194	44,413,903
Human Services	82,122,458	89,324,671	93,732,570	91,078,866	72,220,003	66,298,451	63,706,610	61,907,564	62,192,995	60,365,901
Conservation and Recreation	589,151	686,496	587,061	571,952	593,168	453,611	426,186	463,733	475,591	485,924
Other	-	-	-	-	11,860	-	-	-	-	-
Intergovernmental	-	-	5,572,290	4,780,375	4,710,532	7,839,719	4,665,872	4,124,409	8,220,239	10,696,773
Capital Outlay	748,995	4,254,031	10,115,027	2,388,023	-	730,315	5,041,569	5,253,315	1,337,215	-
Debt Service:										
Principal Retirement	21,760,855	5,943,125	6,770,900	7,410,684	7,673,850	7,879,589	9,475,040	8,023,609	8,544,307	10,625,881
Interest and Fiscal Charges	5,735,766	5,454,896	5,730,483	4,996,253	4,560,525	4,405,341	4,154,955	3,585,073	3,395,564	2,689,424
Issuance Costs	245,108	210,797	60,948	65,618	292,023	-	-	-	-	-
Payment to Refunded Bond Escrow Agent	-	-	-	-	-	-	-	-	-	-
Current Refunding	-	-	-	-	192,750	-	-	-	-	239,700
Total Expenditures	281,966,900	300,024,020	319,074,930	287,871,520	262,029,175	259,843,646	254,663,198	226,854,402	234,759,559	237,633,560
Excess of Revenues Over (Under) Expenditures	\$ 9,376,115	\$ 21,384,261	\$ (25,941,530)	\$ (1,225,075)	\$ 3,260,536	\$ 2,119,920	\$ (6,789,004)	\$ 6,994,999	\$ 9,643,886	\$ 16,784,544

(Continued)

Butler County, Ohio
Changes in Fund Balances, Governmental Funds
 Last Ten Years
 (modified accrual basis of accounting)
 (Continued)

	2006	2007	2008	2009	2010	2011	2012	2013	2014	2015
Other Financing Sources (Uses)										
General Obligation Bonds Issued	\$ 17,500,000	\$ 960,332	\$ 83,744	\$ 1,935,000	\$ 11,410,000	\$ -	\$ -	\$ -	\$ 633,634	\$ 935,454
Premium on Debt Issued	578,718	980,332	83,744	30,433	682,746	-	979,990	-	-	-
Discount on Debt Issued	-	-	-	-	(49,894)	-	-	-	-	-
Proceeds from Sale of Capital Assets	-	118,942	-	-	19,064	35,754	21,594	-	-	-
Notes Issued	-	-	-	-	-	-	-	-	-	-
Refunding Bonds Issued	-	17,095,000	-	-	7,200,000	-	8,885,000	-	7,520,000	10,015,000
Special Assessment Bonds Issued	-	-	3,315,000	-	-	-	-	-	-	-
Proceeds of Loans	-	374,761	-	773,396	651,103	368,646	50,689	-	-	-
Accrued Interest Received on Debt Issued	-	(17,836,926)	-	-	(7,707,424)	-	(7,873,107)	-	(8,030,000)	(10,790,258)
Payment to Refund Bond Escrow Agent	-	1,532,939	1,218,866	1,476,982	-	-	78,136	-	-	-
Inception of Capital Lease	83,878	2,803,627	3,089,344	3,211,274	11,362,283	11,983,359	12,531,641	13,501,104	13,726,767	14,962,260
Transfers - In	(7,928,785)	(2,803,627)	(3,089,344)	(3,211,274)	(11,362,283)	(11,954,797)	(12,534,446)	(13,501,104)	(13,730,182)	(14,962,260)
Transfers - Out	-	-	-	-	-	-	-	-	-	-
Total Other Financing Sources	18,162,596	2,245,048	4,617,610	4,215,811	12,205,595	432,962	2,139,507	3,072	120,219	160,196
Prior Year Restatement of Fund Balance	-	(16,973,312)	(2,412,721)	844,896	-	-	-	-	-	-
Net Change in Fund Balances	\$ 27,538,711	\$ 6,655,987	\$ (23,736,641)	\$ 3,835,632	\$ 15,466,131	\$ 2,552,882	\$ (4,649,497)	\$ 6,998,071	\$ 9,764,105	\$ 16,944,740
Debt Service as a Percentage of Noncapital Expenditures	10.10%	4.12%	4.22%	4.49%	4.95%	4.73%	5.51%	5.30%	5.13%	5.81%

*Prior to 2007 Other Local Taxes was included with Property Taxes revenue.
 ** .50 Sales Tax imposed in 2006 and in January 2008 .25 of the Sales Tax was removed.

**Butler County, Ohio
Assessed and Estimated Actual Value of Taxable Property
Last Ten Years**


Collection Year	Real Property			General Business			Tangible Personal Property			Public Utility			Total		Weighted Average Tax Rate
	Assessed Value		Estimated Actual Value	Assessed Value	Estimated Value	Assessed Value	Estimated Value	Assessed Value	Estimated Value	Assessed Value	Estimated Value	Assessed Value	Estimated Actual Value	Ratio	
	Residential/Agricultural	Commercial/Industrial/PU													
2006	\$ 5,426,220,650	\$ 1,510,867,250	\$ 19,816,822,571	\$ 756,743,427	\$ 4,035,964,944	\$ 244,863,700	\$ 276,254,205	\$ 7,937,465,027	\$ 24,131,041,720	32.89%	8.65				
2007	5,593,932,480	1,530,799,300	20,356,376,514	604,188,591	4,833,508,728	236,656,000	268,927,272	7,965,576,371	25,458,812,514	31.29%	10.11				
2008	5,686,682,890	1,583,655,220	20,772,986,029	463,857,189	742,331,502	221,175,070	251,335,307	7,955,670,369	21,766,632,838	36.55%	9.57				
2009	5,993,230,710	1,803,884,330	22,277,414,400	15,192,330	151,823,300	224,151,810	254,717,966	8,036,439,180	22,684,055,666	35.43%	8.64				
2010	5,719,180,580	1,844,459,770	21,610,401,000	8,138,430	162,706,600	229,646,530	260,964,239	7,801,424,310	22,034,073,839	35.41%	8.93				
2011	5,713,922,440	1,720,761,670	21,241,954,600	-	431,163,570	431,163,570	489,981,330	7,865,867,680	21,731,935,930	36.19%	9.05				
2012	5,495,218,860	1,569,213,370	20,184,092,086	-	436,885,180	436,885,180	496,460,432	7,501,317,410	20,680,552,518	36.27%	9.19				
2013	5,496,566,970	1,537,812,480	20,098,227,000	-	424,274,100	424,274,100	485,129,659	7,458,653,550	20,580,356,659	36.24%	9.22				
2014	5,468,390,880	1,531,688,470	20,000,226,714	-	437,041,790	437,041,790	496,638,398	7,437,121,140	20,486,865,112	36.28%	9.23				
2015	5,426,401,270	1,495,244,980	19,776,132,143	-	449,125,710	449,125,710	510,370,125	7,370,771,980	20,286,502,288	36.33%	9.23				

Real property is reappraised every six years with a State mandated update of the current market value in the third year following each reappraisal.

The assessed value of real property (including public utility real property) is 35 percent of estimated true value. Personal property tax is assessed on all tangible personal property used in business in Ohio. The assessed value of public utility personal property ranges from 25 percent of true value for railroad property to 88 percent for electric transmission and distribution property. General business tangible personal property is assessed at 25 percent for machinery and equipment and 22 percent for inventories. The general business tangible personal property tax is being phased out beginning in 2006. The listing percentage is 18.75% for 2006, 12.5% for 2007, 6.25% for 2008 and zero for 2009. Effective for 2009, telecommunications is the only remaining type of personal property tax. This will be phased out by 2011. The percentages for telecommunications are 10% for 2009, 5% for 2010 and zero for 2011.

The tangible personal property values associated with each year are the values that, when multiplied by the applicable tax rates, equal the property tax for that year. For real property, the assessed value is multiplied by the applicable rates to determine the taxable value. For public utility, the assessed value is multiplied by the applicable rates before the applicable rates would be reduced by the 10% and 2 1/2% and homestead exemptions before being billed.

Source: Butler County Auditor



Butler County, Ohio
Property Tax Rates - Direct and Overlapping Governments
 (Per \$1,000 Assessed Value)
 Last Ten Years

Collection Year	2006	2007	2008	2009	2010	2011	2012	2013	2014	2015
Unvoted Millage										
Operating	1.920000	1.920000	1.920000	1.920000	1.920000	1.920000	1.920000	1.920000	1.920000	1.920000
Miami Conservancy	0.020000	0.030000	0.030000	0.030000	0.025000	0.000000	0.000000	0.000000	0.000000	0.000000
Voted Millage - by levy										
2000 Developmental Disabilities Residential/Agricultural Real	1.574030	1.562380	1.557960	1.491100	1.571612	1.491100	1.647328	1.651984	1.656632	1.656632
Commercial/Industrial and Public Utility Real	1.866870	1.889570	1.879520	1.690228	1.771412	1.690228	2.000000	2.000000	2.000000	2.000000
General Business and Public Utility Personal	2.000000	2.000000	2.000000	2.000000	2.000000	2.000000	2.000000	2.000000	2.000000	2.000000
2004 Developmental Disabilities Residential/Agricultural Real	0.929410	0.922533	0.919930	0.880446	0.927985	0.880440	0.972693	0.975442	0.978186	0.978186
Commercial/Industrial and Public Utility Real	0.983330	0.995289	0.989994	0.890289	0.933051	0.890290	1.000000	1.000000	1.000000	1.000000
General Business and Public Utility Personal	1.000000	1.000000	1.000000	1.000000	1.000000	1.000000	1.000000	1.000000	1.000000	1.000000
1985 Mental Health Board Residential/Agricultural Real	0.226820	0.225140	0.224507	0.214873	0.226475	0.214873	0.237386	0.238057	0.238728	0.238728
Commercial/Industrial and Public Utility Real	0.298820	0.302460	0.300847	0.270548	0.283543	0.270548	0.322558	0.331246	0.334759	0.334759
General Business and Public Utility Personal	0.500000	0.500000	0.500000	0.500000	0.500000	0.500000	0.500000	0.500000	0.500000	0.500000
2006 Mental Health Board Residential/Agricultural Real	0.000000	0.992597	0.989791	0.947314	0.998464	0.947314	1.000000	1.000000	1.000000	1.000000
Commercial/Industrial and Public Utility Real	0.000000	1.000000	0.994679	0.894502	0.937466	0.894502	1.000000	1.000000	1.000000	1.000000
General Business and Public Utility Personal	0.000000	1.000000	1.000000	1.000000	1.000000	1.000000	1.000000	1.000000	1.000000	1.000000
2006 Animal Shelter Residential/Agricultural Real	0.000000	0.496298	0.000000	0.000000	0.000000	0.000000	0.000000	0.000000	0.000000	0.000000
Commercial/Industrial and Public Utility Real	0.000000	0.500000	0.000000	0.000000	0.000000	0.000000	0.000000	0.000000	0.000000	0.000000
General Business and Public Utility Personal	0.000000	0.500000	0.000000	0.000000	0.000000	0.000000	0.000000	0.000000	0.000000	0.000000
1989 Childrens Services Agency Residential/Agricultural Real	0.000000	0.000000	0.000000	0.000000	0.000000	0.000000	0.000000	0.000000	0.000000	0.000000
Commercial/Industrial and Public Utility Real	0.000000	0.000000	0.000000	0.000000	0.000000	0.000000	0.000000	0.000000	0.000000	0.000000
General Business and Public Utility Personal	0.000000	0.000000	0.000000	0.000000	0.000000	0.000000	0.000000	0.000000	0.000000	0.000000
2008 Childrens Services Agency Residential/Agricultural Real	1.852870	1.859160	1.833960	1.910580	2.000000	2.000000	2.000000	2.000000	2.000000	2.000000
Commercial/Industrial and Public Utility Real	1.966660	1.990580	1.979990	1.800000	1.884962	1.943610	2.000000	2.000000	2.000000	2.000000
General Business and Public Utility Personal	2.000000	2.000000	2.000000	2.000000	2.000000	2.000000	2.000000	2.000000	2.000000	2.000000

Butler County, Ohio
Property Tax Rates - Direct and Overlapping Governments
 (Per \$1,000 Assessed Value)
 Last Ten Years
 (Continued)

Collection Year	2006	2007	2008	2009	2010	2011	2012	2013	2014	2015
2001 Senior Citizens										
Residential/Agricultural Real	0.000000	0.000000	0.000000	0.000000	0.000000	0.000000	0.000000	0.000000	0.000000	0.000000
Commercial/Industrial and Public Utility Real	0.000000	0.000000	0.000000	0.000000	0.000000	0.000000	0.000000	0.000000	0.000000	0.000000
General Business and Public Utility Personal	0.000000	0.000000	0.000000	0.000000	0.000000	0.000000	0.000000	0.000000	0.000000	0.000000
2005 Senior Citizens										
Residential/Agricultural Real	1.873200	1.805933	1.854074	1.153429	1.215708	1.300000	1.300000	1.300000	1.300000	1.300000
Commercial/Industrial and Public Utility Real	1.966660	1.990580	1.979988	1.157376	1.212966	1.300000	1.300000	1.300000	1.300000	1.300000
General Business and Public Utility Personal	2.000000	2.000000	2.000000	1.300000	1.300000	1.300000	1.300000	1.300000	1.300000	1.300000
Total voted millage by type of property										
Residential/Agricultural Real	6.456330	7.897440	7.380220	6.601330	6.940244	7.291217	7.157407	7.165483	7.173545	7.173545
Commercial/Industrial and Public Utility Real	7.082340	8.668480	8.125020	6.701520	7.023400	7.030946	7.622558	7.631246	7.634759	7.634759
General Business and Public Utility Personal	7.500000	9.000000	8.500000	7.800000	7.800000	7.800000	7.800000	7.800000	7.800000	7.800000
Total millage by type of property										
Residential/Agricultural Real	8.396330	9.847440	9.330210	8.551330	8.882444	8.950946	9.077407	9.085483	9.093545	9.093545
Commercial/Industrial and Public Utility Real	9.022340	10.618480	10.075010	8.651517	8.968400	9.211217	9.542558	9.551246	9.554759	9.554759
General Business and Public Utility Personal	9.440000	10.950000	10.450000	9.750000	9.745000	9.720000	9.720000	9.720000	9.720000	9.720000
Total Weighted Average Tax Rate	8.650000	10.110000	9.570000	8.640000	8.930000	9.050000	9.190000	9.220000	9.230000	9.230000
Rates by Taxing District										
Cities										
Fairfield										
Residential/Agricultural Real	5.022210	5.012060	5.005792	4.883836	5.103153	5.107734	5.233149	5.239598	5.251479	5.251479
Commercial/Industrial and Public Utility Real	5.374590	5.429240	5.422343	4.993511	5.227276	5.280825	5.633398	5.732364	5.689086	5.689086
General Business and Public Utility Personal	5.940000	5.940000	5.940000	5.940000	5.940000	5.940000	5.940000	5.940000	5.940000	5.940000
Hamilton										
Residential/Agricultural Real	6.694920	6.689172	6.688394	6.654314	6.739920	6.394930	6.512534	6.522906	6.531444	6.531444
Commercial/Industrial and Public Utility Real	7.090280	7.119230	7.141428	6.944668	7.038468	6.736200	6.810000	6.810000	6.810000	6.810000
General Business and Public Utility Personal	7.160000	7.160000	7.160000	7.160000	7.160000	6.810000	6.810000	6.810000	6.810000	6.810000
Middletown										
Residential/Agricultural Real	5.900000	5.900000	5.900000	5.900000	5.900000	5.900000	5.900000	6.900000	6.900000	6.900000
Commercial/Industrial and Public Utility Real	5.900000	5.900000	5.900000	5.900000	5.900000	5.900000	5.900000	6.900000	6.900000	6.900000
General Business and Public Utility Personal	5.900000	5.900000	5.900000	5.900000	5.900000	5.900000	5.900000	6.900000	6.900000	6.900000
Monroe										
Residential/Agricultural Real	7.018950	6.181140	6.143540	5.922472	4.909746	4.906790	6.297308	6.288710	4.965216	4.965216
Commercial/Industrial and Public Utility Real	10.030010	8.519890	8.552396	8.071304	6.984608	7.160564	8.967780	9.004830	7.771596	7.771596
General Business and Public Utility Personal	11.170000	9.320000	9.320000	9.320000	8.000000	8.000000	9.320000	9.320000	8.000000	8.000000

Butler County, Ohio
Property Tax Rates - Direct and Overlapping Governments
 (Per \$1,000 Assessed Value)
 Last Ten Years
 (Continued)

Collection Year	2006	2007	2008	2009	2010	2011	2012	2013	2014	2015
Oxford										
Residential/Agricultural Real	3.650000	3.650000	3.650000	3.650000	3.650000	3.650000	3.650000	3.650000	3.650000	3.650000
Commercial/Industrial and Public Utility Real	3.650000	3.650000	3.650000	3.650000	3.650000	3.650000	3.650000	3.650000	3.650000	3.650000
General Business and Public Utility Personal	3.650000	3.650000	3.650000	3.650000	3.650000	3.650000	3.650000	3.650000	3.650000	3.650000
Trenton										
Residential/Agricultural Real	3.240000	3.240000	3.240000	3.240000	3.240000	3.240000	3.240000	5.760000	5.760000	5.760000
Commercial/Industrial and Public Utility Real	3.240000	3.240000	3.240000	3.240000	3.240000	3.240000	3.240000	5.760000	5.760000	5.760000
General Business and Public Utility Personal	3.240000	3.240000	3.240000	3.240000	3.240000	3.240000	3.240000	5.760000	5.760000	5.760000
Villages										
College Corner										
Residential/Agricultural Real	5.493570	5.492928	5.492701	4.817569	4.972263	11.968741	12.050696	12.065509	12.123845	12.123845
Commercial/Industrial and Public Utility Real	6.383660	6.383665	6.383665	6.254188	6.254188	13.254188	13.439252	13.439252	13.453521	13.453521
General Business and Public Utility Personal	14.400000	14.400000	14.400000	14.400000	14.400000	21.400000	21.400000	21.400000	21.400000	21.400000
Jacksonburg										
Residential/Agricultural Real	2.000000	2.000000	2.000000	2.000000	2.000000	2.000000	2.000000	2.000000	2.000000	2.000000
Commercial/Industrial and Public Utility Real	2.000000	2.000000	2.000000	2.000000	2.000000	2.000000	2.000000	2.000000	2.000000	2.000000
General Business and Public Utility Personal	2.000000	2.000000	2.000000	2.000000	2.000000	2.000000	2.000000	2.000000	2.000000	2.000000
Millville										
Residential/Agricultural Real	2.300000	2.300000	2.300000	2.300000	2.300000	5.300000	4.798710	5.300000	5.300000	5.300000
Commercial/Industrial and Public Utility Real	2.300000	2.300000	2.300000	2.300000	2.300000	5.300000	4.800000	5.300000	5.300000	5.300000
General Business and Public Utility Personal	2.300000	2.300000	2.300000	2.300000	2.300000	5.300000	4.800000	5.300000	5.300000	5.300000
New Miami										
Residential/Agricultural Real	7.054630	7.057468	3.300000	3.137033	6.733900	6.744869	6.899237	8.010550	8.061295	8.061295
Commercial/Industrial and Public Utility Real	7.173600	7.055503	3.300000	3.193293	6.797783	6.821690	7.407265	8.444300	8.464560	8.464560
General Business and Public Utility Personal	8.300000	8.300000	3.300000	3.300000	8.300000	8.300000	8.300000	9.300000	9.300000	9.300000
Sevenmile										
Residential/Agricultural Real	7.054640	3.705286	3.706631	3.615387	2.730000	2.730000	2.730000	5.730000	5.730000	5.730000
Commercial/Industrial and Public Utility Real	7.179360	4.709944	4.709945	4.569314	2.730000	2.730000	2.730000	5.730000	5.730000	5.730000
General Business and Public Utility Personal	6.720000	5.420000	5.420000	5.420000	2.730000	2.730000	2.730000	5.730000	5.730000	5.730000
Somerville										
Residential/Agricultural Real	3.090000	3.090000	3.090000	3.090000	3.090000	3.090000	3.090000	3.090000	7.090000	7.090000
Commercial/Industrial and Public Utility Real	3.090000	3.090000	3.090000	3.090000	3.090000	3.090000	3.090000	3.090000	7.090000	7.090000
General Business and Public Utility Personal	3.090000	3.090000	3.090000	3.090000	3.090000	3.090000	3.090000	3.090000	7.090000	7.090000

Butler County, Ohio
Property Tax Rates - Direct and Overlapping Governments
 (Per \$1,000 Assessed Value)
 Last Ten Years
 (Continued)

Townships	Collection Year	2006	2007	2008	2009	2010	2011	2012	2013	2014	2015
Fairfield											
Residential/Agricultural Real		5.693140	5.634990	5.620972	5.400695	5.613072	5.617184	5.858677	5.867840	5.874011	5.874011
Commercial/Industrial and Public Utility Real		5.754300	6.075460	5.338238	5.566851	5.814574	5.739544	5.676597	5.866064	5.887646	5.887646
General Business and Public Utility Personal		7.190000	7.190000	7.190000	7.190000	7.190000	7.190000	7.190000	7.190000	7.190000	7.190000
Fairfield - Fire District											
Residential/Agricultural Real		9.423640	9.315810	9.289817	8.884015	0.000000	0.000000	0.000000	0.000000	0.000000	0.000000
Commercial/Industrial and Public Utility Real		9.476440	10.081580	8.696778	9.130686	0.000000	0.000000	0.000000	0.000000	0.000000	0.000000
General Business and Public Utility Personal		12.190000	12.190000	12.190000	12.190000	0.000000	0.000000	0.000000	0.000000	0.000000	0.000000
Hanover											
Residential/Agricultural Real		2.720000	4.463410	4.457841	4.394456	4.470000	4.470000	4.470000	4.470000	4.470000	4.470000
Commercial/Industrial and Public Utility Real		2.720000	4.458660	4.459544	4.364491	4.463079	4.470000	4.470000	4.470000	4.470000	4.470000
General Business and Public Utility Personal		2.720000	4.470000	4.470000	4.470000	4.470000	4.470000	4.470000	4.470000	4.470000	4.470000
Liberty											
Residential/Agricultural Real		8.080190	9.072858	9.037356	8.883259	10.013705	10.558480	10.668367	10.662295	10.664601	10.664601
Commercial/Industrial and Public Utility Real		8.744240	9.765146	9.527537	8.767764	8.933331	10.171996	10.349200	10.477753	10.505728	10.505728
General Business and Public Utility Personal		10.590000	11.090000	11.090000	11.090000	11.090000	11.590000	11.590000	11.590000	11.590000	11.590000
Madison											
Residential/Agricultural Real		1.625840	1.626605	1.626586	1.621594	1.642768	3.643671	3.646562	3.648490	3.650379	3.650379
Commercial/Industrial and Public Utility Real		1.849530	1.852322	1.848355	1.808983	1.809461	3.818551	3.848440	3.868866	3.865775	3.865775
General Business and Public Utility Personal		2.260000	2.260000	2.260000	2.260000	2.260000	4.260000	4.260000	4.260000	4.260000	4.260000
Milford											
Residential/Agricultural Real		4.323200	6.325170	6.310499	5.947213	6.089780	6.093804	6.250048	6.252813	6.251158	6.255158
Commercial/Industrial and Public Utility Real		4.926520	6.887879	6.857308	6.336943	6.338946	6.389011	6.830722	6.853778	6.853778	6.853778
General Business and Public Utility Personal		5.740000	7.740000	7.740000	7.740000	7.740000	7.740000	7.740000	7.740000	7.740000	7.740000
Morgan											
Residential/Agricultural Real		5.126850	5.588967	5.584894	6.066668	6.183757	6.188990	6.911653	6.919726	7.948553	7.948553
Commercial/Industrial and Public Utility Real		5.230220	5.684251	5.684251	5.974980	6.124875	6.115224	6.922000	6.922000	7.970000	7.970000
General Business and Public Utility Personal		5.720000	5.720000	5.720000	6.220000	6.220000	6.220000	6.970000	6.970000	7.970000	7.970000
Oxford											
Residential/Agricultural Real		6.178240	6.172409	6.148158	5.761907	6.016532	6.031050	6.067536	6.066469	6.065240	6.065240
Commercial/Industrial and Public Utility Real		7.641700	6.480600	6.216652	3.556455	3.536455	3.590540	3.633912	3.633912	3.633912	3.633912
General Business and Public Utility Personal		9.590000	9.590000	9.590000	9.590000	9.590000	9.590000	9.590000	9.590000	9.590000	9.590000

Butler County, Ohio
Property Tax Rates - Direct and Overlapping Governments
 (Per \$1,000 Assessed Value)
 Last Ten Years
 (Continued)

Collection Year	2006	2007	2008	2009	2010	2011	2012	2013	2014	2015
Reily										
Residential/Agricultural Real	7.052330	7.045005	7.042639	7.012669	7.202841	7.206026	7.063216	7.073807	6.640000	6.640000
Commercial/Industrial and Public Utility Real	7.327890	7.327889	7.327889	7.351738	7.291594	7.291594	7.390000	7.390000	6.640000	6.640000
General Business and Public Utility Personal	7.390000	7.390000	7.390000	7.390000	7.390000	7.390000	7.390000	7.390000	6.640000	6.640000
Ross										
Residential/Agricultural Real	6.002720	6.578420	6.567461	6.165227	6.316230	6.322609	6.438277	6.440503	8.343982	8.343982
Commercial/Industrial and Public Utility Real	6.226000	6.652570	6.644201	6.020518	6.123685	6.124436	6.305091	6.329339	8.229349	8.229349
General Business and Public Utility Personal	6.720000	6.720000	6.720000	6.720000	6.720000	6.720000	6.720000	6.720000	8.470000	8.470000
St Clair										
Residential/Agricultural Real	4.441450	4.445978	4.445095	4.158202	4.249082	4.253621	4.305582	4.311927	7.818704	7.818704
Commercial/Industrial and Public Utility Real	4.452910	4.444570	4.449051	4.419493	4.470000	4.470000	4.470000	4.470000	7.970000	7.970000
General Business and Public Utility Personal	4.470000	4.470000	4.470000	4.470000	4.470000	4.470000	4.470000	4.470000	7.970000	7.970000
Wayne										
Residential/Agricultural Real	4.601550	4.596910	3.456438	3.368540	4.729232	4.731047	4.732366	4.735551	4.737237	4.737237
Commercial/Industrial and Public Utility Real	4.812740	4.812741	3.550552	3.460201	4.770201	4.770201	4.787191	4.787191	4.890000	4.890000
General Business and Public Utility Personal	4.880000	4.880000	3.580000	3.580000	4.890000	4.890000	4.890000	4.890000	4.890000	4.890000
West Chester										
Residential/Agricultural Real	10.869220	13.298642	13.246766	12.602738	13.028126	14.419072	14.590000	14.590000	14.590000	14.590000
Commercial/Industrial and Public Utility Real	12.226040	14.429398	14.245764	12.696286	13.165746	14.262004	14.590000	14.590000	14.590000	14.590000
General Business and Public Utility Personal	13.090000	14.590000	14.590000	14.590000	14.590000	14.590000	14.590000	14.590000	14.590000	14.590000
Joint Vocational Schools										
Butler County JVS										
Residential/Agricultural Real	1.930000	1.930000	1.930000	1.930000	1.930000	1.930000	1.930000	1.930000	1.930000	1.930000
Commercial/Industrial and Public Utility Real	1.930000	1.930000	1.930000	1.930000	1.930000	1.930000	1.930000	1.930000	1.930000	1.930000
General Business and Public Utility Personal	1.930000	1.930000	1.930000	1.930000	1.930000	1.930000	1.930000	1.930000	1.930000	1.930000
Great oaks JVS										
Residential/Agricultural Real	2.000000	2.000000	2.000000	2.000000	2.015685	2.030848	2.199458	2.215053	2.219959	2.219959
Commercial/Industrial and Public Utility Real	2.236930	2.219364	2.210809	2.113855	2.138073	2.213681	2.407903	2.434979	2.458407	2.458407
General Business and Public Utility Personal	2.700000	2.700000	2.700000	2.700000	2.700000	2.700000	2.700000	2.700000	2.700000	2.700000
Miami Valley Tech JVS										
Residential/Agricultural Real	2.108440	2.098318	2.066068	2.039676	2.053296	2.053789	2.443774	2.444678	2.445961	2.445961
Commercial/Industrial and Public Utility Real	2.254050	2.259504	2.239154	2.165135	2.190694	2.219158	2.511325	2.517462	2.520872	2.520872
General Business and Public Utility Personal	2.580000	2.580000	2.580000	2.580000	2.580000	2.580000	2.580000	2.580000	2.580000	2.580000
Schools										
Edgewood City										
Residential/Agricultural Real	35.280720	35.280013	35.130009	32.630020	36.802972	35.715764	36.738135	36.502051	36.653753	36.653753
Commercial/Industrial and Public Utility Real	39.834270	39.807444	39.712012	36.101977	40.731181	40.172190	41.404253	41.182151	43.260425	43.260425
General Business and Public Utility Personal	50.640000	50.640000	50.490000	47.990000	50.990000	49.876000	50.435000	50.157000	50.258000	50.258000

Butler County, Ohio
Property Tax Rates - Direct and Overlapping Governments
 (Per \$1,000 Assessed Value)
 Last Ten Years
 (Continued)

Collection Year	2006	2007	2008	2009	2010	2011	2012	2013	2014	2015
Fairfield City										
Residential/Agricultural Real	31.550480	31.401270	31.351328	28.714319	29.740269	29.842606	37.191046	37.428749	36.978252	36.978252
Commercial/Industrial and Public Utility Real	35.693840	36.141470	35.823366	31.666282	32.972128	33.336082	41.681090	42.387252	41.560544	41.560544
General Business and Public Utility Personal	58.600000	58.600000	58.600000	56.590000	56.520000	56.600000	63.100000	63.300000	62.800000	62.800000
Hamilton City										
Residential/Agricultural Real	27.200010	32.607930	32.607554	32.486564	33.681083	33.742977	35.218492	35.344503	35.641596	35.641596
Commercial/Industrial and Public Utility Real	32.967340	38.679349	38.964789	36.448336	37.690444	38.378912	41.591945	41.926297	42.972815	42.972815
General Business and Public Utility Personal	48.010000	53.420000	53.420000	53.310000	53.420000	53.420000	53.420000	53.420000	53.610000	53.610000
Lakota Local										
Residential/Agricultural Real	37.611330	37.012536	36.845748	35.757201	36.683458	37.227670	38.668826	38.693566	44.012824	44.012824
Commercial/Industrial and Public Utility Real	41.818480	41.906875	41.339911	37.509908	38.455457	40.307800	43.329024	44.218176	49.750789	49.750789
General Business and Public Utility Personal	65.640000	65.390000	65.390000	65.340000	65.340000	65.840000	65.840000	65.840000	71.140000	71.140000
Madison Local										
Residential/Agricultural Real	36.500020	36.537476	36.043960	36.350004	37.856213	38.142340	38.934774	39.415847	39.604506	39.604506
Commercial/Industrial and Public Utility Real	37.177640	37.291347	36.644537	36.350016	36.868837	37.472410	39.555174	40.743020	40.813495	40.813495
General Business and Public Utility Personal	39.340000	39.340000	38.850000	39.190000	39.690000	39.940000	40.540000	40.940000	41.040000	41.040000
Middletown City										
Residential/Agricultural Real	41.940000	41.940000	42.576939	42.861275	45.669670	45.716950	47.162000	48.949000	49.079000	49.079000
Commercial/Industrial and Public Utility Real	45.522610	42.201794	43.004439	42.560003	44.522186	44.917230	46.713362	48.825403	49.079000	49.079000
General Business and Public Utility Personal	45.130000	45.130000	45.750000	45.750000	47.000000	46.994000	47.162000	48.949000	49.079000	49.079000
Monroe Local										
Residential/Agricultural Real	36.890010	41.440008	40.850008	40.100008	38.934155	37.463740	40.137006	43.452006	45.798006	45.798006
Commercial/Industrial and Public Utility Real	38.012130	42.290586	41.780025	40.100008	38.206936	38.185060	40.762571	44.223622	46.882715	46.882715
General Business and Public Utility Personal	40.320000	44.870000	44.280000	43.530000	41.038000	39.580000	41.537000	44.852000	47.198000	47.198000
New Miami Local										
Residential/Agricultural Real	24.241560	24.241093	24.240991	24.174075	25.316237	25.393200	26.017594	24.667746	24.801294	24.801294
Commercial/Industrial and Public Utility Real	24.286610	24.277540	24.276447	24.227391	24.517561	24.549360	25.009944	23.614310	23.665125	23.665125
General Business and Public Utility Personal	29.420000	29.420000	29.420000	29.420000	29.570000	29.570000	29.570000	28.090000	28.090000	28.090000
Ross Local										
Residential/Agricultural Real	26.719950	26.700024	26.500011	26.180016	25.650243	25.379749	25.644102	25.665714	25.692156	25.692156
Commercial/Industrial and Public Utility Real	29.848490	29.874938	29.648716	26.882420	26.181202	26.004626	26.733007	26.910336	26.996802	26.996802
General Business and Public Utility Personal	51.730000	51.730000	51.530000	51.210000	50.030000	49.730000	49.730000	49.730000	49.730000	49.730000

Butler County, Ohio
Property Tax Rates - Direct and Overlapping Governments
 (Per \$1,000 Assessed Value)
 Last Ten Years
 (Continued)

Collection Year	2006	2007	2008	2009	2010	2011	2012	2013	2014	2015
Talawanda City										
Residential/Agricultural Real	23.170020	23.170026	23.150032	27.820025	28.754159	28.733986	28.774471	28.864147	28.680309	28.680309
Commercial/Industrial and Public Utility Real	25.521640	25.638202	25.656717	28.002809	29.551230	30.583940	32.014534	32.410679	32.259141	32.259141
General Business and Public Utility Personal	51.470000	51.470000	51.450000	56.120000	56.170000	56.130000	56.130000	56.130000	55.800000	55.800000
Out-of-County School Districts										
College Corner Local										
Residential/Agricultural Real	24.376750	24.384300	24.383859	23.699491	24.161005	24.265730	25.944728	25.975432	26.104764	26.104764
Commercial/Industrial and Public Utility Real	24.764910	24.764910	24.764913	24.662707	24.662707	24.559660	27.111058	27.111058	27.146472	27.146472
General Business and Public Utility Personal	32.100000	32.100000	32.100000	32.100000	32.100000	32.100000	32.100000	32.100000	32.100000	32.100000
Mason Local										
Residential/Agricultural Real	43.747320	41.001409	42.491636	42.419559	45.489175	45.506050	45.524206	47.157071	47.176742	47.176742
Commercial/Industrial and Public Utility Real	48.179000	43.762300	45.158847	44.952516	43.980983	44.161320	45.012027	47.640296	48.079396	48.079396
General Business and Public Utility Personal	80.650000	81.760000	83.450000	83.450000	83.450000	83.450000	83.450000	83.970000	83.970000	83.970000
Northwest Local										
Residential/Agricultural Real	23.967400	23.823540	27.684315	28.158611	28.190966	28.258058	31.003183	36.441259	36.527471	36.527471
Commercial/Industrial and Public Utility Real	28.336620	27.989296	31.568016	31.648585	32.084438	32.804058	35.933239	42.231033	42.367443	42.367443
General Business and Public Utility Personal	49.640000	49.500000	53.390000	53.560000	53.570000	53.600000	54.220000	59.570000	59.570000	59.570000
Pleble Shawnee Local										
Residential/Agricultural Real	23.398180	23.399192	23.399040	23.374305	23.374884	23.375830	23.096386	23.096524	23.096538	23.096538
Commercial/Industrial and Public Utility Real	23.440910	23.442185	23.442186	23.432161	23.432091	23.431880	23.180055	23.200000	23.200000	23.200000
General Business and Public Utility Personal	23.490000	23.490000	23.490000	23.490000	23.490000	23.490000	23.200000	23.200000	23.200000	23.200000
Princeton Local										
Residential/Agricultural Real	23.481060	23.423617	23.428671	23.534428	23.664862	25.193000	26.967911	37.493144	37.555856	37.555856
Commercial/Industrial and Public Utility Real	30.134730	30.370811	29.929559	29.123722	29.745365	33.112690	35.370055	46.322503	46.804232	46.804232
General Business and Public Utility Personal	49.030000	49.030000	49.030000	48.990000	48.990000	50.480000	50.830000	61.280000	61.280000	61.280000
Southwest Local										
Residential/Agricultural Real	24.468310	23.620010	23.620025	23.460014	23.350033	23.048470	24.018820	24.077998	24.087677	24.087677
Commercial/Industrial and Public Utility Real	27.081580	26.131420	26.080145	25.007211	24.917567	24.856550	25.295877	26.063800	26.163730	26.163730
General Business and Public Utility Personal	46.680000	45.300000	45.300000	45.140000	44.980000	44.680000	44.180000	44.180000	44.180000	44.180000

The rates presented for a particular calendar year are the rates that, when applied to the assessed values presented in the Assessed Value Table, generated the property tax revenue billed in that year.
 Real property tax rates are reduced so that inflationary increases in value do not generate additional taxes.
 Real property is reappraised every six years and property values are updated in the third year following each reappraisal.
 Rates may only be raised by obtaining the approval of a majority of the voters at a public election.
 Source: Butler County Auditor

Butler County, Ohio
Property Tax Levies and Collections (1)
Last Ten Years

Collection Year	Current Tax Levy		Current Tax Collections		Percent of Current Tax Collections to Current Tax Levy	Delinquent Tax Collections (2)		Total Tax Collections	Percent of Total Tax Collections to Current Tax Levy	
2006	\$	61,493,150	\$	58,964,700	95.89	\$	2,096,044	\$	61,060,744	99.30
2007		80,547,889		74,545,921	92.55		2,937,556		77,483,477	96.20
2008		14,994,183		14,059,974	93.77		246,243		14,306,217	95.41
2009		69,043,097		64,983,254	94.12		2,629,019		67,612,273	97.93
2010		69,597,356		65,714,900	94.42		1,640,881		67,355,781	96.78
2011		71,186,424		67,414,921	94.70		2,638,007		70,052,928	98.41
2012		72,912,802		66,248,675	90.86		2,373,181		68,621,856	94.11
2013		72,497,141		66,524,422	91.76		2,004,961		68,529,383	94.53
2014		72,289,179		68,398,293	94.62		2,145,050		70,543,343	97.58
2015		67,997,431		66,687,255	98.07		2,191,771		68,879,026	101.30

Source: Butler County Auditor

(1) Includes Homestead/Rollback taxes assessed locally, but distributed through the State and reported as intergovernmental revenue.

(2) The County does not identify delinquent tax collections by tax year.

Note: Resources have not been externally restricted for the repayment of debt.

**Butler County, Ohio
Principal Taxpayers
Real Estate Tax
2015 and 2007 (1)**

Name of Taxpayer	2015	
	Assessed Value	Percent of Real Property Assessed Value
Duke Realty Ohio	\$ 13,515,000	0.20%
Boymel Family LLC	12,007,420	0.17%
Meijer Stores LTD PRT	11,701,020	0.17%
Millercoors	12,326,270	0.18%
AK Steel Corporation	10,469,370	0.15%
First Industrial LP	9,153,030	0.13%
US Industrial Reit	9,014,360	0.13%
FFIII OH West Chester	8,050,000	0.12%
Dugan Financing	7,970,900	0.12%
Cincinnati Lesaint Industrial	7,869,540	0.11%
Totals	\$ 102,076,910	1.48%
Total Assessed Valuation	\$ 6,921,646,250	

Name of Taxpayer	2007	
	Assessed Value	Percent of Real Property Assessed Value
Cincinnati Gas & Electric	\$ 196,758,890	2.76%
Duke Realty Ohio	37,361,770	0.52%
Cincinnati Financial Insurance	31,442,480	0.44%
Miller Breweries East Inc	25,638,010	0.36%
AK Steel Corp.	15,965,410	0.22%
Bridgewater Falls LLC	14,159,490	0.20%
J & J Ohio LLC	13,983,780	0.20%
Sisters of Mercy	13,597,540	0.19%
MB West Chester LLC	13,138,220	0.18%
Meijer	12,451,050	0.17%
Totals	\$ 374,496,640	5.24%
Total Assessed Valuation	\$ 7,124,731,780	

Source: Butler County Auditor

(1) The amounts presented represent the assessed values upon which 2015 and 2007 collections were based.

**Butler County, Ohio
Principal Taxpayers
Public Utilities Personal Property Tax
2015 and 2007(1)**

Name of Taxpayer	2015	
	Assessed Value	Percent of Public Utility Assessed Value
Duke Energy Ohio Inc.	\$ 236,872,140	52.74%
Rockies Express Pipeline LLC	109,904,180	24.47%
Duke Energy Indiana	38,441,110	8.56%
Duke Energy Kentucky Inc	32,438,140	7.22%
Butler Rural Electric	12,989,360	2.89%
Texas Eastern Transmission Corp	6,009,220	1.34%
Dayton Power and Light	4,212,850	0.94%
Texas Gas Transmission LLC	3,196,960	0.71%
Bank of America Leasing	2,471,130	0.55%
Glenwood Energy	1,159,010	0.26%
Ohio Power Company	607,300	0.14%
Total	<u>\$ 448,301,400</u>	<u>99.82</u>
Total Assessed Valuation	<u>\$ 449,125,710</u>	

Name of Taxpayer	2007	
	Assessed Value	Percent of Public Utility Assessed Value
Cincinnati Gas & Electric	\$ 67,752,300	28.63%
Butler Rural Electric	3,177,230	1.34%
Texas Eastern Transmission	2,332,620	0.99%
Dayton Power & Light	1,143,120	0.48%
CSX Transporatation Inc.	914,730	0.39%
Norfolk Southern Combined	891,150	0.38%
Oxford Natural Gas	171,740	0.07%
ANR Pipeline	116,920	0.05%
Ohio Power	108,670	0.05%
Mid Valley Pipeline	83,870	0.04%
Total	<u>\$ 76,692,350</u>	<u>32.42%</u>
Total Assessed Valuation	<u>\$ 236,656,000</u>	

(1) The amounts presented represent the assessed values upon which 2015 and 2007 collections were based.

Source: Butler County Auditor

Butler County, Ohio
Ratios of Outstanding Debt By Type
Last Ten Years

Year	Governmental Activities						Business-Type Activities						Total Primary Government	Percentage of Personal Income (1)	Per Capita (1)
	General Obligation Bonds	Sales Tax Bonds	Special Assessment Bonds	Loans Payable	Capital Leases	General Obligation Bonds	Water Judgment Bonds	Revenue Bonds	Loans Payable	Capital Leases					
2006	\$ 64,630,026	\$ 27,749,172	\$ 10,003,310	\$ 1,627,870	\$ 1,999,412	\$ 3,793,870	\$ 34,110,351	\$ 97,204,913	\$ 5,209,474	\$ -	\$ -	\$ 246,328,398	2.02	696	
2007	61,605,330	26,532,756	9,466,643	1,824,765	2,532,262	4,656,680	32,976,751	91,499,366	5,883,636	-	-	236,978,189	1.86	662	
2008	58,498,514	24,751,340	12,305,218	1,643,071	2,512,592	4,630,087	31,904,658	85,567,039	5,696,103	-	-	227,508,622	1.72	631	
2009	57,022,131	22,909,924	11,658,332	2,119,417	2,704,140	18,205,306	30,677,565	60,427,852	8,422,166	-	-	214,146,833	1.66	590	
2010	72,648,168	13,267,896	10,930,900	2,488,072	1,461,478	15,117,345	29,405,472	58,026,745	12,476,499	-	-	215,822,575	1.61	586	
2011	68,653,423	11,290,746	10,167,413	2,553,276	439,631	11,908,086	28,083,379	55,543,608	12,885,469	-	-	201,525,031	1.40	545	
2012	64,899,037	9,652,942	9,418,701	2,276,076	70,526	8,845,716	27,387,066	54,512,826	18,838,194	10,475	10,475	195,911,559	1.31	529	
2013	59,897,578	7,404,735	8,573,963	1,923,516	53,030	8,100,518	25,686,379	49,909,388	29,861,697	8,391	8,391	191,419,195	1.27	516	
2014	54,437,763	5,046,499	7,703,585	1,701,478	31,911	7,343,250	23,970,692	45,955,125	29,950,717	5,935	5,935	176,146,955	1.11	471	
2015	49,751,387	-	6,792,537	1,527,744	11,613	6,563,812	22,185,000	40,669,351	30,040,388	3,291	3,291	157,545,123	0.99	419	

(1) See page 180 for personal income and population data.

Source: Butler County Auditor

Butler County, Ohio
Ratio of General Bonded Debt Outstanding
Last Ten Years

Year	General Obligation Bonds	Total Estimated Actual Value	Ratio of Net Bonded Debt to Estimated Actual Value	Net Bonded Debt per Capita
2006	\$ 68,423,896	\$ 24,131,041,720	0.28	\$ 193.35
2007	66,262,010	25,458,812,514	0.26	185.03
2008	63,128,601	21,766,632,838	0.29	174.98
2009	75,227,437	22,684,055,666	0.33	207.13
2010	87,765,513	22,034,073,839	0.40	238.41
2011	80,561,509	21,731,935,930	0.37	217.73
2012	73,744,753	20,680,522,518	0.36	198.99
2013	67,998,096	20,580,356,659	0.33	183.15
2014	61,781,013	20,496,865,112	0.30	165.12
2015	56,315,199	20,286,502,268	0.28	149.63

Source: Butler County Auditor

Butler County, Ohio
Computation of Legal Debt Margin
Last Ten Years

	2006	2007	2008	2009	2010	2011	2012	2013	2014	2015
Tax Valuation	\$ 7,937,495,027	\$ 7,965,576,371	\$ 7,955,670,369	\$ 8,036,439,180	\$ 7,801,424,310	\$ 7,865,867,680	\$ 7,501,317,410	\$ 7,458,653,550	\$ 7,437,121,140	\$ 7,370,771,960
Debt Limit (1)	\$ 196,937,376	\$ 197,639,409	\$ 197,391,759	\$ 199,410,980	\$ 193,535,608	\$ 195,146,692	\$ 186,032,935	\$ 184,966,339	\$ 184,428,029	\$ 182,769,299
Amount of Debt Applicable to Debt Limit										
General Obligation Bonds	30,780,000	30,213,576	28,524,099	26,367,977	35,532,759	33,098,058	30,558,472	27,646,367	15,001,367	11,617,329
General Obligation Notes	7,205,000	15,355,000	15,995,000	15,900,000	13,855,000	14,605,000	13,475,000	12,354,000	11,217,000	10,618,000
General Obligation Loans	137,346	468,768	403,310	529,136	396,852	264,588	132,284	-	-	-
Less Amount Available in Debt Service	-	-	-	-	-	-	-	-	-	-
Amount of Debt Subject to Limit	\$ 38,122,346	\$ 46,027,344	\$ 44,922,409	\$ 42,797,113	\$ 49,784,611	\$ 47,967,626	\$ 44,165,756	\$ 40,000,367	\$ 26,218,367	\$ 22,235,329
Legal Debt Margin	\$ 158,815,030	\$ 151,612,065	\$ 152,469,350	\$ 156,613,867	\$ 143,750,997	\$ 147,179,066	\$ 141,867,179	\$ 144,965,972	\$ 158,209,662	\$ 160,533,970
Legal Debt Margin as a Percentage of the Unvoted Debt Limit (2)	\$ 79,374,950	\$ 79,655,764	\$ 79,556,704	\$ 80,364,392	\$ 78,014,243	\$ 78,658,677	\$ 75,013,174	\$ 74,586,536	\$ 74,371,211	\$ 73,707,720
Amount of Debt Subject to Limit	\$ 38,122,346	\$ 46,027,344	\$ 44,922,409	\$ 42,797,113	\$ 49,784,611	\$ 47,967,626	\$ 44,165,756	\$ 40,000,367	\$ 26,218,367	\$ 22,235,329
Unvoted Legal Debt Margin	\$ 41,252,604	\$ 33,628,420	\$ 34,634,295	\$ 37,567,279	\$ 28,229,632	\$ 30,691,051	\$ 30,847,418	\$ 34,586,169	\$ 48,152,844	\$ 51,472,391
Unvoted Legal Debt Margin as a Percentage of the Unvoted Debt Limit	51.97%	42.22%	43.53%	46.75%	36.19%	39.02%	41.12%	46.37%	64.75%	69.83%

(1) Ohio Bond Law sets a limit calculated as follows:

- Three percent of the first \$100,000,000 of the tax valuation
- One and one-half percent of the next \$200,000,000 of the tax valuation
- Two and one-half percent of the amount of the tax valuation in excess of \$300,000,000

(2) Ohio Bond Law sets a limit of one percent of the tax valuation

Source: Butler County Auditor

Butler County, Ohio
Pledged Revenue Coverage
Last Ten Years

Sewer Pledged Revenue

Year	Operating Revenues	Less: Operating Expenses (1)	Net Operating Revenue	Capacity Fees	Non-Operating Revenue (Expenses) Other (2)	Net Non-Operating Rev (Exp) (3)	Net Available Revenue (4)	Debt Service (5)		Coverage	
								Principal (6)	Interest (6)		
2006	\$ 19,238,592	\$ 14,220,210	\$ 5,018,382	\$ 5,654,267	\$ 560,847	\$ 6,215,114	\$ 11,233,496	\$ 3,800,000	\$ 1,752,062	\$ 5,562,062	2.02
2007	21,011,439	14,409,447	6,601,992	3,952,630	561,743	4,514,373	11,116,365	3,980,580	2,639,131	6,619,711	1.68
2008	21,385,170	12,766,850	8,618,320	3,388,044	141,025	3,529,069	12,147,389	4,132,360	2,486,488	6,618,848	1.84
2009	18,759,922	11,551,662	7,208,260	3,310,028	675,006	3,985,034	11,193,294	1,354,220	1,871,886	3,226,106	3.47
2010	18,311,915	10,339,223	7,972,692	2,779,677	75,781	2,855,458	10,828,150	1,475,687	1,779,554	3,255,241	3.33
2011	17,771,799	10,937,193	6,834,606	4,166,615	69,839	4,236,454	11,071,060	1,526,471	1,727,360	3,253,831	3.40
2012	19,077,592	10,410,274	8,667,318	3,477,323	47,365	3,524,688	12,192,006	1,583,932	1,675,847	3,259,779	3.74
2013	18,362,995	10,862,894	7,500,101	3,669,666	104,781	3,774,447	11,274,548	3,155,845	1,625,176	4,781,021	2.36
2014	18,991,377	12,044,125	6,947,252	3,891,959	158,484	4,050,443	10,997,695	3,941,127	2,324,855	6,265,982	1.76
2015	18,322,175	12,394,918	5,927,257	5,790,609	781,614	6,572,223	12,499,480	3,848,648	1,636,920	5,485,568	2.28

Water Pledged Revenue

Year	Operating Revenues	Less: Operating Expenses (1)	Net Operating Revenue	Capacity Fees	Non-Operating Revenue (Expenses) Other (2)	Net Non-Operating Rev (Exp) (3)	Net Available Revenue (4)	Debt Service (5)		Coverage	
								Principal (6)	Interest (6)		
2006	\$ 22,186,770	\$ 16,636,338	\$ 5,550,432	\$ 2,923,530	\$ 729,728	\$ 3,653,258	\$ 9,203,690	\$ 1,900,000	\$ 1,814,159	\$ 3,714,159	2.48
2007	26,395,879	20,168,090	6,227,789	2,265,660	660,300	2,925,960	9,153,749	2,113,882	1,900,573	4,014,455	2.28
2008	23,839,865	17,094,090	6,745,775	1,953,742	284,638	2,238,380	8,984,155	2,217,533	1,823,212	4,040,745	2.22
2009	20,468,437	16,456,494	4,011,943	1,688,432	534,571	2,223,003	6,234,946	1,195,000	1,064,913	2,259,913	2.76
2010	20,939,038	16,810,215	4,128,823	1,226,297	320,381	1,546,678	5,675,501	1,493,896	1,187,180	2,681,076	2.12
2011	20,567,888	14,807,125	5,760,763	1,211,259	320,770	1,532,029	7,292,792	1,683,197	1,191,859	2,875,056	2.54
2012	20,917,124	16,120,625	4,796,499	1,518,623	(210,130)	1,308,493	6,104,992	1,804,215	562,281	2,366,496	2.58
2013	20,163,511	15,594,563	4,568,948	2,213,341	(280,390)	1,932,951	6,501,899	1,887,844	1,125,737	3,013,581	2.16
2014	20,353,110	17,556,781	2,796,329	3,004,947	79,498	3,084,445	5,880,774	1,024,266	1,094,848	2,119,114	2.78
2015	20,168,588	12,534,690	7,633,898	4,140,676	819,326	4,960,002	12,593,900	2,168,305	716,135	2,884,440	4.37

- (1) Operating expenses are shown exclusive of depreciation, per bond covenant.
- (2) Non-Operating Revenue (Expense) Other excludes capital grants ,contributions, and transfers
- (3) Net non-operating Rev(exp) are shown exclusive of interest and fiscal charges, per bond covenant.
- (4) Net Available Revenue includes Net Operating Revenue combined with Net Non-Operating Rev(exp).
- (5) Debt Service per bond redemption schedules for revenue bonds and loans.
- (6) Principal and Interest Expense shown are less amounts for current refunding bonds

(Continued)

Butler County, Ohio
Pledged Revenue Coverage
Last Ten Years
(continued)

Year	Sales Tax Revenue Bonds					Special Assessment Bonds						
	Sales Tax Revenues	Debt Service			Total Debt	Coverage	Special Assessment Collections	Debt Service			Total Debt	Coverage
		Principal	Interest					Principal	Interest			
2006	\$ 40,662,394	\$ 680,000	\$ 1,266,775	\$ 1,946,775	20.89	\$ 1,374,653	\$ 506,690	\$ 531,040	\$ 1,037,730	1.32		
2007	41,317,071	1,200,000	1,242,975	2,442,975	16.91	1,405,765	610,170	505,912	1,116,082	1.26		
2008	33,408,493	1,765,000	1,200,975	2,965,975	11.26	1,101,044	570,670	434,080	1,004,750	1.10		
2009	31,843,586	1,825,000	1,134,100	2,959,100	10.76	1,234,683	653,200	607,958	1,261,158	0.98		
2010	30,225,506	9,600,000	1,075,325	10,675,325	2.83	1,553,034	733,740	530,357	1,264,097	1.23		
2011	30,779,103	1,965,000	614,225	2,579,225	11.93	1,484,639	759,300	497,674	1,256,974	1.18		
2012	32,955,898	2,070,000	535,625	2,605,625	12.65	1,362,387	784,900	468,039	1,252,939	1.09		
2013	35,170,710	2,124,971	457,998	2,582,969	13.62	1,434,618	830,510	477,712	1,308,222	1.10		
2014	37,838,169	2,235,000	351,750	2,586,750	14.63	1,430,871	856,150	443,330	1,299,480	1.10		
2015*	41,852,127	2,345,000	240,000	2,585,000	16.19	1,248,585	896,820	400,926	1,297,746	0.96		

* Sales Tax Revenue Bonds were paid off in June 2015.

Source: Butler County Auditor

Butler County, Ohio
Demographic and Economic Statistics
Last Ten Years

Year	Population (1)	Total Personal Income	Per Capita Personal Income (3)	Unemployment Rate (2)
2006	353,888	\$ 12,179,055,520	\$ 34,415	5.6%
2007	358,116	12,760,389,312	35,632	5.1%
2008	360,775	13,219,878,325	36,643	5.9%
2009	363,184	12,903,927,520	35,530	9.4%
2010	368,130	13,391,465,010	36,377	9.3%
2011	369,999	14,358,551,193	38,807	8.6%
2012	370,589	14,945,483,781	40,329	7.1%
2013	371,272	15,128,962,728	40,749	6.9%
2014	374,158	15,802,937,288	42,236	5.4%
2015*	376,353	15,895,645,308	42,236	4.6%

Note 1: Bureau of Economic Analysis. The 2006 to 2009 and 2011 through 2014 population is estimated.

US Census data was used for the 2010 population numbers.

Note 2: Data came from the US Department of Labor.

Note 3: (-) Bureau of Economic Analysis: the bureau used census midyear population estimates.

*** 2015 completed information was not available for population and per capita personal income. The 07/01/15 populations numbers were used from the US Census Bureau and the 2014 data was used for the per capita personal income.**

**Butler County, Ohio
Principal Employers
2015 and 2007**

Employer	Nature of Business	2015		
		Number of Employees	Rank	Percentage of Total Employment
Miami University	Education	3,282	1	2.60 %
Cincinnati Financial Corp.	Financial	3,280	2	2.60
AK Steel	Steel Manufacturing	2,412	3	1.91
GE Aviation	Aerospace	2,000	4	1.59
Lakota Local School District	Education	1,827	5	1.45
Butler County Government	Government	1,700	6	1.35
Mercy Regional Hospital	Health Care	1,210	7	0.96
Ohio Casualty Insurance Group	Insurance	1,209	8	0.96
Hamilton City Schools	Education	1,150	9	0.91
Ft. Hamilton Hospital	Health Care	1,017	10	0.81
Total		<u>19,087</u>		<u>15.14</u> %
Total Employment within the County		<u>126,095</u>		

Employer	Nature of Business	2007		
		Number of Employees	Rank	Percentage of Total Employment
Miami University	Education	4,250	1	2.13
AK Steel	Steel Manufacturing	3,100	2	1.55
Butler County	Government	2,655	3	1.33
Cincinnati Insurance	Insurance	2,600	4	1.30
Fort Hamilton Hospital	Health Care	2,000	5	1.00
Middletown Regional Hospital	Health Care	1,800	6	0.90
Mercy Regional Hospital	Health Care	1,601	7	0.80
Lakota School District	Education	1,600	8	0.80
Ohio Casulty Insurance	Insurance	1,340	9	0.67
Hamilton City Schools	Education	1,150	10	0.58
Total		<u>22,096</u>		<u>11.06</u> %
Total Employment within the County		<u>200,000</u>		

**Source: Census Bureau
Butler County Department of Development as of 12/31/15**

Butler County, Ohio
County Government Employees by Function/Activity
Last Ten Years

	2006	2007	2008	2009	2010	2011	2012	2013	2014***	2015***
General Government										
Legislative and Executive										
Auditor	28	27	22	22	22	17	19	19	15	14
Auditor Bureau of Motor Vehicles	11	9	8	-	-	-	-	-	-	-
Auditor Elected Official	1	1	1	1	1	1	1	1	1	1
Auditor Information Services	21	21	1	1	1	1	1	1	1	1
Auditor Real Estate	35	38	39	33	30	24	28	30	27	23
Board of Elections	44	57	97	85	91	109	116	110	28	28
* Board of Elections Election Pay	-	-	-	1,735	2,672	3,071	4,121	4,482	1,550	1,301
Commissioners	8	9	8	6	7	8	8	14	12	12
Commissioners Criminal Justice Board	1	1	-	-	-	-	-	-	-	-
Commissioners Department of Development	26	25	23	16	12	11	11	12	13	11
Commissioners Dog and Kennel	4	5	5	5	5	4	4	4	-	-
Commissioners Entitlement	5	5	6	6	6	7	6	4	3	4
Commissioners Information Services	-	-	25	23	19	19	19	18	17	21
Commissioners Mail Room	3	3	3	2	2	2	2	2	2	2
Commissioners Maintenance	6	6	7	6	4	5	5	4	4	5
Commissioners Central Human Resources	-	-	-	-	-	-	-	-	3	3
Commissioners Parking Garage	3	3	3	3	3	3	2	2	3	3
Commissioners Records Center	12	12	9	4	3	4	3	3	4	4
Commissioners Tax Abatement	1	1	1	-	-	-	-	-	-	-
Commissioners Elected Officials	3	3	3	3	3	3	3	3	3	3
Law Library	2	2	2	2	4	4	3	3	3	3
Microfilm Board	-	-	-	-	-	-	-	-	-	3
Prosecuting Attorney	52	52	55	54	51	53	52	51	51	49
Prosecuting Attorney CSEA	4	4	5	4	4	3	4	4	5	3
Prosecuting Attorney Domestic Violence	1	1	1	1	-	-	-	-	-	-
Prosecuting Attorney DTAC	6	6	6	7	6	7	6	3	3	3
Prosecuting Attorney Elected Official	1	1	1	1	1	1	1	1	1	1
Public Defender					6	38	42	42	39	38
Recorder	17	17	17	17	14	13	13	13	12	12
Recorder Elected Official	1	1	1	1	1	1	1	1	1	1
Treasurer	18	16	17	11	11	10	10	10	6	8
Treasurer DTAC	4	5	4	8	8	8	8	7	6	6
Treasurer Elected Official	1	1	1	1	1	1	1	1	1	1
Treasurer PPTax Collector	2	2	1	1	-	-	-	-	-	-
Treasurer Prepayment Interest	3	1	1	1	-	-	2	-	3	-
Judicial										
Area Courts	24	26	26	27	16	20	14	15	15	16
Area Courts Elected Official	3	3	4	4	4	3	3	3	3	3
Area Courts Special Projects	20	23	21	21	20	18	18	19	18	14
Clerk of Courts	50	46	43	39	36	41	36	35	33	31
Clerk of Courts Elected Official	1	1	1	1	1	1	1	1	1	1
Clerk of Courts Title	31	36	38	43	43	30	31	31	27	30
Common Pleas Court	29	29	31	31	29	30	25	23	18	23
Common Pleas Drug Court	8	8	8	7	7	6	6	6	6	6
Common Pleas Elected Official	6	7	7	7	7	7	7	7	7	7
Common Pleas General Division Special Projects	7	8	8	8	8	7	9	9	7	6
Common Pleas Jury Commission	2	2	2	2	2	2	2	2	2	2
Domestic Relations Court	29	29	32	27	24	22	21	25	22	21
Domestic Relations Elected Official	2	2	2	2	2	3	1	2	2	2
Domestic Relations Special Projects	1	-	-	-	-	-	-	-	-	1
Juvenile Court	52	53	59	53	47	46	46	44	42	41
Juvenile Court Driver Improvement	1	1	-	-	-	-	-	-	-	-
Juvenile Court Elected Official	2	2	2	2	2	3	2	2	2	2
Juvenile Court Special Projects	-	1	2	2	2	2	2	3	3	2
Juvenile Detention	51	52	54	45	37	39	39	41	43	35
Juvenile Family Drug Court	1	2	-	-	-	-	-	-	-	-
Juvenile Reclaim Grant	26	26	26	21	22	24	23	22	24	24
Juvenile Rehab	47	49	46	41	38	39	39	40	26	33
Juvenile Subsidy Grant	8	9	9	8	-	-	-	-	-	-
Municipal Court	32	36	39	39	40	42	41	20	12	11
Municipal Court Criminal Prosecutors	1	1	1	1	-	-	-	-	-	-
Municipal Court Elected Official	5	5	5	5	5	4	4	3	3	3
Probate Court	18	17	17	14	15	14	15	14	17	18
Probate Court Computer Fees	2	2	2	2	1	1	1	1	1	1
Probate Court Elected Official	1	1	1	1	1	1	1	1	1	1

(Continued)

Butler County, Ohio
County Government Employees by Function/Activity
Last Ten Years
(Continued)

	2006	2007	2008	2009	2010	2011	2012	2013	2014***	2015***
Public Safety										
Adult Probation	35	34	33	34	32	32	38	38	37	39
Adult Probation Grants	11	12	11	10	15	13	13	14	13	10
Adult Probation Services	1	4	8	8	5	4	4	4	7	9
Auditor Dog and Kennel	2	2	2	1	1	1	1	1	1	1
Coroner	9	7	8	13	11	9	10	10	8	8
Coroner Elected Official	1	1	1	1	1	1	1	1	1	1
Coroner Lab and Morgue	2	2	2	2	1	1	1	1	-	-
Sheriff	288	336	337	320	268	326	317	334	359	380
Sheriff Elected Official	1	1	1	1	1	1	1	1	1	1
Sheriff Paramedic	35	35	37	34	34	37	39	26	21	16
Sheriff Resolutions	-	-	-	-	-	-	-	-	-	-
Sheriff Dog and Kennel	-	-	-	-	-	-	-	-	3	4
Public Works										
Commissioners Regional Airport	1	1	1	1	1	1	1	1	1	1
Engineers	89	87	91	87	97	90	95	94	71	71
Engineers Elected Official	1	1	1	1	1	1	1	1	1	1
Engineers Plat Room	3	3	3	3	3	3	3	3	3	2
Water And Sewer	157	156	144	131	114	126	101	97	96	95
Health										
Alcohol and Drug Addiction	5	6	6	5	7	8	7	6	5	-
Board of Developmental Disabilities	302	297	256	243	233	242	221	227	198	191
Mental Health Board	8	10	10	10	8	9	8	8	8	-
Mental Health and Addiction Recovery Services Board	-	-	-	-	-	-	-	-	-	12
Human Services										
Child Support Enforcement Agency	84	89	83	81	75	67	62	66	69	69
County Care Facility	180	179	173	172	172	161	170	157	126	112
Job and Family Services/Children Services Agency	388	400	370	344	326	274	244	262	249	265
Job and Family Services SYEP	-	-	-	8	-	-	-	1	-	-
Prosecuting Attorney VOCA	3	3	3	3	3	3	3	3	3	3
Sheriff VOCA	1	1	1	3	2	2	1	2	1	1
Sheriffs Victim Assistance Program	1	1	1	1	1	1	1	1	1	1
Veteran Services	10	10	10	10	10	11	10	12	10	11
Veteran Services Commissioners	5	4	5	5	5	5	5	5	5	5
Internal Service										
Commissioners Workers Compensation	5	4	4	3	3	3	3	4	3	3
Commissioners Health Insurance - Wellness	-	-	-	-	-	-	-	-	1	1
Auditor Health Insurance	1	1	1	1	1	1	1	1	1	1
Agency										
** Court of Appeals - 12th District	22	22	26	25	25	24	24	24	-	-
Emergency Management	4	3	4	4	5	5	5	5	5	3
Health Department	38	37	35	60	66	67	67	75	36	37
Metro Parks	27	29	42	36	34	52	53	57	68	71
Regional Transit Authority	13	12	17	-	-	-	-	-	-	-
Soil and Water Conservation	6	6	7	7	3	4	4	4	4	4
Total	2,536	2,621	2,597	4,182	4,963	5,403	6,378	6,762	3,570	3,327

* Board of Elections Election Pay individuals began being treated as employees in 2009.
 Not included in employment numbers for Principal Employers

** Court of Appeals - 12th District employees are employees paid by the State and not by Butler County beginning in 2014.

*** Beginning in 2014, employee counts are based on the last payroll of the year, plus board of elections pollworkers.

NOTE: This report counts employees not positions. Large fluctuations are often a result of employee turnover, part time and intermittent employees

Source: Butler County Auditor

Butler County, Ohio
Operating Indicators by Function/Program
Last Ten Years

	2006	2007	2008	2009	2010	2011	2012	2013	2014	2015
General Government										
Legislative and Executive										
Commissioners										
Number of resolutions	2,415	2,377	2,361	2,250	1,942	6,257	7,154	5,610	5,536	5,168
Number of meetings	59	56	61	73	68	75	59	60	59	60
Auditor										
Number of exempt conveyances	5,618	5,261	5,128	4,885	4,622	4,525	4,798	5,303	5,045	5,038
Number of real estate transfers	10,284	8,497	6,525	6,181	5,678	5,708	6,694	7,824	7,219	7,760
Number of parcels billed	-	147,558	148,658	156,579	156,951	150,361	150,306	150,480	150,480	151,098
Number of vendor invoices processed	-	-	-	-	-	-	-	-	61,692	67,454
Number of appropriation checks issued	73,636	75,060	75,873	69,643	61,656	56,240	48,394	58,636	37,250	33,162
Number of electronic vendor payments issued	-	-	-	-	-	-	-	-	4,909	9,975
Number of payroll checks issued	15,953	12,693	15,702	13,051	11,050	8,410	6,130	1,341	2,185	952
Number of direct deposits issued	-	-	-	-	-	-	-	-	64,298	62,303
Number of purchase orders issued	30,129	31,355	30,304	22,927	20,914	20,067	17,888	17,180	11,052	8,966
BMV										
Number of tags issued	64,279	62,552	60,583	-	-	-	-	-	-	-
Treasurer										
Number of parcels collected	151,239	159,465	151,189	144,157	151,806	144,727	147,151	144,686	147,296	144,909
Prosecuting Attorney										
Number of cases - criminal	2,411	2,485	2,456	2,138	2,064	2,379	2,373	2,373*	2,144	2,117
Board of Elections										
Number of registered voters	232,187	238,219	262,380	236,598	240,541	227,868	239,993	232,711	236,500	233,421
Number of voters last general election	119,521	65,797	175,132	88,097	121,742	109,965	205,413	63,279	88,508	94,803
Percentage of register voters that voted	51.48	28.00	66.75	37.23	50.61	48	86	27	37.42	40.61
Recorder										
Number of deeds recorded	17,981	16,128	13,512	12,586	11,740	10,626	12,117	13,975	13,081	13,413
Number of mortgages recorded	27,392	21,965	15,827	18,425	16,459	13,914	17,010	16,359	11,333	12,550
Number of military discharges recorded	43	35	30	35	32	15	13	12	11	8
Community and Economic Development										
Number of projects	37	51	124	123	152	149	26	40	16	42
Number of jobs created	10	105	-	-	-	821	1,620	1,915	852	2,243
Judicial										
Common Pleas Court										
Number of civil cases filed	2,343	2,215	5,617	5,617	5,246	5,928	5,277	4,039	3,280	3,600
Number of criminal cases filed	4,787	5,022	2,244	2,137	2,064	2,451	2,054	2,069	1,966	1,908
Probate Court										
Number of civil cases filed	50	47	54	41	39	43	56	51	38	65
Juvenile Court										
Number of civil cases filed	3,819	3,591	2,623	2,806	2,640	2,401	-	-	3,082	1,643
Number of criminal cases filed	4,778	4,914	4,886	3,905	3,533	3,055	-	-	3,029	3,215
Number of adjudged delinquent cases filed	2,757	2,582	2,216	1,913	1,706	1,446	-	-	1,439	1,545
Area Courts										
Number of civil cases filed	2,985	3,284	3,558	3,267	3,795	3,351	4,233	2,644	2,870	2,712
Number of criminal cases filed	25,552	25,569	21,097	20,264	18,475	17,814	19,276	20,706	19,538	19,149
Number of small claims cases filed	488	423	311	360	386	290	281	298	332	519
Clerk of Courts										
Number of civil cases filed	4,782	5,022	5,617	5,708	5,246	4,558	4,586	3,557	3,281	2,976
Number of criminal cases filed	2,343	2,215	2,244	2,138	2,064	2,151	2,063	2,068	1,966	1,908
Domestic Relations										
Number of divorce cases files	1,567	1,559	1,547	1,516	1,515	1,449	1,416	1,301	1,286	1,093
Number of motions files	4,153	12,499	19,794	17,106	10,206	9,748	10,023	9,580	9,916	8,647
Number of protective orders	1,584	1,482	1,555	1,781	1,573	1,269	1,084	1,014	987	974

Butler County, Ohio
Operating Indicators by Function/Program
Last Ten Years
(Continued)

	2006	2007	2008	2009	2010	2011	2012	2013	2014	2015
Public Safety										
Sheriff										
Average daily jail census	974	1,056	1,045	956	921	890	854	820	818	786
Prisoners booked	14,948	16,145	15,801	13,513	13,973	13,642	12,805	13,995	13,020	12,967
Prisoners released	14,645	16,381	15,707	13,651	14,013	13,609	12,825	14,079	13,097	12,828
Out of county bed days used	-	4,320	3,564	4,254	23,105	8,035	2,575	4,843	4,993	2,424
Enforcement										
Number of incidents reported	7,593	9,464	9,524	7,986	5,888	6,961	7,195	7,195*	3,277	8,423
Number of citations issued	5,452	5,812	5,967	3,460	2,173	2,987	3,074	3,074*	2,995	1,019
Concealed Weapons Permit										
Number of permits issued	992	1,104	1,031	2,061	1,755	1,608	2,117	2,320	4,077	3,535
Adult Probation										
Offenders supervised	2,227	2,311	2,649	2,698	2,666	2,865	3,041	3,041*	3,302	3,309
Coroner										
Number of cases investigated	322	360	338	330	325	344	325	339	400	-
Number of autopsies performed	196	224	219	230	228	207	168	222	220	-
Public Works										
Engineer										
Miles of roads resurfaced	33	11	9	29	14	17	19	62	13	53
Number of bridges replaced/improved	4	28	10	4	7	8	10	3	3	8
Number of culverts built/replaced/improved	16	19	13	22	22	16	11	22	24	15
Building Department										
Number of permits issued	3,627	4,176	3,820	3,325	3,182	3,241	3,685	3,644	3,929	4,843
Number of inspections performed	25,127	19,302	15,642	11,292	10,237	10,245	10,539	11,672	13,176	15,199
Sewer District										
Average daily sewage treated	18	17	18	17	18	22	18	19	19	19
Number of tap-ins	1,443	1,055	535	518	378	383	432	542	592	576
Number of customers	41,448	40,444	41,573	42,338	42,720	43,272	42,773	43,659	44,158	38,137
Water District										
Average daily water distributed	12	13	13	12	13	12	13	13	13	13
Average daily water billed	58,529	69,388	63,914	57,296	57,707	57,777	-	10,182	10,171	10,486
Number of tap-ins	970	632	357	287	256	383	286	384	445	372
Number of customers	36,259	36,244	36,967	37,294	37,576	37,719	37,942	38,842	38,759	39,231
Health										
MHARS (*)										
Average Client Count	1,352	2,168	1,204	1,270	1,290	1,207	1,197	902	1,140	-
Tx Episodes	2,238	2,235	1,804	1,651	1,699	1,690	1,308	1,017	1,120	-
Average client count - intensive	2,214	2,230	2,694	2,830	3,187	3,493	-	-	-	-
Average client count - non-intensive	896	1,328	2,394	2,227	2,498	2,619	-	-	-	-
Average client count - early intervention	2,161	2,471	2,502	2,600	2,929	3,291	-	-	-	-
BCDD										
Number of Children Served										
Early intervention program	750	870	1,026	1,099	1,100	1,100	1,077	767	1,009	921
Preschool	47	-	-	-	-	-	-	-	-	-
School age	617	400	446	440	483	464	372	514	514	977
Number of Adults Served										
Served directly	462	439	432	238	223	196	127	134	134	130
Served indirectly	218	274	270	290	326	364	457	440	457	1,344
Number Served in Residential										
Supported living services	7	10	4	1	-	-	-	-	8	12
Individual options waiver	233	247	268	295	311	302	318	342	342	380
Level one waiver	196	179	216	280	324	359	371	435	435	444
ICFIID	196	190	167	146	146	146	158	10	10	139
Member receiving support coordination services	1,028	1,030	1,004	1,005	1,096	1,085	1,161	1,432	1,432	1,947
Member receiving family support services	465	533	552	716	688	731	731	756	756	1,455

Butler County, Ohio
Operating Indicators by Function/Program
Last Ten Years
(Continued)

	2006	2007	2008	2009	2010	2011	2012	2013	2014	2015
Human Services										
Jobs and Family Services										
Average client count - food stamps	25,767	26,652	29,798	39,380	46,176	48,758	48,346	50,603	47,781	45,473
Average client count - Medicaid	89,851	42,851	45,015	50,013	54,858	56,582	61,944	66,092	76,321	85,288
Average client count - day care	1,607	1,779	1,926	2,112	2,313	2,476	1,943	2,371	2,542	2,439
Average client count - WIA	413	434	567	712	652	937	634	326	326	-
Average client count - job placement	-	-	-	276	132	32	236	344	344	-
Children's Services										
Average client count - foster care	388	355	359	324	346	331	369	369*	455	-
Average client count - adoption	40	36	39	51	52	98	48	48*	56	-
Child Support Enforcement Agency										
Average number of active support orders	20,950	17,974	17,710	19,199	19,168	19,782	19,389	19,072	18,962	18,726
Percentage collected	71.3%	71.3%	69.9%	69.0%	68.0%	69.25%	70.29%	70.20%	69.77%	73.20%
Veteran Services										
Number of veterans and/or dependents served	12,195	10,508	17,568	15,877	13,327	11,002	10,611	5,353	5,729	5,792
Amount of benefits paid to county veterans	631,546	616,469	824,332	869,962	711,824	581,882	473,448	473,448	839,686	810,734

Note: (-) Information not available.

(*) Alcohol & Drug Addiction Services and Mental Health Boards merged into one agency (MHARS) in July 2015

Source: Butler County Auditor

Butler County, Ohio
Capital Asset Statistics by Function/Activity
Last Nine Years

	2007	2008	2009	2010	2011	2012	2013	2014	2015
General Government									
Legislative and Executive									
Commissioners									
Administrative office space (sq. ft.)	9,480	9,480	9,480	9,480	9,480	9,480	9,480*	9,480	9,480
Information Services								4,824	4,824
Auditor									
Administrative office space	16,072	16,072	16,072	16,072	16,072	16,072	16,072	16,072	16,072
Treasurer									
Administrative office space	5,096	5,096	5,096	5,096	5,096	5,096	5,096	5,096	5,096
Prosecuting Attorney									
Administrative office space	16,320	16,320	16,320	16,320	16,320	16,320	16,320*	3,498	3,498
Board of Elections									
Administrative office space	9,304	27,241	27,241	27,241	27,241	27,241	27,241	27,241	27,241
Voting machines	1,599	1,668	1,668	1,668	1,688	1,688	1,688*	1,688*	1,563
E-Poll books	-	-	-	-	-	-	-	-	400
Recorder									
Administrative office space	8,728	8,728	8,728	8,728	8,728	8,728	8,728	8,728	8,728
Buildings and Grounds									
Administrative office space	600	600	600	600	600	600	600*	600	600
Judicial									
Number of court rooms									
Probate Court	7	7	7	7	7	7	7*	7	7
Juvenile Court	2	2	2	2	2	2	2*	2	2
Number of court rooms									
Juvenile Court	7	7	7	7	8	8	8*	8	8
Clerk of Courts									
Administrative office space	11,016	11,016	11,016	11,016	11,016	11,016	11,016*	11,016	11,016
Domestic Relations									
Administrative office space	24,128	24,128	24,128	24,128	24,128	24,128	24,128*	24,128	24,128
Public Works									
Engineer									
Centerline miles of roads	268	275	275	267	267	267	267*	268	267
Number of bridges	376	395	396	401	399	399	399*	404	404
Number of culverts	1,072	1,062	1,061	1,024	1,023	1,023	1,023*	1,025	1,025
Number of traffic signs	7,513	7,697	7,607	7,601	7,530	7,530	7,530*	7,530*	8,096
Building Department									
Administrative office space	2,344	2,344	2,344	2,344	2,344	2,344	2,344	2,344	2,344
Human Services									
Jobs and Family Services									
Administrative office space	32,640	32,640	32,640	32,640	32,640	32,640	32,640*	29,423	29,423
Child Support Enforcement Agency									
Administrative office space	16,320	16,320	16,320	16,320	16,320	16,320	16,320*	16,320	1,630
Veteran Services									
Administrative office space	3,136	3,136	3,136	3,136	3,136	3,136	3,136*	3,136	3,136
Enterprise									
Sewer District									
Number of treatment facilities	6	6	6	6	6	6	6	6	6
Number of pumping stations	34	34	30	30	30	30	30	30	30
Miles of sewer lines	720	731	733	725	739	739	739*	736	760
Water District									
Number of pumping stations	5	5	5	5	5	5	5	5	5
Miles of water lines	606	617	616	591	617	617	617*	626	639
Administrative office space	-	-	-	7,275	7,275	7,275	7,275	7,275	7,275
Public Safety									
Sheriff									
Administrative office space	-	-	-	8,500	8,500	8,500	8,500*	8,500	8,500
Coroner									
Administrative office space	2,550	2,550	2,550	2,550	2,550	2,550	2,550	2,550	2,550

Note: Information prior to 2006 not available.

(-) Information not available.

(*) 2012 data used

(**) 2014 data used

Source: Butler County Auditor

This page intentionally left blank.

BUTLER COUNTY, OHIO

SUPPLEMENTAL REPORT

FOR THE YEAR ENDED
DECEMBER 31, 2015

ROGER REYNOLDS, CPA, COUNTY AUDITOR

BUTLER COUNTY

TABLE OF CONTENTS

	<u>PAGES</u>
Schedule of Expenditures of Federal Awards.....	1 - 4
Independent Auditor’s Report on Internal Control Over Financial Reporting and on Compliance and Other Matters Required by <i>Government Auditing Standards</i>	5 - 6
Independent Auditor’s Report on Compliance With Requirements Applicable to Each Major Federal Program and on Internal Control Over Compliance Required by the <i>Uniform Guidance</i> and the Schedule of Expenditures of Federal Awards.....	7 - 8
Schedule of Findings 2 <i>CFR</i> § 200.515	9

**BUTLER COUNTY
SCHEDULE OF EXPENDITURES OF FEDERAL AWARDS
FOR THE YEAR ENDED DECEMBER 31, 2015**

Federal Grantor/ Pass Through Grantor Program Title	Pass Through/ Entity Number	Federal CFDA Number	Passed Through to Subrecipient	(A),(B) Cash Federal Disbursements
<u>U.S DEPARTMENT OF AGRICULTURE</u>				
<i>Passed Through Ohio Department of Education:</i>				
Child Nutrition Cluster:				
(C),(G)	School Breakfast Program	2015	10.553	\$ 52,390
(C),(G)	National School Lunch Program	2015	10.555	92,596
	Total Child Nutrition Cluster			<u>144,986</u>
<i>Passed Through Ohio Department of Jobs & Family Services:</i>				
	State Administrative Matching Grants for the Supplemental Nutrition Assistance Program	G-1415-11-5335 / G-1617-11-5490	10.561	1,338,578
	Total U.S. Department of Agriculture			<u>1,483,564</u>
<u>U.S. DEPARTMENT OF HOUSING AND URBAN DEVELOPMENT</u>				
(E),(L)	Community Development Block Grants/Entitlement Grants	B-13-UC-39-0008	14.218	206,999
(E),(J),(L)	Community Development Block Grants/Entitlement Grants	B-14-UC-39-0008	14.218	164,322
(E),(J),(L)	Community Development Block Grants/Entitlement Grants	B-15-UC-39-0008	14.218	71,232
	Total Community Development Block Grants/Entitlement Grants			<u>235,554</u> <u>1,233,521</u>
(E)	Shelter Plus Care	OH043015E071302	14.238	95,715
(E)	Shelter Plus Care	OH0431L5E071302	14.238	88,693
(E)	Shelter Plus Care	OH159L5E071301	14.238	128,440
(E)	Shelter Plus Care	OH0430L5E071403	14.238	36,444
(E)	Shelter Plus Care	OH0431L5E071403	14.238	38,424
	Total Shelter Plus Care			<u>387,716</u>
(E)	Home Investment Partnerships Program	M-13-DC-39-0222	14.239	38,628
(E),(J)	Home Investment Partnerships Program	M-14-DC-39-0222	14.239	136,564
(E)	Home Investment Partnerships Program	M-15-DC-39-0222	14.239	31,681
	Total Home Investment Partnerships Program			<u>136,564</u> <u>232,721</u>
	Total U.S. Department of Housing and Urban Development			<u>372,118</u> <u>1,853,958</u>
<u>U.S. DEPARTMENT OF JUSTICE</u>				
(E)	State Criminal Alien Assistance Program	2015-AP-BX-0034	16.606	111,606
(E)	Edward Byrne Memorial Justice Assistance Grant Program	2013-DJ-BX-0242	16.738	22,062
(E),(J)	Edward Byrne Memorial Justice Assistance Grant Program	2014-DJ-BX-0811	16.738	65,932
(E)	Edward Byrne Memorial Justice Assistance Grant Program	2014-JG-A01-6801	16.738	39,950
	Total Edward Byrne Memorial Justice Assistance Grant Program			<u>65,932</u> <u>148,975</u>
<i>Passed Through Ohio Office of Criminal Justice Services:</i>				
	Violence Against Women Formula Grants	2013-WF-VA5-8807	16.588	10,587
	Violence Against Women Formula Grants	2014-WF-VA5-8807	16.588	33,116
	Total Violence Against Women Formula Grants			<u>43,703</u>
<i>Passed Through Ohio Attorney General's Office:</i>				
(K)	Crime Victim Assistance	N/A	16.575	99,018
	Crime Victim Assistance	2015-VOCA-10200909	16.575	23,095
	Crime Victim Assistance	2015-VOCA-19810772	16.575	5,605
	Total Crime Victim Assistance			<u>127,718</u>
	Total U.S. Department of Justice			<u>65,932</u> <u>432,002</u>

(Continued)

BUTLER COUNTY
SCHEDULE OF EXPENDITURES OF FEDERAL AWARDS
FOR THE YEAR ENDED DECEMBER 31, 2015
(Continued)

Federal Grantor/ Pass Through Grantor Program Title	Pass Through/ Entity Number	Federal CFDA Number	Passed Through to Subrecipient	(A),(B) Cash Federal Disbursements
<u>U.S. DEPARTMENT OF LABOR</u>				
<i>Passed Through Ohio Department of Jobs & Family Services:</i>				
Workforce Investment Act Cluster:				
(F),(K)	Workforce Investment Act - Adult Program	N/A	17.258	974,530
(F),(K)	Workforce Investment Act - Adult Administrative	N/A	17.258	79,066
(F),(K)	Workforce Investment Act - Transitional Funds	N/A	17.258	2,463
	Total Workforce Investment Act - Adult Program			<u>1,056,059</u>
(F),(K)	Workforce Investment Act - Youth Activities	N/A	17.259	450,521
(F),(K)	Workforce Investment Act - Youth Administrative	N/A	17.259	55,344
	Total Workforce Investment Act - Youth Activities			<u>505,865</u>
(F),(K)	Workforce Investment Act - Dislocated Worker Formula Grants	N/A	17.278	506,083
(F),(K)	Workforce Investment Act - Dislocated Worker Formula Grants - Administrative	N/A	17.278	64,038
	Total Workforce Investment Act - Dislocated Workers Formula Grants			<u>570,121</u>
	Total Workforce Investment Act Cluster			<u>2,132,045</u>
	Total U.S. Department of Labor			<u>2,132,045</u>
<u>U.S. DEPARTMENT OF TRANSPORTATION / FEDERAL HIGHWAY ADMINISTRATION</u>				
<i>Passed Through Ohio Department of Transportation:</i>				
	Highway Planning and Construction	PID 91888	20.205	624,739
	Highway Planning and Construction	PID 98793	20.205	7,740
	Highway Planning and Construction	PID 97204	20.205	204,097
	Highway Planning and Construction	PID 93541	20.205	172,871
	Highway Planning and Construction	PID 84747	20.205	4,695
	Highway Planning and Construction	PID 98789	20.205	7,415
	Highway Planning and Construction	PID 98784	20.205	5,867
	Highway Planning and Construction	PID 96493	20.205	9,570
	Highway Planning and Construction	PID 87088	20.205	2,372,598
	Highway Planning and Construction	PID 89308	20.205	10,375
	Highway Planning and Construction	PID 96450	20.205	3,944
	Highway Planning and Construction	PID 89307	20.205	146,659
	Highway Planning and Construction	PID 94288	20.205	11,834
	Highway Planning and Construction	PID 98583	20.205	115,132
	Total Highway Planning and Construction			<u>3,697,536</u>
<i>Passed through the Ohio Department of Public Safety:</i>				
Highway Safety Cluster:				
(D)	State and Community Highway Safety	STEP-2015-9-00-00-00462-00	20.600	21,938
(D)	State and Community Highway Safety	STEP-2016-9-00-00-00462-00	20.600	11,109
(D)	National Priority Safety Programs	IDEP-2015-9-00-00-00399-00	20.616	31,991
(D)	National Priority Safety Programs	IDEP-2016-9-00-00-00389-00	20.616	13,404
	Total Highway Safety Cluster			<u>78,442</u>
	Total U.S. Department of Transportation / Federal Highway Administration			<u>3,775,978</u>
<u>U.S. DEPARTMENT OF TRANSPORTATION / FEDERAL AVIATION ADMINISTRATION</u>				
(E)	Airport Improvement Program	N/A	20.106	821,094
	Total U.S. Department of Transportation / Federal Aviation Administration			<u>821,094</u>
<u>U.S. DEPARTMENT OF EDUCATION</u>				
<i>Passed Through Ohio Rehabilitation Services Commission:</i>				
(K)	Rehabilitation Services_Vocational Rehabilitation Grants to States	N/A	84.126	47,798
	Total U.S. Department of Education			<u>47,798</u>

(Continued)

BUTLER COUNTY
SCHEDULE OF EXPENDITURES OF FEDERAL AWARDS
FOR THE YEAR ENDED DECEMBER 31, 2015
(Continued)

Federal Grantor/ Pass Through Grantor Program Title	Pass Through/ Entity Number	Federal CFDA Number	Passed Through to Subrecipient	(A),(B) Cash Federal Disbursements
<u>U.S. ELECTION ASSISTANCE COMMISSION</u>				
<i>Passed Through Ohio Secretary of State and Office:</i>				
(K) Help America Vote Act Requirements Payments	N/A	90.401		14,210
Total U.S. Election Assistance Commission				14,210
<u>U.S. DEPARTMENT OF HEALTH AND HUMAN SERVICES</u>				
(E) Drug-Free Communities Support Program Grants	N/A	93.276		152,365
<i>Passed Through Ohio Department of Mental Health:</i>				
(K) Projects for Assistance in Transition from Homelessness (PATH)	N/A	93.150		160,730
(K) Block Grants for Community Mental Health Services	N/A	93.958		297,437
<i>Passed Through Ohio Department of Alcohol and Drug Addiction Services:</i>				
(K) Block Grants for Prevention and Treatment of Substance Abuse	N/A	93.959		1,453,243
<i>Passed Through Ohio Department of Developmental Disabilities:</i>				
(K) Children's Health Insurance Program	N/A	93.767		604
<i>Passed Through Ohio Department of Jobs & Family Services:</i>				
Promoting Safe and Stable Families	G-1415-11-5335 / G-1617-11-5490	93.556		170,762
Temporary Assistance for Needy Families	G-1415-11-5335 / G-1617-11-5490	93.558		2,627,980
Child Support Enforcement	G-1415-11-5335 / G-1617-11-5490	93.563		2,413,731
Child Care and Development Block Grant	G-1415-11-5335 / G-1617-11-5490	93.575		326,124
Stephanie Tubbs Jones Child Welfare Services Program	G-1415-11-5335 / G-1617-11-5490	93.645		129,413
Foster Care_Title IV-E	G-1415-11-5335 / G-1617-11-5490	93.658		7,793,150
Adoption Assistance	G-1415-11-5335 / G-1617-11-5490	93.659		1,983,188
Social Services Block Grant	G-1415-11-5335 / G-1617-11-5490	93.667		2,557,880
(H),(K) Social Services Block Grant	N/A	93.667		353,146
(I),(K) Social Services Block Grant	N/A	93.667		207,658
Total Title XX Social Service Block Grant				3,118,684
Chaffee Foster Care Independence Program	G-1415-11-5335 / G-1617-11-5490	93.674		90,406
(I),(K) Medical Assistance Program	G-1415-11-5335 / G-1617-11-5490	93.778		2,499,153
Medical Assistance Program	N/A	93.778		778,234
Total Title XIX Medical Assistance Program				3,277,387
Total U.S. Department of Health and Human Services				23,995,204
Total Federal Financial Assistance			\$ 438,050	\$ 34,555,853

(Continued)

BUTLER COUNTY
SCHEDULE OF EXPENDITURES OF FEDERAL AWARDS
FOR THE YEAR ENDED DECEMBER 31, 2015
(Continued)

Notes to the Schedule of Expenditures of Federal Awards:

- (A) This schedule was prepared on the cash basis of accounting.
- (B) Certain federal programs require the County contribute non-federal funds (matching funds) to support the federally funded programs. The County has complied with the matching requirements. The expenditure of non-federal matching funds are not included on the schedule.
- (C) Included as part of the "Child Nutrition Cluster" in determining major programs.
- (D) Included as part of the "Highway Safety Cluster" in determining major programs.
- (E) Grant was received directly from the federal agency.
- (F) Included as part of the "Workforce Investment Act Cluster" in determining major programs.
- (G) Cash receipts from the U.S. Department of Agriculture are commingled with State grants. It is assumed federal monies are expended first.
- (H) This portion of the program was passed through the Ohio Department of Mental Health.
- (I) This portion of the program was passed through the Ohio Department of Developmental Disabilities.
- (J) The County passes certain federal awards received from various agencies to other governments or not-for-profit agencies (subrecipients). As Note A describes, the County reports expenditures of Federal awards to subrecipients when paid in cash. As a subrecipient, the County has certain compliance responsibilities, such as monitoring its subrecipients to help assure they use these subawards as authorized by laws, regulations, and the provisions of contracts or grant agreements, and that subrecipients achieve the award's performance goals.
- (K) Pass-through number was unable to be obtained for this grant.
- (L) The County has established a revolving loan program to provide low-interest loans to businesses that are creating jobs and meet the other program requirements. The Federal Department of Housing and Urban Development (HUD) grants money for these loans to the County passed through the Ohio Department of Development. The initial loan of this money is recorded as a disbursement on the accompanying Schedule of Expenditures of Federal Awards (the Schedule). Loans repaid, including interest, are used to make additional loans. Such subsequent loans are subject to certain compliance requirements imposed by HUD, but are not included as disbursements on the Schedule.

These loans are collateralized by mortgages on the property. At December 31, 2015, the gross amount of loans outstanding under this program was \$261,617.
- (M) CFR Section 200.414 of the Uniform Guidance allows a non-federal entity that has never received a negotiated indirect cost rate to charge a de minimis rate of 10% of modified total direct costs to indirect costs. The County has not elected to use the 10% de minimis indirect cost rate.



Julian & Grube, Inc.
Serving Ohio Local Governments

333 County Line Rd. West, Westerville, OH 43082 Phone: 614.846.1899 Fax: 614.846.2799

**Independent Auditor's Report on Internal Control over Financial Reporting and
on Compliance and Other Matters Required by *Government Auditing Standards***

Butler County
130 High Street
Hamilton, Ohio 45011

To the Board of County Commissioners:

We have audited, in accordance with auditing standards generally accepted in the United States and the Comptroller General of the United States' *Government Auditing Standards*, the financial statements of the governmental activities, the business-type activities, the aggregate discretely presented component units, each major fund, and the aggregate remaining fund information of Butler County, as of and for the year ended December 31, 2015, and the related notes to the financial statements, which collectively comprise Butler County's basic financial statements and have issued our report thereon dated June 29, 2016, except for the Butler County Port Authority, a discretely presented component unit of Butler County. Our report refers to other auditors. We conducted our audit in accordance with auditing standards generally accepted in the United States of America and the standards applicable to financial audits contained in the Comptroller General of the United States' *Government Auditing Standards*. This report does not include the results of the other auditors' testing of internal control over financial reporting or compliance and other matters that those auditors separately reported. Furthermore, we noted as discussed in Note 3, Butler County adopted Governmental Accounting Standards Board Statement No. 68, *Accounting and Financial Reporting for Pensions - an Amendment of GASB Statement No. 27* and No. 71, *Pension Transition for Contributions Made Subsequent to the Measurement Date - an Amendment of GASB Statement No. 68*. Also, as discussed in Note 3, the following additional restatements were made: the beginning fund balance within the other governmental funds and the Mental Health and Addition Recovery Services fund were restated due to the merging of the Mental Health and Alcohol and Drug addiction boards; and two additional discretely presented component units were included.

Internal Control Over Financial Reporting

As part of our financial statement audit, we considered Butler County's internal control over financial reporting (internal control) to determine the audit procedures appropriate in the circumstances to the extent necessary to support our opinions on the financial statements, but not to the extent necessary to opine on the effectiveness of Butler County's internal control. Accordingly, we have not opined on it.

A *deficiency in internal control* exists when the design or operation of a control does not allow management or employees, when performing their assigned functions, to prevent, or detect and timely correct misstatements. A *material weakness* is a deficiency, or combination of internal control deficiencies resulting in a reasonable possibility that internal control will not prevent or detect and timely correct a material misstatement of Butler County's financial statements. A *significant deficiency* is a deficiency, or a combination of deficiencies, in internal control that is less severe than a material weakness, yet important enough to merit attention by those charged with governance.

Our consideration of internal control was for the limited purpose described in the first paragraph of this section and was not designed to identify all internal control deficiencies that might be material weaknesses or significant deficiencies. Given these limitations, we did not identify any deficiencies in internal control that we consider material weaknesses. However, unidentified material weaknesses may exist.

Board of County Commissioners
Butler County

Compliance and Other Matters

As part of reasonably assuring whether Butler County's financial statements are free of material misstatement, we tested its compliance with certain provisions of laws, regulations, contracts, and grant agreements, noncompliance with which could directly and materially affect the determination of financial statement amounts. However, opining on compliance with those provisions was not an objective of our audit and accordingly, we do not express an opinion. The results of our tests disclosed no instances of noncompliance or other matters we must report under *Government Auditing Standards*.

Purpose of this Report

This report only describes the scope of our internal control and compliance testing and our testing results, and does not opine on the effectiveness of Butler County's internal control or on compliance. This report is an integral part of an audit performed under *Government Auditing Standards* in considering Butler County's internal control and compliance. Accordingly, this communication is not suitable for any other purpose.

A handwritten signature in cursive script that reads "Julian & Grube, Inc." The signature is written in black ink on a light-colored background.

Julian & Grube, Inc.
June 29, 2016



Julian & Grube, Inc.
Serving Ohio Local Governments

333 County Line Rd. West, Westerville, OH 43082 Phone: 614.846.1899 Fax: 614.846.2799

**Independent Auditor's Report on Compliance With Requirements Applicable
to Each Major Federal Program and on Internal Control Over Compliance
Required by the *Uniform Guidance* and the Schedule of Expenditures
of Federal Awards**

Butler County
130 High Street
Hamilton, Ohio 45011

To the Board of County Commissioners:

Report on Compliance for Each Major Federal Program

We have audited Butler County's compliance with the applicable requirements described in the U.S. Office of Management and Budget (OMB) *Compliance Supplement* that could directly and materially affect each of Butler County's major federal programs for the year ended December 31, 2015. The *Summary of Auditor's Results* in the accompanying schedule of findings identifies Butler County's major federal programs.

Management's Responsibility

Butler County's Management is responsible for complying with federal statutes, regulations, and the terms and conditions of its federal awards applicable to its federal programs.

Auditor's Responsibility

Our responsibility is to opine on Butler County's compliance for each of Butler County's major federal programs based on our audit of the applicable compliance requirements referred to above. Our compliance audit followed auditing standards generally accepted in the United States of America; the standards for financial audits included in the Comptroller General of the United States' *Government Auditing Standards*; and the audit requirements of Title 2 U.S. *Code of Federal Regulations* Part 200, *Uniform Administrative Requirements, Cost Principles, and Audit Requirements for Federal Awards* (Uniform Guidance). These standards and the Uniform Guidance require us to plan and perform the audit to reasonably assure whether noncompliance with the applicable compliance requirements referred to above that could directly and materially affect a major federal program occurred. An audit includes examining, on a test basis, evidence about Butler County's compliance with those requirements and performing such other procedures as we considered necessary in the circumstances.

We believe our audit provides a reasonable basis for our compliance opinion on each of Butler County's major programs. However, our audit does not provide a legal determination of Butler County's compliance.

Opinion on Each Major Federal Program

In our opinion, Butler County complied, in all material respects with the compliance requirements referred to above that could directly and materially affect each of its major federal programs for the year ended December 31, 2015.

Board of County Commissioners
Butler County

Report on Internal Control Over Compliance

Butler County's management is responsible for establishing and maintaining effective internal control over compliance with the applicable compliance requirements referred to above. In planning and performing our compliance audit, we considered Butler County's internal control over compliance with the applicable requirements that could directly and materially affect a major federal program, to determine our auditing procedures appropriate for opining on each major federal program's compliance and to test and report on internal control over compliance in accordance with the Uniform Guidance, but not to the extent needed to opine on the effectiveness of internal control over compliance. Accordingly, we have not opined on the effectiveness of Butler County's internal control over compliance.

A deficiency in internal control over compliance exists when the design or operation of a control over compliance does not allow management or employees, when performing their assigned functions, to prevent, or to timely detect and correct, noncompliance with a federal program's applicable compliance requirement. *A material weakness in internal control over compliance* is a deficiency, or combination of deficiencies, in internal control over compliance, such that there is a reasonable possibility that material noncompliance with a federal program compliance requirement will not be prevented, or timely detected and corrected. *A significant deficiency in internal control over compliance* is a deficiency, or a combination of deficiencies, in internal control over compliance with federal program's applicable compliance requirement that is less severe than a material weakness in internal control over compliance, yet important enough to merit attention by those charged with governance.

Our consideration of internal control over compliance was for the limited purpose described in the first paragraph of this section and would not necessarily identify all deficiencies in internal control over compliance that might be material weaknesses or significant deficiencies. We did not identify any deficiencies in internal control over compliance that we consider to be material weaknesses. However, material weaknesses may exist that have not been identified.

This report only describes the scope of our internal control over compliance tests and the results of this testing based on Uniform Guidance requirements. Accordingly, this report is not suitable for any other purpose.

Report on Schedule of Expenditures of Federal Awards Required by the Uniform Guidance

We have also audited the financial statements of the governmental activities, the business-type activities, the aggregate discretely-presented component units, each major fund and the aggregate remaining fund information of Butler County as of and for the year ended December 31, 2015, and the related notes to the financial statements, which collectively comprise Butler County's basic financial statements. We issued our unmodified report thereon dated June 29, 2016, except for the Butler County Port Authority, a discretely presented component unit of Butler County. Our opinion also explained that the Butler County Port Authority was audited by other auditors. Furthermore, our opinion explained, as discussed in Note 3, Butler County adopted Governmental Accounting Standards Board Statement No. 68, *Accounting and Financial Reporting for Pensions – an amendment of GASB Statement No. 27* and No. 71, *Pension Transition for Contributions Made Subsequent to the Measurement Date*, an amendment of GASB Statement No. 68. We conducted our audit to opine on Butler County's basic financial statements as a whole. The accompanying schedule of expenditures of federal awards presents additional analysis required by the Uniform Guidance and is not a required part of the basic financial statements. The schedule is management's responsibility, and was derived from and relates directly to the underlying accounting and other records management used to prepare the basic financial statements. We subjected this schedule to the auditing procedures we applied to the basic financial statements. We also applied certain additional procedures, including comparing and reconciling this schedule directly to the underlying accounting and other records used to prepare the basic financial statements or to the basic financial statements themselves, and other additional procedures in accordance with auditing standards generally accepted in the United States of America. In our opinion, this schedule is fairly stated, in all material respects, in relation to the basic financial statements taken as a whole.



Julian & Grube, Inc.
June 29, 2016

BUTLER COUNTY
SCHEDULE OF FINDINGS
2 CFR § 200.515
DECEMBER 31, 2015

1. SUMMARY OF AUDITORS' RESULTS		
<i>(d)(1)(i)</i>	<i>Type of Financial Statement Opinion</i>	Unmodified
<i>(d)(1)(ii)</i>	<i>Were there any material control weaknesses reported at the financial statement level (GAGAS)?</i>	No
<i>(d)(1)(ii)</i>	<i>Were there any significant deficiencies in internal control reported at the financial statement level (GAGAS)?</i>	No
<i>(d)(1)(iii)</i>	<i>Was there any reported material noncompliance at the financial statement level (GAGAS)?</i>	No
<i>(d)(1)(iv)</i>	<i>Were there any material internal control weaknesses reported for major federal programs?</i>	No
<i>(d)(1)(iv)</i>	<i>Were there any significant deficiencies in internal control reported for major federal programs?</i>	No
<i>(d)(1)(v)</i>	<i>Type of Major Programs' Compliance Opinion</i>	Unmodified
<i>(d)(1)(vi)</i>	<i>Are there any reportable findings under 2 CFR § 200.516(a)?</i>	No
<i>(d)(1)(vii)</i>	<i>Major Programs:</i>	Community Develop Block Grants/Entitlement Grants: CFDA #14.218; Workforce Investment Act Cluster: CFDA #17.258, 17.259, 17.278; Foster Care Title IV-E: CFDA #93.658; Adoption Assistance: CFDA #93.659
<i>(d)(1)(viii)</i>	<i>Dollar Threshold: Type A/B Programs</i>	Type A: >\$1,036,676 Type B: all others
<i>(d)(1)(ix)</i>	<i>Low Risk Auditee under 2 CFR § 200.520?</i>	Yes

**2. FINDINGS RELATED TO THE BASIC FINANCIAL STATEMENTS
REQUIRED TO BE REPORTED IN ACCORDANCE WITH GAGAS**

None

3. FINDINGS FOR FEDERAL AWARDS AND QUESTIONED COSTS

None

This page intentionally left blank.



Dave Yost • Auditor of State

BUTLER COUNTY FINANCIAL CONDITION

BUTLER COUNTY

CLERK'S CERTIFICATION

This is a true and correct copy of the report which is required to be filed in the Office of the Auditor of State pursuant to Section 117.26, Revised Code, and which is filed in Columbus, Ohio.

Susan Babbitt

CLERK OF THE BUREAU

CERTIFIED
SEPTEMBER 13, 2016