

Dave Yost • Auditor of State

**BUCKEYE VALLEY LOCAL SCHOOL DISTRICT
DELAWARE COUNTY**

TABLE OF CONTENTS

TITLE	PAGE
Independent Auditor's Report	1
Management's Discussion and Analysis.....	5
Basic Financial Statements:	
Government-wide Financial Statements:	
Statement of Net Position	19
Statement of Activities	20
Fund Financial Statements:	
Balance Sheet	
Governmental Funds.....	21
Reconciliation of Total Governmental Fund Balances to Net Position of Governmental Activities.....	22
Statement of Revenues, Expenditures and Changes in Fund Balances Governmental Funds.....	23
Reconciliation of the Statement of Revenues, Expenditures and Changes in Fund Balances of Governmental Funds to the Statement of Activities.....	24
Statement of Revenues, Expenditures and Changes in Fund Balance - Budget and Actual (Non-GAAP Budgetary Basis) General Fund	25
Statement of Fiduciary Net Position Fiduciary Funds.....	26
Statement of Changes in Fiduciary Net Position Fiduciary Fund	27
Notes to the Basic Financial Statements	29
Schedules of Required Supplementary Information	68
Notes to Required Supplementary Information.....	76
Schedule of Federal Awards Receipts and Expenditures.....	77
Notes to the Schedule of Federal Awards Receipts and Expenditures	78
Independent Auditor's Report on Internal Control Over Financial Reporting and on Compliance and Other Matters Required by <i>Government Auditing Standards</i>	79
Independent Auditor's Report on Compliance with Requirements Applicable to Each Major Federal Program and on Internal Control Over Compliance Required by OMB Circular A-133.....	81
Schedule of Findings.....	83

THIS PAGE INTENTIONALLY LEFT BLANK



Dave Yost • Auditor of State

INDEPENDENT AUDITOR'S REPORT

Buckeye Valley Local School District
Delaware County
679 Coover Road
Delaware, Ohio 43015

To the Board of Education:

Report on the Financial Statements

We have audited the accompanying financial statements of the governmental activities, each major fund, and the aggregate remaining fund information of Buckeye Valley Local School District, Delaware County, Ohio (the District), as of and for the year ended June 30, 2015, and the related notes to the financial statements, which collectively comprise the District's basic financial statements as listed in the table of contents.

Management's Responsibility for the Financial Statements

Management is responsible for preparing and fairly presenting these financial statements in accordance with accounting principles generally accepted in the United States of America; this includes designing, implementing, and maintaining internal control relevant to preparing and fairly presenting financial statements that are free from material misstatement, whether due to fraud or error.

Auditor's Responsibility

Our responsibility is to opine on these financial statements based on our audit. We audited in accordance with auditing standards generally accepted in the United States of America and the financial audit standards in the Comptroller General of the United States' *Government Auditing Standards*. Those standards require us to plan and perform the audit to reasonably assure the financial statements are free from material misstatement.

An audit requires obtaining evidence about financial statement amounts and disclosures. The procedures selected depend on our judgment, including assessing the risks of material financial statement misstatement, whether due to fraud or error. In assessing those risks, we consider internal control relevant to the District's preparation and fair presentation of the financial statements in order to design audit procedures that are appropriate in the circumstances, but not to the extent needed to opine on the effectiveness of the District's internal control. Accordingly, we express no opinion. An audit also includes evaluating the appropriateness of management's accounting policies and the reasonableness of their significant accounting estimates, as well as our evaluation of the overall financial statement presentation.

We believe the audit evidence we obtained is sufficient and appropriate to support our audit opinions.

Opinion

In our opinion, the financial statements referred to above present fairly, in all material respects, the respective financial position of the governmental activities, each major fund, and the aggregate remaining fund information of Buckeye Valley Local School District, Delaware County, Ohio, as of June 30, 2015, and the respective changes in financial position and the budgetary comparison for the General Fund thereof for the year then ended in accordance with the accounting principles generally accepted in the United States of America.

Emphasis of Matter

As discussed in Note 3 to the financial statements, during the year ended June 30, 2015, the District adopted Governmental Accounting Standards Board (GASB) Statement No. 68, *Accounting and Financial Reporting for Pensions – an amendment of GASB Statement No. 27* and also GASB Statement No. 71, *Pension Transition for Contributions Made Subsequent to the Measurement Date*. We did not modify our opinion regarding this matter.

Other Matters

Required Supplementary Information

Accounting principles generally accepted in the United States of America require this presentation to include *Management's discussion and analysis*, and schedules of net pension liabilities and pension contributions listed in the table of contents, to supplement the basic financial statements. Although this information is not part of the basic financial statements, the Governmental Accounting Standards Board considers it essential for placing the basic financial statements in an appropriate operational, economic, or historical context. We applied certain limited procedures to the required supplementary information in accordance with auditing standards generally accepted in the United States of America, consisting of inquiries of management about the methods of preparing the information and comparing the information for consistency with management's responses to our inquiries, to the basic financial statements, and other knowledge we obtained during our audit of the basic financial statements. We do not opine or provide any assurance on the information because the limited procedures do not provide us with sufficient evidence to opine or provide any other assurance.

Supplementary and Other Information

Our audit was conducted to opine on the District's basic financial statements taken as a whole.

The Schedule of Federal Award Receipts and Expenditures presents additional analysis as required by the U.S. Office of Management and Budget Circular A-133, Audits of States, Local Governments, and Non-Profit Organizations and is also not a required part of the financial statements.

The schedule is management's responsibility, and derives from and relates directly to the underlying accounting and other records used to prepare the basic financial statements. We subjected this schedule to the auditing procedures we applied to the basic financial statements. We also applied certain additional procedures, including comparing and reconciling the schedule directly to the underlying accounting and other records used to prepare the basic financial statements or to the basic financial statements themselves in accordance with auditing standards generally accepted in the United States of America. In our opinion, this schedule is fairly stated in all material respects in relation to the basic financial statements taken as a whole.

Other Reporting Required by Government Auditing Standards

In accordance with *Government Auditing Standards*, we have also issued our report dated March 10, 2016, on our consideration of the District's internal control over financial reporting and our tests of its compliance with certain provisions of laws, regulations, contracts and grant agreements and other matters. That report describes the scope of our internal control testing over financial reporting and compliance, and the results of that testing, and does not opine on internal control over financial reporting or on compliance. That report is an integral part of an audit performed in accordance with *Government Auditing Standards* in considering the District's internal control over financial reporting and compliance.

A handwritten signature in black ink that reads "Dave Yost". The signature is written in a cursive style with a large, looping "D" and "Y".

Dave Yost
Auditor of State
Columbus, Ohio

March 10, 2016

THIS PAGE INTENTIONALLY LEFT BLANK

**BUCKEYE VALLEY LOCAL SCHOOL DISTRICT
DELAWARE COUNTY, OHIO**

**MANAGEMENT'S DISCUSSION AND ANALYSIS
FOR THE FISCAL YEAR ENDED JUNE 30, 2015
(UNAUDITED)**

The management's discussion and analysis of the Buckeye Valley Local School District's (the "District") financial performance provides an overall review of the District's financial activities for the fiscal year ended June 30, 2015. The intent of this discussion and analysis is to look at the District's financial performance as a whole; readers should also review the basic financial statements and the notes to the basic financial statements to enhance their understanding of the District's financial performance.

Financial Highlights

Key financial highlights for fiscal year 2015 are as follows:

- In total, net position of governmental activities increased \$2,954,336, which represents a 34.04% increase from fiscal year 2014.
- General revenues accounted for \$25,403,930 in revenue or 86.21% of total revenues. Program specific revenues in the form of charges for services and sales, and operating grants and contributions accounted for \$4,063,818 in revenue or 13.79% of total revenues of \$29,467,748.
- The District had \$26,513,412 in expenses related to governmental activities; \$4,063,818 of these expenses were offset by program specific charges for services and sales, and operating grants and contributions. General revenues supporting governmental activities (primarily taxes and unrestricted grants and entitlements) of \$25,403,930 were adequate to provide for these programs.
- The District's major governmental funds are the general fund and the debt service fund. The general fund had \$23,522,855 in revenues and \$22,200,281 in expenditures. During fiscal year 2015, the general fund's fund balance increased \$1,322,574 from \$8,208,470 to \$9,531,044.
- The debt service fund had \$6,129,948 in revenues and other financing sources and \$6,005,015 in expenditures and other financing uses. During fiscal year 2015, the debt service fund's fund balance increased \$124,933 from \$1,368,102 to \$1,493,035.

Using the Basic Financial Statements (BFS)

This annual report consists of a series of financial statements and notes to those statements. These statements are organized so the reader can understand the District as a financial whole, an entire operating entity. The statements then proceed to provide an increasingly detailed look at specific financial activities.

The statement of net position and statement of activities provide information about the activities of the whole District, presenting both an aggregate view of the District's finances and a longer-term view of those finances. Fund financial statements provide the next level of detail. For governmental funds, these statements tell how services were financed in the short-term as well as what remains for future spending. The fund financial statements also look at the District's most significant funds with all other nonmajor funds presented in total in one column. In the case of the District, the general fund and the debt service fund are by far the most significant funds, and the only governmental funds reported as major funds.

**BUCKEYE VALLEY LOCAL SCHOOL DISTRICT
DELAWARE COUNTY, OHIO**

MANAGEMENT'S DISCUSSION AND ANALYSIS
FOR THE FISCAL YEAR ENDED JUNE 30, 2015
(UNAUDITED)

Reporting the District as a Whole

Statement of Net Position and the Statement of Activities

While this document contains the large number of funds used by the District to provide programs and activities, the view of the District as a whole looks at all financial transactions and asks the question, "How did the District do financially during fiscal year 2015?" The statement of net position and the statement of activities answer this question. These statements include all assets, deferred outflows of resources, liabilities, deferred inflows of resources, revenues and expenses using the accrual basis of accounting similar to the accounting used by most private-sector companies. This basis of accounting will take into account all of the current year's revenues and expenses regardless of when cash is received or paid.

These two statements report the District's net position and changes in net position. This change in net position is important because it tells the reader that, for the District as a whole, the financial position of the District has improved or diminished. The causes of this change may be the result of many factors, some financial, some not. Non-financial factors include the District's property tax base, current property tax laws in Ohio restricting revenue growth, facility conditions, required educational programs and other factors.

In the statement of net position and the statement of activities, the governmental activities include the District's programs and services, including instruction, support services, operations and maintenance, pupil transportation, extracurricular activities, and food service operations.

The District's statement of net position and statement of activities can be found on pages 19 and 20 of this report.

Reporting the District's Most Significant Funds

Fund Financial Statements

The analysis of the District's major governmental funds begins on page 14. Fund financial reports provide detailed information about the District's major funds. The District uses many funds to account for a multitude of financial transactions. However, these fund financial statements focus on the District's most significant funds. The District's major governmental funds are the general fund and the debt service fund.

Governmental Funds

Most of the District's activities are reported in governmental funds, which focus on how money flows into and out of those funds and the balances left at year end available for spending in future periods. These funds are reported using an accounting method called modified accrual accounting, which measures cash and all other financial assets that can readily be converted to cash. The governmental fund financial statements provide a detailed short-term view of the District's general government operations and the basic services it provides. Governmental fund information helps you determine whether there are more or fewer financial resources that can be spent in the near future to finance educational programs. The relationship (or differences) between governmental activities (reported in the statement of net position and the statement of activities) and governmental funds is reconciled in the basic financial statements. The basic governmental fund financial statements can be found on pages 21-25 of this report.

**BUCKEYE VALLEY LOCAL SCHOOL DISTRICT
DELAWARE COUNTY, OHIO**

MANAGEMENT'S DISCUSSION AND ANALYSIS
FOR THE FISCAL YEAR ENDED JUNE 30, 2015
(UNAUDITED)

Reporting the District's Fiduciary Responsibilities

The District is the trustee, or fiduciary, for scholarship programs. This activity is presented as a private-purpose trust fund. The District also acts in a trustee capacity as an agent for individuals, private organizations, other governmental units, and/or other funds. These activities are reported in an agency fund. The District's fiduciary activities are reported in separate statements of fiduciary net position and changes in fiduciary net position on pages 26 and 27. These activities are excluded from the District's other financial statements because the assets cannot be utilized by the District to finance its operations.

Notes to the Basic Financial Statements

The notes to the basic financial statements provide additional information that is essential to a full understanding of the data provided in the government-wide and fund financial statements. These notes to the basic financial statements can be found on pages 29-67 of this report.

Required Supplementary Information

In addition to the basic financial statements and accompanying notes, this report also presents certain required supplementary information concerning the District's net pension liability. The required supplementary information can be found on pages 69-74 of this report.

The District as a Whole

The statement of net position provides the perspective of the District as a whole.

The table on the following page provides a summary of the District's net position at June 30, 2015 and June 30, 2014. The net position at June 30, 2014 has been restated as described in Note 3.A.

**BUCKEYE VALLEY LOCAL SCHOOL DISTRICT
DELAWARE COUNTY, OHIO**

MANAGEMENT'S DISCUSSION AND ANALYSIS
FOR THE FISCAL YEAR ENDED JUNE 30, 2015
(UNAUDITED)

	Net Position	
	Governmental	Restated
	Activities	Governmental
	<u>2015</u>	<u>2014</u>
<u>Assets</u>		
Current and other assets	\$ 26,306,974	\$ 23,357,328
Capital assets, net	<u>30,079,977</u>	<u>30,370,658</u>
Total assets	<u>56,386,951</u>	<u>53,727,986</u>
<u>Deferred outflows of resources</u>	<u>1,927,028</u>	<u>1,743,166</u>
<u>Liabilities</u>		
Current liabilities	3,038,636	2,380,692
Long-term liabilities:		
Due within one year	1,732,971	1,700,224
Due in more than one year:		
Net pension liability	25,056,517	29,773,050
Other amounts	<u>20,025,106</u>	<u>21,495,346</u>
Total liabilities	<u>49,853,230</u>	<u>55,349,312</u>
<u>Deferred inflows of resources</u>	<u>14,184,785</u>	<u>8,800,212</u>
<u>Net position</u>		
Net investment in capital assets	11,455,827	10,066,636
Restricted	779,592	987,773
Unrestricted (deficit)	<u>(17,959,455)</u>	<u>(19,732,781)</u>
Total net position (deficit)	<u>\$ (5,724,036)</u>	<u>\$ (8,678,372)</u>

During 2015, the District adopted GASB Statement 68, "Accounting and Financial Reporting for Pensions—an Amendment of GASB Statement 27," which significantly revises accounting for pension costs and liabilities. For reasons discussed below, many end users of this financial statement will gain a clearer understanding of the District's actual financial condition by adding deferred inflows related to pension and the net pension liability to the reported net position and subtracting deferred outflows related to pension.

Governmental Accounting Standards Board standards are national and apply to all government financial reports prepared in accordance with generally accepted accounting principles. When accounting for pension costs, GASB 27 focused on a funding approach. This approach limited pension costs to contributions annually required by law, which may or may not be sufficient to fully fund each plan's *net pension liability*. GASB 68 takes an earnings approach to pension accounting; however, the nature of Ohio's statewide pension systems and state law governing those systems requires additional explanation in order to properly understand the information presented in these statements.

**BUCKEYE VALLEY LOCAL SCHOOL DISTRICT
DELAWARE COUNTY, OHIO**

MANAGEMENT'S DISCUSSION AND ANALYSIS
FOR THE FISCAL YEAR ENDED JUNE 30, 2015
(UNAUDITED)

Under the new standards required by GASB 68, the net pension liability equals the District's proportionate share of each plan's collective:

1. Present value of estimated future pension benefits attributable to active and inactive employees' past service
- 2 Minus plan assets available to pay these benefits

GASB notes that pension obligations, whether funded or unfunded, are part of the "employment exchange" – that is, the employee is trading his or her labor in exchange for wages, benefits, and the promise of a future pension. GASB noted that the unfunded portion of this pension promise is a present obligation of the government, part of a bargained-for benefit to the employee, and should accordingly be reported by the government as a liability since they received the benefit of the exchange. However, the District is not responsible for certain key factors affecting the balance of this liability. In Ohio, the employee shares the obligation of funding pension benefits with the employer. Both employer and employee contribution rates are capped by State statute. A change in these caps requires action of both Houses of the General Assembly and approval of the Governor. Benefit provisions are also determined by State statute. The employee enters the employment exchange with the knowledge that the employer's promise is limited not by contract but by law. The employer enters the exchange also knowing that there is a specific, legal limit to its contribution to the pension system. In Ohio, there is no legal means to enforce the unfunded liability of the pension system *as against the public employer*. State law operates to mitigate/lessen the moral obligation of the public employer to the employee, because all parties enter the employment exchange with notice as to the law. The pension system is responsible for the administration of the plan.

Most long-term liabilities have set repayment schedules or, in the case of compensated absences (i.e. sick and vacation leave), are satisfied through paid time-off or termination payments. There is no repayment schedule for the net pension liability. As explained above, changes in pension benefits, contribution rates, and return on investments affect the balance of the net pension liability, but are outside the control of the local government. In the event that contributions, investment returns, and other changes are insufficient to keep up with required pension payments, State statute does not assign/identify the responsible party for the unfunded portion. Due to the unique nature of how the net pension liability is satisfied, this liability is separately identified within the long-term liability section of the statement of net position.

In accordance with GASB 68, the District's statements prepared on an accrual basis of accounting include an annual pension expense for their proportionate share of each plan's *change* in net pension liability not accounted for as deferred inflows/outflows.

As a result of implementing GASB 68, the District is reporting a net pension liability and deferred inflows/outflows of resources related to pension on the accrual basis of accounting. This implementation also had the effect of restating net position at June 30, 2014, from \$19,612,028 to a deficit of \$8,678,372.

Over time, net position can serve as a useful indicator of a government's financial position. At June 30, 2015, the District's net position was a deficit of \$5,724,036.

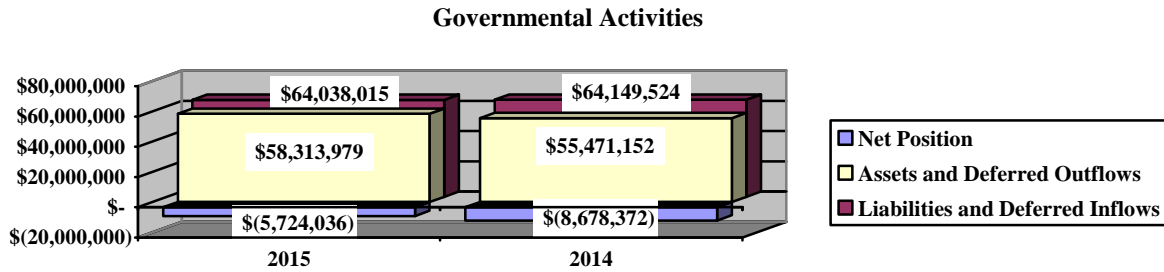
At fiscal year end, capital assets represented 53.35% of total assets. Capital assets include land, land improvements, buildings and improvements, furniture and equipment, vehicles, and infrastructure. The net investment in capital assets at June 30, 2015 was \$11,455,827. These capital assets are used to provide services to the students and are not available for future spending. Although the District's investment in capital assets is reported net of related debt, it should be noted that the resources to repay the debt must be provided from other sources, since capital assets may not be used to liquidate these liabilities.

A portion of the District's net position, \$779,592, represents resources that are subject to external restriction on how they may be used. The remaining balance of unrestricted net position is a deficit of \$17,959,455.

**BUCKEYE VALLEY LOCAL SCHOOL DISTRICT
DELAWARE COUNTY, OHIO**

MANAGEMENT'S DISCUSSION AND ANALYSIS
FOR THE FISCAL YEAR ENDED JUNE 30, 2015
(UNAUDITED)

The graph below illustrates the District's assets, deferred outflows of resources, liabilities, deferred inflows of resources, and net position at June 30, 2015 and June 30, 2014.



The table below shows the changes in net position for governmental activities for fiscal years 2015 and 2014.

Change in Net Position

	Governmental Activities <u>2015</u>	Governmental Activities <u>2014</u>
<u>Revenues</u>		
Program revenues:		
Charges for services and sales	\$ 1,844,090	\$ 1,824,428
Operating grants and contributions	2,219,728	1,333,833
General revenues:		
Property taxes	12,959,010	12,277,540
Income taxes	5,881,899	5,627,131
Grants and entitlements	6,415,935	6,227,716
Investment earnings	16,183	13,243
Miscellaneous	<u>130,903</u>	<u>343,197</u>
Total revenues	<u>29,467,748</u>	<u>27,647,088</u>

**BUCKEYE VALLEY LOCAL SCHOOL DISTRICT
DELAWARE COUNTY, OHIO**

MANAGEMENT'S DISCUSSION AND ANALYSIS
FOR THE FISCAL YEAR ENDED JUNE 30, 2015
(UNAUDITED)

Change in Net Position

	<u>Governmental Activities 2015</u>	<u>Governmental Activities 2014</u>
<u>Expenses</u>		
Program expenses:		
Instruction:		
Regular	\$ 12,050,325	\$ 11,535,031
Special	2,936,529	2,325,735
Vocational	217,054	246,109
Other	9,379	10,026
Support services:		
Pupil	1,349,571	1,125,137
Instructional staff	341,903	398,936
Board of education	178,924	171,091
Administration	1,981,359	1,909,879
Fiscal	615,052	600,534
Operations and maintenance	2,288,389	2,086,224
Pupil transportation	1,854,919	2,016,407
Central	166,056	127,832
Operation of non-instructional services:		
Food service operations	822,369	779,869
Other non-instructional services	22,979	30,716
Extracurricular activities	632,309	679,788
Interest and fiscal charges	<u>1,046,295</u>	<u>1,120,153</u>
Total expenses	<u>26,513,412</u>	<u>25,163,467</u>
Change in net position	2,954,336	2,483,621
Net position at beginning of year (deficit)	<u>(8,678,372)</u>	<u>N/A</u>
Net position at end of year (deficit)	<u><u>\$ (5,724,036)</u></u>	<u><u>\$ (8,678,372)</u></u>

Governmental Activities

The information necessary to restate the 2014 beginning balances and the 2014 pension expense amounts for the effects of the initial implementation of GASB 68 is not available. Therefore, 2014 functional expenses still include pension expense of \$1,482,650 computed under GASB 27. GASB 27 required recognizing pension expense equal to the contractually required contributions to the plan. Under GASB 68, pension expense represents additional amounts earned, adjusted by deferred inflows/outflows. The contractually required contribution is no longer a component of pension expense. Under GASB 68, the 2015 statements report pension expense of \$1,061,577.

**BUCKEYE VALLEY LOCAL SCHOOL DISTRICT
DELAWARE COUNTY, OHIO**

**MANAGEMENT'S DISCUSSION AND ANALYSIS
FOR THE FISCAL YEAR ENDED JUNE 30, 2015
(UNAUDITED)**

Consequently, in order to compare 2015 total program expenses to 2014, the following adjustments are needed:

Total 2015 program expenses under GASB 68	\$ 26,513,412
Pension expense under GASB 68	(1,061,577)
2015 contractually required contributions	<u>1,678,854</u>
Adjusted 2015 program expenses	27,130,689
Total 2014 program expenses under GASB 27	<u>25,163,467</u>
Increase in program expenses not related to pension	<u>\$ 1,967,222</u>

Net position of the District's governmental activities increased \$2,954,336. Total governmental expenses of \$26,513,412 were offset by program revenues of \$4,063,818 and general revenues of \$25,403,930. Program revenues supported 15.33% of the total governmental expenses.

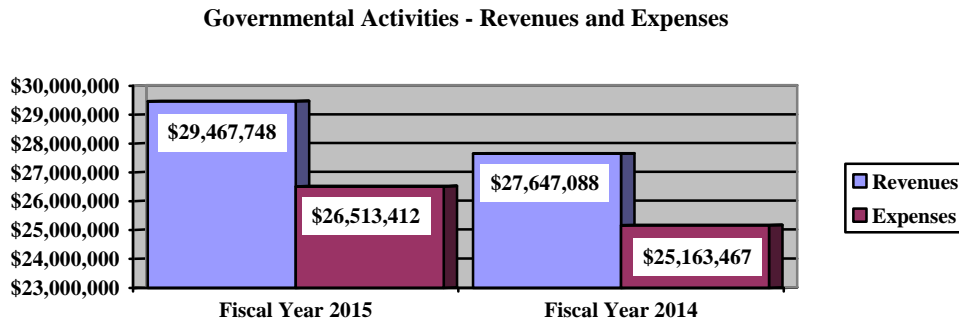
The primary sources of revenue for governmental activities are derived from property taxes, income taxes, and grants and entitlements. These revenue sources account for 85.71% of the total governmental revenues. The District participated in the Straight A grant program, which increased operating grants and instructional expenditures.

The largest expense of the District is for instructional programs. Instruction expenses totaled \$15,213,287 or 57.38% of the total governmental expenses for fiscal year 2015.

**BUCKEYE VALLEY LOCAL SCHOOL DISTRICT
DELAWARE COUNTY, OHIO**

MANAGEMENT'S DISCUSSION AND ANALYSIS
FOR THE FISCAL YEAR ENDED JUNE 30, 2015
(UNAUDITED)

The graph below presents the District's governmental activities revenues and expenses for fiscal years 2015 and 2014.



The statement of activities shows the cost of program services and the charges for services and grants offsetting those services. The following table shows, for governmental activities, the total cost of services and the net cost of services for fiscal years 2015 and 2014. That is, it identifies the cost of these services supported by tax revenues, unrestricted State grants and entitlements, and other general revenues of the District.

	Governmental Activities			
	Total Cost of Services <u>2015</u>	Net Cost of Services <u>2015</u>	Total Cost of Services <u>2014</u>	Net Cost of Services <u>2014</u>
Program expenses				
Instruction:				
Regular	\$ 12,050,325	\$ 10,446,671	\$ 11,535,031	\$ 10,715,187
Special	2,936,529	2,091,841	2,325,735	1,663,042
Vocational	217,054	109,651	246,109	105,340
Other	9,379	9,379	10,026	10,026
Support services:				
Pupil	1,349,571	1,051,084	1,125,137	854,354
Instructional staff	341,903	296,326	398,936	308,812
Board of education	178,924	178,924	171,091	171,091
Administration	1,981,359	1,976,807	1,909,879	1,893,441
Fiscal	615,052	615,052	600,534	600,534
Operations and maintenance	2,288,389	2,275,694	2,086,224	2,086,224
Pupil transportation	1,854,919	1,816,955	2,016,407	1,988,898
Central	166,056	166,056	127,832	127,832
Operation of non-instructional services:				
Food service operations	822,369	100,723	779,869	(22,388)
Other non-instructional services	22,979	11,615	30,716	22,693
Extracurricular activities	632,309	256,521	679,788	359,967
Interest and fiscal charges	<u>1,046,295</u>	<u>1,046,295</u>	<u>1,120,153</u>	<u>1,120,153</u>
Total	<u>\$ 26,513,412</u>	<u>\$ 22,449,594</u>	<u>\$ 25,163,467</u>	<u>\$ 22,005,206</u>

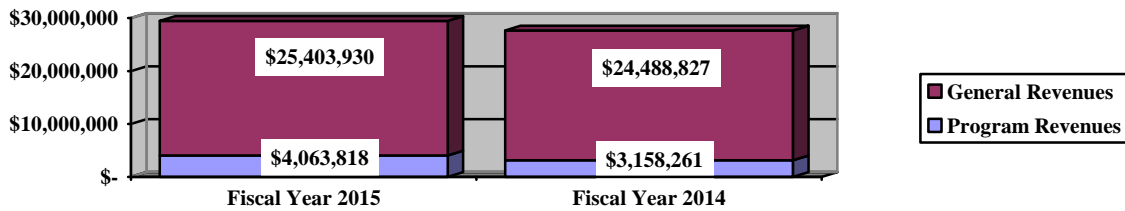
**BUCKEYE VALLEY LOCAL SCHOOL DISTRICT
DELAWARE COUNTY, OHIO**

MANAGEMENT'S DISCUSSION AND ANALYSIS
FOR THE FISCAL YEAR ENDED JUNE 30, 2015
(UNAUDITED)

The dependence upon taxes and other general revenues for governmental activities is apparent, as 83.20% of instruction activities are supported through taxes and other general revenues. For all governmental activities, general revenue support is 84.67%. The District's taxpayers and grants and entitlements from the State of Ohio, as a whole, are by far the primary support for the District's students.

The graph below presents the District's governmental activities revenue for fiscal years 2015 and 2014.

Governmental Activities - General and Program Revenues



The District's Funds

The District's governmental funds reported a combined fund balance of \$11,897,603, which is more than last year's total balance of \$11,054,811. The table below indicates the fund balance and the total change in fund balance as of June 30, 2015 and June 30, 2014.

	<u>Fund Balance</u> <u>June 30, 2015</u>	<u>Fund Balance</u> <u>June 30, 2014</u>	<u>Change</u>	<u>Percentage</u> <u>Change</u>
General fund	\$ 9,531,044	\$ 8,208,470	\$ 1,322,574	16.11 %
Debt service fund	1,493,035	1,368,102	124,933	9.13 %
Nonmajor governmental funds	<u>873,524</u>	<u>1,478,239</u>	<u>(604,715)</u>	(40.91) %
Total	<u>\$ 11,897,603</u>	<u>\$ 11,054,811</u>	<u>\$ 842,792</u>	7.62 %

General Fund

During fiscal year 2015, the District's general fund balance increased \$1,322,574.

**BUCKEYE VALLEY LOCAL SCHOOL DISTRICT
DELAWARE COUNTY, OHIO**

MANAGEMENT'S DISCUSSION AND ANALYSIS
FOR THE FISCAL YEAR ENDED JUNE 30, 2015
(UNAUDITED)

The table that follows assists in illustrating the financial activities of the general fund.

	<u>2015</u> <u>Amount</u>	<u>2014</u> <u>Amount</u>	<u>Increase/</u> <u>(Decrease)</u>	<u>Percentage</u> <u>Change</u>
<u>Revenues</u>				
Taxes	\$ 16,088,179	\$ 15,260,719	\$ 827,460	5.42 %
Tuition	902,647	800,339	102,308	12.78 %
Earnings on investments	14,467	11,029	3,438	31.17 %
Intergovernmental	6,134,322	6,162,811	(28,489)	(0.46) %
Other revenues	<u>383,240</u>	<u>546,968</u>	<u>(163,728)</u>	<u>(29.93) %</u>
Total	<u>\$ 23,522,855</u>	<u>\$ 22,781,866</u>	<u>\$ 740,989</u>	<u>3.25 %</u>
<u>Expenditures</u>				
Instruction	\$ 13,501,026	\$ 12,559,808	\$ 941,218	7.49 %
Support services	8,235,709	7,651,710	583,999	7.63 %
Operation of non-instructional	11,107	9,781	1,326	13.56 %
Extracurricular activities	325,082	408,666	(83,584)	(20.45) %
Capital outlay	-	612,262	(612,262)	100.00 %
Debt service	<u>127,357</u>	<u>81,046</u>	<u>46,311</u>	<u>57.14 %</u>
Total	<u>\$ 22,200,281</u>	<u>\$ 21,323,273</u>	<u>\$ 877,008</u>	<u>4.11 %</u>

Overall revenues of the general fund increased \$740,989 or 3.25%. The increase in tuition revenue was due to an increase in open enrollment. A portion of the increase in tax revenue was a result of a \$317,453 increase in tax advances available at June 30, 2015. Tax advances can fluctuate due to the timing of tax collections.

Overall expenditures of the general fund increased \$877,008 or 4.11%. Debt service expenditures increased in 2015 due to the inception of a new capital lease during fiscal year 2014. The capital outlay in fiscal year 2014 was related to the new lease. The increase in instruction expenditures was primarily a result of increases in wage and benefit costs.

Debt Service Fund

The debt service fund had \$6,129,948 in revenues and other financing sources and \$6,005,015 in expenditures and other financing uses. During fiscal year 2015, the debt service fund's fund balance increased \$124,933 from \$1,368,102 to \$1,493,035. The District issued refunding bonds during the year. This bond refunding will save the District \$383,338 over the life of the bonds.

**BUCKEYE VALLEY LOCAL SCHOOL DISTRICT
DELAWARE COUNTY, OHIO**

MANAGEMENT'S DISCUSSION AND ANALYSIS
FOR THE FISCAL YEAR ENDED JUNE 30, 2015
(UNAUDITED)

General Fund Budgeting Highlights

The District's budget is prepared according to Ohio law and is based on accounting for certain transactions on a basis of cash receipts, disbursements and encumbrances. The most significant budgeted fund is the general fund.

For the general fund, final budgeted revenues and other financing sources of \$19,076,298 matched exactly to the original budgeted amounts. Actual revenues and other financing sources of \$22,971,997 were \$3,895,699 more than final budgeted amounts. The District's original and final budgeted revenues were done conservatively and did not include all sources of revenue for the general fund.

General fund actual expenditures and other financing uses of \$22,210,043 were \$755,383 less than the final appropriations (appropriated expenditures plus other financing uses) of \$22,965,426. The District held off on major repairs until after a November 2015 levy. The final budgeted expenditures and other financing uses were \$1,354,500 more than the original budgeted expenditures and other financing uses of \$21,610,926. Due to increases in enrollment, the District had increased special education costs that were not in the original budget. Also, the District established a termination fund and transferred \$319,000 out of the general fund into the termination fund. This activity was not in the original budget. This fund is presented as part of the general fund on a GAAP basis, but not on budgetary basis.

Capital Assets and Debt Administration

Capital Assets

At the end of fiscal year 2015, the District had \$30,079,977 invested in land, land improvements, buildings and improvements, furniture and equipment, vehicles, and infrastructure. This entire amount is reported in governmental activities. The table that follows shows June 30, 2015 balances compared to June 30, 2014.

**Capital Assets at June 30
(Net of Depreciation)**

	Governmental Activities	
	2015	2014
Land	\$ 498,673	\$ 498,673
Land improvements	1,464,214	1,503,820
Buildings and improvements	25,756,167	25,998,120
Furniture and equipment	1,328,312	1,289,265
Vehicles	958,480	1,003,915
Infrastructure	74,131	76,865
Total	\$ 30,079,977	\$ 30,370,658

The decrease in capital assets of \$290,681 is attributable to depreciation expense of \$957,054 exceeding capital outlays of \$666,373 during fiscal year 2015.

See Note 9 to the basic financial statements for detail on the District's capital assets.

**BUCKEYE VALLEY LOCAL SCHOOL DISTRICT
DELAWARE COUNTY, OHIO**

MANAGEMENT'S DISCUSSION AND ANALYSIS
FOR THE FISCAL YEAR ENDED JUNE 30, 2015
(UNAUDITED)

Debt Administration

At June 30, 2015, the District had \$19,765,514 in general obligation bonds and capital lease obligations outstanding. The general obligation bonds are comprised of current issue bonds, capital appreciation bonds, and accreted interest on capital appreciation bonds. Of the total amount outstanding, \$1,449,603 is due within one year and \$18,315,911 is due in more than one year.

The table that follows summarizes the outstanding debt at June 30, 2015 and June 30, 2014.

Outstanding Debt, at Year End

	Governmental Activities <u>2015</u>	Governmental Activities <u>2014</u>
Series 1995 general obligation bonds	\$ 785,000	\$ 1,510,000
Series 2004 refunding bonds - current interest	-	3,845,008
Series 2004 refunding bonds - capital appreciation	187,538	204,992
Series 2004 refunding bonds - accreted interest	618,149	562,499
Series 2009 school facilities bonds - current interest	12,860,000	13,300,000
Series 2009 school facilities bonds - capital appreciation	419,994	419,994
Series 2009 school facilities bonds - accreted interest	659,582	505,219
Series 2014 refunding bonds - current interest	3,790,000	-
Capital lease obligations	<u>445,251</u>	<u>675,966</u>
Total	<u>\$ 19,765,514</u>	<u>\$ 21,023,678</u>

At June 30, 2015, the District's overall legal debt margin was \$36,330,182 with an unvoted debt margin of \$587,552.

See Note 15 to the basic financial statements for detail on the District's debt administration.

Current Financial Related Activities

Buckeye Valley North Elementary School was closed for the 2012-2013 and 2013-2014 school years, and remains closed for the 2015-2016 school year. In the fall of 2014, the Board of Education placed a bond levy on the ballot to renovate and re-open Buckeye Valley North Elementary School, but the issue was defeated. The District's management retains the possibility of re-opening this elementary school once funding becomes available.

Contacting the District's Financial Management

This financial report is designed to provide our citizens, taxpayers, investors and creditors with a general overview of the District's finances and to show the District's accountability for the money it receives. If you have questions about this report or need additional financial information, contact Ms. Kelly Ziegler, Treasurer, Buckeye Valley Local School District, 679 Coover Road, Delaware, Ohio 43015.

THIS PAGE INTENTIONALLY LEFT BLANK

**BUCKEYE VALLEY LOCAL SCHOOL DISTRICT
DELAWARE COUNTY, OHIO**

STATEMENT OF NET POSITION
JUNE 30, 2015

	Governmental Activities
Assets:	
Equity in pooled cash and cash equivalents.	\$ 9,334,579
Receivables:	
Property taxes	13,446,050
Income taxes.	2,653,290
Accounts.	41,551
Accrued interest	2,843
Intergovernmental	821,339
Prepayments	4,858
Materials and supplies inventory.	210
Inventory held for resale.	2,254
Capital assets:	
Nondepreciable capital assets	498,673
Depreciable capital assets, net.	29,581,304
Capital assets, net	30,079,977
Total assets.	56,386,951
 Deferred outflows of resources:	
Unamortized deferred charges on debt refunding	12,063
Pension - STRS	1,514,277
Pension - SERS	400,688
Total deferred outflows of resources	1,927,028
 Liabilities:	
Accounts payable.	535,354
Accrued wages and benefits payable	1,825,288
Intergovernmental payable	307,175
Pension and postemployment obligation payable.	315,147
Accrued interest payable	55,672
Long-term liabilities:	
Due within one year.	1,732,971
Due in more than one year:	
Net pension liability.	25,056,517
Other amounts due in more than one year .	20,025,106
Total liabilities	49,853,230
 Deferred inflows of resources:	
Property taxes levied for the next fiscal year.	9,653,214
Pension - STRS.	3,788,158
Pension - SERS.	743,413
Total deferred inflows of resources	14,184,785
 Net position:	
Net investment in capital assets	11,455,827
Restricted for:	
Capital projects	185,290
Debt service.	231,015
Locally funded programs	3,332
State funded programs.	103,647
Federally funded programs	6,919
Student activities	60,075
Other purposes	189,314
Unrestricted (deficit)	(17,959,455)
Total net position (deficit).	\$ (5,724,036)

SEE ACCOMPANYING NOTES TO THE BASIC FINANCIAL STATEMENTS

**BUCKEYE VALLEY LOCAL SCHOOL DISTRICT
DELAWARE COUNTY, OHIO**

STATEMENT OF ACTIVITIES
FOR THE FISCAL YEAR ENDED JUNE 30, 2015

	Expenses	Program Revenues		Net (Expense)
		Charges for Services and Sales	Operating Grants and Contributions	Revenue and Changes in Net Position Governmental Activities
Governmental activities:				
Instruction:				
Regular	\$ 12,050,325	\$ 866,523	\$ 737,131	\$ (10,446,671)
Special	2,936,529	45,843	798,845	(2,091,841)
Vocational	217,054	100,937	6,466	(109,651)
Other	9,379	-	-	(9,379)
Support services:				
Pupil	1,349,571	66,664	231,823	(1,051,084)
Instructional staff	341,903	2,594	42,983	(296,326)
Board of education	178,924	-	-	(178,924)
Administration	1,981,359	3,136	1,416	(1,976,807)
Fiscal	615,052	-	-	(615,052)
Operations and maintenance	2,288,389	383	12,312	(2,275,694)
Pupil transportation	1,854,919	792	37,172	(1,816,955)
Central	166,056	-	-	(166,056)
Operation of non-instructional services:				
Other non-instructional services	22,979	11,364	-	(11,615)
Food service operations	822,369	411,974	309,672	(100,723)
Extracurricular activities	632,309	333,880	41,908	(256,521)
Interest and fiscal charges	1,046,295	-	-	(1,046,295)
Total governmental activities	<u>26,513,412</u>	<u>1,844,090</u>	<u>2,219,728</u>	<u>(22,449,594)</u>
General revenues:				
Property taxes levied for:				
General purposes				10,288,322
Debt service				1,849,719
Capital outlay				820,969
Income taxes levied for:				
General purposes				5,881,899
Grants and entitlements not restricted to specific programs				6,415,935
Investment earnings				16,183
Miscellaneous				130,903
Total general revenues				<u>25,403,930</u>
Change in net position				2,954,336
Net position (deficit) at beginning of year (restated).				<u>(8,678,372)</u>
Net position (deficit) at end of year				<u><u>\$ (5,724,036)</u></u>

SEE ACCOMPANYING NOTES TO THE BASIC FINANCIAL STATEMENTS

**BUCKEYE VALLEY LOCAL SCHOOL DISTRICT
DELAWARE COUNTY, OHIO**

BALANCE SHEET
GOVERNMENTAL FUNDS
JUNE 30, 2015

	General	Debt Service	Nonmajor Governmental Funds	Total Governmental Funds
Assets:				
Equity in pooled cash and cash equivalents	\$ 7,251,666	\$ 1,009,814	\$ 1,073,099	\$ 9,334,579
Receivables:				
Property taxes	10,703,941	1,951,116	790,993	13,446,050
Income taxes	2,653,290	-	-	2,653,290
Accounts	41,551	-	-	41,551
Accrued interest	2,843	-	-	2,843
Interfund loans	10,388	-	-	10,388
Intergovernmental	317,808	-	503,531	821,339
Prepayments	4,858	-	-	4,858
Materials and supplies inventory	-	-	210	210
Inventory held for resale	-	-	2,254	2,254
Due from other funds	90,698	-	-	90,698
Total assets	<u>21,077,043</u>	<u>2,960,930</u>	<u>2,370,087</u>	<u>26,408,060</u>
Liabilities:				
Accounts payable	\$ 267,841	\$ -	\$ 267,513	\$ 535,354
Accrued wages and benefits payable	1,733,750	-	91,538	1,825,288
Compensated absences payable	148,211	-	-	148,211
Intergovernmental payable	278,634	-	28,541	307,175
Pension and postemployment obligation payable	286,239	-	28,908	315,147
Interfund loans payable	-	-	10,388	10,388
Due to other funds	-	-	90,698	90,698
Total liabilities	<u>2,714,675</u>	<u>-</u>	<u>517,586</u>	<u>3,232,261</u>
Deferred inflows of resources:				
Property taxes levied for the next fiscal year	7,690,549	1,396,512	566,153	9,653,214
Delinquent property tax revenue not available	386,957	71,383	28,939	487,279
Income tax revenue not available	411,971	-	-	411,971
Intergovernmental revenue not available	316,657	-	383,885	700,542
Classroom materials and fees revenue not available	25,190	-	-	25,190
Total deferred inflows of resources	<u>8,831,324</u>	<u>1,467,895</u>	<u>978,977</u>	<u>11,278,196</u>
Fund balances:				
Nonspendable:				
Materials and supplies inventory	-	-	210	210
Prepays	4,858	-	-	4,858
Restricted:				
Debt service	-	1,493,035	-	1,493,035
Capital improvements	-	-	156,351	156,351
Food service operations	-	-	79,034	79,034
Extracurricular	-	-	60,075	60,075
Other purposes	-	-	154,345	154,345
Committed:				
Capital improvements	-	-	716,893	716,893
Student instruction	85,956	-	-	85,956
Student and staff support	23,998	-	-	23,998
Termination benefits	319,328	-	-	319,328
Assigned:				
Student instruction	1,658	-	-	1,658
Student and staff support	24,051	-	-	24,051
School supplies	53,443	-	-	53,443
Other purposes	16,512	-	-	16,512
Unassigned	9,001,240	-	(293,384)	8,707,856
Total fund balances	<u>9,531,044</u>	<u>1,493,035</u>	<u>873,524</u>	<u>11,897,603</u>
Total liabilities, deferred inflows and fund balances	<u>\$ 21,077,043</u>	<u>\$ 2,960,930</u>	<u>\$ 2,370,087</u>	<u>\$ 26,408,060</u>

SEE ACCOMPANYING NOTES TO THE BASIC FINANCIAL STATEMENTS

**BUCKEYE VALLEY LOCAL SCHOOL DISTRICT
DELAWARE COUNTY, OHIO**

RECONCILIATION OF TOTAL GOVERNMENTAL FUND BALANCES TO
NET POSITION OF GOVERNMENTAL ACTIVITIES
JUNE 30, 2015

Total governmental fund balances		\$	11,897,603
<i>Amounts reported for governmental activities on the statement of net position are different because:</i>			
Capital assets used in governmental activities are not financial resources and therefore are not reported in the funds.			30,079,977
Other long-term assets are not available to pay for current-period expenditures and therefore are deferred inflows in the funds.			
Property taxes receivable	\$	487,279	
Income taxes receivable		411,971	
Accounts receivable		25,190	
Intergovernmental receivable		<u>700,542</u>	
Total			1,624,982
Unamortized premiums on bonds issued are not recognized in the funds.			(568,424)
Unamortized amounts on refundings are not recognized in the funds.			12,063
Accrued interest payable is not due and payable in the current period and therefore is not reported in the funds.			(55,672)
The net pension liability is not due and payable in the current period; therefore, liability and related deferred inflows and outflows are not reported in governmental funds.			
Deferred outflows - Pension		1,914,965	
Deferred Inflows - Pension		(4,531,571)	
Net pension liability		<u>(25,056,517)</u>	
Total			(27,673,123)
Long-term liabilities, including bonds payable, are not due and payable in the current period and therefore are not reported in the funds.			
General obligation bonds		(19,320,263)	
Capital lease obligations		(445,251)	
Compensated absences		<u>(1,275,928)</u>	
Total			<u>(21,041,442)</u>
Net position of governmental activities		<u>\$</u>	<u>(5,724,036)</u>

SEE ACCOMPANYING NOTES TO THE BASIC FINANCIAL STATEMENTS

**BUCKEYE VALLEY LOCAL SCHOOL DISTRICT
DELAWARE COUNTY, OHIO**

STATEMENT OF REVENUES, EXPENDITURES AND CHANGES IN FUND BALANCES
GOVERNMENTAL FUNDS
FOR THE FISCAL YEAR ENDED JUNE 30, 2015

	General	Debt Service	Nonmajor Governmental Funds	Total Governmental Funds
Revenues:				
From local sources:				
Property taxes	\$ 10,228,905	\$ 1,847,490	\$ 816,153	\$ 12,892,548
Income taxes	5,859,274	-	-	5,859,274
Tuition	902,647	-	-	902,647
Earnings on investments	14,467	1,200	721	16,388
Charges for services	-	-	407,396	407,396
Extracurricular	152,437	-	258,345	410,782
Classroom materials and fees	97,657	-	18,455	116,112
Rental income	3	-	7,406	7,409
Contributions and donations	26,186	-	41,908	68,094
Contract services	2,200	-	-	2,200
Other local revenues	104,757	-	7,626	112,383
Intergovernmental - state	6,101,316	282,927	526,401	6,910,644
Intergovernmental - federal	33,006	-	1,160,285	1,193,291
Total revenues	<u>23,522,855</u>	<u>2,131,617</u>	<u>3,244,696</u>	<u>28,899,168</u>
Expenditures:				
Current:				
Instruction:				
Regular	10,965,318	-	1,243,680	12,208,998
Special	2,417,163	-	555,844	2,973,007
Vocational	109,066	-	124,860	233,926
Other	9,479	-	-	9,479
Support services:				
Pupil	1,141,547	-	240,851	1,382,398
Instructional staff	287,185	-	38,912	326,097
Board of education	179,097	-	-	179,097
Administration	1,968,673	-	3,018	1,971,691
Fiscal	575,986	31,003	11,731	618,720
Operations and maintenance	2,265,632	-	130,731	2,396,363
Pupil transportation	1,651,742	-	197,448	1,849,190
Central	165,847	-	-	165,847
Operation of non-instructional services:				
Other non-instructional services	11,107	-	-	11,107
Food service operations	-	-	833,177	833,177
Extracurricular activities	325,082	-	233,754	558,836
Facilities acquisition and construction	-	-	105,727	105,727
Debt service:				
Principal retirement	104,323	1,240,000	126,392	1,470,715
Interest and fiscal charges	23,034	735,681	3,286	762,001
Bond issuance costs	-	76,886	-	76,886
Total expenditures	<u>22,200,281</u>	<u>2,083,570</u>	<u>3,849,411</u>	<u>28,133,262</u>
Excess (deficiency) of revenues over (under) expenditures	<u>1,322,574</u>	<u>48,047</u>	<u>(604,715)</u>	<u>765,906</u>
Other financing sources (uses):				
Premium on bonds	-	203,331	-	203,331
Sale of refunding bonds	-	3,795,000	-	3,795,000
Payment to refunded bond escrow agent	-	(3,921,445)	-	(3,921,445)
Total other financing sources (uses)	<u>-</u>	<u>76,886</u>	<u>-</u>	<u>76,886</u>
Net change in fund balances	1,322,574	124,933	(604,715)	842,792
Fund balances at beginning of year	<u>8,208,470</u>	<u>1,368,102</u>	<u>1,478,239</u>	<u>11,054,811</u>
Fund balances at end of year	<u>\$ 9,531,044</u>	<u>\$ 1,493,035</u>	<u>\$ 873,524</u>	<u>\$ 11,897,603</u>

SEE ACCOMPANYING NOTES TO THE BASIC FINANCIAL STATEMENTS

**BUCKEYE VALLEY LOCAL SCHOOL DISTRICT
DELAWARE COUNTY, OHIO**

RECONCILIATION OF THE STATEMENT OF REVENUES, EXPENDITURES
AND CHANGES IN FUND BALANCES OF GOVERNMENTAL FUNDS
TO THE STATEMENT OF ACTIVITIES
FOR THE FISCAL YEAR ENDED JUNE 30, 2015

Net change in fund balances - total governmental funds	\$	842,792
<i>Amounts reported for governmental activities in the statement of activities are different because:</i>		
Governmental funds report capital outlays as expenditures. However, in the statement of activities, the cost of those assets is allocated over their estimated useful lives as depreciation expense.		
Capital asset additions	\$ 666,373	
Current year depreciation	<u>(957,054)</u>	
Total		(290,681)
Revenues in the statement of activities that do not provide current financial resources are not reported as revenues in the funds.		
Property taxes	66,462	
Income taxes	22,625	
Classroom materials and fees	(10,122)	
Intergovernmental	<u>487,637</u>	
Total		566,602
Repayment of bond and capital lease principal is an expenditure in the governmental funds, but the repayment reduces long-term liabilities on the statement of net position. Principal payments during the year were:		
Bonds	1,240,000	
Capital leases	<u>230,715</u>	
Total		1,470,715
Issuance of bonds are recorded as other financing sources in the funds; however, in the statement of activities, they are not reported as other financing sources as they increase liabilities on the statement of net position.		
		(3,795,000)
Payment to refunded bond escrow agent for the retirement of bonds is an other financing use in the governmental funds but the payment reduces long-term liabilities on the statement of net position. Deferred charges related to bond refundings are amortized over the life of the issuance in the statement of activities. The following refunding transactions occurred during the year:		
Bonds refunded	3,845,008	
Deferred charges on refundings	<u>76,437</u>	
Total		3,921,445
Premiums on bonds related to the issuance of bonds are amortized over the life of the issuance in the statement of activities.		
		(203,331)
In the statement of activities, interest is accrued on outstanding bonds, whereas in governmental funds, an interest expenditure is reported when due. The following items resulted in additional interest being reported in the statement of activities:		
Decrease in accrued interest payable	10,164	
Accreted interest on capital appreciation bonds	(262,559)	
Amortization of bond premiums	44,921	
Amortization of deferred charges	<u>66</u>	
Total		(207,408)
Contractually required pension contributions are reported as expenditures in governmental funds; however, the statement of activities reports these amounts as deferred outflows.		
		1,678,854
Except for amounts reported as deferred inflows/outflows, changes in the net pension liability are reported as pension expense in the statement of activities.		
		(1,061,577)
Some expenses reported in the statement of activities, such as compensated absences, do not require the use of current financial resources and therefore are not reported as expenditures in governmental funds.		
		<u>31,925</u>
Change in net position of governmental activities	\$	<u>2,954,336</u>

SEE ACCOMPANYING NOTES TO THE BASIC FINANCIAL STATEMENTS

**BUCKEYE VALLEY LOCAL SCHOOL DISTRICT
DELAWARE COUNTY, OHIO**

STATEMENT OF REVENUES, EXPENDITURES AND CHANGES IN
FUND BALANCE - BUDGET AND ACTUAL (NON-GAAP BUDGETARY BASIS)
GENERAL FUND
FOR THE FISCAL YEAR ENDED JUNE 30, 2015

	<u>Budgeted Amounts</u>			Variance with Final Budget Positive (Negative)
	<u>Original</u>	<u>Final</u>	<u>Actual</u>	
Revenues:				
From local sources:				
Property taxes	\$ 7,962,477	\$ 7,962,477	\$ 9,928,946	\$ 1,966,469
Income taxes.	4,755,575	4,755,575	5,798,973	1,043,398
Tuition.	393,903	393,903	553,330	159,427
Earnings on investments	8,470	8,470	13,701	5,231
Extracurricular.	112,347	112,347	147,446	35,099
Classroom materials and fees	49,618	49,618	62,402	12,784
Rental income	-	-	3	3
Contributions and donations	516	516	7,700	7,184
Contract services.	1,548	1,548	2,200	652
Other local revenues	237,112	237,112	80,818	(156,294)
Intergovernmental - state	5,162,352	5,162,352	6,127,980	965,628
Intergovernmental - federal	134,162	134,162	36,348	(97,814)
Total revenues	18,818,080	18,818,080	22,759,847	3,941,767
Expenditures:				
Current:				
Instruction:				
Regular	10,698,766	11,097,065	10,782,206	314,859
Special.	2,040,545	2,519,018	2,479,702	39,316
Vocational.	117,827	117,990	110,886	7,104
Other.	11,075	11,090	6,885	4,205
Support services:				
Pupil.	1,009,355	1,125,907	1,093,794	32,113
Instructional staff	278,134	313,566	289,827	23,739
Board of education	200,047	225,195	183,872	41,323
Administration.	2,016,730	2,019,514	1,981,512	38,002
Fiscal	591,517	592,334	580,183	12,151
Operations and maintenance.	2,312,798	2,571,343	2,228,139	343,204
Pupil transportation	1,746,411	1,783,870	1,657,041	126,829
Central.	151,670	151,879	167,267	(15,388)
Other operation of non-instructional services	202	202	403	(201)
Extracurricular activities.	418,903	419,481	328,998	90,483
Total expenditures	21,593,980	22,948,454	21,890,715	1,057,739
Excess (deficiency) of revenues over (under) expenditures.	(2,775,900)	(4,130,374)	869,132	4,999,506
Other financing sources (uses):				
Refund of prior year's expenditures	258,219	258,219	212,150	(46,069)
Transfers (out).	(16,949)	(16,972)	(319,328)	(302,356)
Total other financing sources (uses)	241,270	241,247	(107,178)	(348,425)
Net change in fund balance	(2,534,630)	(3,889,127)	761,954	4,651,081
Fund balance at beginning of year	5,415,915	5,415,915	5,415,915	-
Prior year encumbrances appropriated	391,036	391,036	391,036	-
Fund balance at end of year	\$ 3,272,321	\$ 1,917,824	\$ 6,568,905	\$ 4,651,081

SEE ACCOMPANYING NOTES TO THE BASIC FINANCIAL STATEMENTS

**BUCKEYE VALLEY LOCAL SCHOOL DISTRICT
DELAWARE COUNTY, OHIO**

STATEMENT OF FIDUCIARY NET POSITION
FIDUCIARY FUNDS
JUNE 30, 2015

	Private-Purpose Trust	
	Scholarship	Agency
Assets:		
Current assets:		
Equity in pooled cash and cash equivalents	\$ 49,802	\$ 74,775
Total assets.	49,802	\$ 74,775
Liabilities:		
Due to students.	-	\$ 64,322
Undistributed monies.	-	10,453
Total liabilities	-	\$ 74,775
Net position:		
Endowments.	25,000	
Held in trust for scholarships	24,802	
Total net position.	\$ 49,802	

SEE ACCOMPANYING NOTES TO THE BASIC FINANCIAL STATEMENTS

**BUCKEYE VALLEY LOCAL SCHOOL DISTRICT
DELAWARE COUNTY, OHIO**

STATEMENT OF CHANGES IN FIDUCIARY NET POSITION
FIDUCIARY FUND
FOR THE FISCAL YEAR ENDED JUNE 30, 2015

	Private-Purpose Trust
	Scholarship
Additions:	
Interest.	\$ 54
Gifts and contributions.	2,000
Total additions.	2,054
Change in net position	2,054
Net position at beginning of year.	47,748
Net position at end of year	\$ 49,802

SEE ACCOMPANYING NOTES TO THE BASIC FINANCIAL STATEMENTS

THIS PAGE INTENTIONALLY LEFT BLANK

**BUCKEYE VALLEY LOCAL SCHOOL DISTRICT
DELAWARE COUNTY, OHIO**

**NOTES TO THE BASIC FINANCIAL STATEMENTS
FOR THE FISCAL YEAR ENDED JUNE 30, 2015**

NOTE 1 - DESCRIPTION OF THE DISTRICT

Buckeye Valley Local School District (the "District") is organized under Article VI, Sections 2 and 3 of the Constitution of the State of Ohio. The District operates under a locally-elected Board form of government consisting of five members elected at-large for staggered four-year terms. The District provides educational services as authorized by State and federal guidelines.

The District was established in 1961. The District serves an area of approximately 196 square miles, and is located in Delaware, Marion, Morrow, and Union Counties. The District is staffed by 80 classified employees, 149 certified teaching personnel, and 13 administrative employees who provide services to 2,300 students and other community members. The District currently operates two elementary schools, a junior high school, a high school, an administration building, and a bus garage.

NOTE 2 - SUMMARY OF SIGNIFICANT ACCOUNTING POLICIES

The basic financial statements (BFS) of the District have been prepared in conformity with accounting principles generally accepted in the United States of America (GAAP) as applied to governmental units. The Governmental Accounting Standards Board (GASB) is the accepted standard-setting body for establishing governmental accounting and financial reporting principles. The District's significant accounting policies are described below.

A. Reporting Entity

The reporting entity has been defined in accordance with GASB Statement No. 14, "The Financial Reporting Entity" as amended by GASB Statement No. 39, "Determining Whether Certain Organizations Are Component Units" and GASB Statement No. 61, "The Financial Reporting Entity: Omnibus an Amendment of GASB Statements No. 14 and No. 34". The reporting entity is composed of the primary government and component units. The primary government consists of all funds, departments, boards and agencies that are not legally separate from the District. For the District, this includes general operations, food service, and student related activities of the District.

Component units are legally separate organizations for which the District is financially accountable. The District is financially accountable for an organization if the District appoints a voting majority of the organization's Governing Board and (1) the District is able to significantly influence the programs or services performed or provided by the organization; or (2) the District is legally entitled to or can otherwise access the organization's resources; or (3) the District is legally obligated or has otherwise assumed the responsibility to finance the deficits of, or provide financial support to, the organization; or (4) the District is obligated for the debt of the organization. Component units may also include organizations that are fiscally dependent on the District in that the District approves the budget, the issuance of debt or the levying of taxes. Certain organizations are also included as component units if the nature and significance of the relationship between the primary government and the organization is such that exclusion by the primary government would render the primary government's financial statements incomplete or misleading. Based upon the application of these criteria, the District has no component units. The basic financial statements of the reporting entity include only those of the District (the primary government).

**BUCKEYE VALLEY LOCAL SCHOOL DISTRICT
DELAWARE COUNTY, OHIO**

NOTES TO THE BASIC FINANCIAL STATEMENTS
FOR THE FISCAL YEAR ENDED JUNE 30, 2015

NOTE 2 - SUMMARY OF SIGNIFICANT ACCOUNTING POLICIES - (Continued)

The following organizations are described due to their relationship to the District:

JOINTLY GOVERNED ORGANIZATIONS

Meta Solutions

The District is a participant in Meta Solutions which is a computer consortium that was the result of a merger between Tri-Rivers Educational Computer Association (TRECA) and the Metropolitan Educational Council (MEC). Meta Solutions develops, implements and supports the technology and instructional needs of schools in a cost-effective manner. Meta Solutions provides instructional, core, technology and purchasing services for its member districts. The Board of Directors consists of the Superintendents from eight of the member districts. During fiscal year 2015, the District paid Meta Solutions \$38,736 for services. Financial information can be obtained from Scott Armstrong, who serves as Chief Financial Officer, 100 Executive Drive, Marion, Ohio 43302.

Delaware Area Career Center

The Delaware Area Career Center (Career Center) is a distinct political subdivision of the State of Ohio that provides vocational education. The Career Center operates under the direction of a Board consisting of one representative from each of the five participating districts' Boards of Education. The Board possesses its own budgeting and taxing authority. The degree of control exercised by the participating districts is limited to their representation on the Board. Financial information can be obtained from the Delaware Area Career Center, 4565 Columbus Pike, Delaware, Ohio 43015.

PUBLIC ENTITY RISK POOLS

Ohio School Plan

The District participates in the Ohio School Plan (Plan), an insurance purchasing pool established under Section 2744.081 of the Ohio Revised Code. The Plan is an unincorporated nonprofit association of its members, which enables the participants to provide for a formalized joint insurance purchasing program for maintaining adequate insurance protection, and provides risk management programs and other administrative services. The Plan's business and affairs are conducted by a 15-member Board consisting of Superintendents, Treasurers, the President of Harcum-Schuett Insurance Agency, Inc., and a member of the Hylant Group, Inc. The Hylant Group, Inc. is the Plan's administrator and is responsible for processing claims. Harcum-Schuett Insurance Agency, Inc. serves as the sales and marketing representative, which establishes agreements between the Plan and its members. Financial information can be obtained from Hylant Administrative Services, LLC, 811 Madison Avenue, P.O. Box 2083, Toledo, Ohio 43603.

Ohio School Boards Association Workers' Compensation Group Rating Plan

The District participates in a group rating plan for workers' compensation as established under Section 4123.29 of the Ohio Revised Code. The Ohio School Boards Association Workers' Compensation Group Rating Plan (GRP) was established through the Ohio School Boards Association (OSBA) as an insurance purchasing pool.

The GRP's business and affairs are conducted by a three-member Board of Directors consisting of the President, the President-Elect, and the Immediate Past President of the OSBA. The Executive Director of the OSBA, or his designee, serves as coordinator of the GRP. Each year, the participants pay an enrollment fee to the GRP to cover the costs of administering the program.

**BUCKEYE VALLEY LOCAL SCHOOL DISTRICT
DELAWARE COUNTY, OHIO**

**NOTES TO THE BASIC FINANCIAL STATEMENTS
FOR THE FISCAL YEAR ENDED JUNE 30, 2015**

NOTE 2 - SUMMARY OF SIGNIFICANT ACCOUNTING POLICIES - (Continued)

Stark County Schools Council of Governments

The Stark County Schools Council of Governments (Council) is governed by an Assembly, which consists of one representative from each participating school district (usually the Superintendent or designee). The Assembly elects officers for one-year terms to serve as the Board of Directors. The Assembly exercises control over the operation of the Council. All Council revenues are generated from charges for services. The Council has a Health Benefits Program, which is a shared risk pool comprised of an 85-member council (66 of which are member school districts).

B. Basis of Presentation

The District's basic financial statements consist of government-wide financial statements, including a statement of net position and a statement of activities, and fund financial statements that provide a more detailed level of financial information.

Government-wide Financial Statements - The statement of net position and the statement of activities display information about the District as a whole. These statements include the financial activities of the primary government, except for fiduciary funds. These statements usually distinguish between those activities of the District that are governmental activities (primarily supported by taxes and intergovernmental revenues) and those that are considered business-type activities (primarily supported by fees and charges). However, the District has no business-type activities.

The statement of net position presents the financial condition of the governmental activities of the District at fiscal year end. The statement of activities presents a comparison between direct expenses and program revenues for each program or function of the District's governmental activities. Direct expenses are those that are specifically associated with a service, program, or department and, therefore, clearly identifiable to a particular function. Program revenues include charges paid by the recipient of the goods or services offered by the program and grants, contributions, and interest that are restricted to meeting the operational or capital requirements of a particular program. Revenues which are not classified as program revenues are presented as general revenues of the District, with certain limited exceptions. The comparison of direct expenses with program revenues identifies the extent to which each governmental function is self-financing or draws from the general revenues of the District.

Fund Financial Statements - During the fiscal year, the District segregates transactions related to certain District functions or activities in separate funds in order to aid financial management and to demonstrate legal compliance. Fund financial statements are designed to present financial information of the District at this more detailed level. The focus of governmental fund financial statements is on major funds. Each major fund is presented in a separate column. Nonmajor funds are aggregated and presented in a single column. Fiduciary funds are reported by type.

**BUCKEYE VALLEY LOCAL SCHOOL DISTRICT
DELAWARE COUNTY, OHIO**

NOTES TO THE BASIC FINANCIAL STATEMENTS
FOR THE FISCAL YEAR ENDED JUNE 30, 2015

NOTE 2 - SUMMARY OF SIGNIFICANT ACCOUNTING POLICIES - (Continued)

C. Fund Accounting

The District uses funds to maintain its financial records during the fiscal year. A fund is defined as a fiscal and accounting entity with a self-balancing set of accounts. The funds of the District are divided into two categories, governmental and fiduciary.

GOVERNMENTAL FUNDS

Governmental funds are those through which most governmental functions typically are financed. Governmental fund reporting focuses on the sources, uses and balances of current financial resources. Expendable assets are assigned to the various governmental funds according to the purposes for which they may or must be used. Current liabilities are assigned to the fund from which they will be paid. The difference between governmental fund assets plus deferred outflows of resources and liabilities plus deferred inflows of resources is reported as fund balance.

The following are the District's major governmental funds:

General fund - The general fund is used to account for and report all financial resources not accounted for and reported in another fund. The general fund balance is available for any purpose provided it is expended or transferred according to the general laws of Ohio.

Debt service fund - The debt service fund is used to account for the accumulation of resources and payment of general obligation bond and note principal, interest, and related costs.

Other governmental funds of the District are used to account for (a) financial resources that are restricted, committed, or assigned to expenditures for capital outlays including the acquisition or construction of capital facilities and other capital assets, and (b) specific revenue sources that are restricted or committed to an expenditure for specified purposes other than debt service or capital projects.

FIDUCIARY FUNDS

Fiduciary fund reporting focuses on net position and changes in net position. The fiduciary fund category is split into four classifications: pension trust funds, investment trust funds, private-purpose trust funds, and agency funds. Trust funds are used to account for assets held by the District under a trust agreement for individuals, private organizations, or other governments and are not available to support the District's own programs. The District's private-purpose trust fund accounts for programs that provide college scholarships to students after graduation. Agency funds are custodial in nature (assets equal liabilities) and do not involve measurement of results of operations. The District's agency funds account for various staff-related and student-managed activities.

**BUCKEYE VALLEY LOCAL SCHOOL DISTRICT
DELAWARE COUNTY, OHIO**

NOTES TO THE BASIC FINANCIAL STATEMENTS
FOR THE FISCAL YEAR ENDED JUNE 30, 2015

NOTE 2 - SUMMARY OF SIGNIFICANT ACCOUNTING POLICIES - (Continued)

D. Measurement Focus

Government-wide Financial Statements - The government-wide financial statements are prepared using a flow of economic resources measurement focus. All assets, deferred outflows of resources, liabilities, and deferred inflows of resources associated with the operation of the District are included on the statement of net position. The statement of activities presents increases (e.g., revenues) and decreases (e.g., expenses) in total net position.

Fund Financial Statements - All governmental funds are accounted for using a flow of current financial resources measurement focus. With this measurement focus, only current assets and deferred outflows of resources, and current liabilities and deferred inflows of resources, are generally included on the balance sheet. The statement of revenues, expenditures, and changes in fund balances reflects the sources (i.e., revenues and other financing sources) and uses (i.e., expenditures and other financing uses) of current financial resources. This approach differs from the manner in which the governmental activities of the government-wide financial statements are prepared. Governmental fund financial statements, therefore, include a reconciliation with brief explanations to better identify the relationship between the government-wide statements and the fund financial statements for governmental funds.

Private-purpose trust funds are accounted for using a flow of economic resources measurement focus. Agency funds do not report a measurement focus as they do not report operations.

E. Basis of Accounting

Basis of accounting determines when transactions are recorded in the financial records and reported on the financial statements. Government-wide financial statements are prepared using the accrual basis of accounting. Governmental funds use the modified accrual basis of accounting on the fund financial statements. Fiduciary funds also use the accrual basis of accounting. Differences in the accrual and modified accrual basis of accounting arise in the recognition of revenue, the recording of deferred inflows and deferred outflows of resources, and in the presentation of expenses versus expenditures.

Revenues - Exchange and Nonexchange Transactions - Revenue resulting from exchange transactions, in which each party gives and receives essentially equal value, is recorded on the accrual basis when the exchange takes place. On a modified accrual basis, revenue is recorded in the fiscal year in which the resources are measurable and become available. Available means the resources will be collected within the current fiscal year or are expected to be collected soon enough thereafter to be used to pay liabilities of the current fiscal year. For the District, available means expected to be received within sixty days of fiscal year end.

Nonexchange transactions, in which the District receives value without directly giving equal value in return, include property taxes, income taxes, grants, entitlements, and donations. On the accrual basis, revenue from property taxes is recognized in the fiscal year for which the taxes are levied (See Note 6). Revenue from income taxes is recognized in the fiscal year in which the income is earned (See Note 8). Revenue from grants, entitlements, and donations is recognized in the fiscal year in which all eligibility requirements have been satisfied. Eligibility requirements include timing requirements, which specify the fiscal year when the resources are required to be used or the fiscal year when use is first permitted; matching requirements, in which the District must provide local resources to be used for a specified purpose; and expenditure requirements, in which the resources are provided to the District on a reimbursement basis. On the modified accrual basis, revenue from nonexchange transactions must also be available before it can be recognized.

**BUCKEYE VALLEY LOCAL SCHOOL DISTRICT
DELAWARE COUNTY, OHIO**

NOTES TO THE BASIC FINANCIAL STATEMENTS
FOR THE FISCAL YEAR ENDED JUNE 30, 2015

NOTE 2 - SUMMARY OF SIGNIFICANT ACCOUNTING POLICIES - (Continued)

Under the modified accrual basis, the following revenue sources are considered both measurable and available at fiscal year end: property taxes available as an advance, income taxes, grants, interest, tuition, student fees, and charges for services.

Deferred Inflows of Resources and Deferred Outflows of Resources - In addition to assets, the government-wide statement of net position will report a separate section for deferred outflows of resources. Deferred outflows of resources, represents a consumption of net position that applies to a future period and will not be recognized as an outflow of resources (expense/expenditure) until then. For the District, deferred outflows of resources have been reported for the following two items related the District's net pension liability: (1) the difference between expected and actual experience of the pension systems, and (2) the District's contributions to the pension systems subsequent to the measurement date. In addition, deferred outflows of resources include a deferred charge on debt refunding. A deferred charge on refunding results from the difference in the carrying value of refunded debt and its reacquisition price. This amount is deferred and amortized over the shorter of the life of the refunded or refunding debt.

In addition to liabilities, both the government-wide statement of net position and the governmental fund financial statements report a separate section for deferred inflows of resources. Deferred inflows of resources represent an acquisition of net position that applies to a future period and will not be recognized as an inflow of resources (revenue) until that time. For the District, deferred inflows of resources include property taxes and unavailable revenue. Property taxes represent amounts for which there is an enforceable legal claim as of June 30, 2015, but which were levied to finance fiscal year 2016 operations. These amounts have been recorded as a deferred inflow of resources on both the government-wide statement of net position and the governmental fund financial statements. Unavailable revenue is reported only on the governmental funds balance sheet, and represents receivables which will not be collected within the available period. For the District unavailable revenue includes, but is not limited to, delinquent property taxes and intergovernmental grants. These amounts are deferred and recognized as an inflow of resources in the period the amounts become available.

The District also reports a deferred inflow of resources for the net difference between projected and actual earnings on pension plan investments related to the District's net pension liability. This deferred inflow of resources is only reported on the government-wide statement of net position.

Expenses/Expenditures - On the accrual basis, expenses are recognized at the time they are incurred. The measurement focus of governmental fund accounting is on decreases in net financial resources (expenditures) rather than expenses. Expenditures are generally recognized in the accounting period in which the related fund liability is incurred, if measurable. Allocations of cost, such as depreciation and amortization, are not recognized in governmental funds.

**BUCKEYE VALLEY LOCAL SCHOOL DISTRICT
DELAWARE COUNTY, OHIO**

**NOTES TO THE BASIC FINANCIAL STATEMENTS
FOR THE FISCAL YEAR ENDED JUNE 30, 2015**

NOTE 2 - SUMMARY OF SIGNIFICANT ACCOUNTING POLICIES - (Continued)

F. Budgetary Process

The District is required by State statute to adopt an annual appropriated cash basis budget for all funds, except agency funds. The specific timetable is as follows:

1. Prior to January 15, the Superintendent and Treasurer submit to the Board of Education a proposed operating budget for the fiscal year commencing the following July 1. The budget includes proposed expenditures and the means of financing for all funds. Public hearings are publicized and conducted to obtain taxpayers' comments. The purpose of this budget document is to reflect the need for existing (or increased) tax rates.
2. By no later than January 20, the Board-adopted budget is filed with the Delaware County Budget Commission for tax rate determination.
3. Prior to April 1, the Board of Education accepts, by formal resolution, the tax rates as determined by the Budget Commission and receives the Commission's certificate of estimated resources which states the projected revenue of each fund. Prior to July 1, the District must revise its budget so that total contemplated expenditures from any fund during the ensuing year will not exceed the amount stated in the certificate of estimated resources. The revised budget then serves as a basis for the appropriation measure. On or about July 1, the certificate of estimated resources is amended to include any unencumbered balances from the preceding year as reported by the District Treasurer. The certificate of estimated resources may be further amended during the year if projected increases or decreases in revenue are identified by the District Treasurer. The amounts reported in the budgetary statement reflect the amounts set forth in the original and final amended certificates of estimated resources issued for fiscal year 2015.
4. By July 1, the annual appropriation resolution is legally enacted by the Board of Education at the function level of expenditures for the general fund and fund level for all other funds, which is the legal level of budgetary control. Budgetary allocations at the object level within the general fund and at the function and object level for all other funds are made by the District Treasurer. State statute permits a temporary appropriation to be effective until no later than October 1 of each year. Appropriations by fund must be within the estimated resources as certified by the County Budget Commission, and the total of expenditures may not exceed the appropriation total.
5. Any revisions that alter the total of any fund appropriation or function level of the general fund must be approved by the Board of Education.
6. Formal budgetary integration is employed as a management control device during the year for all funds consistent with the general obligation bond indenture and other statutory provisions. All funds completed the year within the amount of their legally authorized cash basis appropriation.
7. Appropriation amounts are as originally adopted, or as amended by the Board of Education through the year by supplemental appropriations which either reallocated or increased the original appropriated amounts. All supplemental appropriations were legally enacted by the Board during fiscal year 2015. All amounts reported in the budgetary statement reflect the original appropriations and the final appropriations, including all modifications legally enacted by the Board.

**BUCKEYE VALLEY LOCAL SCHOOL DISTRICT
DELAWARE COUNTY, OHIO**

**NOTES TO THE BASIC FINANCIAL STATEMENTS
FOR THE FISCAL YEAR ENDED JUNE 30, 2015**

NOTE 2 - SUMMARY OF SIGNIFICANT ACCOUNTING POLICIES - (Continued)

8. Unencumbered appropriations lapse at year end. Encumbered appropriations are carried forward to the succeeding fiscal year and need not be reappropriated. Expenditures may not legally exceed budgeted appropriations at the fund level.

G. Cash and Investments

To improve cash management, cash received by the District is pooled. Monies for all funds are maintained in this pool. Individual fund integrity is maintained through the District's records. Each fund's interest in the pool is presented as "equity in pooled cash and cash equivalents" on the basic financial statements.

During fiscal year 2015, investments were limited to the State Treasury Asset Reserve of Ohio (STAR Ohio). STAR Ohio is an investment pool managed by the State Treasurer's Office, which allows governments within the State to pool their funds for investment purposes. STAR Ohio is not registered with the SEC as an investment company, but does operate in a manner consistent with Rule 2a7 of the Investment Company Act of 1940. Investments in STAR Ohio are valued at STAR Ohio's shares price, which is the price the investment could be sold for on June 30, 2015.

Following Ohio statutes, the Board of Education has, by resolution, specified the funds to receive an allocation of interest earnings. Interest revenue credited to the general fund during fiscal year 2015 was \$14,467, which includes \$1,941 assigned from other District funds.

For presentation on the basic financial statements, investments of the cash management pool and investments with original maturities of three months or less at the time they are purchased by the District are considered to be cash equivalents. Investments with an initial maturity of more than three months are reported as investments.

An analysis of the District's investment account at fiscal year-end is provided in Note 4.

H. Prepayments

Certain payments to vendors reflect the costs applicable to future accounting periods and are recorded as prepayments in both government-wide and fund financial statements. These items are reported as assets on the statement of net position/balance sheet using the consumption method. A current asset for the prepaid amounts is recorded at the time of the purchase and the expense/expenditure is reported in the year in which services are consumed. At fiscal year-end, because prepayments are not available to finance future governmental fund expenditures, the fund balance is considered nonspendable in an amount equal to the carrying value of the asset on the fund financial statements.

I. Inventory

On government-wide and fund financial statements, purchased inventories are presented at the lower of cost or market and donated commodities are presented at their entitlement value. Inventories are recorded on a first-in, first-out basis and are expensed/expended when used. Inventories are accounted for using the consumption method on the government-wide and fund financial statements.

**BUCKEYE VALLEY LOCAL SCHOOL DISTRICT
DELAWARE COUNTY, OHIO**

NOTES TO THE BASIC FINANCIAL STATEMENTS
FOR THE FISCAL YEAR ENDED JUNE 30, 2015

NOTE 2 - SUMMARY OF SIGNIFICANT ACCOUNTING POLICIES - (Continued)

On the fund financial statements, reported materials and supplies inventory is equally offset by nonspendable fund balance in the governmental funds, which indicates that it does not constitute available spendable resources even though it is a component of net current assets.

Inventory consists of expendable supplies held for consumption, supplies held for resale, donated food and purchased food.

J. Capital Assets

General capital assets are those assets specifically related to governmental activities. These assets generally result from expenditures in the governmental funds. These assets are reported in the governmental activities column of the government-wide statement of net position, but are not reported in the fund financial statements.

All capital assets are capitalized at cost and updated for additions and deductions during the fiscal year. Donated capital assets are recorded at their fair market value on the date donated. The District maintains a capitalization threshold of \$5,000. Improvements are capitalized. The costs of normal maintenance and repairs that do not add to the value of the asset or materially extend an asset's life are not capitalized.

All capital assets, except land, are depreciated. Improvements are depreciated over the remaining useful lives of the related capital assets. Depreciation is computed using the straight-line method over the following useful lives:

<u>Description</u>	Governmental Activities <u>Estimated Lives</u>
Land improvements	20 - 50 years
Buildings and improvements	25 - 133 years
Furniture and equipment	3 - 50 years
Vehicles	10 - 15 years
Infrastructure	50 years

K. Interfund Balances

On fund financial statements, receivables and payables resulting from short-term interfund loans are classified as "interfund loans receivable/payable", and receivables and payables resulting from short-term interfund loans to cover negative cash balances are classified as "due to/from other funds". These amounts are eliminated in the governmental activities column on the statement of net position.

L. Compensated Absences

Compensated absences of the District consist of vacation leave and sick leave to the extent that payments to the employee for these absences are attributable to services already rendered and are not contingent on a specific event that is outside the control of the District and the employee.

**BUCKEYE VALLEY LOCAL SCHOOL DISTRICT
DELAWARE COUNTY, OHIO**

**NOTES TO THE BASIC FINANCIAL STATEMENTS
FOR THE FISCAL YEAR ENDED JUNE 30, 2015**

NOTE 2 - SUMMARY OF SIGNIFICANT ACCOUNTING POLICIES - (Continued)

In accordance with the provisions of GASB Statement No. 16, "Accounting for Compensated Absences", a liability for vacation leave is accrued if a) the employees' rights to payment are attributable to services already rendered; and b) it is probable that the employer will compensate the employees for the benefits through paid time off or other means, such as cash payment at termination or retirement. An accrual for earned sick leave is made to the extent that it is probable that the benefits will result in termination (severance) payments. A liability for sick leave is accrued using the vesting method; i.e., the liability is based on the sick leave accumulated at June 30, 2015, by those employees who are currently eligible to receive termination (severance) payments, as well as those employees expected to become eligible in the future. For purposes of establishing a liability for sick leave on employees expected to become eligible to retire in the future, all employees with at least ten years of service at any age were considered expected to become eligible to retire in accordance with GASB Statement No. 16.

The total liability for vacation leave and sick leave payments has been calculated using pay rates in effect at June 30, 2015 and reduced to the maximum payment allowed by labor contract and/or statute, plus any applicable additional salary related payments.

The entire compensated absences liability is reported on the government-wide financial statements.

For governmental fund financial statements, compensated absences are recognized as liabilities and expenditures as payments come due each period upon the occurrence of employee resignations and retirements. Any applicable amounts are recorded in the account "compensated absences payable" in the funds from which the employees who have accumulated unpaid leave are paid. The noncurrent portion of the liability is not reported.

M. Accrued Liabilities and Long-Term Obligations

All payables, accrued liabilities and long-term obligations are reported on the government-wide financial statements. In general, governmental fund payables and accrued liabilities that, once incurred, are paid in a timely manner and in full from current financial resources are reported as obligations of the funds. However, compensated absences that are paid from governmental funds are reported as liabilities on the fund financial statements only to the extent that they are due for payment during the current fiscal year. Bonds and capital lease obligations are recognized as liabilities on the fund financial statements when due.

N. Unamortized Bond Premium and Discount/Accounting Gain or Loss

On the government-wide financial statements, bond premiums are deferred and amortized over the term of the bonds using the straight-line method, which approximates the effective interest method. Bond premiums are presented as an addition to the face amount of the bonds.

For bond refundings resulting in the defeasance of debt reported on the government-wide financial statements, the difference between the reacquisition price and the net carrying amount of the old debt is deferred and amortized as a component of interest expense. This accounting gain or loss is amortized over the remaining life of the old debt or the life of the new debt, whichever is shorter, and is presented as a deferred outflow of resources on the statement of net position.

**BUCKEYE VALLEY LOCAL SCHOOL DISTRICT
DELAWARE COUNTY, OHIO**

NOTES TO THE BASIC FINANCIAL STATEMENTS
FOR THE FISCAL YEAR ENDED JUNE 30, 2015

NOTE 2 - SUMMARY OF SIGNIFICANT ACCOUNTING POLICIES - (Continued)

On the governmental fund financial statements, bond premiums are recognized in the current period. A reconciliation between the bonds' face value and the amount reported on the statement of net position is presented in Note 15.

O. Net Position

Net position represents the difference between assets plus deferred outflows of resources and liabilities plus deferred inflows of resources. The net position component "net investment in capital assets," consists of capital assets, net of accumulated depreciation, reduced by the outstanding balances of any borrowing or liabilities used for the acquisition, construction or improvement of those assets. Deferred outflows of resources and deferred inflows of resources that are attributable to the acquisition, construction or improvement of those assets or related debt also should be included in this component of net position. Net position is reported as restricted when there are limitations imposed on its use either through the enabling legislation adopted by the District or through external restrictions imposed by creditors, grantors or laws or regulations of other governments. The amount restricted for other purposes represents amounts restricted for food service operations, the Brandon Wade memorial, and school farm activities.

The District applies restricted resources first when an expense is incurred for purposes for which both restricted and unrestricted net position is available.

P. Fund Balance

Fund balance is divided into five classifications based primarily on the extent to which the District is bound to observe constraints imposed upon the use of the resources in the governmental funds. The classifications are as follows:

Nonspendable - The nonspendable fund balance classification includes amounts that cannot be spent because they are not in spendable form or legally required to be maintained intact. The "not in spendable form" criterion includes items that are not expected to be converted to cash.

Restricted - Fund balance is reported as restricted when constraints are placed on the use of resources that are either externally imposed by creditors (such as through debt covenants), grantors, contributors, or laws or regulations of other governments, or imposed by law through constitutional provisions or enabling legislation.

Committed - The committed fund balance classification includes amounts that can be used only for the specific purposes imposed by a formal action (resolution) of the District Board of Education (the highest level of decision making authority). Those committed amounts cannot be used for any other purpose unless the District Board of Education removes or changes the specified use by taking the same type of action (resolution) it employed to previously commit those amounts. Committed fund balance also incorporates contractual obligations to the extent that existing resources in the fund have been specifically committed for use in satisfying those contractual requirements.

**BUCKEYE VALLEY LOCAL SCHOOL DISTRICT
DELAWARE COUNTY, OHIO**

**NOTES TO THE BASIC FINANCIAL STATEMENTS
FOR THE FISCAL YEAR ENDED JUNE 30, 2015**

NOTE 2 - SUMMARY OF SIGNIFICANT ACCOUNTING POLICIES - (Continued)

Assigned - Amounts in the assigned fund balance classification are intended to be used by the District for specific purposes, but do not meet the criteria to be classified as restricted nor committed. In governmental funds other than the general fund, assigned fund balance represents the remaining amount that is not restricted or committed. In the general fund, assigned amounts represent intended uses established by policies of the District Board of Education, which includes giving the Treasurer the authority to constrain monies for intended purposes.

Unassigned - Unassigned fund balance is the residual classification for the general fund and includes all spendable amounts not contained in the other classifications. In other governmental funds, the unassigned classification is only used to report a deficit fund balance resulting from overspending for specific purposes for which amounts had been restricted, committed, or assigned.

The District applies restricted resources first when expenditures are incurred for purposes for which restricted and unrestricted (committed, assigned, and unassigned) fund balance is available. Similarly, within unrestricted fund balance, committed amounts are reduced first followed by assigned, and then unassigned amounts when expenditures are incurred for purposes for which amounts in any of the unrestricted fund balance classifications could be used.

Q. Interfund Activity

Exchange transactions between funds are reported as revenues in the seller funds and as expenses/expenditures in the purchaser funds. Flows of cash or goods from one fund to another without a requirement for repayment are reported as interfund transfers. Interfund transfers are reported as other financing sources/uses in governmental funds. Repayments from funds responsible for particular expenses/expenditures to the funds that initially paid for them are not presented on the basic financial statements. The District did not report any interfund activity during fiscal year 2015.

R. Pensions

For purposes of measuring the net pension liability, deferred outflows of resources and deferred inflows of resources related to pensions, and pension expense, information about the fiduciary net position of the pension plans and additions to/deductions from their fiduciary net position have been determined on the same basis as they are reported by the pension systems. For this purpose, benefit payments (including refunds of employee contributions) are recognized when due and payable in accordance with the benefit terms. The pension systems report investments at fair value.

S. Estimates

The preparation of the basic financial statements in conformity with GAAP requires management to make estimates and assumptions that affect the amounts reported in the basic financial statements and accompanying notes. Actual results may differ from those estimates.

T. Extraordinary and Special Items

Extraordinary items are transactions or events that are both unusual in nature and infrequent in occurrence. Special items are transactions or events that are within the control of the Board of Education and that are either unusual in nature or infrequent in occurrence. Neither type of transaction occurred during fiscal year 2015.

**BUCKEYE VALLEY LOCAL SCHOOL DISTRICT
DELAWARE COUNTY, OHIO**

NOTES TO THE BASIC FINANCIAL STATEMENTS
FOR THE FISCAL YEAR ENDED JUNE 30, 2015

NOTE 3 - ACCOUNTABILITY AND COMPLIANCE

A. Change in Accounting Principles/Restatement of Net Position

For fiscal year 2015, the District has implemented GASB Statement No. 68, "Accounting and Financial Reporting for Pensions - an Amendment of GASB Statement No. 27", GASB Statement No. 69 "Government Combinations and Disposals of Government Operations", and GASB Statement No. 71, "Pension Transition for Contributions Made Subsequent to the Measurement Date - an Amendment of GASB Statement No. 68".

GASB Statement No. 69 establishes accounting and financial reporting standards related to government combinations and disposals of government operations. The Statement improves the decision usefulness of financial reporting by requiring that disclosures be made by governments about combination arrangements in which they engage and for disposals of government operations. The implementation of GASB Statement No. 69 did not have an effect on the financial statements of the District.

GASB Statement No. 68 improves the accounting and financial reporting by state and local governments for pensions. It also improves information provided by state and local governmental employers about financial support for pensions that is provided by other entities. The implementation of GASB Statement No. 68 affected the District's pension plan disclosures, as presented in Note 11 to the financial statements, and added required supplementary information which is presented following the notes to the basic financial statements.

GASB Statement No. 71 improves the accounting and financial reporting by addressing an issue in GASB Statement No. 68, concerning transition provisions related to certain pension contributions made to defined benefit pension plans prior to implementation of that Statement by employers and nonemployer contributing entities.

A net position restatement is required in order to implement GASB Statement No 68 and 71. The governmental activities at July 1, 2014 have been restated as follows:

	Governmental Activities
Net position as previously reported	\$ 19,612,028
Deferred outflows - payments subsequent to measurement date	1,482,650
Net pension liability	<u>(29,773,050)</u>
Restated net position at July 1, 2014	<u>\$ (8,678,372)</u>

Other than employer contributions subsequent to the measurement date, the District made no restatement for deferred inflows/outflows of resources as the information needed to generate these restatements was not available. The restatement had no effect on fund balances.

**BUCKEYE VALLEY LOCAL SCHOOL DISTRICT
DELAWARE COUNTY, OHIO**

**NOTES TO THE BASIC FINANCIAL STATEMENTS
FOR THE FISCAL YEAR ENDED JUNE 30, 2015**

NOTE 3 - ACCOUNTABILITY AND COMPLIANCE - (Continued)

B. Deficit Fund Balances

Fund balances at June 30, 2015 included the following individual fund deficits:

<u>Nonmajor funds</u>	<u>Deficit</u>
Vocational Education Enhancement	\$ 405
Straight A	221,088
Race to the Top	299
IDEA Part B	20,729
Title I	40,574
Improving Teacher Quality	10,289

The general fund is liable for any deficit in this fund and provides transfers when cash is required, not when accruals occur. The deficit fund balance resulted from adjustments for accrued liabilities.

NOTE 4 - DEPOSITS AND INVESTMENTS

State statutes classify monies held by the District into three categories.

Active deposits are public deposits necessary to meet current demands on the treasury. Such monies must be maintained either as cash in the District treasury, in commercial accounts payable or withdrawable on demand, including negotiable order of withdrawal (NOW) accounts, or in money market deposit accounts.

Inactive deposits are public deposits that the Board of Education has identified as not required for use within the current five year period of designation of depositories. Inactive deposits must either be evidenced by certificates of deposit maturing not later than the end of the current period of designation of depositories, or by savings or deposit accounts including, but not limited to, passbook accounts.

Interim deposits are deposits of interim monies. Interim monies are those monies which are not needed for immediate use, but which will be needed before the end of the current period of designation of depositories.

Interim deposits must be evidenced by time certificates of deposit maturing not more than one year from the date of deposit or by savings or deposit accounts including passbook accounts.

Interim monies may be deposited or invested in the following securities:

1. United States Treasury Notes, Bills, Bonds, or any other obligation or security issued by the United States Treasury or any other obligation guaranteed as to principal and interest by the United States;
2. Bonds, notes, debentures, or any other obligations or securities issued by any federal government agency or instrumentality, including, but not limited to, the Federal National Mortgage Association, Federal Home Loan Bank, Federal Farm Credit Bank, Federal Home Loan Mortgage Corporation, Government National Mortgage Association, and Student Loan Marketing Association. All federal agency securities shall be direct issuances of federal government agencies or instrumentalities;

**BUCKEYE VALLEY LOCAL SCHOOL DISTRICT
DELAWARE COUNTY, OHIO**

**NOTES TO THE BASIC FINANCIAL STATEMENTS
FOR THE FISCAL YEAR ENDED JUNE 30, 2015**

NOTE 4 - DEPOSITS AND INVESTMENTS - (Continued)

3. Written repurchase agreements in the securities listed above provided that the market value of the securities subject to the repurchase agreement must exceed the principal value of the agreement by at least two percent and be marked to market daily, and that the term of the agreement must not exceed thirty days;
4. Bonds and other obligations of the State of Ohio;
5. No-load money market mutual funds consisting exclusively of obligations described in items (1) and (2) above and repurchase agreements secured by such obligations, provided that investments in securities described in this division are made only through eligible institutions;
6. The State Treasurer's investment pool (STAR Ohio);
7. Certain banker's acceptance and commercial paper notes for a period not to exceed one hundred eighty days from the purchase date in an amount not to exceed twenty-five percent of the interim monies available for investment at any one time; and,
8. Under limited circumstances, corporate debt interests rated in either of the two highest classifications by at least two nationally recognized rating agencies.

Protection of the District's deposits is provided by the Federal Deposit Insurance Corporation (FDIC), by eligible securities pledged by the financial institution as security for repayment, by surety company bonds deposited with the Treasurer by the financial institution or by a single collateral pool established by the financial institution to secure the repayment of all public monies deposited with the institution.

Investments in stripped principal or interest obligations, reverse repurchase agreements and derivatives are prohibited. The issuance of taxable notes for the purpose of arbitrage, the use of leverage and short selling are also prohibited. An investment must mature within five years from the date of purchase unless matched to a specific obligation or debt of the District, and must be purchased with the expectation that it will be held to maturity. Investments may only be made through specified dealers and institutions. Payment for investments may be made only upon delivery of the securities representing the investments to the Treasurer or, if the securities are not represented by a certificate, upon receipt of confirmation of transfer from the custodian.

A. Cash on Hand

At June 30, 2015, the District had \$3,915 in undeposited cash on hand, which is included on the basic financial statements of the District as part of "equity in pooled cash and cash equivalents".

B. Deposits with Financial Institutions

At June 30, 2015, the carrying amount of all District deposits was \$6,818,791. Based on the criteria described in GASB Statement No. 40, "Deposits and Investment Risk Disclosures", as of June 30, 2015, \$2,543,347 of the District's bank balance of \$7,316,354 was exposed to custodial risk as discussed below, while \$4,773,007 was covered by the FDIC.

**BUCKEYE VALLEY LOCAL SCHOOL DISTRICT
DELAWARE COUNTY, OHIO**

NOTES TO THE BASIC FINANCIAL STATEMENTS
FOR THE FISCAL YEAR ENDED JUNE 30, 2015

NOTE 4 - DEPOSITS AND INVESTMENTS - (Continued)

Custodial credit risk is the risk that, in the event of bank failure, the District's deposits may not be returned. All deposits are collateralized with eligible securities in amounts equal to at least 105% of the carrying value of the deposits. Such collateral, as permitted by the Ohio Revised Code, is held in single financial institution collateral pools at Federal Reserve Banks, or at member banks of the federal reserve system, in the name of the respective depository bank and pledged as a pool of collateral against all of the public deposits it holds or as specific collateral held at the Federal Reserve Bank in the name of the District. The District has no deposit policy for custodial credit risk beyond the requirements of State statute. Although the securities were held by the pledging institutions' trust department and all statutory requirements for the deposit of money had been followed, noncompliance with federal requirements could potentially subject the District to a successful claim by the FDIC.

C. Investments

As of June 30, 2015, the District had the following investment and maturity:

<u>Investment type</u>	<u>Fair Value</u>	Investment <u>Maturity</u> 6 Months or <u>Less</u>
STAR Ohio	<u>\$ 2,636,450</u>	<u>\$ 2,636,450</u>

Interest Rate Risk: Interest rate risk arises when potential purchasers of debt securities will not agree to pay face value for those securities if interest rates subsequently increase. As a means of limiting its exposure to fair value losses arising from rising interest rates and according to State law, the District's investment policy limits investment portfolio maturities to five years or less.

Credit Risk: Standard & Poor's has assigned STAR Ohio an AAAM money market rating. Ohio law requires that STAR Ohio maintain the highest rating provided by at least one nationally recognized standard rating service. The District's investment policy does not specifically address credit risk beyond requiring the District to only invest in securities authorized by State statute.

Custodial Credit Risk: For an investment, custodial credit risk is the risk that, in the event of the failure of the counterparty, the District will not be able to recover the value of its investments or collateral securities that are in the possession of an outside party. The District has no investment policy dealing with investment custodial credit risk beyond the requirement in State statute that prohibits payment for investments prior to the delivery of the securities representing such investments to the Treasurer or qualified trustee.

Concentration of Credit Risk: The District places no limit on the amount that may be invested in any one issuer. The following table includes the percentage of each investment type held by the District at June 30, 2015:

<u>Investment type</u>	<u>Fair Value</u>	<u>% of Total</u>
STAR Ohio	<u>\$ 2,636,450</u>	<u>100.00</u>

**BUCKEYE VALLEY LOCAL SCHOOL DISTRICT
DELAWARE COUNTY, OHIO**

NOTES TO THE BASIC FINANCIAL STATEMENTS
FOR THE FISCAL YEAR ENDED JUNE 30, 2015

NOTE 4 - DEPOSITS AND INVESTMENTS - (Continued)

D. Reconciliation of Cash and Investments to the Statement of Net Position

The following is a reconciliation of cash and investments as reported in the note above to cash and investments as reported on the statement of net position as of June 30, 2015:

<u>Cash and investments per note</u>	
Carrying amount of deposits	\$ 6,818,791
Investments	2,636,450
Cash on hand	<u>3,915</u>
Total	<u>\$ 9,459,156</u>
<u>Cash and investments per statement of net position</u>	
Governmental activities	\$ 9,334,579
Private-purpose trust funds	49,802
Agency funds	<u>74,775</u>
Total	<u>\$ 9,459,156</u>

NOTE 5 - INTERFUND TRANSACTIONS

- A. Interfund loans receivable/payable consisted of the following at June 30, 2015, as reported on the fund financial statements:

<u>Receivable Fund</u>	<u>Payable Funds</u>	<u>Amount</u>
General	Nonmajor governmental funds	<u>\$ 10,388</u>

The primary purpose of interfund balances is to cover costs in specific funds where revenues were not received by June 30. The interfund balances will be repaid once the anticipated revenues are received. All interfund balances are expected to be repaid within one year.

Interfund balances between governmental funds are eliminated on the government-wide financial statements; therefore, no internal balances at June 30, 2015 are reported on the statement of net position.

- B. Amounts due to/from other funds consisted of the following at June 30, 2015, as reported on the fund financial statements:

<u>Receivable Fund</u>	<u>Payable Funds</u>	<u>Amount</u>
General	Nonmajor governmental funds	<u>\$ 90,698</u>

The primary purpose of these interfund balances is to cover negative cash balances in specific funds where revenues were requested, but were not received by June 30. These interfund balances will be repaid once the anticipated revenues are received. The District met the exception requirements of Ohio Revised Code Section 3315.20, allowing negative cash balances in these funds.

Interfund balances between governmental funds are eliminated on the government-wide financial statements; therefore, no internal balances at June 30, 2015 are reported on the statement of net position.

**BUCKEYE VALLEY LOCAL SCHOOL DISTRICT
DELAWARE COUNTY, OHIO**

**NOTES TO THE BASIC FINANCIAL STATEMENTS
FOR THE FISCAL YEAR ENDED JUNE 30, 2015**

NOTE 6 - PROPERTY TAXES

Property taxes are levied and assessed on a calendar year basis while the District fiscal year runs from July through June. First half tax collections are received by the District in the second half of the fiscal year. Second half tax distributions occur in the first half of the following fiscal year.

Property taxes include amounts levied against all real property and public utility property. Real property tax revenues received in calendar year 2015 represent the collection of calendar year 2014 taxes. Real property taxes received in calendar year 2015 were levied after April 1, 2014, on the assessed values as of January 1, 2014, the lien date. Assessed values for real property taxes are established by State statute at 35 percent of appraised market value. Real property taxes are payable annually or semiannually. If paid annually, payment is due December 31; if paid semiannually, the first payment is due December 31, with the remainder payable by June 20. Under certain circumstances, State statute permits alternate payment dates to be established. Public utility property tax revenues received in calendar year 2015 represent the collection of calendar year 2014 taxes. Public utility real and personal property taxes received in calendar year 2015 became a lien on December 31, 2013, were levied after April 1, 2014, and are collected with real property taxes. Public utility real property is assessed at 35 percent of true value; public utility tangible personal property is currently assessed at varying percentages of true value.

The District receives property taxes from Delaware, Morrow, Union, and Marion Counties. The County Auditors periodically advance to the District its portion of the taxes collected. Second-half real property tax payments collected by the Counties by June 30, 2015, are available to finance fiscal year 2015 operations. The amount available as an advance at June 30, 2015 was \$2,626,435 in the general fund, \$483,221 in the debt service fund, and \$195,901 in the permanent improvement fund (a nonmajor governmental fund). This amount is recorded as revenue. The amount available for advance at June 30, 2014 was \$2,326,476 in the general fund, \$490,518 in the debt service fund, and \$171,110 in the permanent improvement fund (a nonmajor governmental fund). The amount of second-half real property taxes available for advance at fiscal year end can vary based on the date the tax bills are sent.

Accrued property taxes receivable includes real property, public utility property and delinquent tangible personal property taxes which are measurable as of June 30, 2015 and for which there is an enforceable legal claim. Although total property tax collections for the next fiscal year are measurable, only the amount of real property taxes available as an advance at June 30 was levied to finance current fiscal year operations and is reported as revenue at fiscal year end. The portion of the receivable not levied to finance current fiscal year operations is offset by a credit to deferred inflows of resources.

On the accrual basis of accounting, collectible delinquent property taxes have been recorded as a receivable and revenue, while on a modified accrual basis of accounting the revenue has been reported as a deferred inflow of resources.

**BUCKEYE VALLEY LOCAL SCHOOL DISTRICT
DELAWARE COUNTY, OHIO**

NOTES TO THE BASIC FINANCIAL STATEMENTS
FOR THE FISCAL YEAR ENDED JUNE 30, 2015

NOTE 6 - PROPERTY TAXES - (Continued)

The assessed values upon which the fiscal year 2015 taxes were collected are:

	2014 Second Half Collections		2015 First Half Collections	
	<u>Amount</u>	<u>Percent</u>	<u>Amount</u>	<u>Percent</u>
Agricultural/residential and other real estate	\$ 500,110,590	97.13	\$ 571,873,130	97.33
Public utility personal	<u>14,783,830</u>	<u>2.87</u>	<u>15,678,860</u>	<u>2.67</u>
Total	<u>\$ 514,894,420</u>	<u>100.00</u>	<u>\$ 587,551,990</u>	<u>100.00</u>
Tax rate per \$1,000 of assessed valuation	\$ 34.80		\$ 34.20	

NOTE 7 - RECEIVABLES

Receivables at June 30, 2015 consisted of property taxes, income taxes, accounts (student fees and billings for user charged services), accrued interest, and intergovernmental grants and entitlements. All receivables are considered collectible in full due to the ability to foreclose for the nonpayment of taxes, the stable condition of State programs, and the current year guarantee of federal funds. All receivables, except property taxes, are expected to be collected within one year. Property taxes, although ultimately collectible, include some portion of delinquencies that will not be collected within one year. A list of the principal items of receivables reported on the statement of net position follows:

Governmental activities:

Property taxes	\$ 13,446,050
Income taxes	2,653,290
Accounts	41,551
Accrued interest	2,843
Intergovernmental	<u>821,339</u>
Total	<u>\$ 16,965,073</u>

NOTE 8 - INCOME TAX

The District levies a voted tax of 1 percent for general operations on the income of residents and of estates. The tax was effective on January 1, 1993, and is for a continuing period. Employers of residents are required to withhold income tax on compensation and remit the tax to the State. Taxpayers are required to file an annual return. The State makes quarterly distributions to the District after withholding amounts for administrative fees and estimated refunds. Income tax revenue of \$5,859,274 was credited to the general fund during fiscal year 2015.

**BUCKEYE VALLEY LOCAL SCHOOL DISTRICT
DELAWARE COUNTY, OHIO**

NOTES TO THE BASIC FINANCIAL STATEMENTS
FOR THE FISCAL YEAR ENDED JUNE 30, 2015

NOTE 9 - CAPITAL ASSETS

Capital asset activity for the fiscal year ended June 30, 2015, was as follows:

	Balance <u>July 1, 2014</u>	<u>Additions</u>	<u>Deductions</u>	Balance <u>June 30, 2015</u>
Governmental activities:				
<i>Capital assets, not being depreciated:</i>				
Land	\$ 498,673	\$ -	\$ -	\$ 498,673
Total capital assets, not being depreciated	<u>498,673</u>	<u>-</u>	<u>-</u>	<u>498,673</u>
<i>Capital assets, being depreciated:</i>				
Land improvements	2,182,497	33,158	-	2,215,655
Buildings and improvements	32,381,066	207,255	-	32,588,321
Furniture and equipment	2,681,844	238,358	-	2,920,202
Vehicles	2,673,150	187,602	-	2,860,752
Infrastructure	<u>154,668</u>	<u>-</u>	<u>-</u>	<u>154,668</u>
Total capital assets, being depreciated	<u>40,073,225</u>	<u>666,373</u>	<u>-</u>	<u>40,739,598</u>
<i>Less: accumulated depreciation:</i>				
Land improvements	(678,677)	(72,764)	-	(751,441)
Buildings and improvements	(6,382,946)	(449,208)	-	(6,832,154)
Furniture and equipment	(1,392,579)	(199,311)	-	(1,591,890)
Vehicles	(1,669,235)	(233,037)	-	(1,902,272)
Infrastructure	<u>(77,803)</u>	<u>(2,734)</u>	<u>-</u>	<u>(80,537)</u>
Total accumulated depreciation	<u>(10,201,240)</u>	<u>(957,054)</u>	<u>-</u>	<u>(11,158,294)</u>
Depreciable capital assets, net	<u>29,871,985</u>	<u>(290,681)</u>	<u>-</u>	<u>29,581,304</u>
Governmental activities capital assets, net	<u>\$ 30,370,658</u>	<u>\$ (290,681)</u>	<u>\$ -</u>	<u>\$ 30,079,977</u>

Buckeye Valley North Elementary School was closed for the 2014-2015 school year. The District's management retains the possibility of re-opening this elementary school once funding becomes available.

**BUCKEYE VALLEY LOCAL SCHOOL DISTRICT
DELAWARE COUNTY, OHIO**

NOTES TO THE BASIC FINANCIAL STATEMENTS
FOR THE FISCAL YEAR ENDED JUNE 30, 2015

NOTE 9 - CAPITAL ASSETS - (Continued)

Depreciation expense was charged to governmental activities as follows:

<u>Instruction:</u>	
Regular	\$ 475,782
Special	15,382
Vocational	5,762
<u>Support services:</u>	
Pupil	9,356
Instructional staff	24,565
Administration	28,080
Fiscal	718
Operations and maintenance	66,568
Pupil transportation	217,550
<u>Operation of non-instructional services:</u>	
Other non-instructional services	12,976
Food service operations	14,397
Extracurricular activities	<u>85,918</u>
Total depreciation expense	<u>\$ 957,054</u>

NOTE 10 - RISK MANAGEMENT

A. Property and Liability

The District is exposed to various risks of loss related to torts; theft of, damage to, and destruction of assets; errors and omissions; injuries to employees; and natural disasters.

For fiscal year 2015, the District participated in the Ohio School Plan (Plan), an insurance purchasing pool. Each participant enters into an individual agreement with the Plan for insurance coverage and pays annual premiums to the Plan based on the types and limits of coverage and deductibles selected by the participant.

Coverage provided by the Ohio School Plan is as follows:

Automobile Liability	\$2,000,000
Uninsured Motorist	1,000,000
Buildings and Contents/Boiler and Machinery	87,662,833
General District Liability	
Per Occurrence	2,000,000
Total Per Year	4,000,000
Excess Liability	2,000,000

Settled claims have not exceeded this commercial coverage in any of the past three fiscal years, and there has been no significant reduction in insurance coverage from the prior fiscal year.

**BUCKEYE VALLEY LOCAL SCHOOL DISTRICT
DELAWARE COUNTY, OHIO**

NOTES TO THE BASIC FINANCIAL STATEMENTS
FOR THE FISCAL YEAR ENDED JUNE 30, 2015

NOTE 10 - RISK MANAGEMENT - (Continued)

B. Workers' Compensation Rating Plan

During fiscal year 2015, the District participated in the Ohio School Boards Association Workers' Compensation Group Rating Plan (GRP), an insurance purchasing pool. The intent of the GRP is to achieve the benefit of a reduced premium for the District by virtue of its grouping and representation with other participants in the GRP. The workers' compensation experience of the participants is calculated as one experience and a common premium rate is applied to all participants in the GRP. Each participant pays its workers' compensation premium to the State based on the rate for the GRP rather than its individual rate.

Participation in the GRP is limited to participants that can meet the GRP's selection criteria. The firm of CompManagement, Inc. provides administrative, cost control, and actuarial services to the GRP.

C. Employee Group Insurance Benefits

During fiscal year 2015, the District participated in the Stark County Schools Council of Governments Health Benefits Program to provide employee medical/surgical and dental benefits. The Stark County Schools Council's Health Benefits Program is a shared risk pool comprised of an 85-member council (66 of which are member school districts). Rates are set through an annual calculation process. The District pays a monthly contribution, which is paid in a common fund from which claims payments are made for all participants regardless of claims flow. The Board of Directors has the right to return monies to an exiting participant subsequent to the settlements of all outstanding expenses and claims.

NOTE 11 - DEFINED BENEFIT PENSION PLANS

Net Pension Liability

The net pension liability reported on the statement of net position represents a liability to employees for pensions. Pensions are a component of exchange transactions—between an employer and its employees—of salaries and benefits for employee services. Pensions are provided to an employee—on a deferred-payment basis—as part of the total compensation package offered by an employer for employee services each financial period. The obligation to sacrifice resources for pensions is a present obligation because it was created as a result of employment exchanges that already have occurred.

The net pension liability represents the District's proportionate share of each pension plan's collective actuarial present value of projected benefit payments attributable to past periods of service, net of each pension plan's fiduciary net position. The net pension liability calculation is dependent on critical long-term variables, including estimated average life expectancies, earnings on investments, cost of living adjustments and others. While these estimates use the best information available, unknowable future events require adjusting this estimate annually.

Ohio Revised Code limits the District's obligation for this liability to annually required payments. The District cannot control benefit terms or the manner in which pensions are financed; however, the District does receive the benefit of employees' services in exchange for compensation including pension.

**BUCKEYE VALLEY LOCAL SCHOOL DISTRICT
DELAWARE COUNTY, OHIO**

NOTES TO THE BASIC FINANCIAL STATEMENTS
FOR THE FISCAL YEAR ENDED JUNE 30, 2015

NOTE 11 - DEFINED BENEFIT PENSION PLANS - (Continued)

GASB 68 assumes the liability is solely the obligation of the employer, because (1) they benefit from employee services; and (2) State statute requires all funding to come from these employers. All contributions to date have come solely from these employers (which also includes costs paid in the form of withholdings from employees). State statute requires the pension plans to amortize unfunded liabilities within 30 years. If the amortization period exceeds 30 years, each pension plan's board must propose corrective action to the State legislature. Any resulting legislative change to benefits or funding could significantly affect the net pension liability. Resulting adjustments to the net pension liability would be effective when the changes are legally enforceable.

The proportionate share of each plan's unfunded benefits is presented as a long-term *net pension liability* on the accrual basis of accounting. Any liability for the contractually-required pension contribution outstanding at the end of the year is included in *pension and postemployment benefits payable* on both the accrual and modified accrual bases of accounting.

Plan Description - School Employees Retirement System (SERS)

Plan Description –District non-teaching employees participate in SERS, a cost-sharing multiple-employer defined benefit pension plan administered by SERS. SERS provides retirement, disability and survivor benefits, annual cost-of-living adjustments, and death benefits to plan members and beneficiaries. Authority to establish and amend benefits is provided by Ohio Revised Code Chapter 3309. SERS issues a publicly available, stand-alone financial report that includes financial statements, required supplementary information and detailed information about SERS' fiduciary net position. That report can be obtained by visiting the SERS website at www.ohsers.org under Employers/Audit Resources.

Age and service requirements for retirement are as follows:

	Eligible to Retire on or before August 1, 2017 *	Eligible to Retire after August 1, 2017
Full Benefits	Any age with 30 years of service credit	Age 67 with 10 years of service credit; or Age 57 with 30 years of service credit
Actuarially Reduced Benefits	Age 60 with 5 years of service credit Age 55 with 25 years of service credit	Age 62 with 10 years of service credit; or Age 60 with 25 years of service credit

* Members with 25 years of service credit as of August 1, 2017, will be included in this plan.

Annual retirement benefits are calculated based on final average salary multiplied by a percentage that varies based on year of service; 2.2 percent for the first thirty years of service and 2.5 percent for years of service credit over 30. Final average salary is the average of the highest three years of salary.

One year after an effective benefit date, a benefit recipient is entitled to a three percent cost-of-living adjustment (COLA). This same COLA is added each year to the base benefit amount on the anniversary date of the benefit.

**BUCKEYE VALLEY LOCAL SCHOOL DISTRICT
DELAWARE COUNTY, OHIO**

NOTES TO THE BASIC FINANCIAL STATEMENTS
FOR THE FISCAL YEAR ENDED JUNE 30, 2015

NOTE 11 - DEFINED BENEFIT PENSION PLANS - (Continued)

Funding Policy – Plan members are required to contribute 10 percent of their annual covered salary and the District is required to contribute 14 percent of annual covered payroll. The contribution requirements of plan members and employers are established and may be amended by the SERS' Retirement Board up to statutory maximum amounts of 10 percent for plan members and 14 percent for employers. The Retirement Board, acting with the advice of the actuary, allocates the employer contribution rate among four of the System's funds (Pension Trust Fund, Death Benefit Fund, Medicare B Fund, and Health Care Fund). For the fiscal year ended June 30, 2015, the allocation to pension, death benefits, and Medicare B was 13.18 percent. The remaining 0.82 percent of the 14 percent employer contribution rate was allocated to the Health Care Fund.

The District's contractually required contribution to SERS was \$361,704 for fiscal year 2015. Of this amount \$38,676 is reported as pension and postemployment benefits payable.

Plan Description - State Teachers Retirement System (STRS)

Plan Description – District licensed teachers and other faculty members participate in STRS Ohio, a cost-sharing multiple-employer public employee retirement system administered by STRS. STRS provides retirement and disability benefits to members and death and survivor benefits to beneficiaries. STRS issues a stand-alone financial report that includes financial statements, required supplementary information and detailed information about STRS' fiduciary net position. That report can be obtained by writing to STRS, 275 E. Broad St., Columbus, OH 43215-3771, by calling (888) 227-7877, or by visiting the STRS Web site at www.strsoh.org.

New members have a choice of three retirement plans; a Defined Benefit (DB) Plan, a Defined Contribution (DC) Plan and a Combined Plan. Benefits are established by Ohio Revised Code Chapter 3307. The DB plan offers an annual retirement allowance based on final average salary multiplied by a percentage that varies based on years of service. Effective August 1, 2015, the calculation will be 2.2 percent of final average salary for the five highest years of earnings multiplied by all years of service. With certain exceptions, the basic benefit is increased each year by two percent of the original base benefit. For members retiring August 1, 2013, or later, the first two percent is paid on the fifth anniversary of the retirement benefit. Members are eligible to retire at age 60 with five years of qualifying service credit, or age 55 with 25 years of service, or 30 years of service regardless of age. Age and service requirements for retirement will increase effective August 1, 2015, and will continue to increase periodically until they reach age 60 with 35 years of service or age 65 with five years of service on August 1, 2026.

The DC Plan allows members to place all their member contributions and 9.5 percent of the 14 percent employer contributions into an investment account. Investment allocation decisions are determined by the member. The remaining 4.5 percent of the 14 percent employer rate is allocated to the defined benefit unfunded liability. A member is eligible to receive a retirement benefit at age 50 and termination of employment. The member may elect to receive a lifetime monthly annuity or a lump sum withdrawal.

The Combined Plan offers features of both the DB Plan and the DC Plan. In the Combined Plan, member contributions are allocated among investment choices by the member, and employer contributions are used to fund the defined benefit payment at a reduced level from the regular DB Plan. The defined benefit portion of the Combined Plan payment is payable to a member on or after age 60 with five years of services. The defined contribution portion of the account may be taken as a lump sum payment or converted to a lifetime monthly annuity at age 50.

**BUCKEYE VALLEY LOCAL SCHOOL DISTRICT
DELAWARE COUNTY, OHIO**

NOTES TO THE BASIC FINANCIAL STATEMENTS
FOR THE FISCAL YEAR ENDED JUNE 30, 2015

NOTE 11 - DEFINED BENEFIT PENSION PLANS - (Continued)

New members who choose the DC plan or Combined Plan will have another opportunity to reselect a permanent plan during their fifth year of membership. Members may remain in the same plan or transfer to another STRS plan. The optional annuitization of a member's defined contribution account or the defined contribution portion of a member's Combined Plan account to a lifetime benefit results in STRS bearing the risk of investment gain or loss on the account. STRS has therefore included all three plan options as one defined benefit plan for GASB 68 reporting purposes.

A DB or Combined Plan member with five or more years of credited service who is determined to be disabled may qualify for a disability benefit. Eligible survivors of members who die before service retirement may qualify for monthly benefits. New members on or after July 1, 2013, must have at least ten years of qualifying service credit that apply for disability benefits. Members in the DC Plan who become disabled are entitled only to their account balance. If a member of the DC Plan dies before retirement benefits begin, the member's designated beneficiary is entitled to receive the member's account balance.

Funding Policy – Employer and member contribution rates are established by the State Teachers Retirement Board and limited by Chapter 3307 of the Ohio Revised Code. The statutory maximum employee contribution rate was increased one percent July 1, 2014, and will be increased one percent each year until it reaches 14 percent on July 1, 2016. For the fiscal year ended June 30, 2015, plan members were required to contribute 12 percent of their annual covered salary. The District was required to contribute 14 percent; the entire 14 percent was the portion used to fund pension obligations. The fiscal year 2015 contribution rates were equal to the statutory maximum rates.

The District's contractually required contribution to STRS was \$1,317,150 for fiscal year 2015. Of this amount, \$208,592 is reported as pension and postemployment benefits payable.

Pension Liabilities, Pension Expense, and Deferred Outflows of Resources and Deferred Inflows of Resources Related to Pensions

The net pension liability was measured as of June 30, 2014, and the total pension liability used to calculate the net pension liability was determined by an actuarial valuation as of that date. The District's proportion of the net pension liability was based on the District's share of contributions to the pension plan relative to the contributions of all participating entities. Following is information related to the proportionate share and pension expense:

	<u>SERS</u>	<u>STRS</u>	<u>Total</u>
Proportionate share of the net pension liability	\$ 4,580,407	\$ 20,476,110	\$ 25,056,517
Proportion of the net pension liability	0.09050500%	0.08418255%	
Pension expense	\$ 267,297	\$ 794,280	\$ 1,061,577

**BUCKEYE VALLEY LOCAL SCHOOL DISTRICT
DELAWARE COUNTY, OHIO**

NOTES TO THE BASIC FINANCIAL STATEMENTS
FOR THE FISCAL YEAR ENDED JUNE 30, 2015

NOTE 11 - DEFINED BENEFIT PENSION PLANS - (Continued)

At June 30, 2015, the District reported deferred outflows of resources and deferred inflows of resources related to pensions from the following sources:

	<u>SERS</u>	<u>STRS</u>	<u>Total</u>
Deferred outflows of resources			
Differences between expected and actual experience	\$ 38,984	\$ 197,127	\$ 236,111
District contributions subsequent to the measurement date	<u>361,704</u>	<u>1,317,150</u>	<u>1,678,854</u>
Total deferred outflows of resources	<u>\$ 400,688</u>	<u>\$ 1,514,277</u>	<u>\$ 1,914,965</u>
Deferred inflows of resources			
Net difference between projected and actual earnings on pension plan investments	<u>\$ 743,413</u>	<u>\$ 3,788,158</u>	<u>\$ 4,531,571</u>

\$1,678,854 reported as deferred outflows of resources related to pension resulting from District contributions subsequent to the measurement date will be recognized as a reduction of the net pension liability in the year ending June 30, 2016. Other amounts reported as deferred outflows of resources and deferred inflows of resources related to pension will be recognized in pension expense as follows:

	<u>SERS</u>	<u>STRS</u>	<u>Total</u>
Fiscal Year Ending June 30:			
2016	\$ (176,107)	\$ (897,758)	\$ (1,073,865)
2017	(176,107)	(897,758)	(1,073,865)
2018	(176,107)	(897,758)	(1,073,865)
2019	<u>(176,108)</u>	<u>(897,757)</u>	<u>(1,073,865)</u>
Total	<u>\$ (704,429)</u>	<u>\$ (3,591,031)</u>	<u>\$ (4,295,460)</u>

Actuarial Assumptions - SERS

SERS' total pension liability was determined by their actuaries in accordance with GASB Statement No. 67, as part of their annual actuarial valuation for each defined benefit retirement plan. Actuarial valuations of an ongoing plan involve estimates of the value of reported amounts (e.g., salaries, credited service) and assumptions about the probability of occurrence of events far into the future (e.g., mortality, disabilities, retirements, employment termination). Actuarially determined amounts are subject to continual review and potential modifications, as actual results are compared with past expectations and new estimates are made about the future.

Projections of benefits for financial reporting purposes are based on the substantive plan (the plan as understood by the employers and plan members) and include the types of benefits provided at the time of each valuation and the historical pattern of sharing benefit costs between the employers and plan members to that point. The projection of benefits for financial reporting purposes does not explicitly incorporate the potential effects of legal or contractual funding limitations.

**BUCKEYE VALLEY LOCAL SCHOOL DISTRICT
DELAWARE COUNTY, OHIO**

NOTES TO THE BASIC FINANCIAL STATEMENTS
FOR THE FISCAL YEAR ENDED JUNE 30, 2015

NOTE 11 - DEFINED BENEFIT PENSION PLANS - (Continued)

Actuarial calculations reflect a long-term perspective. For a newly hired employee, actuarial calculations will take into account the employee's entire career with the employer and also take into consideration the benefits, if any, paid to the employee after termination of employment until the death of the employee and any applicable contingent annuitant. In many cases actuarial calculations reflect several decades of service with the employer and the payment of benefits after termination.

Key methods and assumptions used in calculating the total pension liability in the latest actuarial valuation, prepared as of June 30, 2014, are presented below:

Wage Inflation	3.25 percent
Future Salary Increases, including inflation	4.00 percent to 22 percent
COLA or Ad Hoc COLA	3 percent
Investment Rate of Return	7.75 percent net of investments expense, including inflation
Actuarial Cost Method	Entry Age Normal

For post-retirement mortality, the table used in evaluating allowances to be paid is the 1994 Group Annuity Mortality Table set back one year for both men and women. Special mortality tables are used for the period after disability retirement.

The most recent experience study was completed June 30, 2010.

The long-term return expectation for the Pension Plan Investments has been determined using a building-block approach and assumes a time horizon, as defined in SERS' *Statement of Investment Policy*. A forecasted rate of inflation serves as the baseline for the return expectation. Various real return premiums over the baseline inflation rate have been established for each asset class. The long-term expected nominal rate of return has been determined by calculating a weighted averaged of the expected real return premiums for each asset class, adding the projected inflation rate, and adding the expected return from rebalancing uncorrelated asset classes. The target allocation and best estimates of arithmetic real rates of return for each major assets class are summarized in the following table:

<u>Asset Class</u>	<u>Target Allocation</u>	<u>Long-Term Expected Real Rate of Return</u>
Cash	1.00 %	0.00 %
US Stocks	22.50	5.00
Non-US Stocks	22.50	5.50
Fixed Income	19.00	1.50
Private Equity	10.00	10.00
Real Assets	10.00	5.00
Multi-Asset Strategies	15.00	7.50
Total	<u>100.00 %</u>	

**BUCKEYE VALLEY LOCAL SCHOOL DISTRICT
DELAWARE COUNTY, OHIO**

NOTES TO THE BASIC FINANCIAL STATEMENTS
FOR THE FISCAL YEAR ENDED JUNE 30, 2015

NOTE 11 - DEFINED BENEFIT PENSION PLANS - (Continued)

Discount Rate The total pension liability was calculated using the discount rate of 7.75 percent. The projection of cash flows used to determine the discount rate assumed the contributions from employers and from the members would be computed based on contribution requirements as stipulated by State statute. Projected inflows from investment earning were calculated using the long-term assumed investment rate of return (7.75 percent). Based on those assumptions, the plan's fiduciary net position was projected to be available to make all future benefit payments of current plan members. Therefore, the long-term expected rate of return on pension plan investments was applied to all periods of projected benefits to determine the total pension liability.

Sensitivity of the District's Proportionate Share of the Net Pension Liability to Changes in the Discount Rate Net pension liability is sensitive to changes in the discount rate, and to illustrate the potential impact the following table presents the net pension liability calculated using the discount rate of 7.75 percent, as well as what each plan's net pension liability would be if it were calculated using a discount rate that is one percentage point lower (6.75 percent), or one percentage point higher (8.75 percent) than the current rate.

	1% Decrease (6.75%)	Current Discount Rate (7.75%)	1% Increase (8.75%)
District's proportionate share of the net pension liability	\$ 6,534,879	\$ 4,580,407	\$ 2,936,526

Actuarial Assumptions - STRS

The total pension liability in the June 30, 2014, actuarial valuation was determined using the following actuarial assumptions, applied to all periods included in the measurement:

Inflation	2.75 percent
Projected salary increases	2.75 percent at age 70 to 12.25 percent at age 20
Investment Rate of Return	7.75 percent, net of investment expenses
Cost-of-Living Adjustments (COLA)	2 percent simple applied as follows: for members retiring before August 1, 2013, 2 percent per year; for members retiring August 1, 2013, or later, 2 percent COLA paid on fifth anniversary of retirement date.

Mortality rates were based on the RP-2000 Combined Mortality Table (Projection 2022—Scale AA) for Males and Females. Males' ages are set-back two years through age 89 and no set-back for age 90 and above. Females younger than age 80 are set back four years, one year set back from age 80 through 89 and not set back from age 90 and above.

Actuarial assumptions used in the June 30, 2014, valuation are based on the results of an actuarial experience study, effective July 1, 2012.

**BUCKEYE VALLEY LOCAL SCHOOL DISTRICT
DELAWARE COUNTY, OHIO**

NOTES TO THE BASIC FINANCIAL STATEMENTS
FOR THE FISCAL YEAR ENDED JUNE 30, 2015

NOTE 11 - DEFINED BENEFIT PENSION PLANS - (Continued)

The 10 year expected real rate of return on pension plan investments was determined by STRS' investment consultant by developing best estimates of expected future real rates of return for each major asset class. The target allocation and best estimates of geometric real rates of return for each major asset class are summarized as follows:

<u>Asset Class</u>	<u>Target Allocation</u>	<u>Long-Term Expected Real Rate of Return</u>
Domestic Equity	31.00 %	8.00 %
International Equity	26.00	7.85
Alternatives	14.00	8.00
Fixed Income	18.00	3.75
Real Estate	10.00	6.75
Liquidity Reserves	1.00	3.00
Total	<u>100.00 %</u>	

Discount Rate The discount rate used to measure the total pension liability was 7.75 percent as of June 30, 2014. The projection of cash flows used to determine the discount rate assumes member and employer contributions will be made at the statutory contribution rates in accordance with rate increases described above. For this purpose, only employer contributions that are intended to fund benefits of current plan members and their beneficiaries are included. Projected employer contributions that are intended to fund the service costs of future plan members and their beneficiaries, as well as projected contributions from future plan members, are not included. Based on those assumptions, STRS' fiduciary net position was projected to be available to make all projected future benefit payments to current plan members as of June 30, 2014. Therefore, the long-term expected rate of return on pension plan investments of 7.75 percent was applied to all periods of projected benefit payment to determine the total pension liability as of June 30, 2014.

Sensitivity of the District's Proportionate Share of the Net Pension Liability to Changes in the Discount Rate The following table presents the District's proportionate share of the net pension liability calculated using the current period discount rate assumption of 7.75 percent, as well as what the District's proportionate share of the net pension liability would be if it were calculated using a discount rate that is one-percentage-point lower (6.75 percent) or one-percentage-point higher (8.75 percent) than the current rate:

	<u>1% Decrease (6.75%)</u>	<u>Current Discount Rate (7.75%)</u>	<u>1% Increase (8.75%)</u>
District's proportionate share of the net pension liability	\$ 29,313,783	\$ 20,476,110	\$ 13,002,412

**BUCKEYE VALLEY LOCAL SCHOOL DISTRICT
DELAWARE COUNTY, OHIO**

**NOTES TO THE BASIC FINANCIAL STATEMENTS
FOR THE FISCAL YEAR ENDED JUNE 30, 2015**

NOTE 12 - POSTEMPLOYMENT BENEFITS

A. School Employees Retirement System

Health Care Plan Description - The District contributes to the SERS Health Care Fund, administered by SERS for non-certificated retirees and their beneficiaries. For GASB 45 purposes, this plan is considered a cost-sharing, multiple-employer, defined benefit other postemployment benefit (OPEB) plan. The Health Care Plan includes hospitalization and physicians' fees through several types of plans including HMO's, PPO's, Medicare Advantage, and traditional indemnity plans as well as a prescription drug program. The financial report of the Plan is included in the SERS Comprehensive Annual Financial Report which can be obtained on SERS' website at www.ohsers.org under Employers/Audit Resources.

Access to health care for retirees and beneficiaries is permitted in accordance with Section 3309 of the Ohio Revised Code. The Health Care Fund was established and is administered in accordance with Internal Revenue Code Section 105(e). SERS' Retirement Board reserves the right to change or discontinue any health plan or program. Health care is financed through a combination of employer contributions and retiree premiums, copays and deductibles on covered health care expenses, investment returns, and any funds received as a result of SERS' participation in Medicare programs. Active employee members do not contribute to the Health Care Plan. Retirees and their beneficiaries are required to pay a health care premium that varies depending on the plan selected, the number of qualified years of service, Medicare eligibility and retirement status.

Funding Policy - State statute permits SERS to fund the health care benefits through employer contributions. Each year, after the allocation for statutorily required basic benefits, the Retirement Board allocates the remainder of the employer contribution of 14 percent of covered payroll to the Health Care Fund. For fiscal year 2015, 0.82 percent of covered payroll was allocated to health care. In addition, employers pay a surcharge for employees earning less than an actuarially determined minimum compensation amount, pro-rated according to service credit earned. For fiscal year 2015, this amount was \$20,450. Statutes provide that no employer shall pay a health care surcharge greater than 2 percent of that employer's SERS-covered payroll; nor may SERS collect in aggregate more than 1.5 percent of the total statewide SERS-covered payroll for the health care surcharge. For fiscal year 2015, the District's surcharge obligation was \$46,044.

The District's contributions for health care for the fiscal years ended June 30, 2015, 2014, and 2013 were \$65,377, \$53,325, and \$47,455, respectively. The full amount has been contributed for fiscal years 2015, 2014 and 2013.

B. State Teachers Retirement System

Plan Description - The District participates in the cost-sharing multiple-employer defined benefit Health Plan administered by the State Teachers Retirement System of Ohio (STRS) for eligible retirees who participated in the defined benefit or combined pension plans offered by STRS. Ohio law authorizes STRS to offer this plan. Benefits include hospitalization, physicians' fees, prescription drugs and reimbursement of monthly Medicare Part B premiums. The Plan is included in the report of STRS which can be obtained by visiting www.strsoh.org or by calling (888) 227-7877.

**BUCKEYE VALLEY LOCAL SCHOOL DISTRICT
DELAWARE COUNTY, OHIO**

**NOTES TO THE BASIC FINANCIAL STATEMENTS
FOR THE FISCAL YEAR ENDED JUNE 30, 2015**

NOTE 12 - POSTEMPLOYMENT BENEFITS

Funding Policy – Ohio Revised Code Chapter 3307 authorizes STRS to offer the Plan and gives the Retirement Board authority over how much, if any, of the health care costs will be absorbed by STRS. Active employee members do not contribute to the Health Care Plan. All benefit recipients, for the most recent year, pay a monthly premium. Under Ohio law, funding for post-employment health care may be deducted from employer contributions. For fiscal year 2015, STRS did not allocate any employer contributions to post-employment health care. The District’s contributions for health care for the fiscal years ended June 30, 2015, 2014, and 2013 were \$0, \$89,460, and \$86,359 respectively. The full amount has been contributed for fiscal years 2015, 2014 and 2013.

NOTE 13 - OTHER EMPLOYEE BENEFITS

A. Compensated Absences

The criteria for determining vacation leave and sick leave benefits are derived from negotiated agreements and State laws. Classified employees earn ten to twenty days of vacation leave per year, depending upon length of service. Accumulated unused vacation leave is paid to classified employees upon termination of employment. Teachers do not earn vacation leave.

Teachers, administrators, and classified employees earn sick leave at a rate of one and one-fourth days per month. Sick leave may be accumulated to a maximum of two hundred forty-five days for all employees. Upon retirement, payment is made for one-fourth of their accrued, but unused sick leave credit. In addition, sick leave in excess of one hundred twenty days is calculated on a basis of the total accumulated sick leave days up to and including two hundred thirty days multiplied by 0.357 for classified employees, and up to and including two hundred thirty days multiplied by 0.333 for certified employees.

B. Health Care Benefits

During fiscal year 2015, the District offered medical/surgical and dental insurance benefits to employees through the Stark County Schools Council of Governments Health Benefits Program. Employees share the cost of the monthly premium with the Board of Education. The employee premium varies depending on the terms of the union contract.

NOTE 14 - COMMITMENTS

The District utilizes encumbrance accounting as part of its budgetary controls. Encumbrances outstanding at year end may be reported as part of restricted, committed, or assigned classifications of fund balance. At year end, the District’s commitments for encumbrances in the governmental funds were as follows:

<u>Fund</u>	<u>Year End Encumbrances</u>
General fund	\$ 131,141
Nonmajor governmental funds	<u>388,973</u>
 Total	 <u>\$ 520,114</u>

**BUCKEYE VALLEY LOCAL SCHOOL DISTRICT
DELAWARE COUNTY, OHIO**

NOTES TO THE BASIC FINANCIAL STATEMENTS
FOR THE FISCAL YEAR ENDED JUNE 30, 2015

NOTE 15 - LONG-TERM OBLIGATIONS

- A. The long-term obligations were restated as described in Note 3.A. During the fiscal year 2015, the following changes occurred in governmental activities long-term obligations:

	Restated Balance Outstanding <u>July 1, 2014</u>	<u>Additions</u>	<u>Deletions</u>	Balance Outstanding <u>June 30, 2015</u>	Amounts Due in <u>One Year</u>
<u>General Obligation Bonds:</u>					
School Building Bonds (Series 1995)					
Term Bonds 5.00-6.85%	\$ 1,510,000	\$ -	\$ (725,000)	\$ 785,000	\$ 785,000
Refunding School Building Bonds (Series 2004)					
Current Interest Bonds 2.00-4.00%	3,845,008	-	(3,845,008)	-	-
Capital Appreciation Bonds	204,992	-	(17,454)	187,538	15,211
Accreted Interest on Capital Appreciation Bonds	562,499	108,196	(52,546)	618,149	54,789
School Facilities Bonds (Series 2009)					
Current Interest Bonds 2.50%-5.00%	13,300,000	-	(440,000)	12,860,000	-
Capital Appreciation Bonds	419,994	-	-	419,994	162,081
Accreted Interest on Capital Appreciation Bonds	505,219	154,363	-	659,582	287,919
Refunding School Building Bonds (Series 2014)					
Term Bonds 1.00-4.00%	-	<u>3,795,000</u>	<u>(5,000)</u>	<u>3,790,000</u>	<u>15,000</u>
Total, general obligation bonds	<u>20,347,712</u>	<u>4,057,559</u>	<u>(5,085,008)</u>	<u>19,320,263</u>	<u>1,320,000</u>
<u>Other Long-Term Obligations:</u>					
Capital lease obligations	675,966	-	(230,715)	445,251	129,603
Net pension liability	29,773,050	-	(4,716,533)	25,056,517	-
Compensated absences	<u>1,436,922</u>	<u>216,656</u>	<u>(229,439)</u>	<u>1,424,139</u>	<u>283,368</u>
Total, other long-term obligations	<u>31,885,938</u>	<u>216,656</u>	<u>(5,176,687)</u>	<u>26,925,907</u>	<u>412,971</u>
Total, all governmental activities long-term liabilities	52,233,650	<u>\$ 4,274,215</u>	<u>\$ (10,261,695)</u>	46,246,170	<u>\$ 1,732,971</u>
Add: unamortized premiums	<u>734,970</u>			<u>568,424</u>	
Total on statement of net position	<u>\$ 52,968,620</u>			<u>\$ 46,814,594</u>	

Compensated Absences - Compensated absences will be paid primarily from the general fund.

Net Pension Liability – See Note 11 for detail on the net pension liability.

Capital Lease Obligations - Capital lease obligations will be paid from the general fund and the permanent improvement fund (a nonmajor governmental fund). See Note 16 for details.

**BUCKEYE VALLEY LOCAL SCHOOL DISTRICT
DELAWARE COUNTY, OHIO**

**NOTES TO THE BASIC FINANCIAL STATEMENTS
FOR THE FISCAL YEAR ENDED JUNE 30, 2015**

NOTE 15 - LONG-TERM OBLIGATIONS - (Continued)

- B. School Building Bonds (Series 1995)** - On December 1, 1995, the District issued \$14,000,000 in voted general obligation bonds for improving and constructing school buildings and facilities. The bonds were issued for a twenty-five year period, with final maturity during fiscal year 2016. Interest payments on the bonds are due on June 1 and December 1 of each year. The interest rates on the bonds range from 5.00% to 6.85%. The bonds are being retired through the debt service fund.
- C. Refunding School Building Bonds (Series 2004)** - On October 1, 2004, the District issued refunding bonds in the amount of \$4,650,000 to partially refund bonds previously issued in fiscal year 1996 for improving and constructing school buildings and facilities. The refunding bond issue is comprised of both current interest bonds and capital appreciation bonds in the amounts of \$4,445,008 and \$204,992, respectively. The bonds were issued for a sixteen year period, with final maturity during fiscal year 2021. Interest payments on the current interest bonds are due on June 1 and December 1 of each year. The bonds are being retired through the debt service fund. The balance of the defeased debt at June 30, 2015 is \$4,650,000

The current interest bonds are subject to prior redemption on or after December 1, 2014, by and at the sole option of the District, either in whole on any date or in part on any interest payment date, and in integral multiples of \$5,000, at 100% of the principal amount redeemed plus accrued interest to the redemption date. The current interest bonds were refunded during fiscal year 2015.

The capital appreciation bonds are not subject to prior redemption. The capital appreciation bonds mature on December 1, 2014, 2015 and 2016 (stated interest 14.24%) at a redemption price equal to 100% of the principal, plus accrued interest to the redemption date. The accreted value at maturity for the capital appreciation bonds is \$1,050,000. Total accreted interest of \$618,149 has been included on the statement of net position at June 30, 2015.

- D. School Facilities Bonds (Series 2009)** - On April 20, 2009, the District issued general obligation bonds to finance building construction and improvements. The issue is comprised of both current interest bonds, par value \$15,580,000, and capital appreciation bonds, par value \$419,994. The interest rate on the current interest bonds ranges from 2.50% to 5.00%. The capital appreciation bonds mature on December 1, 2015, 2016 and 2017 (stated interest 16.05%) at a redemption price equal to 100% of the principal, plus accrued interest to the redemption date. The accreted value at maturity for the capital appreciation bonds is \$1,350,000. Total accreted interest of \$659,582 has been included on the statement of net position at June 30, 2015.

These bonds are general obligations of the District for which the full faith and credit of the District is pledged for repayment. Accordingly, such unmatured obligations of the District are accounted for on the statement of net position. Payments of principal and interest relating to this bond issuance are recorded as expenditures in the debt service fund.

Interest payments on the current interest bonds are due on June 1 and December 1 of each year. The final maturity stated for this bond issuance is December 1, 2036.

- E. Refunding School Building Bonds (Series 2014)** - On October 18, 2014, the District issued refunding bonds in the amount of \$3,795,000 to refund bonds previously issued in fiscal year 2005 for improving and constructing school buildings and facilities. The refunding bond issue is comprised of current interest bonds.

**BUCKEYE VALLEY LOCAL SCHOOL DISTRICT
DELAWARE COUNTY, OHIO**

NOTES TO THE BASIC FINANCIAL STATEMENTS
FOR THE FISCAL YEAR ENDED JUNE 30, 2015

NOTE 15 - LONG-TERM OBLIGATIONS - (Continued)

These bonds are general obligations of the District for which the full faith and credit of the District is pledged for repayment. Accordingly, such unmatured obligations of the District are accounted for on the statement of net position. Payments of principal and interest relating to this bond issuance are recorded as expenditures in the debt service fund. The balance of the defeased debt at June 30, 2015 is \$3,845,008.

Interest payments on the current interest bonds are due on June 1 and December 1 of each year. The final maturity stated for this bond issuance is December 1, 2020.

The net carrying amount of the old debt exceeded the reacquisition price by \$1,189. This amount was expensed during fiscal year 2015. This advance refunding was undertaken to reduce the combined total debt service payments over the next 6 years by \$383,338 and resulted in a net present value economic gain of \$365,304.

- F. Principal and interest requirements to retire long-term general obligation bonds outstanding at June 30, 2015, were as follows:

Fiscal Year Ending June 30,	School Building Bonds - Series 1995			Capital Appreciation Bonds - Series 2004		
	Principal	Interest	Total	Principal	Interest	Total
2016	\$ 785,000	\$ 26,886	\$ 811,886	\$ 15,211	\$ 54,789	\$ 70,000
2017	\$ -	\$ -	\$ -	172,327	737,673	910,000
Total	<u>\$ 785,000</u>	<u>\$ 26,886</u>	<u>\$ 811,886</u>	<u>\$ 187,538</u>	<u>\$ 792,462</u>	<u>\$ 980,000</u>

Fiscal Year Ending June 30,	Current Interest Bonds - Series 2009			Capital Appreciation Bonds - Series 2009		
	Principal	Interest	Total	Principal	Interest	Total
2016	\$ -	\$ 590,538	\$ 590,538	\$ 162,081	\$ 287,919	\$ 450,000
2017	-	590,538	590,538	138,893	311,107	450,000
2018	-	590,537	590,537	119,020	330,980	450,000
2019	450,000	582,100	1,032,100	-	-	-
2020	470,000	564,262	1,034,262	-	-	-
2021 - 2025	2,650,000	2,515,710	5,165,710	-	-	-
2026 - 2030	3,255,000	1,887,833	5,142,833	-	-	-
2031 - 2035	4,095,000	1,016,135	5,111,135	-	-	-
2036 - 2037	1,940,000	98,250	2,038,250	-	-	-
Total	<u>\$ 12,860,000</u>	<u>\$ 8,435,903</u>	<u>\$ 21,295,903</u>	<u>\$ 419,994</u>	<u>\$ 930,006</u>	<u>\$ 1,350,000</u>

**BUCKEYE VALLEY LOCAL SCHOOL DISTRICT
DELAWARE COUNTY, OHIO**

NOTES TO THE BASIC FINANCIAL STATEMENTS
FOR THE FISCAL YEAR ENDED JUNE 30, 2015

NOTE 15 - LONG-TERM OBLIGATIONS - (Continued)

Fiscal Year Ending June 30,	Current Interest Bonds - Series 2014		
	Principal	Interest	Total
2016	\$ 15,000	\$ 85,201	\$ 100,201
2017	15,000	85,050	100,050
2018	925,000	78,038	1,003,038
2019	940,000	64,050	1,004,050
2020	940,000	47,600	987,600
2021	<u>955,000</u>	<u>19,100</u>	<u>974,100</u>
Total	<u>\$ 3,790,000</u>	<u>\$ 379,039</u>	<u>\$ 4,169,039</u>

G. Legal Debt Margin

The Ohio Revised Code provides that voted net general obligation debt of the District shall never exceed 9% of the total assessed valuation of the District. The Code further provides that unvoted indebtedness shall not exceed 1/10 of 1% of the property valuation of the District. The Code additionally states that unvoted indebtedness related to energy conservation debt shall not exceed 9/10 of 1% of the property valuation of the District. The assessed valuation used in determining the District's legal debt margin has been modified by House Bill 530 which became effective March 30, 2006. In accordance with House Bill 530, the assessed valuation used in the District's legal debt margin calculation excluded tangible personal property used in business, telephone or telegraph property, interexchange telecommunications company property, and personal property owned or leased by a railroad company and used in railroad operations. The effects of these debt limitations at June 30, 2015, are a voted debt margin of \$36,330,182 (including available funds of \$1,493,035) and an unvoted debt margin of \$587,552.

NOTE 16 - CAPITAL LEASES - LESSEE DISCLOSURE

In a prior fiscal year, the District entered into capital lease agreements for the acquisition of copier equipment and computer and technology equipment. These lease agreements meet the criteria of a capital lease as defined by generally accepted accounting principles, which defines a capital lease generally as one which transfers benefits and risks of ownership to the lessee.

Capital lease payments have been reclassified and are reflected as debt service expenditures in the fund financial statements for the governmental funds. These expenditures are reported as function expenditures on the budgetary statements. The computer and technology equipment acquired by the capital lease in fiscal year 2013 did not meet the District's capitalization threshold, and therefore is not included in the District's capital assets. Capital assets consisting of copier equipment have been capitalized in the amount of \$612,262. This amount represents the present value of the minimum lease payments at the time of acquisition. Accumulated depreciation as of June 30, 2015 for this copier equipment was \$183,679, leaving a current book value of \$428,583.

A corresponding liability was recorded on the statement of net position. Principal and interest payments in fiscal year 2015 totaled \$230,715 and \$26,320, respectively. These amounts are reflected as debt service expenditures in the general fund and the permanent improvement fund (a nonmajor governmental fund).

**BUCKEYE VALLEY LOCAL SCHOOL DISTRICT
DELAWARE COUNTY, OHIO**

**NOTES TO THE BASIC FINANCIAL STATEMENTS
FOR THE FISCAL YEAR ENDED JUNE 30, 2015**

NOTE 16 - CAPITAL LEASES - LESSEE DISCLOSURE - (Continued)

The following is a schedule of the future long-term minimum lease payments required under the capital leases and the present value of the minimum lease payments as of June 30, 2015:

<u>Fiscal Year Ending June 30,</u>	<u>Governmental Activities</u>
2016	\$ 150,512
2017	138,935
2018	138,934
2019	<u>57,889</u>
Total	486,270
Less: amount representing interest	<u>(41,019)</u>
Present value of minimum lease payments	<u>\$ 445,251</u>

NOTE 17 - DONOR RESTRICTED ENDOWMENTS

The District's private-purpose trust fund activity includes donor restricted endowments. Endowments, in the amount of \$25,000, represent the principal portion. The amount of net appreciation in donor restricted investments that is available for expenses by the District is \$24,802 which is included as "net position held in trust for scholarships". State law permits the District to appropriate, for purposes consistent with the endowment's intent, net appreciation, realized and unrealized, unless the endowment terms specify otherwise. The endowments indicate that the interest should be used to provide scholarships each fiscal year.

NOTE 18 - BUDGETARY BASIS OF ACCOUNTING

While reporting financial position, results of operations, and changes in fund balance on the basis of accounting principles generally accepted in the United States of America (GAAP), the budgetary basis as provided by law is based upon accounting for certain transactions on a basis of cash receipts, disbursements and encumbrances.

The statement of revenues, expenditures and changes in fund balance - budget and actual (non-GAAP budgetary basis) presented for the general fund is presented on the budgetary basis to provide a meaningful comparison of actual results with the budget. The major differences between the budget basis and the GAAP basis are that:

- (a) Revenues and other financing sources are recorded when received in cash (budget basis) as opposed to when susceptible to accrual (GAAP basis);
- (b) Expenditures and other financing uses are recorded when paid in cash (budget basis) as opposed to when the liability is incurred (GAAP basis);
- (c) In order to determine compliance with Ohio law, and to reserve that portion of the applicable appropriation, total outstanding encumbrances (budget basis) are recorded as the equivalent of an expenditure, as opposed to assigned or committed fund balance for that portion of outstanding encumbrances not already recognized as an account payable (GAAP basis);

**BUCKEYE VALLEY LOCAL SCHOOL DISTRICT
DELAWARE COUNTY, OHIO**

NOTES TO THE BASIC FINANCIAL STATEMENTS
FOR THE FISCAL YEAR ENDED JUNE 30, 2015

NOTE 18 - BUDGETARY BASIS OF ACCOUNTING - (Continued)

- (d) Advances-in and advances-out are operating transactions (budget basis) as opposed to balance sheet transactions (GAAP basis);
- (e) Investments are reported at fair value (GAAP basis) rather than cost (budget basis); and,
- (f) Some funds are included in the general fund (GAAP basis), but have separate legally adopted budgets (budget basis).

The adjustments necessary to convert the results of operations for the year on the budget basis to the GAAP basis for the general fund is as follows:

Net Change in Fund Balance

	<u>General fund</u>
Budget basis	\$ 761,954
Net adjustment for revenue accruals	335,252
Net adjustment for expenditure accruals	(516,063)
Net adjustment for other sources/uses	107,178
Funds budgeted elsewhere	312,267
Adjustment for encumbrances	321,986
GAAP basis	<u>\$ 1,322,574</u>

Certain funds that are legally budgeted in separate fund classifications are considered part of the general fund on a GAAP basis. This includes the uniform school supplies fund, public school support fund, library/BV east opera fund, student age child care fund, recycling fund, and portions of the special trust fund.

NOTE 19 - SET-ASIDES

The District is required by State law to annually set-aside certain general fund revenue amounts, as defined by statutory formula, for the acquisition and construction of capital improvements. Amounts not spent by the end of the fiscal year or offset by similarly restricted resources received during the year must be held in cash at fiscal year-end. This amount must be carried forward to be used for the same purpose in future years. Expenditures and other applicable offsets exceeding the set-aside requirement may not be carried forward to the next fiscal year.

**BUCKEYE VALLEY LOCAL SCHOOL DISTRICT
DELAWARE COUNTY, OHIO**

NOTES TO THE BASIC FINANCIAL STATEMENTS
FOR THE FISCAL YEAR ENDED JUNE 30, 2015

NOTE 19 - SET-ASIDES - (Continued)

The following cash basis information describes the change in the fiscal year end set-aside amount for capital improvements. Disclosure of this information is required by State statute.

	<u>Capital Improvements</u>
Set-aside balance June 30, 2014	\$ -
Current year set-aside requirement	385,548
Current year offsets	<u>(897,858)</u>
Total	<u>\$ (512,310)</u>
Balance carried forward to fiscal year 2016	<u>\$ -</u>
Set-aside balance June 30, 2015	<u><u>\$ -</u></u>

During fiscal year 2009, the District issued \$15,999,994 in capital related school improvement bonds. These proceeds may be used to reduce the capital improvements set-aside amount for future years. The amount presented for prior year offset from bond proceeds is limited to an amount needed to reduce the capital improvements set-aside balance to \$0. The District is responsible for tracking the amount of bond proceeds that may be used as an offset in future periods, which was \$15,999,994 at June 30, 2015.

NOTE 20 - CONTINGENCIES

A. Grants

The District receives significant financial assistance from numerous federal, State and local agencies in the form of grants. The disbursement of funds received under these programs generally requires compliance with terms and conditions specified in the grant agreements and are subject to audit by the grantor agencies. Any disallowed claims resulting from such audits could become a liability of the District. However, in the opinion of management, any such disallowed claims will not have a material effect on the financial position of the District.

B. Litigation

The District is involved in litigation. In the opinion of the District's legal counsel, no liability is anticipated in excess of insurance coverage.

C. Foundation Funding

District Foundation funding is based on the annualized full-time equivalent (FTE) enrollment of each student. Effective for the 2014-2015 school year, traditional Districts must comply with minimum hours of instruction, instead of a minimum number of school days each year. The funding formula the Ohio Department of Education (ODE) is legislatively required to follow will continue to adjust as enrollment information is updated by the District, which can extend past the fiscal year-end. As of the date of this report, ODE has not finalized the impact of enrollment adjustments to the June 30, 2015. Foundation funding for the District; therefore, the financial statement impact is not determinable at this time. ODE and management believe this will result in either a receivable to or liability of the District.

**BUCKEYE VALLEY LOCAL SCHOOL DISTRICT
DELAWARE COUNTY, OHIO**

**NOTES TO THE BASIC FINANCIAL STATEMENTS
FOR THE FISCAL YEAR ENDED JUNE 30, 2015**

NOTE 21 – SIGNIFICANT SUBSEQUENT EVENTS

A. Property Tax Levy

On November 3, 2015, the District passed a 3.1 mill property tax levy for the purpose of issuing School Facilities Construction and Improvement Bonds to be used for construction and renovation of District facilities. Collection on this tax will begin in fiscal year 2016.

B. Debt Issuance

On February 4, 2016, the District issued \$31,250,000 in School Facilities Construction and Improvement Bonds (Series 2016A) and \$12,380,000 in Refunding Bonds (Series 2016B). The Series 2016A Bonds consist of serial and term bonds with interest rates ranging from 2.0% – 4.0% with a final maturity date of December 1, 2045. The Series 2016 Bonds consist of serial and term bonds with interest rates ranging from 2.0% - 5.0% and a final maturity date of December 1, 2036. The Series 2016A Bonds are being used for the purpose of construction, renovating and improving school facilities. The Series 2016B Bonds are being used to advance refund a portion of the series 2009 School Facilities Construction and Improvement Bonds.

REQUIRED SUPPLEMENTARY INFORMATION

**BUCKEYE VALLEY LOCAL SCHOOL DISTRICT
DELAWARE COUNTY, OHIO**

SCHEDULES OF REQUIRED SUPPLEMENTARY INFORMATION

SCHEDULE OF THE DISTRICT'S PROPORTIONATE SHARE OF
THE NET PENSION LIABILITY
SCHOOL EMPLOYEES RETIREMENT SYSTEM (SERS) OF OHIO

LAST TWO FISCAL YEARS

	2014	2013
District's proportion of the net pension liability	0.09050500%	0.09050500%
District's proportionate share of the net pension liability	\$ 4,580,407	\$ 5,382,042
District's covered-employee payroll	\$ 2,629,892	\$ 2,616,055
District's proportionate share of the net pension liability as a percentage of its covered-employee payroll	174.17%	205.73%
Plan fiduciary net position as a percentage of the total pension liability	71.70%	65.52%

Note: Information prior to fiscal year 2013 was unavailable.

Amounts presented as of the District's measurement date which is the prior fiscal year end.

**BUCKEYE VALLEY LOCAL SCHOOL DISTRICT
DELAWARE COUNTY, OHIO**

SCHEDULES OF REQUIRED SUPPLEMENTARY INFORMATION

SCHEDULE OF THE DISTRICT'S PROPORTIONATE SHARE OF
THE NET PENSION LIABILITY
STATE TEACHERS RETIREMENT SYSTEM (STRS) OF OHIO

LAST TWO FISCAL YEARS

	2014	2013
District's proportion of the net pension liability	0.08418255%	0.08418255%
District's proportionate share of the net pension liability	\$ 20,476,110	\$ 24,391,008
District's covered-employee payroll	\$ 8,601,131	\$ 8,635,885
District's proportionate share of the net pension liability as a percentage of its covered-employee payroll	238.06%	282.44%
Plan fiduciary net position as a percentage of the total pension liability	74.70%	69.30%

Note: Information prior to fiscal year 2013 was unavailable.

Amounts presented as of the District's measurement date which is the prior fiscal year end.

THIS PAGE INTENTIONALLY LEFT BLANK

**BUCKEYE VALLEY LOCAL SCHOOL DISTRICT
DELAWARE COUNTY, OHIO**

SCHEDULES OF REQUIRED SUPPLEMENTARY INFORMATION

SCHEDULE OF DISTRICT CONTRIBUTIONS
SCHOOL EMPLOYEES RETIREMENT SYSTEM (SERS) OF OHIO

LAST TEN FISCAL YEARS

	<u>2015</u>	<u>2014</u>	<u>2013</u>	<u>2012</u>	<u>2011</u>
Contractually required contribution	\$ 361,704	\$ 364,503	\$ 362,062	\$ 403,209	\$ 374,174
Contributions in relation to the contractually required contribution	<u>(361,704)</u>	<u>(364,503)</u>	<u>(362,062)</u>	<u>(403,209)</u>	<u>(374,174)</u>
Contribution deficiency (excess)	<u>\$ -</u>	<u>\$ -</u>	<u>\$ -</u>	<u>\$ -</u>	<u>\$ -</u>
District's covered-employee payroll	\$ 2,744,340	\$ 2,629,892	\$ 2,616,055	\$ 2,997,836	\$ 2,976,722
Contributions as a percentage of covered-employee payroll	13.18%	13.86%	13.84%	13.45%	12.57%

<u>2010</u>	<u>2009</u>	<u>2008</u>	<u>2007</u>	<u>2006</u>
\$ 387,127	\$ 280,749	\$ 261,486	\$ 266,125	\$ 241,407
<u>(387,127)</u>	<u>(280,749)</u>	<u>(261,486)</u>	<u>(266,125)</u>	<u>(241,407)</u>
<u>\$ -</u>	<u>\$ -</u>	<u>\$ -</u>	<u>\$ -</u>	<u>\$ -</u>
\$ 2,859,136	\$ 2,853,140	\$ 2,662,790	\$ 2,491,807	\$ 2,281,730
13.54%	9.84%	9.82%	10.68%	10.58%

**BUCKEYE VALLEY LOCAL SCHOOL DISTRICT
DELAWARE COUNTY, OHIO**

SCHEDULES OF REQUIRED SUPPLEMENTARY INFORMATION

SCHEDULE OF DISTRICT CONTRIBUTIONS
STATE TEACHERS RETIREMENT SYSTEM (STRS) OF OHIO

LAST TEN FISCAL YEARS

	<u>2015</u>	<u>2014</u>	<u>2013</u>	<u>2012</u>	<u>2011</u>
Contractually required contribution	\$ 1,317,150	\$ 1,118,147	\$ 1,122,665	\$ 1,205,389	\$ 1,240,691
Contributions in relation to the contractually required contribution	<u>(1,317,150)</u>	<u>(1,118,147)</u>	<u>(1,122,665)</u>	<u>(1,205,389)</u>	<u>(1,240,691)</u>
Contribution deficiency (excess)	<u>\$ -</u>	<u>\$ -</u>	<u>\$ -</u>	<u>\$ -</u>	<u>\$ -</u>
District's covered-employee payroll	\$ 9,408,214	\$ 8,601,131	\$ 8,635,885	\$ 9,272,223	\$ 9,543,777
Contributions as a percentage of covered-employee payroll	14.00%	13.00%	13.00%	13.00%	13.00%

<u>2010</u>	<u>2009</u>	<u>2008</u>	<u>2007</u>	<u>2006</u>
\$ 1,269,938	\$ 1,216,009	\$ 1,167,842	\$ 1,064,634	\$ 1,024,005
<u>(1,269,938)</u>	<u>(1,216,009)</u>	<u>(1,167,842)</u>	<u>(1,064,634)</u>	<u>(1,024,005)</u>
<u>\$ -</u>	<u>\$ -</u>	<u>\$ -</u>	<u>\$ -</u>	<u>\$ -</u>
\$ 9,768,754	\$ 9,353,915	\$ 8,983,400	\$ 8,189,492	\$ 7,876,962
13.00%	13.00%	13.00%	13.00%	13.00%

**BUCKEYE VALLEY LOCAL SCHOOL DISTRICT
DELAWARE COUNTY, OHIO**

NOTES TO REQUIRED SUPPLEMENTARY INFORMATION
FOR THE FISCAL YEAR ENDED JUNE 30, 2015

SCHOOL EMPLOYEES RETIREMENT SYSTEM (SERS) OF OHIO

Information about factors that significantly affect trends in the amounts reported in the schedules should be presented as notes to the schedule.

Changes in benefit terms : There were no changes in benefit terms from the amounts reported for fiscal year 2014 and 2015.

Changes in assumptions : There were no changes in methods and assumptions used in the calculation of actuarial determined contributions for fiscal year 2014 and 2015. See the notes to the basic financial statements for the methods and assumptions in this calculation.

STATE TEACHERS RETIREMENT SYSTEM (STRS) OF OHIO

Changes in benefit terms : There were no changes in benefit terms from the amounts reported for fiscal year 2014 and 2015.

Changes in assumptions : There were no changes in methods and assumptions used in the calculation of actuarial determined contributions for fiscal year 2014 and 2015. See the notes to the basic financial statements for the methods and assumptions in this calculation.

**BUCKEYE VALLEY LOCAL SCHOOL DISTRICT
DELAWARE COUNTY**

**SCHEDULE OF FEDERAL AWARDS RECEIPTS AND EXPENDITURES
FOR THE YEAR ENDED JUNE 30, 2015**

FEDERAL GRANTOR Pass Through Grantor Program / Cluster Title	Federal CFDA Number	Receipts	Expenditures
U.S. DEPARTMENT OF AGRICULTURE Passed Through Ohio Department of Education			
Nutrition Cluster:			
Non-Cash Assistance (Food Distribution)			
National School Lunch Program	10.555	\$ 38,302	\$ 38,302
Cash Assistance		-	-
School Breakfast Program	10.553	41,279	41,279
National School Lunch Program	10.555	224,904	224,904
Total Nutrition Cluster		<u>304,485</u>	<u>304,485</u>
Total U.S. Department of Agriculture		<u>304,485</u>	<u>304,485</u>
UNITED STATES DEPARTMENT OF EDUCATION Passed Through Ohio Department of Education			
Title I Grants to Local Educational Agencies	84.010	363,491	319,676
Special Education Cluster:			
Special Education Grants to States	84.027	446,006	478,373
Special Education Preschool Grants	84.173	3,614	3,614
Total Special Education Cluster		<u>449,620</u>	<u>481,987</u>
Improving Teacher Quality State Grants	84.367	52,604	59,470
ARRA- Race to the Top	84.395	30,074	5,226
Total United States Department of Education		<u>895,789</u>	<u>866,359</u>
Total Federal Awards Receipts and Expenditures		<u>\$ 1,200,274</u>	<u>\$ 1,170,844</u>

The accompanying notes are an integral part of this schedule.

**BUCKEYE VALLEY LOCAL SCHOOL DISTRICT
DELAWARE COUNTY**

**NOTES TO THE SCHEDULE OF FEDERAL AWARDS RECEIPTS AND EXPENDITURES
FISCAL YEAR ENDED JUNE 30, 2015**

NOTE A - SIGNIFICANT ACCOUNTING POLICIES

The accompanying Schedule of Federal Awards Receipts and Expenditures (the Schedule) reports the Buckeye Valley Local School District (the District's) federal award programs' receipts and disbursements. The Schedule has been prepared on the cash basis of accounting.

NOTE B - CHILD NUTRITION CLUSTER

The District commingles cash receipts from the U.S. Department of Agriculture with similar State grants. When reporting expenditures on this Schedule, the District assumes it expends federal monies first.

NOTE C – FOOD DONATION PROGRAM

The District reports commodities consumed on the Schedule at the entitlement value. The District allocated donated food commodities to the respective program that benefitted from the use of those donated food commodities.



Dave Yost • Auditor of State

INDEPENDENT AUDITOR'S REPORT ON INTERNAL CONTROL OVER FINANCIAL REPORTING AND ON COMPLIANCE AND OTHER MATTERS REQUIRED BY *GOVERNMENT AUDITING STANDARDS*

Buckeye Valley Local School District
Delaware County
679 Coover Road
Delaware, Ohio 43015

To the Board of Education:

We have audited, in accordance with auditing standards generally accepted in the United States and the Comptroller General of the United States' *Government Auditing Standards*, the financial statements of the governmental activities, each major fund, and the aggregate remaining fund information of the Buckeye Valley Local School District, Delaware County, Ohio (the District) as of and for the year ended June 30, 2015, and the related notes to the financial statements, which collectively comprise the District's basic financial statements and have issued our report thereon dated March 10, 2016, wherein we noted the District adopted new accounting guidance in Governmental Accounting Standards Board Statement No. 68, *Accounting and Financial Reporting for Pensions – an amendment of GASB Statement No. 27 and Statement No. 71, Pension Transition for Contributions Made Subsequent to the Measurement Date*.

Internal Control Over Financial Reporting

As part of our financial statement audit, we considered the District's internal control over financial reporting (internal control) to determine the audit procedures appropriate in the circumstances to the extent necessary to support our opinions on the financial statements, but not to the extent necessary to opine on the effectiveness of the District's internal control. Accordingly, we have not opined on it.

A *deficiency in internal control* exists when the design or operation of a control does not allow management or employees, when performing their assigned functions, to prevent, or detect and timely correct misstatements. A *material weakness* is a deficiency, or combination of internal control deficiencies resulting in a reasonable possibility that internal control will not prevent or detect and timely correct a material misstatement of the District's financial statements. A *significant deficiency* is a deficiency, or a combination of deficiencies, in internal control that is less severe than a material weakness, yet important enough to merit attention by those charged with governance.

Our consideration of internal control was for the limited purpose described in the first paragraph of this section and was not designed to identify all internal control deficiencies that might be material weaknesses or significant deficiencies. Given these limitations, we did not identify any deficiencies in internal control that we consider material weaknesses. However, unidentified material weaknesses may exist.

Compliance and Other Matters

As part of reasonably assuring whether the District's financial statements are free of material misstatement, we tested its compliance with certain provisions of laws, regulations, contracts, and grant agreements, noncompliance with which could directly and materially affect the determination of financial statement amounts. However, opining on compliance with those provisions was not an objective of our audit and accordingly, we do not express an opinion. The results of our tests disclosed an instance of noncompliance or other matters we must report under *Government Auditing Standards* which is described in the accompanying schedule of findings as item 2015-001.

Purpose of this Report

This report only describes the scope of our internal control and compliance testing and our testing results, and does not opine on the effectiveness of the District's internal control or on compliance. This report is an integral part of an audit performed under *Government Auditing Standards* in considering the District's internal control and compliance. Accordingly, this communication is not suitable for any other purpose.



Dave Yost
Auditor of State
Columbus, Ohio

March 10, 2016



Dave Yost • Auditor of State

INDEPENDENT AUDITOR'S REPORT ON COMPLIANCE WITH REQUIREMENTS APPLICABLE TO EACH MAJOR FEDERAL PROGRAM AND ON INTERNAL CONTROL OVER COMPLIANCE REQUIRED BY OMB CIRCULAR A-133

Buckeye Valley Local School District
Delaware County
679 Coover Road
Delaware, Ohio 43015

To the Board of Education:

Report on Compliance for Each Major Federal Program

We have audited the Buckeye Valley Local School District's, Delaware County, Ohio (the District's) compliance with the applicable requirements described in the U.S. Office of Management and Budget (OMB) *Circular A-133, Compliance Supplement* that could directly and materially affect each of the Buckeye Valley Local School District's major federal programs for the year ended June 30, 2015. The *Summary of Auditor's Results* in the accompanying schedule of findings identifies the District's major federal programs.

Management's Responsibility

The District's Management is responsible for complying with the requirements of laws, regulations, contracts, and grants applicable to its federal programs.

Auditor's Responsibility

Our responsibility is to opine on the District's compliance for each of the District's major federal programs based on our audit of the applicable compliance requirements referred to above. Our compliance audit followed auditing standards generally accepted in the United States of America; the standards for financial audits included in the Comptroller General of the United States' *Government Auditing Standards*; and OMB Circular A-133, *Audits of States, Local Governments, and Non-Profit Organizations*. These standards and OMB Circular A-133 require us to plan and perform the audit to reasonably assure whether noncompliance with the applicable compliance requirements referred to above that could directly and materially affect a major federal program occurred. An audit includes examining, on a test basis, evidence about the District's compliance with those requirements and performing such other procedures as we considered necessary in the circumstances.

We believe our audit provides a reasonable basis for our compliance opinion on the District's major programs. However, our audit does not provide a legal determination of the District's compliance.

Opinion on Each Major Federal Program

In our opinion, the Buckeye Valley Local School District complied, in all material respects with the compliance requirements referred to above that could directly and materially affect each of its major federal programs for the year ended June 30, 2015.

88 East Broad Street, Tenth Floor, Columbus, Ohio 43215-3506
Phone: 614-466-3402 or 800-443-9275

www.ohioauditor.gov

Report on Internal Control Over Compliance

The District's management is responsible for establishing and maintaining effective internal control over compliance with the applicable compliance requirements referred to above. In planning and performing our compliance audit, we considered the District's internal control over compliance with the applicable requirements that could directly and materially affect a major federal program, to determine our auditing procedures appropriate for opining on each major federal program's compliance and to test and report on internal control over compliance in accordance with OMB Circular A-133, but not to the extent needed to opine on the effectiveness of internal control over compliance. Accordingly, we have not opined on the effectiveness of the District's internal control over compliance.

A deficiency in internal control over compliance exists when the design or operation of a control over compliance does not allow management or employees, when performing their assigned functions, to prevent, or to timely detect and correct, noncompliance with a federal program's applicable compliance requirement. *A material weakness in internal control over compliance* is a deficiency, or combination of deficiencies, in internal control over compliance, such that there is a reasonable possibility that material noncompliance with a federal program compliance requirement will not be prevented, or timely detected and corrected. *A significant deficiency in internal control over compliance* is a deficiency, or a combination of deficiencies, in internal control over compliance with federal program's applicable compliance requirement that is less severe than a material weakness in internal control over compliance, yet important enough to merit attention by those charged with governance.

Our consideration of internal control over compliance was for the limited purpose described in the first paragraph of this section and would not necessarily identify all deficiencies in internal control over compliance that might be material weaknesses or significant deficiencies. We did not identify any deficiencies in internal control over compliance that we consider to be material weaknesses. However, material weaknesses may exist that have not been identified.

This report only describes the scope of our internal control over compliance tests and the results of this testing based on OMB Circular A-133 requirements. Accordingly, this report is not suitable for any other purpose.



Dave Yost
Auditor of State
Columbus, Ohio

March 10, 2016

**BUCKEYE VALLEY LOCAL SCHOOL DISTRICT
DELAWARE COUNTY**

**SCHEDULE OF FINDINGS
OMB CIRCULAR A -133 § .505
JUNE 30, 2015**

1. SUMMARY OF AUDITOR'S RESULTS

(d)(1)(i)	Type of Financial Statement Opinion	Unmodified
(d)(1)(ii)	Were there any material control weaknesses reported at the financial statement level (GAGAS)?	No
(d)(1)(ii)	Were there any significant deficiencies in internal control reported at the financial statement level (GAGAS)?	No
(d)(1)(iii)	Was there any reported material noncompliance at the financial statement level (GAGAS)?	Yes
(d)(1)(iv)	Were there any material internal control weaknesses reported for major federal programs?	No
(d)(1)(iv)	Were there any significant deficiencies in internal control reported for major federal programs?	No
(d)(1)(v)	Type of Major Programs' Compliance Opinion	Unmodified
(d)(1)(vi)	Are there any reportable findings under § .510(a)?	No
(d)(1)(vii)	Major Programs (list):	<u>Nutrition Cluster:</u> School Breakfast Program - CFDA #10.553, National School Lunch Program – CFDA #10.555 <u>Special Education Cluster:</u> Special Education Grants to States - CFDA #84.027, Special Education Preschool Grants – CFDA #84.173
(d)(1)(viii)	Dollar Threshold: Type A/B Programs	Type A: > \$ 300,000 Type B: all others
(d)(1)(ix)	Low Risk Auditee?	No

**BUCKEYE VALLEY LOCAL SCHOOL DISTRICT
DELAWARE COUNTY**

**SCHEDULE OF FINDINGS
OMB CIRCULAR A -133 § .505
JUNE 30, 2015**

2. FINDINGS RELATED TO THE FINANCIAL STATEMENTS REQUIRED TO BE REPORTED IN ACCORDANCE WITH GAGAS

FINDING NUMBER 2015-001

Illegal Expenditure of Public Funds – Finding for Recovery Repaid Under Audit

Ohio Rev. Code §9.03(B) states in part, “(e) except as otherwise provided in division (C) of this section, the governing body of a political subdivision may use public funds to publish and distribute newsletters, or to use any other means, to communicate information about the plans, policies, and operations of the political subdivision to members of the public within the political subdivision and to other persons who may be affected by the political subdivision.”

There are restrictions on this authority and prohibitions for using public funds to support or oppose a tax or bond levy. **Ohio Rev. Code §9.03(C)** provides, in relevant part:

“...no governing body of a political subdivision shall use public funds to do any of the following: (1) publish, distribute, or otherwise communicate information that does any of the following: (e) supports or opposes the nomination or election of a candidate for public office, the investigation, prosecution, or recall of a public official, or the passage of a levy or bond issue.

In addition, **Ohio Rev. Code §3315.07(C)(1)** states, “except as otherwise provided in division (C)(2) of this section, no board of education shall use public funds to support or oppose the passage of a school levy or bond issue or to compensate any school district employee for time spent on any activity intended to influence the outcome of a school levy or bond issue election.”

On March 18, 2014, the District’s Board of Education entered into an Interim Services Agreement (Agreement) to employ a design services firm, Orchard Hiltz & McCliment, Inc. dba, OHM Advisors (OHM), to assess the District’s three elementary school facilities and provide updated cost estimates to renovate each of the three buildings. Included in the scope of services was the employment of Aimpoint Research, LLC (Aimpoint), a public relations/engagement firm, to provide additional community engagement with the likely goal of placing a bond issue for elementary building renovations on the November 2014 ballot.

The total value of the Agreement with OHM was \$60,000 and included “\$30,000 for services provided by Aimpoint related to community engagement”. Those services were then specified on a separate page titled “LIST OF COMMUNITY SERVICES TO BY (sic) AIMPOINT.” The District was invoiced by OHM and paid all monies directly to OHM. When Aimpoint performed work as a subcontractor, Aimpoint submitted invoices to OHM for payment.

The Agreement included a provision for Aimpoint to conduct two public meetings. During an August 18, 2014 District facilities meeting, Aimpoint’s CEO spoke about campaign strategy and how to pass the proposed bond issuance. The following day, August 19, 2014, a community member questioned the full board why Aimpoint was present at the facilities meeting and appeared to promote the levy. A school board member replied:

**BUCKEYE VALLEY LOCAL SCHOOL DISTRICT
DELAWARE COUNTY**

**SCHEDULE OF FINDINGS
OMB CIRCULAR A -133 § .505
JUNE 30, 2015**

2. FINDINGS RELATED TO THE FINANCIAL STATEMENTS REQUIRED TO BE REPORTED IN ACCORDANCE WITH GAGAS (Continued)

FINDING NUMBER 2015-001 (Continued)

Illegal Expenditure of Public Funds – Finding for Recovery Repaid Under Audit (Continued)

The difference between this survey and the previous one, this one is being conducted at the recommendation of OHM and the Communications firm (Aimpoint) that we have contracted with to aide us in passing the bond issue. Um, so, at their recommendation they are happy to do that..(inaudible)...these people know what they are doing, we are using them to help us get this passed.

Notwithstanding the acknowledgment the Board was “using [Aimpoint] to help” pass the levy, on September 3, 2014, Aimpoint billed OHM \$2,500 for the facilities meeting. OHM subsequently billed the District for this amount on September 29, 2014 and the District paid.

The Agreement also included a provision for Aimpoint to conduct a telephonic citizen survey. The survey, conducted in September, 2014, included statements informing citizens of the bond issue and questions designed to determine their likely support. Aimpoint billed OHM a total of \$14,500 for conducting the survey and OHM subsequently billed the District for the full amount. We considered half of the survey statements and questions to be related to promotion of the bond levy.

On October 6, 2014, the District paid OHM \$2,500 for Aimpoint’s attendance at the facilities meeting and \$7,250 for the second half of Aimpoint’s cost for conducting the survey.

In accordance with the foregoing facts and pursuant to Ohio Revised Code Section 117.28, a finding for recovery for public monies illegally expended is hereby issued in the amount of \$9,750 against OHM Advisors and Aimpoint Research, LLC, jointly and severally, in favor of the Buckeye Valley Local School District’s Building Fund.

Under Ohio law, any public official who either authorizes an illegal expenditure of public funds or supervises the accounts of a public office from which such illegal expenditure is strictly liable for the amount of the expenditure. Seward v. National Surety Corp. (1929), 120 Ohio St. 47; 1980 Op. Att’y Gen. No. 80-074; Ohio Rev. Code Section 9.39; State, ex. Rel. Village of Linndale v. Masten (1985), 18 Ohio St.3d 228. Public officials controlling public funds or property are liable for the loss incurred should such funds or property be fraudulently obtained by another, converted, misappropriated, lost or stolen. In this case, the above-quoted statutes prohibited the District from using public funds to support a levy; that is in fact what happened. As the Board knew by August 19, 2014 Aimpoint was being paid to help pass the levy, Buckeye Valley Local School District Board of Education members, Vic Whitney, Justin Osborn, Joe Roden, Justine Santschi and Tom Kaelber and his bonding company Travelers Casualty and Surety Company of America will be jointly and severally liable in the amount of \$9,750. This amount is how much the District paid Aimpoint after August 19, 2014.

The District received payment of \$9,750 (receipt #995442) from OHM, which was receipted into the General Fund on March 18, 2016.

Officials’ Response: We did not receive a response from Officials to this finding

3. FINDINGS AND QUESTIONED COSTS FOR FEDERAL AWARDS
--

None

This page intentionally left blank.



Dave Yost • Auditor of State

BUCKEYE VALLEY LOCAL SCHOOL DISTRICT

DELAWARE COUNTY

CLERK'S CERTIFICATION

This is a true and correct copy of the report which is required to be filed in the Office of the Auditor of State pursuant to Section 117.26, Revised Code, and which is filed in Columbus, Ohio.

Susan Babbitt

CLERK OF THE BUREAU

**CERTIFIED
MARCH 31, 2016**