

**TRUMBULL CAREER AND TECHNICAL CENTER
TRUMBULL COUNTY, OHIO**

***BASIC FINANCIAL STATEMENTS
(AUDITED)***

***FOR THE FISCAL YEAR ENDED
JUNE 30, 2014***

GARY GHIZZONI, TREASURER



Dave Yost • Auditor of State

Board of Education
Trumbull Career and Technical Center
528 Educational Highway
Warren, Ohio 44483

We have reviewed the *Independent Auditor's Report* of the Trumbull Career and Technical Center, Trumbull County, prepared by Julian & Grube, Inc., for the audit period July 1, 2013 through June 30, 2014. Based upon this review, we have accepted these reports in lieu of the audit required by Section 117.11, Revised Code. The Auditor of State did not audit the accompanying financial statements and, accordingly, we are unable to express, and do not express an opinion on them.

Our review was made in reference to the applicable sections of legislative criteria, as reflected by the Ohio Constitution, and the Revised Code, policies, procedures and guidelines of the Auditor of State, regulations and grant requirements. The Trumbull Career and Technical Center is responsible for compliance with these laws and regulations.

A handwritten signature in black ink that reads "Dave Yost".

Dave Yost
Auditor of State

December 1, 2014

This page intentionally left blank.

**TRUMBULL CAREER AND TECHNICAL CENTER
TRUMBULL COUNTY, OHIO**

BASIC FINANCIAL STATEMENTS
FOR THE FISCAL YEAR ENDED JUNE 30, 2014

TABLE OF CONTENTS

Independent Auditor’s Report	1 - 2
Management’s Discussion and Analysis	3 - 13
Basic Financial Statements:	
Government-Wide Financial Statements:	
Statement of Net Position	14
Statement of Activities	15 - 16
Fund Financial Statements:	
Balance Sheet - Governmental Funds	17
Reconciliation of Total Governmental Fund Balances to Net Position of Governmental Activities.....	18
Statement of Revenues, Expenditures and Changes in Fund Balances - Governmental Funds.....	19
Reconciliation of the Statement of Revenues, Expenditures and Changes in Fund Balances of Governmental Funds to the Statement of Activities	20
Statement of Revenues, Expenditures and Changes in Fund Balance - Budget and Actual (Non-GAAP Budgetary Basis) - General Fund	21
Statement of Net Position - Proprietary Funds.....	22
Statement of Revenues, Expenses and Changes in Net Position - Proprietary Funds	23
Statement of Cash Flows - Proprietary Funds	24
Statement of Fiduciary Net Position - Fiduciary Funds	25
Statement of Changes in Fiduciary Net Position - Fiduciary Fund	26
Notes to the Basic Financial Statements.....	27 - 57
Supplementary Data:	
Schedule of Receipts and Expenditures of Federal Awards	58
Independent Auditor’s Report on Internal Control Over Financial Reporting and on Compliance and Other Matters Required By <i>Government Auditing Standards</i>	59 - 60
Independent Auditor’s Report on Compliance With Requirements Applicable to The Major Federal Program and on Internal Control Over Compliance Required By <i>OMB Circular A-133</i>	61 - 62
Schedule of Findings <i>OMB Circular A-133 § .505</i>	63

This page intentionally left blank.



Julian & Grube, Inc.
Serving Ohio Local Governments

333 County Line Rd. West, Westerville, OH 43082 Phone: 614.846.1899 Fax: 614.846.2799

Independent Auditor's Report

Trumbull Career and Technical Center
Trumbull County
528 Educational Highway
Warren, Ohio 44483

To the Board of Education:

Report on the Financial Statements

We have audited the accompanying financial statements of the governmental activities, the business-type activities, each major fund, and the aggregate remaining fund information of the Trumbull Career & Technical Center, Trumbull County, Ohio, as of and for the fiscal year ended June 30, 2014, and the related notes to the financial statements, which collectively comprise the Trumbull Career & Technical Center's basic financial statements as listed in the table of contents.

Management's Responsibility for the Financial Statements

Management is responsible for preparing and fairly presenting these financial statements in accordance with accounting principles generally accepted in the United States of America; this includes designing, implementing, and maintaining internal control relevant to preparing and fairly presenting financial statements that are free from material misstatement, whether due to fraud or error.

Auditor's Responsibility

Our responsibility is to opine on these financial statements based on our audit. We audited in accordance with auditing standards generally accepted in the United States of America and the financial audit standards in the Comptroller General of the United States' *Government Auditing Standards*. Those standards require us to plan and perform the audit to reasonably assure the financial statements are free from material misstatement.

An audit requires obtaining evidence about financial statement amounts and disclosures. The procedures selected depend on our judgment, including assessing the risks of material financial statement misstatement, whether due to fraud or error. In assessing those risks, we consider internal control relevant to the Trumbull Career & Technical Center's preparation and fair presentation of the financial statements in order to design audit procedures that are appropriate in the circumstances, but not to the extent needed to opine on the effectiveness of the Trumbull Career & Technical Center's internal control. Accordingly, we express no opinion. An audit also includes evaluating the appropriateness of management's accounting policies and the reasonableness of their significant accounting estimates, as well as our evaluation of the overall financial statement presentation.

We believe the audit evidence we obtained is sufficient and appropriate to support our audit opinions.

Opinion

In our opinion, the financial statements referred to above present fairly, in all material respects, the respective financial position of the governmental activities, the business-type activities, each major fund, and the aggregate remaining fund information of the Trumbull Career & Technical Center, Trumbull County, Ohio, as of June 30, 2014, and the respective changes in financial position and, where applicable, cash flows thereof and the budgetary comparison for the General fund thereof for the fiscal year then ended in accordance with the accounting principles generally accepted in the United States of America.

Other Matters

Required Supplementary Information

Accounting principles generally accepted in the United States of America require this presentation to include *Management's discussion and analysis*, listed in the table of contents, to supplement the basic financial statements. Although this information is not part of the basic financial statements, the Governmental Accounting Standards Board considers it essential for placing the basic financial statements in an appropriate operational, economic, or historical context. We applied certain limited procedures to the required supplementary information in accordance with auditing standards generally accepted in the United States of America, consisting of inquiries of management about the methods of preparing the information and comparing the information for consistency with management's responses to our inquiries, to the basic financial statements, and other knowledge we obtained during our audit of the basic financial statements. We do not opine or provide any assurance on the information because the limited procedures do not provide us with sufficient evidence to opine or provide any other assurance.

Supplementary and Other Information

Our audit was conducted to opine on the Trumbull Career & Technical Center's basic financial statements taken as a whole.

The Schedule of Receipts and Expenditures of Federal Awards (the "Schedule") presents additional analysis as required by the U.S. Office of Management and Budget Circular A-133, Audits of States, Local Governments, and Non-Profit Organizations and is also not a required part of the financial statements.

The Schedule is management's responsibility, and derives from and relates directly to the underlying accounting and other records used to prepare the basic financial statements. We subjected this Schedule to the auditing procedures we applied to the basic financial statements. We also applied certain additional procedures, including comparing and reconciling the Schedule directly to the underlying accounting and other records used to prepare the basic financial statements or to the basic financial statements themselves in accordance with auditing standards generally accepted in the United States of America. In our opinion, this Schedule is fairly stated in all material respects in relation to the basic financial statements taken as a whole.

Other Reporting Required by Government Auditing Standards

In accordance with *Government Auditing Standards*, we have also issued our report dated October 29, 2014, on our consideration of the Trumbull Career & Technical Center's internal control over financial reporting and our tests of its compliance with certain provisions of laws, regulations, contracts and grant agreements and other matters. That report describes the scope of our internal control testing over financial reporting and compliance, and the results of that testing, and does not opine on internal control over financial reporting or on compliance. That report is an integral part of an audit performed in accordance with *Government Auditing Standards* in considering the Trumbull Career & Technical Center's internal control over financial reporting and compliance.



Julian & Grube, Inc.
October 29, 2014

**TRUMBULL CAREER AND TECHNICAL CENTER
TRUMBULL COUNTY, OHIO**

MANAGEMENT'S DISCUSSION AND ANALYSIS
FOR THE FISCAL YEAR ENDED JUNE 30, 2014

The management's discussion and analysis of the Trumbull Career and Technical Center (the "Center") financial performance provides an overall review of the Center's financial activities for the fiscal year ended June 30, 2014. The intent of this discussion and analysis is to look at the Center's financial performance as a whole; readers should also review the basic financial statements and the notes to the basic financial statements to enhance their understanding of the Center's financial performance.

Financial Highlights

Key financial highlights for fiscal year 2014 are as follows:

- In total, net position decreased \$579,454. Net position of governmental activities decreased \$548,148, which represents a 4.90% decrease from 2013. Net position of business-type activities decreased \$31,306 from 2013.
- General revenues of the governmental activities accounted for \$9,398,138 in revenue or 63.30% of all revenues. Program specific revenues in the form of charges for services and sales, grants and contributions accounted for \$5,449,239 or 36.70% for total revenues of \$14,847,377.
- The Center had \$15,131,095 in expenses related to governmental activities; only \$5,449,239 of these expenses were offset by program specific charges for services, grants or contributions. General revenues supporting governmental activities (primarily taxes and unrestricted grants and entitlements) of \$9,398,138 were not adequate to provide for these programs.
- The Center had \$1,923,916 in expenses related to business-type activities; \$1,592,727 of these expenses were offset by program specific charges for services and grants and contributions. General revenues supporting business-type activities of \$35,453 and transfers of \$264,430 were not adequate to support these programs.
- The Center's major governmental fund is the general fund. The general fund had \$13,531,668 in revenues and other financing sources and \$13,933,544 in expenditures and other financing uses. The general fund's fund balance decreased \$401,876 from \$7,012,058 to \$6,610,182.

Reporting the Center as a Whole

Statement of Net Position and the Statement of Activities

While this document contains the large number of funds used by the Center to provide programs and activities, the view of the Center as a whole looks at all financial transactions and asks the question, "How did we do financially during 2014?" The statement of net position and the statement of activities answer this question. These statements include *all assets, deferred outflows of resources, liabilities, deferred inflows of resources, revenues and expenses* using the *accrual basis of accounting* similar to the accounting used by most private-sector companies. This basis of accounting will take into account all of the current year's revenues and expenses regardless of when cash is received or paid.

These two statements report the Center's *net position* and changes in that net position. This change in net position is important because it tells the reader that, for the Center as a whole, the *financial position* of the Center has improved or diminished. The causes of this change may be the result of many factors, some financial, some not. Non-financial factors include the Center's property tax base, current property tax laws in Ohio restricting revenue growth, facility conditions, required educational programs and other factors.

**TRUMBULL CAREER AND TECHNICAL CENTER
TRUMBULL COUNTY, OHIO**

MANAGEMENT'S DISCUSSION AND ANALYSIS
FOR THE FISCAL YEAR ENDED JUNE 30, 2014

In the statement of net position and the statement of activities, the Center is divided into two distinct kinds of activities:

Governmental Activities - Most of the Center's programs and services are reported here including instruction, support services, operation and maintenance of plant, pupil transportation, extracurricular activities, food service operations and vision self-insurance.

Business-Type Activities - These services are provided on charges for goods or services basis to recover all or a significant portion of the expenses of the goods or services provided. The Center's adult education program is reported as business activities.

The Center's statement of net position and statement of activities can be found on pages 14-16 of this report.

Reporting the Center's Most Significant Funds

Fund Financial Statements

The analysis of the Center's major governmental fund begins on page 9 and the analysis of the Center's major enterprise fund begins on page 9. Fund financial reports provide detailed information about the Center's major funds. The Center uses many funds to account for a multitude of financial transactions. However, these fund financial statements focus on the Center's most significant funds. The Center's major governmental fund is the general fund.

Governmental Funds

Most of the Center's activities are reported in governmental funds, which focus on how money flows into and out of those funds and the balances left at year-end available for spending in future periods. These funds are reported using an accounting method called *modified accrual* accounting, which measures cash and all other *financial assets* that can readily be converted to cash. The governmental fund statements provide a detailed *short-term* view of the Center's general government operations and the basic services it provides. Governmental fund information helps you determine whether there are more or fewer financial resources that can be spent in the near future to finance educational programs. The relationship (or differences) between governmental *activities* (reported in the statement of net position and the statement of activities) and governmental *funds* is reconciled in the financial statements. The basic governmental fund financial statements can be found on pages 17-21 of this report.

Proprietary Funds

The Center maintains proprietary funds. The Center maintains one enterprise fund that accounts for the Center's adult education operations. Internal service funds are an accounting device used to accumulate and allocate costs internally among the Center's various functions. The Center's internal service fund accounts for self-insurance of the Center's vision benefits. The basic proprietary fund financial statements can be found on pages 22-24 of this report.

Reporting the Center's Fiduciary Responsibilities

The Center is the trustee, or fiduciary, for its scholarship programs. This activity is presented as a private-purpose trust fund. The Center also acts in a trustee capacity as an agent for individuals, private organizations, other governmental units and/or other funds. These activities are reported in two agency funds. All of the Center's fiduciary activities are reported in separate statements of fiduciary net position and changes in fiduciary net position on pages 25 and 26. These activities are excluded from the Center's other financial statements because the assets cannot be utilized by the Center to finance its operations.

**TRUMBULL CAREER AND TECHNICAL CENTER
TRUMBULL COUNTY, OHIO**

MANAGEMENT'S DISCUSSION AND ANALYSIS
FOR THE FISCAL YEAR ENDED JUNE 30, 2014

Notes to the Basic Financial Statements

The notes provide additional information that is essential to a full understanding of the data provided in the government-wide and fund financial statements. These notes to the basic financial statements can be found on pages 27-57 of this report.

The Center as a Whole

The statement of net position provides the perspective of the Center as a whole. The table below provides a summary of the Center's net position at June 30, 2014 and June 30, 2013.

Net Position

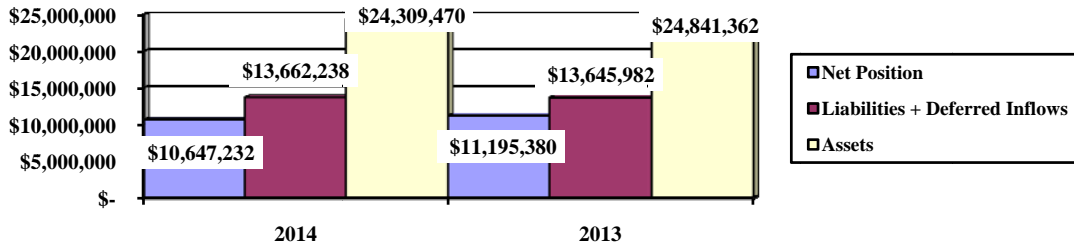
	<u>Governmental Activities</u>		<u>Business-Type Activities</u>		<u>Total</u>	
	<u>2014</u>	<u>2013</u>	<u>2014</u>	<u>2013</u>	<u>2014</u>	<u>2013</u>
<u>Assets</u>						
Current assets	\$ 15,687,740	\$ 16,284,623	\$ 41,561	\$ 82,895	\$ 15,729,301	\$ 16,367,518
Capital assets, net	<u>8,621,730</u>	<u>8,556,739</u>	<u>82,227</u>	<u>90,802</u>	<u>8,703,957</u>	<u>8,647,541</u>
Total assets	<u>24,309,470</u>	<u>24,841,362</u>	<u>123,788</u>	<u>173,697</u>	<u>24,433,258</u>	<u>25,015,059</u>
<u>Liabilities</u>						
Current liabilities	1,560,698	1,610,143	28,565	42,990	1,589,263	1,653,133
Long-term liabilities	<u>7,080,154</u>	<u>7,033,441</u>	<u>103,030</u>	<u>107,208</u>	<u>7,183,184</u>	<u>7,140,649</u>
Total liabilities	<u>8,640,852</u>	<u>8,643,584</u>	<u>131,595</u>	<u>150,198</u>	<u>8,772,447</u>	<u>8,793,782</u>
<u>Deferred inflows</u>						
Deferred inflows	<u>5,021,386</u>	<u>5,002,398</u>	<u>-</u>	<u>-</u>	<u>5,021,386</u>	<u>5,002,398</u>
<u>Net Position</u>						
Net investment						
in capital assets	3,274,946	3,307,739	82,227	90,802	3,357,173	3,398,541
Restricted	51,627	63,952	-	-	51,627	63,952
Unrestricted (deficit)	<u>7,320,659</u>	<u>7,823,689</u>	<u>(90,034)</u>	<u>(67,303)</u>	<u>7,230,625</u>	<u>7,756,386</u>
Total net position (deficit)	<u>\$ 10,647,232</u>	<u>\$ 11,195,380</u>	<u>\$ (7,807)</u>	<u>\$ 23,499</u>	<u>\$ 10,639,425</u>	<u>\$ 11,218,879</u>

**TRUMBULL CAREER AND TECHNICAL CENTER
TRUMBULL COUNTY, OHIO**

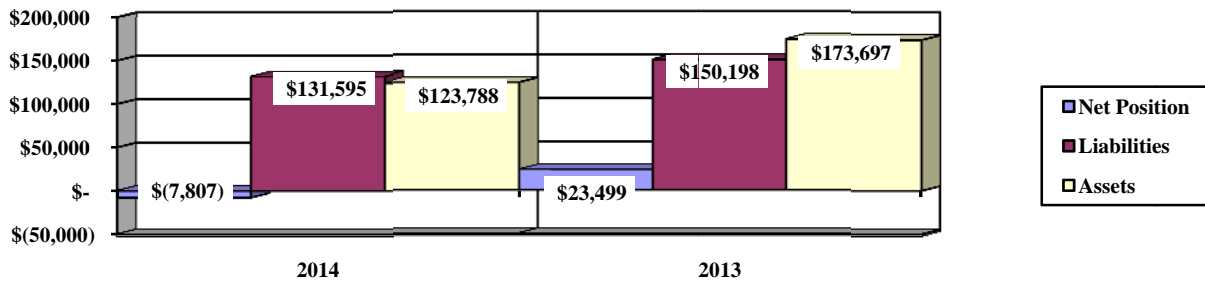
MANAGEMENT'S DISCUSSION AND ANALYSIS
FOR THE FISCAL YEAR ENDED JUNE 30, 2014

The graphs below present the Center's governmental and business-type assets, liabilities, deferred inflows of resources and net position at June 30, 2014 and June 30, 2013.

Governmental - Net Position



Business-Type -Net Position



The table below shows the changes in net position for governmental activities and business-type activities for fiscal years 2014 and 2013.

Change in Net Position

	Governmental Activities		Business-Type Activities		Total	
	2014	2013	2014	2013	2014	2013
Revenues						
Program revenues:						
Charges for services and sales	\$ 824,315	\$ 530,928	\$ 1,315,592	\$ 1,794,040	\$ 2,139,907	\$ 2,324,968
Operating grants and contributions	4,624,924	2,343,537	277,135	271,388	4,902,059	2,614,925
General revenues:						
Property taxes	5,080,939	4,885,650	-	-	5,080,939	4,885,650
Grants and entitlements	4,208,441	6,246,588	-	-	4,208,441	6,246,588
Investment earnings	80,573	28,139	-	-	80,573	28,139
Other	28,185	89,451	35,453	32,797	63,638	122,248
Total revenues	14,847,377	14,124,293	1,628,180	2,098,225	16,475,557	16,222,518

**TRUMBULL CAREER AND TECHNICAL CENTER
TRUMBULL COUNTY, OHIO**

MANAGEMENT'S DISCUSSION AND ANALYSIS
FOR THE FISCAL YEAR ENDED JUNE 30, 2014

	<u>Governmental</u>		<u>Business-Type</u>		<u>Total</u>	
	<u>Activities</u>		<u>Activities</u>			
	<u>2014</u>	<u>2013</u>	<u>2014</u>	<u>2013</u>	<u>2014</u>	<u>2013</u>
<u>Expenses</u>						
Program expenses:						
Instruction:						
Regular	\$ 2,326,565	\$ 2,223,830	\$ -	\$ -	\$ 2,326,565	\$ 2,223,830
Special	1,092,874	808,707	-	-	1,092,874	808,707
Vocational	5,491,917	4,962,189	-	-	5,491,917	4,962,189
Adult/continuing	394,133	351,547	-	-	394,133	351,547
Support services:						
Pupil	1,117,146	1,247,791	-	-	1,117,146	1,247,791
Instructional staff	95,198	345,230	-	-	95,198	345,230
Board of education	50,730	66,956	-	-	50,730	66,956
Administration	1,946,406	2,075,479	-	-	1,946,406	2,075,479
Fiscal	579,476	581,368	-	-	579,476	581,368
Business	27,479	6,988	-	-	27,479	6,988
Operations and maintenance	1,026,820	1,176,428	-	-	1,026,820	1,176,428
Pupil transportation	46,461	20,719	-	-	46,461	20,719
Central	158,386	99,540	-	-	158,386	99,540
Operation of non-instructional services:						
Other non-instructional services	1,516	1,861	-	-	1,516	1,861
Food service operations	404,470	433,703	-	-	404,470	433,703
Extracurricular activities	113,904	119,222	-	-	113,904	119,222
Interest and fiscal charges	257,614	264,816	-	-	257,614	264,816
Adult education	-	-	1,923,916	2,191,343	1,923,916	2,191,343
Total expenses	<u>15,131,095</u>	<u>14,786,374</u>	<u>1,923,916</u>	<u>2,191,343</u>	<u>17,055,011</u>	<u>16,977,717</u>
Decrease before transfers	(283,718)	(662,081)	(295,736)	(93,118)	(579,454)	(755,199)
Transfers	<u>(264,430)</u>	<u>(124,510)</u>	<u>264,430</u>	<u>124,510</u>	<u>-</u>	<u>-</u>
Changes in net position	(548,148)	(786,591)	(31,306)	31,392	(579,454)	(755,199)
Net position (deficit) at beginning of year	<u>11,195,380</u>	<u>11,981,971</u>	<u>23,499</u>	<u>(7,893)</u>	<u>11,218,879</u>	<u>11,974,078</u>
Net position (deficit) at end of year	<u>\$ 10,647,232</u>	<u>\$ 11,195,380</u>	<u>\$ (7,807)</u>	<u>\$ 23,499</u>	<u>\$ 10,639,425</u>	<u>\$ 11,218,879</u>

Governmental Activities

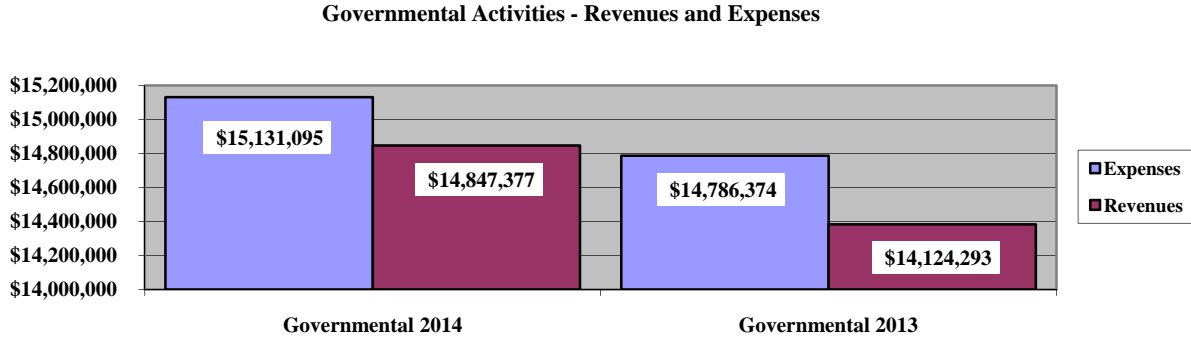
Net position of the Center's governmental activities decreased \$548,148. Total governmental expenses of \$15,131,095 were offset by program revenues of \$5,449,239 and general revenues of \$9,398,138. Program revenues supported 36.01% of the total governmental expenses.

The primary sources of revenue for governmental activities are derived from property taxes and grants and entitlements. These two revenue sources represent 62.57% of total governmental revenue. Real estate property is reappraised every six years.

**TRUMBULL CAREER AND TECHNICAL CENTER
TRUMBULL COUNTY, OHIO**

MANAGEMENT'S DISCUSSION AND ANALYSIS
FOR THE FISCAL YEAR ENDED JUNE 30, 2014

The graph below presents the Center's governmental activities revenue and expenses for fiscal years 2014 and 2013.



The statement of activities shows the cost of program services and the charges for services and grants offsetting those services. The following table shows, for governmental activities, the total cost of services and the net cost of services for 2014 and 2013. That is, it identifies the cost of these services supported by tax revenue and unrestricted State grants and entitlements.

Governmental Activities

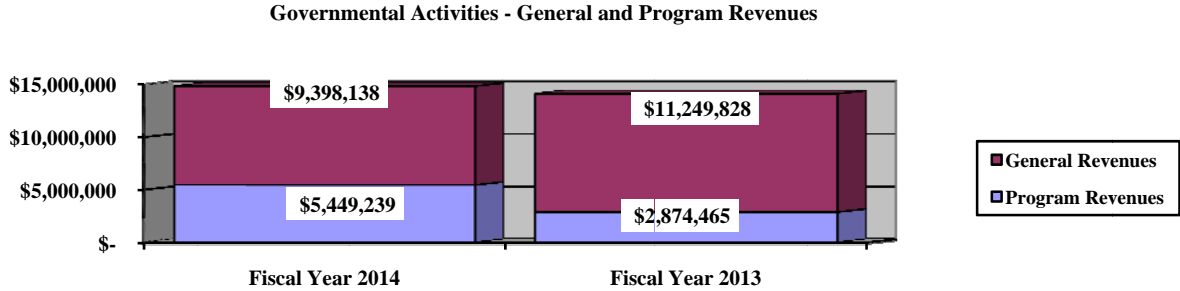
	Total Cost of Services <u>2014</u>	Net Cost of Services <u>2014</u>	Total Cost of Services <u>2013</u>	Net Cost of Services <u>2013</u>
Program expenses:				
Instruction:				
Regular	\$ 2,326,565	\$ 2,326,565	\$ 2,223,830	\$ 2,223,830
Special	1,092,874	1,092,874	808,707	808,707
Vocational	5,491,917	1,107,032	4,962,189	3,182,331
Adult/continuing	394,133	177,732	351,547	139,974
Support services:				
Pupil	1,117,146	965,747	1,247,791	1,051,355
Instructional staff	95,198	64,065	345,230	323,339
Board of education	50,730	50,730	66,956	66,956
Administration	1,946,406	1,886,263	2,075,479	2,036,594
Fiscal	579,476	579,476	581,368	581,368
Business	27,479	27,479	6,988	6,988
Operations and maintenance	1,026,820	837,924	1,176,428	979,648
Pupil transportation	46,461	46,461	20,719	20,719
Central	158,386	158,386	99,540	86,657
Operation of non-instructional services:				
Other non-instructional services	1,516	1,516	1,861	1,861
Food service operations	404,470	(11,912)	433,703	17,544
Extracurricular activities	113,904	113,904	119,222	119,222
Interest and fiscal charges	257,614	257,614	264,816	264,816
Total expenses	<u>\$ 15,131,095</u>	<u>\$ 9,681,856</u>	<u>\$ 14,786,374</u>	<u>\$ 11,911,909</u>

The dependence upon tax revenues and grants and entitlements during fiscal year 2014 for governmental activities is apparent, 50.55% of 2014 instruction activities are supported through taxes and other general revenues. For all governmental activities, general revenue support was 63.99% in 2014. The Center's taxpayers and unrestricted grants and entitlements are by far the primary support for the Center's students.

**TRUMBULL CAREER AND TECHNICAL CENTER
TRUMBULL COUNTY, OHIO**

MANAGEMENT'S DISCUSSION AND ANALYSIS
FOR THE FISCAL YEAR ENDED JUNE 30, 2014

The graph below presents the Center's governmental activities revenue for fiscal years 2014 and 2013.



Business-Type Activities

The Center's business-type activities consist of the adult education program. This program had revenues of \$1,628,180, expenses of \$1,923,916 and transfers in of \$264,430 for fiscal year 2014. The Center's business activities receive no support from tax revenues.

The Center's Funds

The Center's governmental funds (as presented on the balance sheet on page 17) reported a combined fund balance of \$7,308,356, which is \$682,104 lower than last year's total of \$7,990,460. The schedule below indicates the fund balance and the total change in fund balance as of June 30, 2014 and 2013.

	<u>Fund Balance</u> <u>June 30, 2014</u>	<u>Fund Balance</u> <u>June 30, 2013</u>	<u>Change</u>
General	\$ 6,610,182	\$ 7,012,058	\$ (401,876)
Other Governmental	<u>698,174</u>	<u>978,402</u>	<u>(280,228)</u>
Total	<u>\$ 7,308,356</u>	<u>\$ 7,990,460</u>	<u>\$ (682,104)</u>

General Fund

The Center's general fund's fund balance decreased by \$401,876.

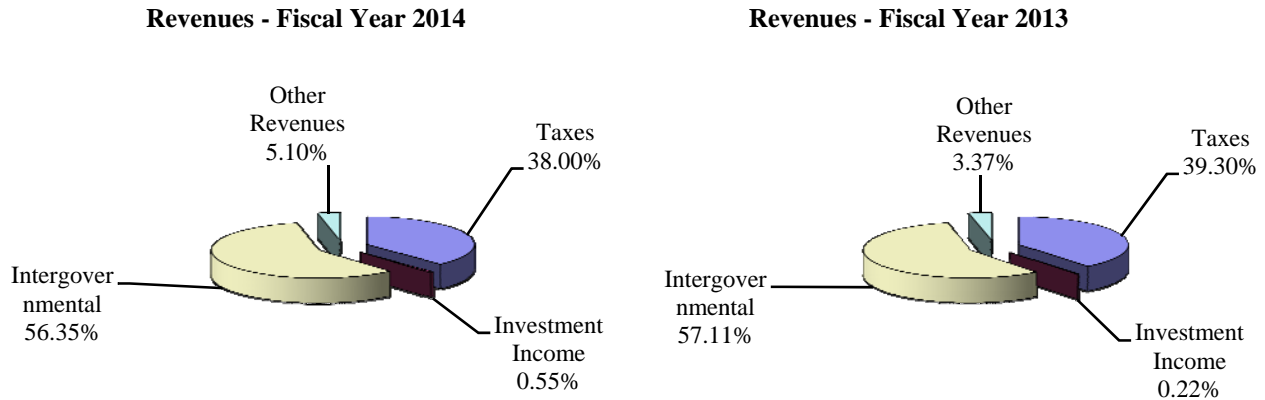
**TRUMBULL CAREER AND TECHNICAL CENTER
TRUMBULL COUNTY, OHIO**

MANAGEMENT'S DISCUSSION AND ANALYSIS
FOR THE FISCAL YEAR ENDED JUNE 30, 2014

The table that follows assists in illustrating the revenues of the general fund.

<u>Revenues</u>	<u>2014 Amount</u>	<u>2013 Amount</u>	<u>Change</u>	<u>Percentage Change</u>
Taxes	\$ 4,981,150	\$ 5,013,101	\$ (31,951)	(0.64) %
Earnings on investments	71,941	28,461	43,480	152.77 %
Intergovernmental	7,387,211	7,283,440	103,771	1.42 %
Other revenues	<u>669,255</u>	<u>430,350</u>	<u>238,905</u>	55.51 %
Total	<u>\$ 13,109,557</u>	<u>\$ 12,755,352</u>	<u>\$ 354,205</u>	2.78 %

Revenues of the general fund increased \$354,205 or 2.78%. Intergovernmental revenues increased \$103,771 or 1.42%. This increase is due mainly to an increase in career tech funding from the State. Earnings on investments increased due to an increase in interest rates earned on investments.



The table that follows assists in illustrating the expenditures of the general fund.

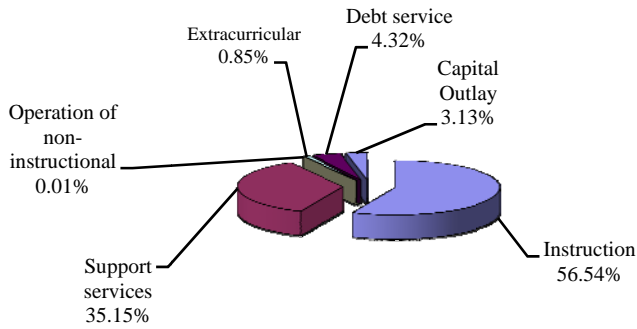
<u>Expenditures</u>	<u>2014 Amount</u>	<u>2013 Amount</u>	<u>Change</u>	<u>Percentage Change</u>
Instruction	\$ 7,614,782	\$ 7,220,676	\$ 394,106	5.46 %
Support services	4,733,413	5,304,139	(570,726)	(10.76) %
Operation of non-instructional services	1,516	1,861	(345)	(18.54) %
Extracurricular activities	113,939	118,688	(4,749)	(4.00) %
Capital outlay	421,758	-	421,758	100.00 %
Debt service	<u>581,588</u>	<u>436,816</u>	<u>144,772</u>	33.14 %
Total	<u>\$ 13,466,996</u>	<u>\$ 13,082,180</u>	<u>\$ 384,816</u>	2.94 %

Expenditures of the general fund increased \$384,816 or 2.94%. The most significant increases were in the areas instruction, capital outlay and debt service. Instruction expenditures increased due to increases in spending on special education instruction. Capital outlay and debt service increased to the inception of a capital lease and lease payment on the capital lease.

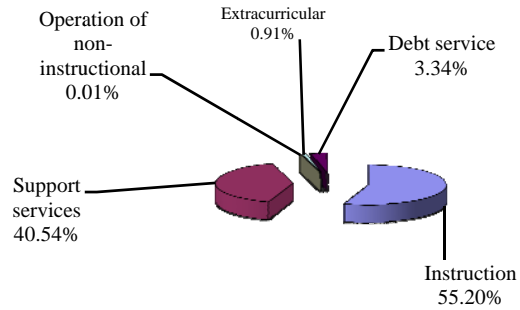
**TRUMBULL CAREER AND TECHNICAL CENTER
TRUMBULL COUNTY, OHIO**

**MANAGEMENT'S DISCUSSION AND ANALYSIS
FOR THE FISCAL YEAR ENDED JUNE 30, 2014**

Expenditures - Fiscal Year 2014



Expenditures - Fiscal Year 2013



General Fund Budgeting Highlights

The Center's budget is prepared according to Ohio law and is based on accounting for certain transactions on a basis of cash receipts, disbursements and encumbrances. The most significant budgeted fund is the general fund.

During the course of fiscal year 2014 the Center amended its general fund budget numerous times. The Center uses site-based budgeting and the budgeting systems are designed to tightly control total site budgets but provide flexibility for site management.

For the general fund, final budgeted revenues and other financing sources were \$13,058,904, which was higher than original budget estimates of \$12,726,769. Actual budget basis revenues and other financing sources of \$13,058,904 were the same as the final budget.

General fund original appropriations (expenditures plus other financing uses) of \$13,708,543 were increased to \$13,767,517 in the final budget. The actual budget basis expenditures and other financing uses for fiscal year 2014 totaled \$13,508,857, which was \$258,660 less than the final budget appropriations.

Capital Assets and Debt Administration

Capital Assets

At June 30, 2014, the Center had \$8,703,957 invested in land, land improvements, buildings and improvements, furniture and equipment and vehicles. Of this total, \$8,621,730 was reported in governmental activities and \$82,227 was reported in business-type activities.

**TRUMBULL CAREER AND TECHNICAL CENTER
TRUMBULL COUNTY, OHIO**

MANAGEMENT'S DISCUSSION AND ANALYSIS
FOR THE FISCAL YEAR ENDED JUNE 30, 2014

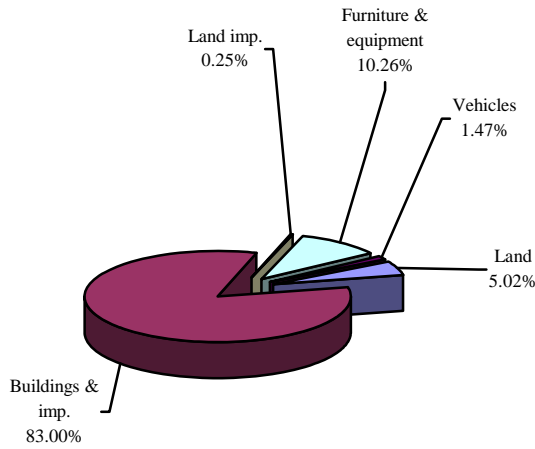
The following table shows June 30, 2014 balances compared to June 30, 2013:

**Capital Assets at June 30
(Net of Depreciation)**

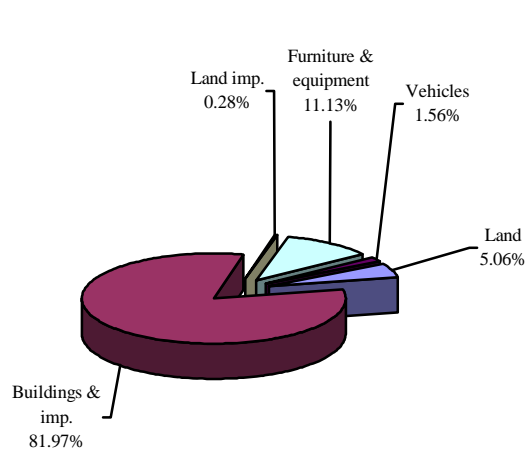
	Governmental Activities		Business-Type Activities		Total	
	2014	2013	2014	2013	2014	2013
Land	\$ 432,770	\$ 432,770	\$ -	\$ -	\$ 432,770	\$ 432,770
Land improvements	21,209	23,599	-	-	21,209	23,599
Building and improvements	7,156,015	7,014,202	-	-	7,156,015	7,014,202
Furniture and equipment	884,932	952,405	82,227	90,802	967,159	1,043,207
Vehicles	126,804	133,763	-	-	126,804	133,763
Total	\$ 8,621,730	\$ 8,556,739	\$ 82,227	\$ 90,802	\$ 8,703,957	\$ 8,647,541

The following graphs show the breakdown of governmental activities capital assets by category for 2014 and 2013.

**Capital Assets - Governmental Activities
2014**



**Capital Assets - Governmental Activities
2013**



See Note 8 to the basic financial statements for additional information on the Center's capital assets.

Debt Administration

At June 30, 2014, the Center had an outstanding lease purchase agreement and capital lease of \$5,346,784. Of the balance, \$324,839 is due within one year and \$5,021,945 is due in more than one year.

**TRUMBULL CAREER AND TECHNICAL CENTER
TRUMBULL COUNTY, OHIO**

**MANAGEMENT'S DISCUSSION AND ANALYSIS
FOR THE FISCAL YEAR ENDED JUNE 30, 2014**

The following table shows the June 30, 2014 balance compared to June 30, 2013:

Outstanding Debt, at Year End

	Governmental Activities	
	2014	2013
Capital Lease	\$ 277,784	\$ -
OASBO Lease Purchase Agreement	5,069,000	5,249,000
Total	\$ 5,346,784	\$ 5,249,000

At June 30, 2014 the Center's overall legal debt margin was \$243,898,489 with an unvoted debt margin of \$2,709,983.

See Note 10 to the basic financial statements for additional information on the Center's debt administration.

Current Financial Related Activity

Overall the Center is strong financially. The Center relies heavily upon grants, State foundation and property taxes. The finances are stable for fiscal years 2014 through fiscal year 2015 due to the passage of a 2.4 mill renewal levy on the ballot in November of 2004 that will expire in January of 2016. The 2.4 mills represent approximately 36.00% of the total revenue the Center receives yearly. The Center will go on the ballot in November 2014 in the first attempt to pass a 10 year renewal.

The challenge for the Center's management is to continue to provide the resources necessary to meet student needs and to be able to stay within the five-year forecast. The five-year forecast is utilized by management in order to effectively manage the Center's resources to their fullest.

The State funding for schools is based on several factors all of which are subject to deliberations and approval of the Ohio General Assembly. House Bill 59, which was passed in June of 2013, has once again changed the way JVS's are funded. The "freeze" for ADM is over and the Center is once again going to be paid for each student based on FTE/ADM, with a 6.5% increase cap in 2014 and a 10.25% cap in additional funding in 2015. For fiscal year 2014, the Center received an increase of \$559,997 in total foundation and \$706,448 for fiscal year 2015 (above the 2013 figure), which has been incorporated into the current forecast. Currently we are being funded for 885 FTE students. A 2% increase in foundation payments is formulated for fiscal years 2016-2019.

All of the Center's financial abilities will be needed to meet the financial challenges of the future.

Contacting the Center's Financial Management

This financial report is designed to provide our citizens, taxpayers, and investors and creditors with a general overview of the Center's finances and to show the Center's accountability for the money it receives. If you have questions about this report or need additional financial information contact Mr. Gary Ghizzoni, Treasurer, Trumbull Career and Technical Center, 528 Educational Highway, Warren, Ohio 44483.

**TRUMBULL CAREER AND TECHNICAL CENTER
TRUMBULL COUNTY, OHIO**

STATEMENT OF NET POSITION
JUNE 30, 2014

	Governmental Activities	Business-type Activities	Total
Assets:			
Equity in pooled cash and investments	\$ 8,858,774	\$ 16,386	\$ 8,875,160
Receivables:			
Property taxes	6,631,722	-	6,631,722
Accounts	8,148	11,853	20,001
Accrued interest	14,398	-	14,398
Intergovernmental	135,829	5,995	141,824
Prepayments	32,468	10,073	42,541
Materials and supplies inventory	3,655	-	3,655
Internal balance	2,746	(2,746)	-
Capital assets:			
Nondepreciable capital assets	432,770	-	432,770
Depreciable capital assets, net	8,188,960	82,227	8,271,187
Capital assets, net	8,621,730	82,227	8,703,957
Total assets	24,309,470	123,788	24,433,258
Liabilities:			
Accounts payable	45,000	8,099	53,099
Accrued wages and benefits payable	1,273,200	17,727	1,290,927
Pension obligation payable	179,597	2,482	182,079
Intergovernmental payable	62,285	257	62,542
Claims payable	616	-	616
Long-term liabilities:			
Due within one year	650,038	30,837	680,875
Due in more than one year	6,430,116	72,193	6,502,309
Total liabilities	8,640,852	131,595	8,772,447
Deferred inflows of resources:			
Property taxes levied for the next fiscal year	5,021,386	-	5,021,386
Total deferred inflows of resources	5,021,386	-	5,021,386
Net position:			
Net investment in capital assets	3,274,946	82,227	3,357,173
Restricted for:			
State funded programs	304	-	304
Food service operations	51,323	-	51,323
Unrestricted (deficit)	7,320,659	(90,034)	7,230,625
Total net position (deficit)	\$ 10,647,232	\$ (7,807)	\$ 10,639,425

SEE ACCOMPANYING NOTES TO THE BASIC FINANCIAL STATEMENTS

**TRUMBULL CAREER AND TECHNICAL CENTER
TRUMBULL COUNTY, OHIO**

STATEMENT OF ACTIVITIES
FOR THE FISCAL YEAR ENDED JUNE 30, 2014

	Expenses	Program Revenues	
		Charges for Services and Sales	Operating Grants and Contributions
Governmental activities:			
Instruction:			
Regular	\$ 2,326,565	\$ -	\$ -
Special	1,092,874	-	-
Vocational	5,491,917	461,813	3,923,072
Adult/continuing.	394,133	-	216,401
Support services:			
Pupil.	1,117,146	-	151,399
Instructional staff	95,198	-	31,133
Board of education	50,730	-	-
Administration.	1,946,406	-	60,143
Fiscal.	579,476	-	-
Business.	27,479	-	-
Operations and maintenance	1,026,820	179,257	9,639
Pupil transportation.	46,461	-	-
Central	158,386	-	-
Operation of non-instructional services:			
Other non-instructional services	1,516	-	-
Food service operations	404,470	183,245	233,137
Extracurricular activities.	113,904	-	-
Interest and fiscal charges	257,614	-	-
Total governmental activities	15,131,095	824,315	4,624,924
Business-type activities:			
Adult education	1,923,916	1,315,592	277,135
Total business-type activities	1,923,916	1,315,592	277,135
Totals	\$ 17,055,011	\$ 2,139,907	\$ 4,902,059

General revenues:

Property taxes levied for:
General purposes
Grants and entitlements not restricted to specific programs
Investment earnings
Miscellaneous
Total general revenues
Transfers
Total general revenues and transfers
Change in net position
Net position at beginning of year.
Net position (deficit) at end of year.

SEE ACCOMPANYING NOTES TO THE BASIC FINANCIAL STATEMENTS

**Net (Expense) Revenue
and Changes in Net Position**

Governmental Activities	Business-Type Activities	Total
\$ (2,326,565)	\$ -	\$ (2,326,565)
(1,092,874)	-	(1,092,874)
(1,107,032)	-	(1,107,032)
(177,732)	-	(177,732)
(965,747)	-	(965,747)
(64,065)	-	(64,065)
(50,730)	-	(50,730)
(1,886,263)	-	(1,886,263)
(579,476)	-	(579,476)
(27,479)	-	(27,479)
(837,924)	-	(837,924)
(46,461)	-	(46,461)
(158,386)	-	(158,386)
(1,516)	-	(1,516)
11,912	-	11,912
(113,904)	-	(113,904)
(257,614)	-	(257,614)
(9,681,856)	-	(9,681,856)
-	(331,189)	(331,189)
-	(331,189)	(331,189)
(9,681,856)	(331,189)	(10,013,045)
5,080,939	-	5,080,939
4,208,441	-	4,208,441
80,573	-	80,573
28,185	35,453	63,638
9,398,138	35,453	9,433,591
(264,430)	264,430	-
9,133,708	299,883	9,433,591
(548,148)	(31,306)	(579,454)
11,195,380	23,499	11,218,879
\$ 10,647,232	\$ (7,807)	\$ 10,639,425

**TRUMBULL CAREER AND TECHNICAL CENTER
TRUMBULL COUNTY, OHIO**

BALANCE SHEET
GOVERNMENTAL FUNDS
JUNE 30, 2014

	General	Nonmajor Governmental Funds	Total Governmental Funds
Assets:			
Equity in pooled cash and investments	\$ 8,063,454	\$ 765,465	\$ 8,828,919
Receivables:			
Property taxes	6,631,722	-	6,631,722
Accounts	8,148	-	8,148
Accrued interest	14,398	-	14,398
Interfund loans	21,352	-	21,352
Intergovernmental	-	135,829	135,829
Prepayments	32,468	-	32,468
Materials and supplies inventory	-	3,655	3,655
Due from other funds	7,799	-	7,799
Total assets	\$ 14,779,341	\$ 904,949	\$ 15,684,290
Liabilities:			
Accounts payable	\$ 32,235	\$ 12,765	\$ 45,000
Accrued wages and benefits payable	1,179,557	93,643	1,273,200
Compensated absences payable	123,404	-	123,404
Interfund loans payable	-	21,352	21,352
Intergovernmental payable	61,166	1,119	62,285
Pension obligation payable	168,012	11,585	179,597
Due to other funds	-	3,987	3,987
Total liabilities	1,564,374	144,451	1,708,825
Deferred inflows of resources:			
Property taxes levied for the next fiscal year	5,021,386	-	5,021,386
Delinquent property tax revenue not available	1,572,017	-	1,572,017
Accrued interest not available	11,382	-	11,382
Other nonexchange transactions not available	-	62,324	62,324
Total deferred inflows of resources	6,604,785	62,324	6,667,109
Fund balances:			
Nonspendable:			
Materials and supplies inventory	-	3,655	3,655
Prepays	32,468	-	32,468
Restricted:			
Food service operations	-	60,009	60,009
Committed:			
Capital improvements	-	662,220	662,220
Assigned:			
Student instruction	24,897	-	24,897
Student and staff support	87,007	-	87,007
Other purposes	204,234	-	204,234
Unassigned (deficit)	6,261,576	(27,710)	6,233,866
Total fund balances	6,610,182	698,174	7,308,356
Total liabilities, deferred inflows and fund balances	\$ 14,779,341	\$ 904,949	\$ 15,684,290

SEE ACCOMPANYING NOTES TO THE BASIC FINANCIAL STATEMENTS

**TRUMBULL CAREER AND TECHNICAL CENTER
TRUMBULL COUNTY, OHIO**

RECONCILIATION OF TOTAL GOVERNMENTAL FUND BALANCES TO
NET POSITION OF GOVERNMENTAL ACTIVITIES
JUNE 30, 2014

Total governmental fund balances		\$	7,308,356
<i>Amounts reported for governmental activities on the statement of net position are different because:</i>			
Capital assets used in governmental activities are not financial resources and therefore are not reported in the funds.			8,621,730
Other long-term assets are not available to pay for current-period expenditures and therefore are deferred inflows in the funds.			
Property taxes receivable	\$	1,572,017	
Accrued interest receivable		11,382	
Intergovernmental receivable		62,324	
Total		1,645,723	1,645,723
An internal service fund is used by management to charge the costs of insurance to individual funds. The assets and liabilities of the internal service fund are included in governmental activities on the statement of net position.			28,173
Long-term liabilities, including lease purchases, are not due and payable in the current period and therefore are not reported in the funds.			
Compensated absences		(1,609,966)	
Capital lease obligations		(277,784)	
OASBO lease purchase		(5,069,000)	
Total		(6,956,750)	(6,956,750)
Net position of governmental activities		\$	10,647,232

SEE ACCOMPANYING NOTES TO THE BASIC FINANCIAL STATEMENTS

**TRUMBULL CAREER AND TECHNICAL CENTER
TRUMBULL COUNTY, OHIO**

STATEMENT OF REVENUES, EXPENDITURES AND CHANGES IN FUND BALANCES
GOVERNMENTAL FUNDS
FOR THE FISCAL YEAR ENDED JUNE 30, 2014

	General	Nonmajor Governmental Funds	Total Governmental Funds
Revenues:			
From local sources:			
Property taxes	\$ 4,981,150	\$ -	\$ 4,981,150
Tuition	270,714	-	270,714
Earnings on investments	71,941	37	71,978
Charges for services	-	183,245	183,245
Extracurricular	1,463	-	1,463
Classroom materials and fees	76,994	-	76,994
Rental income	179,257	-	179,257
Contributions and donations	570	-	570
Contract services	112,642	-	112,642
Other local revenues	27,615	-	27,615
Intergovernmental - state	7,387,211	409,725	7,796,936
Intergovernmental - federal	-	996,972	996,972
Total revenues	13,109,557	1,589,979	14,699,536
Expenditures:			
Current:			
Instruction:			
Regular	2,281,077	-	2,281,077
Special	1,091,996	-	1,091,996
Vocational	4,241,709	699,323	4,941,032
Adult/continuing	-	235,788	235,788
Support services:			
Pupil	989,452	148,345	1,137,797
Instructional staff	58,252	33,696	91,948
Board of education	50,046	-	50,046
Administration	1,889,410	63,057	1,952,467
Fiscal	578,110	-	578,110
Business	27,479	-	27,479
Operations and maintenance	993,401	230,154	1,223,555
Pupil transportation	35,472	-	35,472
Central	111,791	188,345	300,136
Operation of non-instructional services:			
Other non-instructional services	1,516	-	1,516
Food service operations	-	411,633	411,633
Extracurricular activities	113,939	-	113,939
Facilities acquisition and construction	-	61,984	61,984
Capital outlay	421,758	-	421,758
Debt service:			
Principal retirement	323,974	-	323,974
Interest and fiscal charges	257,614	-	257,614
Total expenditures	13,466,996	2,072,325	15,539,321
Excess of expenditures over revenues	(357,439)	(482,346)	(839,785)
Other financing sources (uses):			
Sale/loss of assets	353	-	353
Transfers in	-	202,118	202,118
Transfers (out)	(466,548)	-	(466,548)
Capital lease transaction	421,758	-	421,758
Total other financing sources (uses)	(44,437)	202,118	157,681
Net change in fund balances	(401,876)	(280,228)	(682,104)
Fund balances at beginning of year	7,012,058	978,402	7,990,460
Fund balances at end of year	\$ 6,610,182	\$ 698,174	\$ 7,308,356

SEE ACCOMPANYING NOTES TO THE BASIC FINANCIAL STATEMENTS

**TRUMBULL CAREER AND TECHNICAL CENTER
TRUMBULL COUNTY, OHIO**

RECONCILIATION OF THE STATEMENT OF REVENUES, EXPENDITURES
AND CHANGES IN FUND BALANCES OF GOVERNMENTAL FUNDS
TO THE STATEMENT OF ACTIVITIES
FOR THE FISCAL YEAR ENDED JUNE 30, 2014

Net change in fund balances - total governmental funds \$ (682,104)

Amounts reported for governmental activities in the statement of activities are different because:

Governmental funds report capital outlays as expenditures. However, in the statement of activities, the cost of those assets is allocated over their estimated useful lives as depreciation expense.

Capital asset additions	\$	569,311	
Current year depreciation		(418,143)	
Total			151,168

The net effect of various miscellaneous transactions involving capital assets (i.e., sales, disposals, trade-ins, and donations) is to decrease net position. (86,177)

Revenues in the statement of activities that do not provide current financial resources are not reported as revenues in the funds.

Property taxes		99,789	
Earnings on investments		8,632	
Intergovernmental		39,420	
Total			147,841

Repayment of lease purchase and capital lease principal is an expenditure in the governmental funds, but the repayment reduces long-term liabilities on the statement of net position. Principal payments during the year were:

Lease purchase		180,000	
Capital leases		143,974	
Total			323,974

Issuances of capital leases are recorded as other financing sources in the funds; however, in the statement of activities, they are not reported as other financing sources as they increase liabilities on the statement of net position. (421,758)

Some expenses reported in the statement of activities, such as compensated absences, do not require the use of current financial resources and therefore are not reported as expenditures in governmental funds. 7,479

An internal service fund used by management to charge the costs of insurance to individual funds is not reported in the district-wide statement of activities. Governmental fund expenditures and the related internal service fund revenues are eliminated. The net revenue (expense) of the internal service fund is allocated among the governmental activities. 11,429

Change in net position of governmental activities \$ (548,148)

SEE ACCOMPANYING NOTES TO THE BASIC FINANCIAL STATEMENTS

**TRUMBULL CAREER AND TECHNICAL CENTER
TRUMBULL COUNTY, OHIO**

STATEMENT OF REVENUES, EXPENDITURES AND CHANGES IN
FUND BALANCE - BUDGET AND ACTUAL (NON-GAAP BUDGETARY BASIS)
GENERAL FUND
FOR THE FISCAL YEAR ENDED JUNE 30, 2014

	<u>Budgeted Amounts</u>			Variance with Final Budget Positive (Negative)
	<u>Original</u>	<u>Final</u>	<u>Actual</u>	
Revenues:				
From local sources:				
Property taxes	\$ 4,884,911	\$ 4,999,756	\$ 4,999,756	\$ -
Tuition	269,983	270,714	270,714	-
Earnings on investments	61,560	67,537	67,537	-
Classroom materials and fees	75,448	77,222	77,222	-
Rental income	192,657	192,657	192,657	-
Other local revenues	31,376	32,114	32,114	-
Intergovernmental - state	7,210,834	7,385,980	7,385,980	-
Total revenues	12,726,769	13,025,980	13,025,980	-
Expenditures:				
Current:				
Instruction:				
Regular	2,368,826	2,258,328	2,255,236	3,092
Special	1,109,701	1,057,937	1,050,953	6,984
Vocational	4,463,509	4,255,302	4,153,382	101,920
Support services:				
Pupil	959,323	914,574	910,900	3,674
Instructional staff	112,050	106,823	99,958	6,865
Board of education	62,414	59,503	52,178	7,325
Administration	2,050,528	1,954,878	1,911,676	43,202
Fiscal	615,943	587,211	573,735	13,476
Business	33,870	32,290	27,683	4,607
Operations and maintenance	1,193,207	1,137,548	1,064,656	72,892
Pupil transportation	40,654	38,758	35,744	3,014
Central	124,388	118,586	111,012	7,574
Other operation of non-instructional services	3,260	3,108	2,528	580
Extracurricular activities	113,103	107,827	103,020	4,807
Debt service:				
Principal	188,807	180,000	180,000	-
Interest and fiscal charges	268,960	256,414	256,414	-
Total expenditures	13,708,543	13,069,087	12,789,075	280,012
Excess (deficiency) of revenues over (under) expenditures	(981,774)	(43,107)	236,905	280,012
Other financing sources (uses):				
Refund of prior year's expenditures	-	32,571	32,571	-
Transfers (out)	-	(698,430)	(698,430)	-
Advances (out)	-	-	(21,352)	(21,352)
Sale of capital assets	-	353	353	-
Total other financing sources (uses)	-	(665,506)	(686,858)	(21,352)
Net change in fund balance	(981,774)	(708,613)	(449,953)	258,660
Fund balance at beginning of year	7,980,836	7,980,836	7,980,836	-
Prior year encumbrances appropriated	83,259	83,259	83,259	-
Fund balance at end of year	\$ 7,082,321	\$ 7,355,482	\$ 7,614,142	\$ 258,660

SEE ACCOMPANYING NOTES TO THE BASIC FINANCIAL STATEMENTS

**TRUMBULL CAREER AND TECHNICAL CENTER
TRUMBULL COUNTY, OHIO**

STATEMENT OF NET POSITION
PROPRIETARY FUNDS
JUNE 30, 2014

	Adult Education	Governmental Activities - Internal Service Fund
Assets:		
Equity in pooled cash and investments	\$ 16,386	\$ 29,855
Receivables:		
Accounts	11,853	-
Intergovernmental	5,995	-
Prepayments	10,073	-
Total current assets	44,307	29,855
Noncurrent assets:		
Depreciable capital assets, net	82,227	-
Total assets	126,534	29,855
Liabilities:		
Accounts payable	8,099	-
Accrued wages and benefits	17,727	-
Compensated absences	30,837	-
Pension obligation payable	2,482	-
Intergovernmental payable	257	-
Claims payable	-	616
Due to other funds	3,812	-
Total current liabilities	63,214	616
Long-term liabilities:		
Compensated absences payable	72,193	-
Total long-term liabilities	72,193	-
Total liabilities	135,407	616
Net position:		
Investment in capital assets	82,227	-
Unrestricted (deficit)	(91,100)	29,239
Total net position	(8,873)	\$ 29,239
Adjustment to reflect the consolidation of the internal service fund activities related to enterprise funds.	1,066	
Net position of business-type activities	\$ (7,807)	

SEE ACCOMPANYING NOTES TO THE BASIC FINANCIAL STATEMENTS

**TRUMBULL CAREER AND TECHNICAL CENTER
TRUMBULL COUNTY, OHIO**

STATEMENT OF REVENUES, EXPENSES AND
CHANGES IN NET POSITION
PROPRIETARY FUNDS
FOR THE FISCAL YEAR ENDED JUNE 30, 2014

	<u>Adult Education</u>	<u>Governmental Activities - Internal Service Fund</u>
Operating revenues:		
Tuition and fees	\$ 1,315,592	\$ -
Charges for sales and services	-	49,532
Other	35,453	-
Total operating revenues	<u>1,351,045</u>	<u>49,532</u>
Operating expenses:		
Personal services	1,220,874	-
Purchased services	385,829	-
Materials and supplies	252,383	-
Other	50,687	-
Claims	-	37,177
Depreciation	15,069	-
Total operating expenses	<u>1,924,842</u>	<u>37,177</u>
Operating income (loss)	<u>(573,797)</u>	<u>12,355</u>
Nonoperating revenues:		
Grants and subsidies	277,135	-
Total nonoperating revenues	<u>277,135</u>	<u>-</u>
Income (loss) before transfers	(296,662)	12,355
Transfer in	<u>264,430</u>	<u>-</u>
Change in net position	(32,232)	12,355
Net position at beginning of year	<u>23,359</u>	<u>16,884</u>
Net position (deficit) at end of year	<u>\$ (8,873)</u>	<u>\$ 29,239</u>
Change in net position	\$ (32,232)	
Adjustment to reflect the consolidation of the internal service fund activities related to enterprise funds	<u>926</u>	
Net change in position of business-type activities	<u>\$ (31,306)</u>	

SEE ACCOMPANYING NOTES TO THE BASIC FINANCIAL STATEMENTS

**TRUMBULL CAREER AND TECHNICAL CENTER
TRUMBULL COUNTY, OHIO**

STATEMENT OF CASH FLOWS
PROPRIETARY FUNDS
FOR THE FISCAL YEAR ENDED JUNE 30, 2014

	Adult Education	Governmental Activities - Internal Service Fund
Cash flows from operating activities:		
Cash received from tuition and fees	\$ 1,349,557	\$ -
Cash received from sales/charges for services.	-	49,532
Cash received from other operations	35,453	-
Cash payments for personal services.	(1,230,119)	-
Cash payments for contractual services	(389,904)	-
Cash payments for materials and supplies	(258,605)	-
Cash payments for claims	-	(37,160)
Cash payments for other expenses	(50,048)	-
	(543,666)	12,372
Net cash provided by (used in) operating activities	(543,666)	12,372
Cash flows from noncapital financing activities:		
Cash received from grants and subsidies.	277,135	-
Cash received from transfers in	264,430	-
	541,565	-
Net cash provided by noncapital financing activities.	541,565	-
Cash flows from capital and related financing activities:		
Acquisition of capital assets	(6,494)	-
	(6,494)	-
Net cash used in capital and related financing activities.	(6,494)	-
Net increase (decrease) in cash and investments	(8,595)	12,372
Cash and investments at beginning of year	24,981	17,483
Cash and investments at end of year	<u>\$ 16,386</u>	<u>\$ 29,855</u>
Reconciliation of operating income (loss) to net cash provided by (used in) operating activities:		
Operating income (loss)	\$ (573,797)	\$ 12,355
Adjustments:		
Depreciation.	15,069	-
Changes in assets and liabilities:		
Accounts receivable.	33,199	-
Intergovernmental receivable.	766	-
Prepayments	465	-
Accounts payable	(10,149)	-
Accrued wages and benefits	(3,705)	-
Intergovernmental payable.	(53)	-
Compensated absences payable.	(4,178)	-
Pension obligation payable.	(518)	-
Due to other funds	(765)	-
Claims payable	-	17
	-	17
Net cash provided by (used in) operating activities.	<u>\$ (543,666)</u>	<u>\$ 12,372</u>

SEE ACCOMPANYING NOTES TO THE BASIC FINANCIAL STATEMENTS

**TRUMBULL CAREER AND TECHNICAL CENTER
TRUMBULL COUNTY, OHIO**

STATEMENT OF FIDUCIARY NET POSITION
FIDUCIARY FUNDS
JUNE 30, 2014

	Private-Purpose Trust	
	Scholarship	Agency
Assets:		
Equity in pooled cash and cash equivalents	\$ 27,766	\$ 92,722
Total assets.	27,766	\$ 92,722
Liabilities:		
Due to students.	-	\$ 92,722
Total liabilities	-	\$ 92,722
Net position:		
Held in trust for scholarships	27,766	
Total net position.	\$ 27,766	

SEE ACCOMPANYING NOTES TO THE BASIC FINANCIAL STATEMENTS

**TRUMBULL CAREER AND TECHNICAL CENTER
TRUMBULL COUNTY, OHIO**

STATEMENT OF CHANGES IN FIDUCIARY NET POSITION
FIDUCIARY FUND
FOR THE FISCAL YEAR ENDED JUNE 30, 2014

	Private-Purpose Trust
	Scholarship
Additions:	
Interest	\$ 3
Gifts and contributions	1,000
Total additions	1,003
Change in net position	1,003
Net position at beginning of year	26,763
Net position at end of year	\$ 27,766

SEE ACCOMPANYING NOTES TO THE BASIC FINANCIAL STATEMENTS

THIS PAGE IS INTENTIONALLY LEFT BLANK

**TRUMBULL CAREER AND TECHNICAL CENTER
TRUMBULL COUNTY, OHIO**

**NOTES TO THE BASIC FINANCIAL STATEMENTS
FOR THE FISCAL YEAR ENDED JUNE 30, 2014**

NOTE 1 - DESCRIPTION OF THE CENTER

The Trumbull County Joint Vocational School District was formed on June 30, 1970 and subsequently became the Trumbull Career and Technical Center (the "Center") on July 1, 2000. The Center is a body politic and corporate established under Section 3311.18 of the Ohio Revised Code for the purpose of exercising the right and privileges conveyed to it by the constitution and laws of the State of Ohio. The Center includes fourteen local school districts: Bloomfield-Mespo Local, Bristol Local, Brookfield Local, Champion Local, Joseph Badger Local, LaBrae Local, Lakeview Local, Liberty Local, Lordstown Local, Maplewood Local, Mathews Local, McDonald Local, Southington Local, Weathersfield Local, and one representative each from Warren City, Girard City, Newton Falls Exempted Village, Niles City and Hubbard Exempted Village.

The Center has been supported by a 2.4 mil 10 year renewal operating levy and by funds from the State of Ohio Joint Vocational School Foundation Program.

The Center provides job training leading to employment upon graduation from high school. The Center fosters cooperative relationships with business and industry, professional organizations, participating school districts and other interested, concerned groups and organizations to consider, plan and implement education programs designed to meet the common needs and interests of students.

Board Resolution No. 02-63 states that the Center shall operate under a nineteen-member Board of Education consisting of 1 member from each member school's board of education and each Board Member shall serve one, two and three year terms and thereafter, successors to these members shall serve for successive two year terms so that no more than five members are appointed each year. The Center provides educational services as authorized and mandated by State or federal agencies. The Center employs 39 non-certified and 105 certified employees to provide services to approximately 964 students.

NOTE 2 - SUMMARY OF SIGNIFICANT ACCOUNTING POLICIES

The basic financial statements of the Center have been prepared in conformity with accounting principles generally accepted in the United States of America (GAAP) as applied to governmental units. The Governmental Accounting Standards Board (GASB) is the accepted standard-setting body for establishing governmental accounting and financial reporting principles. The Center's significant accounting policies are described below.

A. Reporting Entity

The reporting entity has been defined in accordance with GASB Statement No. 14, "The Financial Reporting Entity" as amended by GASB Statement No. 39, "Determining Whether Certain Organizations Are Component Units" and GASB Statement No. 61, "The Financial Reporting Entity: Omnibus an amendment of GASB Statements No. 14 and No. 34". The reporting entity is composed of the primary government and component units. The primary government consists of all funds, departments, boards and agencies that are not legally separate from the Center. For the Center, this includes general operations, food service, and student related activities of the Center.

**TRUMBULL CAREER AND TECHNICAL CENTER
TRUMBULL COUNTY, OHIO**

NOTES TO THE BASIC FINANCIAL STATEMENTS
FOR THE FISCAL YEAR ENDED JUNE 30, 2014

NOTE 2 - SUMMARY OF SIGNIFICANT ACCOUNTING POLICIES - (Continued)

Component units are legally separate organizations for which the Center is financially accountable. The Center is financially accountable for an organization if the Center appoints a voting majority of the organization's Governing Board and (1) the Center is able to significantly influence the programs or services performed or provided by the organization; or (2) the Center is legally entitled to or can otherwise access the organization's resources; or (3) the Center is legally obligated or has otherwise assumed the responsibility to finance the deficits of, or provide financial support to, the organization; or (4) the Center is obligated for the debt of the organization. Component units may also include organizations that are fiscally dependent on the Center in that the Center approves the budget, the issuance of debt or the levying of taxes. Certain organizations are also included as component units if the nature and significance of the relationship between the primary government and the organization is such that exclusion by the primary government would render the primary government's financial statements incomplete or misleading. Based upon the application of these criteria, the Center has no component units. The basic financial statements of the reporting entity include only those of the Center (the primary government).

The following organizations are described due to their relationship to the Center:

JOINTLY GOVERNED ORGANIZATION

North East Ohio Management Information Network (NEOMIN)

NEOMIN is a jointly governed organization among twenty-eight school districts and two educational service centers. The organization was formed for the purpose of applying modern technology (with the aid of computers and other electronic equipment) to the administrative and instructional functions among member districts. Each of the districts supports NEOMIN based upon a per pupil charge.

Superintendents of the participating school districts are eligible to be voting members of the Governing Board, which consists of ten members; the Trumbull and Ashtabula County superintendents (permanent members), three superintendents from Ashtabula County school districts, three superintendents from Trumbull County school districts, and a principal and a treasurer (non-voting members who must be employed by a participating school district, or fiscal agent of NEOMIN). The degree of control exercised by any participating school district is limited to its representation on the Governing Board. A complete set of separate financial statements may be obtained from the Trumbull County Educational Service Center, 6000 Youngstown-Warren Road, Niles, Ohio 44446.

PUBLIC ENTITY RISK POOL

Ohio Association of School Business Officials Workers' Compensation Group Rating Plan

The Center participates in a group rating plan for workers' compensation as established under Section 4123.29 of the Ohio Revised Code. The Ohio Association of School Business Officials Workers' Compensation Group Rating Plan (GRP) was established through the Ohio Association of School Business Officials (OASBO) as a group purchasing pool.

The Executive Director of the OASBO, or his designee, serves as coordinator of the GRP. Each year, the participating school districts pay an enrollment fee to the GRP to cover the costs of administering the program.

**TRUMBULL CAREER AND TECHNICAL CENTER
TRUMBULL COUNTY, OHIO**

NOTES TO THE BASIC FINANCIAL STATEMENTS
FOR THE FISCAL YEAR ENDED JUNE 30, 2014

NOTE 2 - SUMMARY OF SIGNIFICANT ACCOUNTING POLICIES - (Continued)

Trumbull County Schools Employee Insurance Benefit Consortium Association

The Trumbull County Schools Employee Insurance Benefit Consortium Association (the "Consortium") is a shared risk pool comprised of fifteen Trumbull County school districts. The Consortium is governed by an assembly which consists of one representative from each participating school district (usually the superintendent or designee). The assembly exercises controls over the operations of the Consortium. All Consortium revenues are generated from charges for services and remitted to the fiscal agent Trumbull County Educational Service Center. The fiscal agent will then remit the charges for services to Watson Wyatt Worldwide in Cleveland, Ohio, an agent of Medical Mutual, who acts in the capacity of a third-party administrator (TPA) for claims processing.

B. Fund Accounting

The Center uses funds to report its financial position and the results of its operations. A fund is a separate accounting entity with a self-balancing set of accounts. Fund accounting is designed to demonstrate legal compliance and to aid financial management by segregating transactions related to certain center activities or functions. Funds are classified into three categories: governmental, proprietary and fiduciary. Each category is divided into separate fund types.

GOVERNMENTAL FUNDS

Governmental funds focus on the sources, uses and balances of current financial resources. Expendable assets are assigned to the various governmental funds according to the purposes for which they may or must be used. Current liabilities are assigned to the fund from which they will be paid. The difference between governmental fund assets plus deferred outflows of resources and liabilities plus deferred inflows of resources is reported as fund balance. The following is the Center's major governmental fund:

General fund - The general fund is used to account for and report all financial resources not accounted for and reported in another fund. The general fund balance is available for any purpose provided it is expended or transferred according to the general laws of Ohio.

Other governmental funds of the Center are used to account for (a) financial resources that are restricted, committed, or assigned to expenditures for capital outlays including the acquisition or construction of capital facilities and other capital assets and (b) specific revenue sources that are restricted or committed to an expenditure for specified purposes other than debt service or capital projects.

PROPRIETARY FUNDS

Proprietary funds are used to account for the Center's ongoing activities which are similar to those often found in the private sector where the determination of net income is necessary or useful to sound financial administration.

**TRUMBULL CAREER AND TECHNICAL CENTER
TRUMBULL COUNTY, OHIO**

NOTES TO THE BASIC FINANCIAL STATEMENTS
FOR THE FISCAL YEAR ENDED JUNE 30, 2014

NOTE 2 - SUMMARY OF SIGNIFICANT ACCOUNTING POLICIES - (Continued)

The following are the Center's proprietary funds:

Enterprise fund - The enterprise fund is used to account for operations (a) that are financed and operated in a manner similar to private business enterprises where the intent of the governing body is that the costs (expenses, including depreciation) of providing goods or services to the general public on a continuing basis be financed or recovered primarily through user charges; or (b) where the governing body has decided that periodic determination of revenues earned, expenses incurred, and/or net income is appropriate for capital maintenance, public policy, management control, accountability, or other purposes. The Center has one enterprise fund to account for adult education programs. This fund is considered a major enterprise fund.

Internal service fund - The internal service fund is used to account for the financing of goods or services provided by one department or agency to other departments or agencies of the Center, or to other governments, on a cost-reimbursement basis. The only internal service fund of the Center accounts for a self-insurance program which provides vision benefits to employees.

FIDUCIARY FUNDS

Fiduciary fund reporting focuses on net position and changes in net position. The fiduciary fund category is split into two classifications: private-purpose trust funds and agency funds. Trust funds are used to account for assets held by the Center under a trust agreement for individuals, private organizations, or other governments and are therefore not available to support the Center's own programs. The Center's only trust fund is a private-purpose trust which accounts for scholarship programs for students. Agency funds are custodial in nature (assets plus deferred outflows of resources, equal liabilities plus deferred inflows of resources) and do not involve measurement of results of operations. The agency funds are used to account for student loans, Pell grants and student activities.

C. Basis of Presentation and Measurement Focus

Government-wide Financial Statements - The statement of net position and the statement of activities display information about the Center as a whole. These statements include the financial activities of the primary government, except for fiduciary funds. The statements distinguish between those activities of the Center that are governmental and those that are considered business-type activities. Internal service fund activity is eliminated to avoid overstatement of revenues and expenses.

The government-wide statements are prepared using the economic resources measurement focus. This is the same approach used in the preparation of the proprietary fund financial statements, but differs from the manner in which governmental fund financial statements are prepared. Governmental fund financial statements therefore include a reconciliation with brief explanations to better identify the relationship between the government-wide statements and the statements for governmental funds.

**TRUMBULL CAREER AND TECHNICAL CENTER
TRUMBULL COUNTY, OHIO**

NOTES TO THE BASIC FINANCIAL STATEMENTS
FOR THE FISCAL YEAR ENDED JUNE 30, 2014

NOTE 2 - SUMMARY OF SIGNIFICANT ACCOUNTING POLICIES - (Continued)

The government-wide statement of activities presents a comparison between direct expenses and program revenues for each segment of the business-type activities of the Center and for each function or program of the Center's governmental activities. Direct expenses are those that are specifically associated with a service, program or department and are therefore clearly identifiable to a particular function. Program revenues include charges paid by the recipient of the goods or services offered by the program and grants and contributions that are restricted to meeting the operational or capital requirements of a particular program. Revenues which are not classified as program revenues are presented as general revenues of the Center. The comparison of direct expenses with program revenues identifies the extent to which each business segment or governmental function is self-financing or draws from the general revenues of the Center.

Fund Financial Statements - Fund financial statements report detailed information about the Center. The focus of governmental and enterprise fund financial statements is on major funds rather than reporting funds by type. Each major fund is presented in a separate column. Nonmajor funds are aggregated and presented in a single column. The internal service fund is presented in a single column on the face of the proprietary fund statements. Fiduciary funds are reported by fund type.

The accounting and financial reporting treatment applied to a fund is determined by its measurement focus. All governmental fund types are accounted for using a flow of current financial resources measurement focus. The financial statements for governmental funds are a balance sheet, which generally includes only current assets, current deferred outflows of resources, current liabilities, current deferred inflows of resources and a statement of revenues, expenditures and changes in fund balances, which reports on the sources (i.e., revenues and other financing sources) and uses (i.e., expenditures and other financing uses) of current financial resources.

All proprietary fund types are accounted for on a flow of economic resources measurement focus. With this measurement focus, all assets, all deferred outflows of resources, all liabilities and all deferred inflows of resources associated with the operation of these funds are included on the statement of net position. The statement of revenues, expenses and changes in net position presents increases (i.e., revenues) and decreases (i.e., expenses) in net total position. The statement of cash flows provides information about how the Center finances and meets the cash flow needs of its proprietary activities.

Proprietary funds distinguish operating revenues and expenses from nonoperating items. Operating revenues and expenses generally result from providing services and producing and delivering goods in connection with a proprietary fund's principal ongoing operation. The principal operating revenues of the Center's internal service fund is charges for sales and services. The principal operating revenues of the Center's enterprise fund is tuition and fees for adult education. Operating expenses for the internal service fund includes claims expenses. Operating expenses for the enterprise fund primarily includes the cost of personal services, purchased services and materials and supplies. All revenues and expenses not meeting this definition are reported as nonoperating revenues and expenses.

Private-purpose trust funds are reported using the economic resources measurement focus. Agency funds do not report a measurement focus as they do not report operations.

**TRUMBULL CAREER AND TECHNICAL CENTER
TRUMBULL COUNTY, OHIO**

NOTES TO THE BASIC FINANCIAL STATEMENTS
FOR THE FISCAL YEAR ENDED JUNE 30, 2014

NOTE 2 - SUMMARY OF SIGNIFICANT ACCOUNTING POLICIES - (Continued)

D. Basis of Accounting

Basis of accounting determines when transactions are recorded in the financial records and reported on the financial statements. Government-wide financial statements are prepared using the accrual basis of accounting. Governmental funds use the modified accrual basis of accounting on the fund financial statements. Proprietary and fiduciary funds also use the accrual basis of accounting.

Revenues - Exchange and Nonexchange Transactions - Revenue resulting from exchange transactions, in which each party gives and receives essentially equal value, is recorded on the accrual basis when the exchange takes place. On a modified accrual basis, revenue is recorded in the fiscal year in which the resources are measurable and become available. Available means that the resources will be collected within the current fiscal year or are expected to be collected soon enough thereafter to be used to pay liabilities of the current fiscal year. For the Center, available means expected to be received within sixty days of fiscal year end.

Nonexchange transactions, in which the Center receives value without directly giving equal value in return, include property taxes, grants, entitlements and donations. On an accrual basis, revenue from property taxes is recognized in the fiscal year for which the taxes are levied (See Note 6). Revenue from grants, entitlements and donations is recognized in the fiscal year in which all eligibility requirements have been satisfied.

Eligibility requirements include timing requirements, which specify the year when the resources are required to be used or the fiscal year when use is first permitted, matching requirements, in which the Center must provide local resources to be used for a specified purpose, and expenditure requirements, in which the resources are provided to the Center on a reimbursement basis. On a modified accrual basis, revenue from nonexchange transactions must also be available before it can be recognized.

Under the modified accrual basis, the following revenue sources are considered to be both measurable and available at fiscal year-end: property taxes available as an advance, interest, tuition, grants, student fees and rentals.

Deferred Inflows of Resources and Deferred Outflows of Resources - A deferred inflow of resources is an acquisition of net position by the Center that is applicable to a future reporting period. A deferred outflow of resources is a consumption of net position by the Center that is applicable to a future reporting period.

Property taxes for which there is an enforceable legal claim as of June 30, 2014, but which were levied to finance fiscal year 2015 operations, and other revenues received in advance of the fiscal year for which they were intended to finance, have been recorded as deferred inflows. Grants not received within the available period, grants and entitlements received before the eligibility requirements are met, and delinquent property taxes due at June 30, 2014, are recorded as deferred inflows on the governmental fund financial statements.

On governmental fund financial statements, receivables that will not be collected within the available period have been reported as deferred inflows of resources.

**TRUMBULL CAREER AND TECHNICAL CENTER
TRUMBULL COUNTY, OHIO**

NOTES TO THE BASIC FINANCIAL STATEMENTS
FOR THE FISCAL YEAR ENDED JUNE 30, 2014

NOTE 2 - SUMMARY OF SIGNIFICANT ACCOUNTING POLICIES - (Continued)

Expenses/Expenditures - On the accrual basis of accounting, expenses are recognized at the time they are incurred. The entitlement value of donated commodities used during the year is reported in the operating statement as an expense with a like amount reported as donated commodities revenue. Unused donated commodities are reported as intergovernmental revenue.

The measurement focus of governmental fund accounting is on decreases in net financial resources (expenditures) rather than expenses. Expenditures are generally recognized in the accounting period in which the related fund liability is incurred, if measurable. Allocations of cost, such as depreciation and amortization, are not recognized in governmental funds.

E. Budgets

The Center is required by State statute to adopt an annual appropriated cash basis budget for all funds except agency funds. The specific timetable for fiscal year 2014 is as follows:

1. Prior to January 15, the Superintendent and Treasurer submit to the Board of Education a proposed operating budget for the fiscal year commencing the following July 1. The budget includes proposed expenditures and the means of financing for all funds. Public hearings are publicized and conducted to obtain taxpayers' comments. The purpose of this budget document is to reflect the need for existing (or increased) tax rates.
2. By no later than January 20, the Board-adopted budget is filed with the Trumbull County Budget Commission for tax rate determination.
3. Prior to April 1, the Board of Education accepts, by formal resolution, the tax rates as determined by the Budget Commission and receives the Commission's certificate of estimated resources which states the projected revenue of each fund. Prior to July 1, the Center must revise its budget so that total contemplated expenditures from any fund during the ensuing year will not exceed the amount stated in the certificate of estimated resources. The revised budget then serves as a basis for the appropriation measure. On or about July 1, the certificate is amended to include any unencumbered balances from the preceding year as reported by the Center Treasurer. The certificate may be further amended during the year if projected increases or decreases in revenue are identified by the Center Treasurer. The amounts reported as the original and final budgeted revenue amount in the budgetary statement reflect the amounts set forth in the original and final amended certificate of estimated resources issued for fiscal year 2014.
4. By July 1, the Annual Appropriation Resolution is legally enacted by the Board of Education at the fund level of expenditures, which is the legal level of budgetary control. (State statute permits a temporary appropriation to be effective until no later than October 1 of each year). Although the legal level of budgetary control was established at the fund level of expenditures, the Center has elected to present budgetary statement comparisons at the fund and function level of expenditures. Resolution appropriations by fund must be within the estimated resources as certified by the County Budget Commission and the total of expenditures may not exceed the appropriation totals.
5. Any revisions that alter the total of any fund appropriation must be approved by the Board of Education.

**TRUMBULL CAREER AND TECHNICAL CENTER
TRUMBULL COUNTY, OHIO**

NOTES TO THE BASIC FINANCIAL STATEMENTS
FOR THE FISCAL YEAR ENDED JUNE 30, 2014

NOTE 2 - SUMMARY OF SIGNIFICANT ACCOUNTING POLICIES - (Continued)

6. Formal budgetary integration is employed as a management control device during the year for all funds consistent with the general obligation bond indenture and other statutory provisions. All funds completed the year within the amount of their legally authorized cash basis appropriations.
7. Appropriations amounts are as originally adopted, or as amended by the Board of Education through the year by supplemental appropriations which either reallocated, increased or decreased the original appropriated amounts. All supplemental appropriations were legally enacted by the Board during fiscal year 2014. The budget figures, as shown in the accompanying budgetary statement, reflect the original and final appropriation amounts including all amendments and modifications.
8. Unencumbered appropriations lapse at year end. Encumbered appropriations are carried forward to the succeeding fiscal year and need not be reappropriated. Expenditures may not legally exceed budgeted appropriations at the fund level.

As part of formal budgetary control, purchase orders, contracts and other commitments for the expenditure of monies are recorded as the equivalent of expenditures on the non-GAAP budgetary basis in order to reserve that portion of the applicable appropriation and to determine and maintain legal compliance. On fund financial statements, encumbrances outstanding at year end (not already recorded in accounts payable) are reported as a component of assigned fund balance for subsequent-year expenditures for governmental funds.

F. Cash and Investments

To improve cash management, cash received by the Center is pooled. Monies for all funds are maintained in this pool. Individual fund integrity is maintained through the Center's records. Each fund's interest in the pool is presented as "equity in pooled cash and investments" on the financial statements.

During fiscal year 2014, investments were limited to Invesco Short-Term Investment Trust (STIT) mutual funds, no-load money market mutual funds, Federal Home Loan Bank (FHLB) bonds, Federal Home Loan Mortgage Corporation (FHLMC) bonds, Federal National Mortgage Association (FNMA) bonds, Toyota Motor Credit bonds, negotiable certificates of deposit, and investments in the State Treasury Asset Reserve of Ohio (STAR Ohio). Investments are reported at fair value which is based on quoted market prices. Non-participating investment contracts, such as non-negotiable certificates of deposit, are reported at cost.

The Center has invested funds in STAR Ohio during fiscal year 2014. STAR Ohio is an investment pool managed by the State Treasurer's Office, which allows governments within the State to pool their funds for investment purposes. STAR Ohio is not registered with the SEC as an investment company, but does operate in a manner consistent with Rule 2a7 of the Investment Company Act of 1940. Investments in STAR Ohio are valued at STAR Ohio's shares price which is the price the investment could be sold for on June 30, 2014.

Under existing Ohio statutes, interest earnings are allotted to the general fund unless the Board of Education has, by resolution, specified funds to receive an allocation of interest earnings. Interest revenue credited to the general fund during fiscal year 2014 amounted to \$71,941 which includes \$10,883 assigned from other Center funds.

**TRUMBULL CAREER AND TECHNICAL CENTER
TRUMBULL COUNTY, OHIO**

NOTES TO THE BASIC FINANCIAL STATEMENTS
FOR THE FISCAL YEAR ENDED JUNE 30, 2014

NOTE 2 - SUMMARY OF SIGNIFICANT ACCOUNTING POLICIES - (Continued)

For purposes of the statement of cash flows and for presentation on the statement of net position, investments of the cash management pool and investments with original maturities of three months or less at the time they are purchased by the Center are considered to be cash equivalents. Investments with an initial maturity of more than three months are reported as investments.

An analysis of the Center’s investment account at fiscal year-end is provided in Note 4.

G. Inventory

On government-wide and fund financial statements, purchased inventories are presented at the lower of cost or market and donated commodities are presented at their entitlement value. Inventories are recorded on a first-in, first-out basis and are expensed when used. Inventories are accounted for using the consumption method on the fund financial statements and the government-wide statements.

On the fund financial statements, reported material and supplies inventory is equally offset by a nonspendable fund balance in the governmental funds which indicates that it does not constitute available spendable resources even though it is a component of net current assets.

Inventory consists of expendable supplies held for consumption, donated food and purchased food.

H. Capital Assets

General capital assets are those assets not specifically related to activities reported in the proprietary funds. These assets generally result from expenditures in the governmental funds. These assets are reported in the governmental activities column of the government-wide statement of net position, but are not reported in the fund financial statements. Capital assets utilized by enterprise funds are reported both in the business-type activities column of the government-wide statement of net position and in the respective funds.

All capital assets are capitalized at cost (or estimated historical cost) and updated for additions and disposals during the year. Donated capital assets are recorded at their fair market values as of the date received. The Center maintains a capitalization threshold of \$2,000. The Center does not possess any infrastructure. Improvements are capitalized; the costs of normal maintenance and repairs that do not add to the value of the asset or materially extend an asset’s life are not. Interest incurred during the construction of capital assets is also capitalized.

All reported capital assets except land are depreciated. Improvements are depreciated over the remaining useful lives of the related capital assets. Depreciation is computed using the straight-line method over the following useful lives:

<u>Description</u>	<u>Governmental Activities Estimated Lives</u>	<u>Business-Type Activities Estimated Lives</u>
Land improvements	15 - 20 years	N/A
Buildings and improvements	20 - 40 years	N/A
Furniture/equipment	5 - 20 years	5 - 20 years
Vehicles	8 years	N/A

**TRUMBULL CAREER AND TECHNICAL CENTER
TRUMBULL COUNTY, OHIO**

NOTES TO THE BASIC FINANCIAL STATEMENTS
FOR THE FISCAL YEAR ENDED JUNE 30, 2014

NOTE 2 - SUMMARY OF SIGNIFICANT ACCOUNTING POLICIES - (Continued)

I. Interfund Balances

On the fund financial statements, receivables and payables resulting from short-term interfund loans are classified as “interfund loans receivables/payables”. These amounts are eliminated in the governmental and business-type activities columns of the statement of net position, except for the net residual amounts due between governmental and business-type activities, which are presented as internal balances.

J. Compensated Absences

Compensated absences of the Center consist of vacation leave and sick leave to the extent that payments to the employee for these absences are attributable to services already rendered and are not contingent on a specific event that is outside the control of the Center and the employee.

In accordance with the provisions of GASB Statement No. 16, “Accounting for Compensated Absences”, a liability for vacation leave is accrued if a) the employees’ rights to payment are attributable to services already rendered; and b) it is probable that the employer will compensate the employees for the benefits through paid time off or other means, such as cash payment at termination or retirement. An accrual for earned sick leave is made to the extent that it is probable that the benefits will result in termination (severance) payments. A liability for sick leave is accrued using the vesting method; i.e., the liability is based on the sick leave accumulated at the balance sheet date by those employees who are currently eligible to receive termination (severance) payments, as well as those employees expected to become eligible in the future. For purposes of establishing a liability for sick leave on employees expected to become eligible to retire in the future, all employees with at least five years of service were considered expected to become eligible to retire in accordance with GASB Statement No. 16.

The total liability for vacation and sick leave payments has been calculated using pay rates in effect at June 30, 2014 and reduced to the maximum payment allowed by labor contract and/or statute, plus any additional salary related payments.

The entire compensated absence liability is reported on the government-wide financial statements.

For governmental fund financial statements, the current portion of unpaid compensated absences is the amount expected to be paid using expendable available resources. These amounts are recorded in the account “compensated absences payable” in the fund from which the employees who have accumulated unpaid leave are paid. The noncurrent portion of the liability is not reported. In proprietary funds, the entire amount of compensated absences is reported as a fund liability.

K. Prepayments

Certain payments to vendors reflect the costs applicable to future accounting periods and are recorded as prepaid items in both government-wide and fund financial statements. These items are reported as assets on the balance sheet using the consumption method. A current asset for the prepaid amounts is recorded at the time of the purchase and the expenditure/expense is reported in the year in which services are consumed. At fiscal year-end, because prepayments are not available to finance future governmental fund expenditures, the fund balance is nonspendable on the fund financial statements by an amount equal to the carrying value of the asset.

**TRUMBULL CAREER AND TECHNICAL CENTER
TRUMBULL COUNTY, OHIO**

NOTES TO THE BASIC FINANCIAL STATEMENTS
FOR THE FISCAL YEAR ENDED JUNE 30, 2014

NOTE 2 - SUMMARY OF SIGNIFICANT ACCOUNTING POLICIES - (Continued)

L. Accrued Liabilities and Long-Term Obligations

All payables, accrued liabilities and long-term obligations are reported in the government-wide financial statements, and all payables, accrued liabilities and long-term obligations payable from proprietary funds are reported on the proprietary fund financial statements.

In general, governmental fund payables and accrued liabilities that, once incurred, are paid in a timely manner and in full from current financial resources, are reported as obligations of the funds. However, claims and judgments and compensated absences that will be paid from governmental funds are reported as a liability in the fund financial statements only to the extent that they are due for payment during the current year.

M. Fund Balance

Fund balance is divided into five classifications based primarily on the extent to which the Center is bound to observe constraints imposed upon the use of the resources in the governmental funds. The classifications are as follows:

Nonspendable - The nonspendable fund balance classification includes amounts that cannot be spent because they are not in spendable form or legally required to be maintained intact. The “not in spendable form” criterion includes items that are not expected to be converted to cash. It also includes the long-term amount of loans receivable.

Restricted - Fund balance is reported as restricted when constraints are placed on the use of resources that are either externally imposed by creditors (such as through debt covenants), grantors, contributors, or laws or regulations of other governments, or imposed by law through constitutional provisions or enabling legislation.

Committed - The committed fund balance classification includes amounts that can be used only for the specific purposes imposed by a formal action (resolution) of the Center Board of Education (the highest level of decision making authority). Those committed amounts cannot be used for any other purpose unless the Center Board of Education removes or changes the specified use by taking the same type of action (resolution) it employed to previously commit those amounts. Committed fund balance also incorporates contractual obligations to the extent that existing resources in the fund have been specifically committed for use in satisfying those contractual requirements.

Assigned - Amounts in the assigned fund balance classification are intended to be used by the Center for specific purposes but do not meet the criteria to be classified as restricted nor committed. In governmental funds other than the general fund, assigned fund balance represents the remaining amount that is not restricted or committed. In the general fund, assigned amounts represent intended uses established by policies of the Center Board of Education, which includes giving the Treasurer the authority to constrain monies for intended purposes.

Unassigned - Unassigned fund balance is the residual classification for the general fund and includes all spendable amounts not contained in the other classifications. In other governmental funds, the unassigned classification is only used to report a deficit fund balance resulting from overspending for specific purposes for which amounts had been restricted, committed, or assigned.

**TRUMBULL CAREER AND TECHNICAL CENTER
TRUMBULL COUNTY, OHIO**

NOTES TO THE BASIC FINANCIAL STATEMENTS
FOR THE FISCAL YEAR ENDED JUNE 30, 2014

NOTE 2 - SUMMARY OF SIGNIFICANT ACCOUNTING POLICIES - (Continued)

The Center applies restricted resources first when expenditures are incurred for purposes for which restricted and unrestricted (committed, assigned, and unassigned) fund balance is available. Similarly, within unrestricted fund balance, committed amounts are reduced first followed by assigned, and then unassigned amounts when expenditures are incurred for purposes for which amounts in any of the unrestricted fund balance classifications could be used.

N. Net Position

Net position represents the difference between assets and deferred outflows of resources and liabilities and deferred inflows of resources. The net position component "net investment in capital assets," consists of capital assets, net of accumulated depreciation, reduced by the outstanding balances of any borrowing used for the acquisition, construction or improvement of those assets. Deferred outflows of resources and deferred inflows of resources that are attributable to the acquisition, construction or improvement of those assets or related debt also should be included in this component of net position. Net position is reported as restricted when there are limitations imposed on its use either through the enabling legislation adopted by the Center or through external restrictions imposed by creditors, grantors or laws or regulations of other governments.

The Center applies restricted resources first when an expense is incurred for purposes for which both restricted and unrestricted net position is available.

O. Estimates

The preparation of the financial statements in conformity with GAAP requires management to make estimates and assumptions that affect the amounts reported in the financial statements and accompanying notes. Actual results may differ from those estimates.

P. Interfund Activity

Transfers between governmental and business-type activities on the government-wide statements are reported in the same manner as general revenues.

Exchange transactions between funds are reported as revenues in the seller funds and as expenditures/expenses in the purchaser funds. Flows of cash or goods from one fund to another without a requirement for repayment are reported as interfund transfers. Interfund transfers are reported as other financing sources/uses in governmental funds and after nonoperating revenues/expenses in proprietary funds. Repayments from funds responsible for particular expenditures/expenses to the funds that initially paid for them are not presented on the financial statements.

Q. Extraordinary and Special Items

Extraordinary items are transactions or events that are both unusual in nature and infrequent in occurrence. Special items are transactions or events that are within the control of the Board of Education and that are either unusual in nature or infrequent in occurrence. Neither type of transaction occurred during fiscal year 2014.

**TRUMBULL CAREER AND TECHNICAL CENTER
TRUMBULL COUNTY, OHIO**

NOTES TO THE BASIC FINANCIAL STATEMENTS
FOR THE FISCAL YEAR ENDED JUNE 30, 2014

NOTE 3 - ACCOUNTABILITY AND COMPLIANCE

A. Change in Accounting Principles

For fiscal year 2014, the Center has implemented GASB Statement No. 70, "Accounting and Financial Reporting for Nonexchange Financial Guarantees".

GASB Statement No. 70 improves the recognition, measurement, and disclosures for state and local governments that have extended or received financial guarantees that are nonexchange transactions. The implementation of GASB Statement No. 70 did not have an effect on the financial statements of the Center.

B. Deficit Fund Balances/Net Position

Fund balances/net position at June 30, 2014 included the following individual fund deficits:

<u>Nonmajor governmental funds</u>	<u>Deficit</u>
Vocational education enhancement	\$ 392
Straight A	12,055
Adult basic education	1,958
Vocational education	13,305
<u>Enterprise fund</u>	
Adult education	8,873

The general fund is liable for any deficits in these funds and provides transfers when cash is required, not when accruals occur. The deficit fund balances/net position resulted from adjustments for accrued liabilities and the recording of advances as fund liabilities rather than other financing sources.

NOTE 4 - DEPOSITS AND INVESTMENTS

State statutes classify monies held by the Center into three categories.

Active deposits are public deposits necessary to meet current demands on the treasury. Such monies must be maintained either as cash in the Center treasury, in commercial accounts payable or withdrawable on demand, including negotiable order of withdrawal (NOW) accounts, or in money market deposit accounts.

Inactive deposits are public deposits that the Board of Education has identified as not required for use within the current five year period of designation of depositories. Inactive deposits must either be evidenced by certificates of deposit maturing not later than the end of the current period of designation of depositories, or by savings or deposit accounts including, but not limited to, passbook accounts.

Interim deposits are deposits of interim monies. Interim monies are those monies which are not needed for immediate use, but which will be needed before the end of the current period of designation of depositories. Interim deposits must be evidenced by time certificates of deposit maturing not more than one year from the date of deposit or by savings or deposit accounts including passbook accounts.

Interim monies may be deposited or invested in the following securities:

1. United States Treasury Notes, Bills, Bonds, or any other obligation or security issued by the United States Treasury or any other obligation guaranteed as to principal and interest by the United States;

**TRUMBULL CAREER AND TECHNICAL CENTER
TRUMBULL COUNTY, OHIO**

NOTES TO THE BASIC FINANCIAL STATEMENTS
FOR THE FISCAL YEAR ENDED JUNE 30, 2014

NOTE 4 - DEPOSITS AND INVESTMENTS - (Continued)

2. Bonds, notes, debentures, or any other obligations or securities issued by any federal government agency or instrumentality, including, but not limited to, the Federal National Mortgage Association, Federal Home Loan Bank, Federal Farm Credit Bank, Federal Home Loan Mortgage Corporation, Government National Mortgage Association, and Student Loan Marketing Association. All federal agency securities shall be direct issuances of federal government agencies or instrumentalities;
3. Written repurchase agreements in the securities listed above provided that the market value of the securities subject to the repurchase agreement must exceed the principal value of the agreement by at least two percent and be marked to market daily, and that the term of the agreement must not exceed thirty days;
4. Bonds and other obligations of the State of Ohio;
5. No-load money market mutual funds consisting exclusively of obligations described in items (1) and (2) above and repurchase agreements secured by such obligations, provided that investments in securities described in this division are made only through eligible institutions;
6. The State Treasurer's investment pool (STAR Ohio);
7. Certain banker's acceptance and commercial paper notes for a period not to exceed one hundred eighty days from the purchase date in an amount not to exceed twenty-five percent of the interim monies available for investment at any one time; and,
8. Under limited circumstances, corporate debt interests rated in either of the two highest classifications by at least two nationally recognized rating agencies.

Protection of the Center's deposits is provided by the Federal Deposit Insurance Corporation (FDIC), by eligible securities pledged by the financial institution as security for repayment, by surety company bonds deposited with the Treasurer by the financial institution or by a single collateral pool established by the financial institution to secure the repayment of all public monies deposited with the institution.

Investments in stripped principal or interest obligations, reverse repurchase agreements and derivatives are prohibited. The issuance of taxable notes for the purpose of arbitrage, the use of leverage and short selling are also prohibited. An investment must mature within five years from the date of purchase unless matched to a specific obligation or debt of the Center and must be purchased with the expectation that it will be held to maturity. Investments may only be made through specified dealers and institutions. Payment for investments may be made only upon delivery of the securities representing the investments to the Treasurer or, if the securities are not represented by a certificate, upon receipt of confirmation of transfer from the custodian.

A. Cash on Hand

At fiscal year end, the Center had \$500 in undeposited cash on hand which is included on the financial statements of the Center as part of "equity in pooled cash and investments".

**TRUMBULL CAREER AND TECHNICAL CENTER
TRUMBULL COUNTY, OHIO**

NOTES TO THE BASIC FINANCIAL STATEMENTS
FOR THE FISCAL YEAR ENDED JUNE 30, 2014

NOTE 4 - DEPOSITS AND INVESTMENTS - (Continued)

B. Deposits with Financial Institutions

At June 30, 2014, the carrying amount of all the Center's deposits was \$2,359,345. Based on the criteria described in GASB Statement No. 40, "Deposits and Investment Risk Disclosures", as of June 30, 2014, \$531,311 of the Center's bank balance of \$2,550,066 was exposed to custodial risk as discussed below, while \$2,018,755 was covered by the FDIC.

Custodial credit risk is the risk that, in the event of bank failure, the Center's deposits may not be returned. All deposits are collateralized with eligible securities in amounts equal to at least 105% of the carrying value of the deposits. Such collateral, as permitted by the Ohio Revised Code, is held in single financial institution collateral pools at Federal Reserve Banks, or at member banks of the federal reserve system, in the name of the respective depository bank and pledged as a pool of collateral against all of the public deposits it holds or as specific collateral held at the Federal Reserve Bank in the name of the Center. The Center has no deposit policy for custodial credit risk beyond the requirements of State statute. Although the securities were held by the pledging institutions' trust department and all statutory requirements for the deposit of money had been followed, noncompliance with federal requirements could potentially subject the Center to a successful claim by the FDIC.

C. Investments

As of June 30, 2014, the Center had the following investments and maturities:

<u>Investment type</u>	<u>Fair Value</u>	<u>Investment Maturities</u>				
		<u>6 months or less</u>	<u>7 to 12 months</u>	<u>13 to 18 months</u>	<u>19 to 24 months</u>	<u>Greater than 24 months</u>
FNMA	\$ 1,020,358	\$ -	\$ -	\$ -	\$ 300,003	\$ 720,355
FHLMC	125,270	-	-	-	-	125,270
FHLB	104,707	-	-	-	104,707	-
Toyota Motor Credit bonds	139,985	139,985	-	-	-	-
Negotiable CD's	5,229,265	1,041,169	1,545,279	645,133	528,785	1,468,899
STAR Ohio	10,013	10,013	-	-	-	-
INVESCO STIT mutual funds	4,482	4,482	-	-	-	-
U.S. Government money market	1,723	1,723	-	-	-	-
Total	<u>\$ 6,635,803</u>	<u>\$ 1,197,372</u>	<u>\$ 1,545,279</u>	<u>\$ 645,133</u>	<u>\$ 933,495</u>	<u>\$ 2,314,524</u>

Interest Rate Risk: As a means of limiting its exposure to fair value losses arising from rising interest rates and according to State law, the Center's investment policy limits investment portfolio maturities to five years or less.

Credit Risk: The Center's investments, except for STAR Ohio and the U.S. Government money market, were rated AA+ and Aaa by Standard & Poor's and Moody's Investor Services, respectively. The Toyota Motor Credit bonds were rated AA- and Aa3 by Standard & Poor's and Moody's Investor Services, respectively. Standard & Poor's has assigned STAR Ohio and the U.S. Government money market an AAAM money market rating. Ohio law requires that STAR Ohio maintain the highest rating provided by at least one nationally recognized rating service. The Center has no policy that addresses credit risk.

**TRUMBULL CAREER AND TECHNICAL CENTER
TRUMBULL COUNTY, OHIO**

NOTES TO THE BASIC FINANCIAL STATEMENTS
FOR THE FISCAL YEAR ENDED JUNE 30, 2014

NOTE 4 - DEPOSITS AND INVESTMENTS - (Continued)

Custodial Credit Risk: For an investment, custodial credit risk is the risk that, in the event of the failure of the counterparty, the Center will not be able to recover the value of its investments or collateral securities that are in the possession of an outside party. The federal agency securities are exposed to custodial credit risk in that they are uninsured, unregistered and held by the counterparty's trust department or agent but not in the Center's name. The Center has no investment policy dealing with investment custodial risk beyond the requirement in State statute that prohibits payment for investments prior to the delivery of the securities representing such investments to the Treasurer or qualified trustee.

Concentration of Credit Risk: The Center places no limit on the amount that may be invested in any one issuer. The following table includes the percentage of each investment type held by the Center at June 30, 2014:

<u>Investment type</u>	<u>Fair Value</u>	<u>% of Total</u>
FNMA	\$ 1,020,358	15.38
FHLMC	125,270	1.89
FHLB	104,707	1.58
Toyota Motor Credit bonds	139,985	2.11
Negotiable CD's	5,229,265	78.80
STAR Ohio	10,013	0.15
INVESCO STIT mutual funds	4,482	0.07
U.S. Government money market	<u>1,723</u>	<u>0.02</u>
 Total	 <u>\$ 6,635,803</u>	 <u>100.00</u>

D. Reconciliation of Cash and Investments to the Statement of Net Position

The following is a reconciliation of cash and investments as reported in the note above to cash and investments as reported on the statement of net position as of June 30, 2014:

<u>Cash and investments per note</u>	
Carrying amount of deposits	\$ 2,359,345
Investments	6,635,803
Cash on hand	<u>500</u>
 Total	 <u>\$ 8,995,648</u>

<u>Cash and investments per statement of net position</u>	
Governmental activities	\$ 8,858,774
Business type activities	16,386
Private-purpose trust fund	27,766
Agency funds	<u>92,722</u>
 Total	 <u>\$ 8,995,648</u>

**TRUMBULL CAREER AND TECHNICAL CENTER
TRUMBULL COUNTY, OHIO**

NOTES TO THE BASIC FINANCIAL STATEMENTS
FOR THE FISCAL YEAR ENDED JUNE 30, 2014

NOTE 5 - INTERFUND TRANSACTIONS

- A.** Interfund transfers for the year ended June 30, 2014, consisted of the following, as reported on the fund statements:

	<u>Amount</u>
<u>Transfers from general fund to:</u>	
Nonmajor governmental funds	\$ 202,118
Adult education	264,430
Total transfers in/out	<u>\$ 466,548</u>

Transfers are used to move revenues from the fund that statute or budget required to collect them to the fund that statute or budget requires to expend them and to use unrestricted revenues collected in the general fund to finance various programs accounted for in other funds in accordance with budgetary authorizations. Transfers between governmental funds are eliminated on the government-wide financials. Transfers between governmental funds and the enterprise fund are reported as transfers in the government-wide statements.

All transfers made during the fiscal year 2014 were made in accordance with Ohio Revised Code Sections 5705.14, 5705.15 and 5705.16.

- B.** Interfund loans receivable/payable at June 30, 2014 as reported on the fund statements, consisted of the following:

<u>Receivable fund</u>	<u>Payable fund</u>	<u>Amount</u>
General fund	Nonmajor governmental funds	<u>\$ 21,352</u>

The primary purpose of the advances is to cover costs in specific funds where revenues were not received by June 30, 2014. These advances will be repaid once anticipated revenues are received. All advances are expected to be repaid within one year.

Interfund loans between governmental funds are eliminated on the government-wide financial statements.

- C.** Due to/from other funds consisted of the following at June 30, 2014, as reported on the fund statement:

<u>Receivable fund</u>	<u>Payable fund</u>	<u>Amount</u>
General fund	Nonmajor governmental funds	\$ 3,987
General fund	Adult education fund	3,812
Total due to/from other funds		<u>\$ 7,799</u>

The primary purpose of the amount due to the general fund from the nonmajor governmental funds and the adult education fund are the amounts due for the accumulation of worker's compensation by June 30. All balances are expected to be repaid within one year.

**TRUMBULL CAREER AND TECHNICAL CENTER
TRUMBULL COUNTY, OHIO**

**NOTES TO THE BASIC FINANCIAL STATEMENTS
FOR THE FISCAL YEAR ENDED JUNE 30, 2014**

NOTE 5 - INTERFUND TRANSACTIONS - (Continued)

Amounts due to/from between governmental funds are eliminated on the government-wide statements. Amounts due to/from between governmental funds and the enterprise funds are reported as a component of "internal balances" on the government-wide statements.

NOTE 6 - PROPERTY TAXES

Property taxes are levied and assessed on a calendar year basis while the District fiscal year runs from July through June. First half tax collections are received by the District in the second half of the fiscal year. Second half tax distributions occur in the first half of the following fiscal year.

Property taxes include amounts levied against all real property and public utility property. Real property tax revenues received in calendar year 2014 represent the collection of calendar year 2013 taxes. Real property taxes received in calendar year 2014 were levied after April 1, 2013, on the assessed values as of January 1, 2013, the lien date. Assessed values for real property taxes are established by State statute at 35 percent of appraised market value. Real property taxes are payable annually or semiannually. If paid annually, payment is due December 31; if paid semiannually, the first payment is due December 31, with the remainder payable by June 20. Under certain circumstances, State statute permits alternate payment dates to be established. Public utility property tax revenues received in calendar year 2014 represent the collection of calendar year 2013 taxes. Public utility real and personal property taxes received in calendar year 2014 became a lien on December 31, 2012, were levied after April 1, 2013, and are collected with real property taxes. Public utility real property is assessed at 35 percent of true value; public utility tangible personal property is currently assessed at varying percentages of true value.

The District receives property taxes from Trumbull County. The County Auditor periodically advances to the District its portion of the taxes collected. Second-half real property tax payments collected by the County by June 30, 2014, are available to finance fiscal year 2014 operations. The amount available as an advance at June 30, 2014 was \$38,319 in the general fund. This amount is recorded as revenue. The amount available for advance at June 30, 2013 was \$56,925 in the general fund. The amount of second-half real property taxes available for advance at fiscal year-end can vary based on the date the tax bills are sent.

Accrued property taxes receivable includes real property, public utility property and delinquent tangible personal property taxes which are measurable as of June 30, 2014 and for which there is an enforceable legal claim. Although total property tax collections for the next fiscal year are measurable, only the amount of real property taxes available as an advance at June 30 was levied to finance current fiscal year operations and is reported as revenue at fiscal year end. The portion of the receivable not levied to finance current fiscal year operations is offset by a credit to deferred inflows.

On the accrual basis of accounting, collectible delinquent property taxes have been recorded as a receivable and revenue, while on a modified accrual basis of accounting the revenue has been reported as a deferred inflow.

**TRUMBULL CAREER AND TECHNICAL CENTER
TRUMBULL COUNTY, OHIO**

NOTES TO THE BASIC FINANCIAL STATEMENTS
FOR THE FISCAL YEAR ENDED JUNE 30, 2014

NOTE 6 - PROPERTY TAXES - (Continued)

The assessed values upon which the fiscal year 2014 taxes were collected are:

	2013 Second Half Collections		2014 First Half Collections	
	<u>Amount</u>	<u>Percent</u>	<u>Amount</u>	<u>Percent</u>
Agricultural/residential and other real estate	\$ 2,598,818,980	95.77	\$ 2,594,087,270	95.72
Public utility personal	<u>114,860,020</u>	<u>4.23</u>	<u>115,895,940</u>	<u>4.28</u>
Total	<u>\$ 2,713,679,000</u>	<u>100.00</u>	<u>\$ 2,709,983,210</u>	<u>100.00</u>
Tax rate per \$1,000 of assessed valuation	\$2.40		\$2.40	

NOTE 7 - RECEIVABLES

Receivables at June 30, 2014 consisted of taxes, accounts (billings for user charged services and student fees), accrued interest and intergovernmental grants and entitlements. All receivables are considered collectible in full due to the ability to foreclose for the nonpayment of taxes, the stable condition of State programs and the current year guarantee of federal funds. A summary of the principal items of receivables reported on the statement of net position follows:

Governmental activities:

Taxes - current and delinquent	\$ 6,631,722
Accounts	8,148
Intergovernmental	135,829
Accrued interest	<u>14,398</u>
Total governmental receivables	<u>\$ 6,790,097</u>

Business-type activities:

Accounts	\$ 11,853
Intergovernmental	<u>5,995</u>
Total business-type receivables	<u>\$ 17,848</u>

Receivables have been disaggregated on the face of the basic financial statements. All receivables are expected to be collected within the subsequent year.

**TRUMBULL CAREER AND TECHNICAL CENTER
TRUMBULL COUNTY, OHIO**

NOTES TO THE BASIC FINANCIAL STATEMENTS
FOR THE FISCAL YEAR ENDED JUNE 30, 2014

NOTE 8 - CAPITAL ASSETS

A. Governmental activities capital asset activity for the fiscal year ended June 30, 2014, was as follows:

	Balance <u>June 30, 2013</u>	<u>Additions</u>	<u>Disposals</u>	Balance <u>June 30, 2014</u>
Governmental activities:				
<i>Capital assets, not being depreciated:</i>				
Land	\$ 432,770	\$ -	\$ -	\$ 432,770
Total capital assets, not being depreciated	<u>432,770</u>	<u>-</u>	<u>-</u>	<u>432,770</u>
<i>Capital assets, being depreciated:</i>				
Land improvements	642,348	-	-	642,348
Buildings and improvements	20,574,856	380,000	-	20,954,856
Furniture and equipment	3,331,635	174,710	(135,747)	3,370,598
Vehicles	409,891	14,601	-	424,492
Total capital assets, being depreciated	<u>24,958,730</u>	<u>569,311</u>	<u>(135,747)</u>	<u>25,392,294</u>
<i>Less: accumulated depreciation</i>				
Land improvements	(618,749)	(2,390)	-	(621,139)
Buildings and improvements	(13,560,654)	(238,187)	-	(13,798,841)
Furniture and equipment	(2,379,230)	(156,006)	49,570	(2,485,666)
Vehicles	(276,128)	(21,560)	-	(297,688)
Total accumulated depreciation	<u>(16,834,761)</u>	<u>(418,143)</u>	<u>49,570</u>	<u>(17,203,334)</u>
Governmental activities capital assets, net	<u>\$ 8,556,739</u>	<u>\$ 151,168</u>	<u>\$ (86,177)</u>	<u>\$ 8,621,730</u>

Depreciation expense was charged to governmental functions as follows:

Instruction:	
Regular	\$ 25,155
Special	1,079
Vocational	189,401
Adult education	158,345
Support services:	
Pupil	2,061
Instructional staff	576
Board of education	684
Administration	5,544
Fiscal	643
Operations and maintenance	5,019
Pupil transportation	25,590
Food service operations	<u>4,046</u>
Total depreciation expense	<u>\$ 418,143</u>

**TRUMBULL CAREER AND TECHNICAL CENTER
TRUMBULL COUNTY, OHIO**

NOTES TO THE BASIC FINANCIAL STATEMENTS
FOR THE FISCAL YEAR ENDED JUNE 30, 2014

NOTE 8 - CAPITAL ASSETS - (Continued)

B. Business-type activities capital asset activity for the fiscal year ended June 30, 2014, was as follows:

	<u>Balance</u>	<u>Additions</u>	<u>Disposals</u>	<u>Balance</u>
	<u>June 30, 2013</u>			<u>June 30, 2014</u>
Business-type activities				
<i>Capital assets, being depreciated:</i>				
Furniture, fixtures & equipment	\$ 246,581	\$ 6,494	\$ -	\$ 253,075
<i>Less: accumulated depreciation</i>				
Furniture, fixtures & equipment	<u>(155,779)</u>	<u>(15,069)</u>	<u>-</u>	<u>(170,848)</u>
Business-type activities capital assets, net	<u>\$ 90,802</u>	<u>\$ (8,575)</u>	<u>\$ -</u>	<u>\$ 82,227</u>

NOTE 9 - CAPITALIZED LEASE - LESSEE DISCLOSURE

In the current fiscal year, the District entered into a capitalized lease for Apple iPads. This lease agreement meets the criteria of a capital lease, which defines a capital lease generally as one which transfers benefits and risks of ownership to the lessee. Capital lease payments have been reclassified and are reflected as debt service expenditures in the financial statements for the governmental funds. These expenditures are reported as function expenditures on the budgetary statements. Principal payments in fiscal year 2014 totaled \$143,974 paid by the general fund.

Computer equipment in the amount of \$421,758 has not been capitalized since the assets do not meet the Center's capitalization threshold. A liability of \$277,784 at June 30, 2014 has been recorded in the government-wide financial statements.

The following is a schedule of the future long-term minimum lease payments required under the capital lease and the present value of the future minimum lease payments as of June 30, 2014:

<u>Fiscal Year Ending June 30,</u>	<u>Amount</u>
2015	\$ 145,175
2016	<u>145,174</u>
Total minimum lease payments	290,349
Less: amount representing interest	<u>(12,565)</u>
Total	<u>\$ 277,784</u>

**TRUMBULL CAREER AND TECHNICAL CENTER
TRUMBULL COUNTY, OHIO**

NOTES TO THE BASIC FINANCIAL STATEMENTS
FOR THE FISCAL YEAR ENDED JUNE 30, 2014

NOTE 10 - LONG-TERM OBLIGATIONS

A. During the fiscal year 2014, the following changes occurred in long-term obligations:

	Balance			Balance	Amounts
	June 30, 2013	Additions	Reductions	June 30, 2014	Due in
					One Year
Governmental activities:					
Compensated absences payable	\$ 1,784,441	\$ 326,293	\$ (377,364)	\$ 1,733,370	\$ 325,199
Capital lease obligations	-	421,758	(143,974)	277,784	136,839
OASBO lease-purchase	<u>5,249,000</u>	<u>-</u>	<u>(180,000)</u>	<u>5,069,000</u>	<u>188,000</u>
Total governmental activities long-term liabilities	<u>\$ 7,033,441</u>	<u>\$ 748,051</u>	<u>\$ (701,338)</u>	<u>\$ 7,080,154</u>	<u>\$ 650,038</u>
Business-type activities:					
Compensated absences	<u>\$ 107,208</u>	<u>\$ 30,845</u>	<u>\$ (35,023)</u>	<u>\$ 103,030</u>	<u>\$ 30,837</u>
Total business-type activities long-term liabilities	<u>\$ 107,208</u>	<u>\$ 30,845</u>	<u>\$ (35,023)</u>	<u>\$ 103,030</u>	<u>\$ 30,837</u>

Compensated absences: Compensated absences of the governmental activities will be paid from the general fund. Compensated absences of the business-type activities will be paid from the adult education fund.

Capital lease obligations: See Note 9 for details on the Center's capital lease obligations.

OASBO Lease-Purchase Agreement: During fiscal year 2006, the Center entered into a lease-purchase agreement with the Ohio Association of School Business Officials' (OASBO) Expanded Asset Pooled Financing Program to finance the cost of the construction of an addition to the career center. US Bank has been designated as trustee for the agreement. The source of revenue to fund principal and interest payments is general operating revenue of the Center. The annual payments will be payable from the general fund. At June 30, 2014, the Center had outstanding borrowings of \$5,069,000.

**TRUMBULL CAREER AND TECHNICAL CENTER
TRUMBULL COUNTY, OHIO**

NOTES TO THE BASIC FINANCIAL STATEMENTS
FOR THE FISCAL YEAR ENDED JUNE 30, 2014

NOTE 10 - LONG-TERM OBLIGATIONS - (Continued)

The following is a schedule of future payments required under the OASBO lease-purchase agreement:

Fiscal Year Ending June 30	Principal	Interest	Total
2015	\$ 188,000	\$ 247,621	\$ 435,621
2016	197,000	238,437	435,437
2017	206,000	228,814	434,814
2018	215,000	218,750	433,750
2019	225,000	208,247	433,247
2020 - 2024	1,286,000	866,108	2,152,108
2025 - 2029	1,604,000	522,451	2,126,451
2030 - 2032	1,148,000	113,821	1,261,821
Total	<u>\$ 5,069,000</u>	<u>\$ 2,644,249</u>	<u>\$ 7,713,249</u>

B. Legal Debt Margin

The Ohio Revised Code provides that voted net general obligation debt of the Center shall never exceed 9% of the total assessed valuation of the Center. The code further provides that unvoted indebtedness shall not exceed 1/10 of 1% of the property valuation of the Center. The code additionally states that unvoted indebtedness related to energy conservation debt shall not exceed 9/10 of 1% of the property valuation of the Center. The assessed valuation used in determining the Center's legal debt margin has been modified by House Bill 530 which became effective March 30, 2006. In accordance with House Bill 530, the assessed valuation used in the Center's legal debt margin calculation excluded tangible personal property used in business, telephone or telegraph property, interexchange telecommunications company property, and personal property owned or leased by a railroad company and used in railroad operations. The effects of these debt limitations at June 30, 2014, are a voted debt margin of \$243,898,489 and an unvoted debt margin of \$2,709,983.

NOTE 11 - EMPLOYEE BENEFITS

A. Compensated Absences

Sick Leave:

Each employee is entitled to fifteen days sick leave with pay each year under contract and accrues sick leave at the rate of one and one-fourth days for each calendar month under contract. Sick leave may be accumulated to a maximum based upon negotiated agreements. Sick leave pay is based upon the per diem rate paid the employee at the time of the employee's retirement from the Center. An employee with five or more years of service in the Center who elects to retire from active service shall receive 1/3 of the value of his/her accrued and unused sick leave to a maximum of sixty-five days. In addition, employees with thirteen or more years of service in the Center shall receive an added sum equal to 1/8 of the accrued and unused sick leave in excess of sixty-five days (1/3 of 195 days).

**TRUMBULL CAREER AND TECHNICAL CENTER
TRUMBULL COUNTY, OHIO**

NOTES TO THE BASIC FINANCIAL STATEMENTS
FOR THE FISCAL YEAR ENDED JUNE 30, 2014

NOTE 11 - EMPLOYEE BENEFITS - (Continued)

Vacation Leave:

Classified employees earn ten to twenty days of vacation per year, depending upon length of service. Unused vacation shall be cumulative to a maximum of forty days. Each full time administrator who is required to work twelve months per year is entitled, after service of one calendar year, to twenty working days per year of vacation leave. The Treasurer and Superintendent can carryover fifty and sixty days, respectively.

B. Early Retirement Incentive

The Center provides an early retirement incentive plan for employees who are eligible for retirement under State Teachers Retirement System of Ohio (STRS Ohio) and School Employee Retirement System (SERS) guidelines and retire effective at the end of the fiscal year 2013 school year. STRS Ohio employees who enroll in the early retirement incentive plan will receive an \$18,000 payment in addition to their severance payment. SERS employees who enroll in the early retirement incentive plan will receive a \$9,000 payment in addition to their severance payment. Three employees were owed an early retirement incentive payment at June 30, 2014.

C. Life Insurance

The Center provides life insurance and accidental death and dismemberment insurance to its employees. Coverage is \$50,000 for all certified, classified and administrative staff; the level of coverage for the Superintendent and Treasurer is \$200,000 each.

NOTE 12 - RISK MANAGEMENT

A. Comprehensive

The Center is exposed to various risks of loss related to torts; theft of, damage to and destruction of assets; errors and omissions; injuries to employees and natural disasters. The Center has addressed these various types of risk by purchasing a comprehensive insurance policy through commercial carriers.

General liability insurance is maintained in the amount of \$2,000,000 of each occurrence and \$5,000,000 in the aggregate. In addition, the Center maintains a \$1,000,000 umbrella liability policy.

The Center maintains replacement cost insurance on buildings and contents in the amount \$59,254,410. The Center maintains fleet insurance in the amount of \$2,000,000 for any one accident or loss.

Settled claims have not exceeded this commercial coverage in any of the past three years. There has been no significant reduction in coverage from the prior year.

**TRUMBULL CAREER AND TECHNICAL CENTER
TRUMBULL COUNTY, OHIO**

NOTES TO THE BASIC FINANCIAL STATEMENTS
FOR THE FISCAL YEAR ENDED JUNE 30, 2014

NOTE 12 - RISK MANAGEMENT - (Continued)

B. Employee Health and Dental Insurance

The Center has elected to provide employee medical/surgical benefits through a consortium of school districts known as the Trumbull County Schools Employee Insurance Benefit Consortium Association (Note 2.A.). The Consortium purchases stop loss coverage of \$125,000 through the General American Life Insurance Company and the pool covers the excess. A third party administrator, Medical Mutual, through its agent, Watson, Wyatt Worldwide located in Cleveland, Ohio, reviews and pays claims for the Consortium. The Center pays premiums to the Consortium based upon board policy and the negotiated agreements; the premium is paid by the fund that pays the salary of the employee.

Dental coverage is provided by Coresource and prescription drug coverage is provided through Medical Mutual. Premiums for coverage are on a composite basis. The Center also offers a health maintenance plan to its employees through Medical Mutual.

During fiscal year 2006, the Center established an Employee Benefits Self-Insurance Fund (an internal service fund) to account for and finance its self-insurance vision program administered by MedBen. Under this program, the Employee Benefits Self-Insurance Fund provides coverage for up to a maximum of \$2,500 for each individual covered. The Center purchases commercial insurance for claims in excess of coverage provided by the fund and for all other risks of loss. All funds of the Center participate in the program and make payments to the Risk Management Fund based on actuarial estimates of the amounts needed to pay claims and actual amounts needed to pay fixed costs (premiums for stop-loss coverage and medical conversion and administrative fees and services).

The claims liability of \$616 reported in the basic financial statements at June 30, 2014, is based on an estimate provided by the third party administrator and the requirements of GASB Statement No. 10, "Accounting and Financial Reporting for Risk Financing and Related Insurance Issues", as amended by GASB Statement No. 30, "Risk Financing Omnibus", which requires that a liability for unpaid claims costs, including estimates of costs relating to incurred, but not reported claims, be accrued at the estimated ultimate cost of settling the claim. Claims activity for the current year is as follows:

<u>Fiscal Year</u>	<u>Beginning Balance</u>	<u>Current Year Claims</u>	<u>Claims Payments</u>	<u>Ending Balance</u>
2014	\$ 599	\$ 37,177	\$ (37,160)	\$ 616
2013	1,148	34,659	(35,208)	599

C. Workers' Compensation Plan

The Center participates in the Ohio Association of School Business Officials Workers' Compensation Group Rating Plan (GRP), a public entity risk pool (Note 2.A.). The intent of the GRP is to achieve the benefit of a reduced premium for the Center by virtue of its grouping and representation with other participants in the GRP. Participants of the GRP are placed in tiers according to their loss history. Participants with low loss histories are rewarded with greater savings than participants with higher loss histories. Each participant pays its workers' compensation premium to the State based on the rate for its GRP tier rather than its individual rate. Participation in the GRP is limited to school districts that can meet the GRP's selection criteria. Sheakley Uniservice, Inc. provides administrative, cost control and actuarial services to the GRP.

**TRUMBULL CAREER AND TECHNICAL CENTER
TRUMBULL COUNTY, OHIO**

NOTES TO THE BASIC FINANCIAL STATEMENTS
FOR THE FISCAL YEAR ENDED JUNE 30, 2014

NOTE 13 - PENSION PLANS

A. School Employees Retirement System

Plan Description - The Center contributes to the School Employees Retirement System (SERS), a cost-sharing, multiple-employer defined benefit pension plan. SERS provides retirement, disability, survivor benefits, annual cost-of-living adjustments, and death benefits to plan members and beneficiaries. Authority to establish and amend benefits is provided by Chapter 3309 of the Ohio Revised Code. SERS issues a publicly available, stand-alone financial report that includes financial statements and required supplementary information. That report may be obtained by writing to the School Employees Retirement System, 300 East Broad Street, Suite 100, Columbus, Ohio 43215-3746. It is also posted on the SERS' Ohio website, www.ohsers.org, under "*Employers/Audit Resources*".

Funding Policy - Plan members are required to contribute 10 percent of their annual covered salary and the Center is required to contribute at an actuarially determined rate. The current Center rate is 14 percent of annual covered payroll. A portion of the Center's contribution is used to fund pension obligations with the remainder being used to fund health care benefits. For fiscal year 2014, 13.05 percent and 0.05 percent of annual covered salary was the portion used to fund pension obligations and death benefits, respectively. The contribution requirements of plan members and employers are established and may be amended by the SERS' Retirement Board up to a statutory maximum amount of 14 percent for plan members and 14 percent for employers. Chapter 3309 of the Ohio Revised Code provides statutory authority for member and employer contributions. The Center's required contributions for pension obligations and death benefits to SERS for the fiscal years ended June 30, 2014, 2013 and 2012 were \$252,467, \$255,625 and \$239,479, respectively; 100 percent has been contributed for fiscal years 2014, 2013 and 2012.

B. State Teachers Retirement System of Ohio

Plan Description - The Center participates in the State Teachers Retirement System of Ohio (STRS Ohio), a cost-sharing, multiple-employer public employee retirement plan. STRS Ohio provides retirement and disability benefits to members and death and survivor benefits to beneficiaries. STRS Ohio issues a stand-alone financial report that may be obtained by writing to STRS Ohio, 275 E. Broad St., Columbus, OH 43215-3771, by calling (888) 227-7877, or by visiting the STRS Ohio website at www.strsoh.org, under "*Publications*".

New members have a choice of three retirement plans, a Defined Benefit (DB) Plan, a Defined Contribution (DC) Plan and a Combined Plan. The DB plan offers an annual retirement allowance based on final average salary times a percentage that varies based on years of service, or an allowance based on a member's lifetime contributions and earned interest matched by STRS Ohio funds divided by an actuarially determined annuity factor. The DC Plan allows members to place all their member contributions and employer contributions equal to 10.5 percent of earned compensation into an investment account. Investment decisions are made by the member. A member is eligible to receive a retirement benefit at age 50 and termination of employment. The member may elect to receive a lifetime monthly annuity or a lump sum withdrawal. The Combined Plan offers features of both the DC Plan and the DB Plan. In the Combined Plan, member contributions are invested by the member, and employer contributions are used to fund the defined benefit payment at a reduced level from the regular DB Plan. The DB portion of the Combined Plan payment is payable to a member on or after age 60; the DC portion of the account may be taken as a lump sum or converted to a lifetime monthly annuity at age 50. Benefits are established by Chapter 3307 of the Ohio Revised Code.

**TRUMBULL CAREER AND TECHNICAL CENTER
TRUMBULL COUNTY, OHIO**

**NOTES TO THE BASIC FINANCIAL STATEMENTS
FOR THE FISCAL YEAR ENDED JUNE 30, 2014**

NOTE 13 - PENSION PLANS - (Continued)

A DB or Combined Plan member with five or more years credited service who becomes disabled may qualify for a disability benefit. Eligible spouses and dependents of these active members who die before retirement may qualify for survivor benefits. Members in the DC Plan who become disabled are entitled only to their account balance. If a member of the DC Plan dies before retirement benefits begin, the member's designated beneficiary is entitled to receive the member's account balance.

Funding Policy - For fiscal year 2014, plan members were required to contribute 11 percent of their annual covered salaries. The Center was required to contribute 14 percent; 13 percent was the portion used to fund pension obligations. Contribution rates are established by the State Teachers Retirement Board, upon recommendations of its consulting actuary, not to exceed statutory maximum rates of 14 percent for members and 14 percent for employers. Chapter 3307 of the Ohio Revised Code provides statutory authority for member and employer contributions.

The Center's required contributions for pension obligations to STRS Ohio for the fiscal years ended June 30, 2014, 2013 and 2012 were \$979,765, \$1,021,630 and \$1,007,684, respectively; 100 percent has been contributed for fiscal years 2014, 2013 and 2012. Contributions to the DC and Combined Plans for fiscal year 2014 were \$34,673 made by the Center and \$27,243 made by the plan members.

C. Social Security System

Effective July 1, 1991, all employees not otherwise covered by the SERS/STRS Ohio have an option to choose Social Security or the SERS/STRS Ohio. As of June 30, 2014 certain members of the Board of Education have elected Social Security. The Center's liability is 6.2 percent of wages paid.

NOTE 14 - POSTEMPLOYMENT BENEFITS

A. School Employees Retirement System

Plan Description - The Center participates in two cost-sharing, multiple employer postemployment benefit plans administered by the School Employees Retirement System (SERS) for non-certificated retirees and their beneficiaries, a Health Care Plan and a Medicare Part B Plan. The Health Care Plan includes hospitalization and physicians' fees through several types of plans including HMO's, PPO's, Medicare Advantage, and traditional indemnity plans. A prescription drug program is also available to those who elect health coverage. SERS employs two third-party administrators and a pharmacy benefit manager to manage the self-insurance and prescription drug plans, respectively. The Medicare Part B Plan reimburses Medicare Part B premiums paid by eligible retirees and beneficiaries as set forth in Section 3309.69 of the Ohio Revised Code. Qualified benefit recipients who pay Medicare Part B premiums may apply for and receive a monthly reimbursement from SERS. The reimbursement amount is limited by statute to the lesser of the January 1, 1999 Medicare Part B premium or the current premium. The Medicare Part B monthly premium for calendar year 2014 was \$104.90 for most participants, but could be as high as \$335.70 per month depending on their income and the SERS' reimbursement to retirees was \$45.50. Benefit provisions and the obligations to contribute are established by the System based on authority granted by State statute. The financial reports of both Plans are included in the SERS Comprehensive Annual Financial Report which is available by contacting SERS at 300 East Broad St., Suite 100, Columbus, Ohio 43215-3746. It is also posted on the SERS' Ohio website, www.ohsers.org, under "Employers/Audit Resources".

**TRUMBULL CAREER AND TECHNICAL CENTER
TRUMBULL COUNTY, OHIO**

NOTES TO THE BASIC FINANCIAL STATEMENTS
FOR THE FISCAL YEAR ENDED JUNE 30, 2014

NOTE 14 - POSTEMPLOYMENT BENEFITS - (Continued)

Funding Policy - State statute permits SERS to fund the health care benefits through employer contributions. Each year, after the allocation for statutorily required benefits, the Retirement Board allocates the remainder of the employer contribution of 14 percent of covered payroll to the Health Care Fund. The Health Care Fund was established and is administered in accordance with Internal Revenue Code Section 105(e). For 2014, 0.14 percent of covered payroll was allocated to health care. An additional health care surcharge on employers is collected for employees earning less than an actuarially determined minimum compensation amount, pro-rated according to service credit earned. Statutes provide that no employer shall pay a health care surcharge greater than 2.0 percent of that employer's SERS-covered payroll; nor may SERS collect in aggregate more than 1.5 percent of the statewide SERS-covered payroll for the health care surcharge. For fiscal year 2014, the actuarially determined amount was \$20,250.

Active members do not contribute to the postemployment benefit plans. The Retirement Board establishes the rules for the premiums paid by the retirees for health care coverage for themselves and their dependents or for their surviving beneficiaries. Premiums vary depending on the plan selected, qualified years of service, Medicare eligibility and retirement status.

The Center's contributions for health care (including surcharge) for the fiscal years ended June 30, 2014, 2013 and 2012 were \$13,596, \$30,325 and \$37,531, respectively; 100 percent has been contributed for fiscal years 2014, 2013 and 2012.

The Retirement Board, acting with advice of the actuary, allocates a portion of the employer contribution to the Medicare B Fund. For fiscal year 2014, this actuarially required allocation was 0.76 percent of covered payroll. The Center's contributions for Medicare Part B for the fiscal years ended June 30, 2014, 2013, and 2012 were \$14,647, \$14,440 and \$14,142, respectively; 100 percent has been contributed for fiscal years 2014, 2013 and 2012.

B. State Teachers Retirement System of Ohio

Plan Description - The Center contributes to the cost sharing, multiple employer defined benefit Health Plan (the "Plan") administered by the State Teachers Retirement System of Ohio (STRS Ohio) for eligible retirees who participated in the defined benefit or combined pension plans offered by STRS Ohio. Benefits include hospitalization, physicians' fees, prescription drugs and reimbursement of monthly Medicare Part B premiums. The Plan is included in the report of STRS Ohio which may be obtained by visiting www.strsoh.org, under "Publications" or by calling (888) 227-7877.

Funding Policy - Ohio law authorizes STRS Ohio to offer the Plan and gives the Retirement Board authority over how much, if any, of the health care costs will be absorbed by STRS Ohio. Active employee members do not contribute to the Plan. All benefit recipients pay a monthly premium. Under Ohio law, funding for post-employment health care may be deducted from employer contributions. For 2014, STRS Ohio allocated employer contributions equal to 1 percent of covered payroll to the Health Care Stabilization Fund. The Center's contributions for health care for the fiscal years ended June 30, 2014, 2013 and 2012 were \$75,367, \$78,587 and \$77,514, respectively; 100 percent has been contributed for fiscal years 2014, 2013 and 2012.

**TRUMBULL CAREER AND TECHNICAL CENTER
TRUMBULL COUNTY, OHIO**

NOTES TO THE BASIC FINANCIAL STATEMENTS
FOR THE FISCAL YEAR ENDED JUNE 30, 2014

NOTE 15 - BUDGETARY BASIS OF ACCOUNTING

While reporting financial position, results of operations, and changes in fund balance on the basis of accounting principles generally accepted in the United States of America (GAAP), the budgetary basis as provided by law is based upon accounting for certain transactions on a basis of cash receipts and disbursements.

The statement of revenues, expenditures and changes in fund balance - budget and actual (non-GAAP budgetary basis) presented for the general fund is presented on the budgetary basis to provide a meaningful comparison of actual results with the budget. The major differences between the budget basis and the GAAP basis are that:

- (a) Revenues and other financing sources are recorded when received in cash (budget basis) as opposed to when susceptible to accrual (GAAP basis);
- (b) Expenditures and other financing uses are recorded when paid in cash (budget basis) as opposed to when the liability is incurred (GAAP basis);
- (c) In order to determine compliance with Ohio law, and to reserve that portion of the applicable appropriation, total outstanding encumbrances (budget basis) are recorded as the equivalent of an expenditure, as opposed to assigned or committed fund balance for that portion of outstanding encumbrances not already recognized as an account payable (GAAP basis);
- (d) Advances-in and advances-out are operating transactions (budget basis) as opposed to balance sheet transactions (GAAP basis);
- (e) Some funds are included in the general fund (GAAP basis), but have separate legally adopted budgets (budget basis); and
- (f) Investments are reported at fair value (GAAP basis) rather than cost (budget basis).

The adjustments necessary to convert the results of operations for the year on the budget basis to the GAAP basis for the general fund is as follows:

Net Change in Fund Balance	
	<u>General fund</u>
Budget basis	\$ (449,953)
Net adjustment for revenue accruals	(31,098)
Net adjustment for expenditure accruals	(414,816)
Net adjustment for other sources/uses	419,421
Funds budgeted elsewhere	(34,781)
Adjustment for encumbrances	109,351
GAAP basis	\$ (401,876)

**TRUMBULL CAREER AND TECHNICAL CENTER
TRUMBULL COUNTY, OHIO**

**NOTES TO THE BASIC FINANCIAL STATEMENTS
FOR THE FISCAL YEAR ENDED JUNE 30, 2014**

NOTE 15 - BUDGETARY BASIS OF ACCOUNTING - (Continued)

Certain funds that are legally budgeted in separate special revenue funds are considered part of the general fund on a GAAP basis. This includes the flower fund, the customer service fund, public school support fund, the workers' compensation fund, the termination benefits fund and the management information systems fund.

NOTE 16 - CONTINGENCIES

A. Grants

The Center receives significant financial assistance from numerous Federal, State and local agencies in the form of grants. The disbursement of funds received under these programs generally requires compliance with terms and conditions specified in the grant agreements and are subject to audit by the grantor agencies. Any disallowed claims resulting from such audits could become a liability of the Center. However, in the opinion of management, any such disallowed claims will not have a material effect on the financial position of the Center.

B. Litigation

The District is not a party to legal proceedings that would have a material effect on the financial condition of the District.

NOTE 17 - SET-ASIDES

The Center is required by State law to annually set-aside certain general fund revenue amounts, as defined by statutory formula, for the acquisition and construction of capital improvements. Amounts not spent by the end of the fiscal year or offset by similarly restricted resources received during the year must be held in cash at fiscal year-end. This amount must be carried forward to be used for the same purpose in future years. Expenditures exceeding the set-aside requirement may not be carried forward to the next fiscal year.

**TRUMBULL CAREER AND TECHNICAL CENTER
TRUMBULL COUNTY, OHIO**

NOTES TO THE BASIC FINANCIAL STATEMENTS
FOR THE FISCAL YEAR ENDED JUNE 30, 2014

NOTE 17 - SET-ASIDES - (Continued)

The following cash-basis information describes the change in the fiscal year-end set-aside amount for capital improvements. Disclosure of this information is required by State statute.

	<u>Capital Improvements</u>
Set-aside balance June 30, 2013	\$ -
Current year set-aside requirement	151,403
Contributions in excess of the current fiscal year set-aside requirement	-
Current year qualifying expenditures	-
Excess qualified expenditures from prior years	-
Current year offsets	(200,000)
Waiver granted by ODE	-
Prior year offset from bond proceeds	-
Total	<u>\$ (48,597)</u>
Balance carried forward to fiscal year 2015	<u>\$ -</u>
Set-aside balance June 30, 2014	<u>\$ -</u>

NOTE 18 - OTHER COMMITMENTS

The Center utilizes encumbrance accounting as part of its budgetary controls. Encumbrances outstanding at year end may be reported as part of restricted, committed, or assigned classifications of fund balance. At year end, the Center's commitments for encumbrances in the governmental funds were as follows:

<u>Fund</u>	<u>Year-End Encumbrances</u>
General fund	\$ 90,945
Other governmental	<u>11,342</u>
Total	<u>\$ 102,287</u>

SUPPLEMENTARY DATA

**TRUMBULL CAREER AND TECHNICAL CENTER
SCHEDULE OF RECEIPTS AND EXPENDITURES OF FEDERAL AWARDS
FOR THE FISCAL YEAR ENDED JUNE 30, 2014**

FEDERAL GRANTOR/ SUB GRANTOR/ PROGRAM TITLE	CFDA NUMBER	(A) PASS-THROUGH GRANT NUMBER	(B) CASH FEDERAL RECEIPTS	(B) CASH FEDERAL DISBURSEMENTS
U.S. DEPARTMENT OF AGRICULTURE PASSED THROUGH THE OHIO DEPARTMENT OF EDUCATION:				
<i>Child Nutrition Cluster:</i>				
(C)(D) School Breakfast Program	10.553	2014	\$ 38,419	\$ 38,419
(D)(E) National School Lunch Program - Food Donation	10.555	2014	11,218	11,218
(C)(D) National School Lunch Program	10.555	2014	156,692	156,692
Total National School Lunch Program			<u>167,910</u>	<u>167,910</u>
<i>Total Child Nutrition Cluster</i>			<u>206,329</u>	<u>206,329</u>
Total U.S. Department of Agriculture			<u>206,329</u>	<u>206,329</u>
U.S. DEPARTMENT OF EDUCATION PASSED THROUGH THE N/A (DIRECT PROGRAMS):				
<i>Student Financial Assistance Cluster:</i>				
(F) Federal Pell Grant Program	84.063	N/A	454,617	454,617
(F) Federal Direct Student Loans	84.268	N/A	780,216	780,216
<i>Total Student Financial Assistance Cluster</i>			<u>1,234,833</u>	<u>1,234,833</u>
U.S. DEPARTMENT OF EDUCATION PASSED THROUGH THE OHIO DEPARTMENT OF EDUCATION:				
Adult Education - Basic Grants to States	84.002	2013	56,866	29,629
Adult Education - Basic Grants to States	84.002	2014	202,538	202,621
Total Adult Education - Basic Grants to States			<u>259,404</u>	<u>232,250</u>
Career and Technical Education - Basic Grants to States	84.048	2013	109,993	69,256
Career and Technical Education - Basic Grants to States	84.048	2014	414,163	414,163
Career and Technical Education - Basic Grants to States	84.048	2013	17,629	10,959
Career and Technical Education - Basic Grants to States	84.048	2014	75,007	75,007
Total Career and Technical Education - Basic Grants to States			<u>616,792</u>	<u>569,385</u>
Improving Teacher Quality State Grants	84.367	2014	2,528	2,528
SFSF - Race to the Top, Recovery Act - Resident Educator Program	84.395	2014	350	350
Total U.S. Department of Education			<u>2,113,907</u>	<u>2,039,346</u>
Total Federal Financial Assistance			<u>\$ 2,320,236</u>	<u>\$ 2,245,675</u>

NOTES TO THE SCHEDULE OF RECEIPTS AND EXPENDITURES OF FEDERAL AWARDS

- (A) OAKS did not assign pass through numbers for fiscal year 2014.
- (B) This schedule was prepared on the cash basis of accounting.
- (C) Commingled with state and local revenue from sales of breakfast and lunches; assumed expenditures were made on a first-in, first-out basis.
- (D) Included as part of "Child Nutrition Cluster" in determining major programs.
- (E) The Food Donation Program is a non-cash, in kind, federal grant. Commodities are valued at entitlement value.
- (F) Included as part of "Student Financial Assistance Cluster" in determining major programs.



Julian & Grube, Inc.
Serving Ohio Local Governments

333 County Line Rd. West, Westerville, OH 43082 Phone: 614.846.1899 Fax: 614.846.2799

**Independent Auditor's Report on Internal Control Over Financial Reporting and on
Compliance and Other Matters Required by *Government Auditing Standards***

Trumbull Career and Technical Center
Trumbull County
528 Educational Highway
Warren, Ohio 44483

To the Board of Education:

We have audited, in accordance with auditing standards generally accepted in the United States and the Comptroller General of the United States' *Government Auditing Standards*, the financial statements of the governmental activities, the business-type activities, each major fund, and the aggregate remaining fund information of the Trumbull Career & Technical Center, Trumbull County, as of and for the fiscal year ended June 30, 2014, and the related notes to the financial statements, which collectively comprise the Trumbull Career & Technical Center's basic financial statements and have issued our report thereon dated October 29, 2014.

Internal Control Over Financial Reporting

As part of our financial statement audit, we considered the Trumbull Career & Technical Center's internal control over financial reporting (internal control) to determine the audit procedures appropriate in the circumstances to the extent necessary to support our opinions on the financial statements, but not to the extent necessary to opine on the effectiveness of the Trumbull Career & Technical Center's internal control. Accordingly, we have not opined on it.

A *deficiency in internal control* exists when the design or operation of a control does not allow management or employees, when performing their assigned functions, to prevent, or detect and timely correct misstatements. A *material weakness* is a deficiency, or combination of internal control deficiencies resulting in a reasonable possibility that internal control will not prevent or detect and timely correct a material misstatement of the Trumbull Career & Technical Center's financial statements. A *significant deficiency* is a deficiency, or a combination of deficiencies, in internal control that is less severe than a material weakness, yet important enough to merit attention by those charged with governance.

Our consideration of internal control was for the limited purpose described in the first paragraph of this section and was not designed to identify all internal control deficiencies that might be material weaknesses or significant deficiencies. Given these limitations, we did not identify any deficiencies in internal control that we consider material weaknesses. However, unidentified material weaknesses may exist.

Board of Education
Trumbull Career & Technical Center

Compliance and Other Matters

As part of reasonably assuring whether the Trumbull Career & Technical Center's financial statements are free of material misstatement, we tested its compliance with certain provisions of laws, regulations, contracts, and grant agreements, noncompliance with which could directly and materially affect the determination of financial statement amounts. However, opining on compliance with those provisions was not an objective of our audit and accordingly, we do not express an opinion. The results of our tests disclosed no instances of noncompliance or other matters we must report under *Government Auditing Standards*.

Purpose of this Report

This report only describes the scope of our internal control and compliance testing and our testing results, and does not opine on the effectiveness of the Trumbull Career & Technical Center's internal control or on compliance. This report is an integral part of an audit performed under *Government Auditing Standards* in considering the Trumbull Career & Technical Center's internal control and compliance. Accordingly, this communication is not suitable for any other purpose.

A handwritten signature in cursive script that reads "Julian & Grube, Inc.".

Julian & Grube, Inc.
October 29, 2014



Julian & Grube, Inc.
Serving Ohio Local Governments

333 County Line Rd. West, Westerville, OH 43082 Phone: 614.846.1899 Fax: 614.846.2799

**Independent Auditor's Report on Compliance With Requirements Applicable to
The Major Federal Program and on Internal Control Over Compliance
Required by OMB Circular A-133**

Trumbull Career and Technical Center
Trumbull County
528 Educational Highway
Warren, Ohio 44483

To the Board of Education:

Report on Compliance for the Major Federal Program

We have audited the Trumbull Career & Technical Center's compliance with the applicable requirements described in the U.S. Office of Management and Budget (OMB) *Circular A-133, Compliance Supplement* that could directly and materially affect the Trumbull Career & Technical Center's major federal program for the fiscal year ended June 30, 2014. The *Summary of Auditor's Results* in the accompanying schedule of findings identifies the Trumbull Career & Technical Center's major federal program.

Management's Responsibility

The Trumbull Career & Technical Center's Management is responsible for complying with the requirements of laws, regulations, contracts, and grants applicable to its federal programs.

Auditor's Responsibility

Our responsibility is to opine on the Trumbull Career & Technical Center's compliance for the Trumbull Career & Technical Center's major federal program based on our audit of the applicable compliance requirements referred to above. Our compliance audit followed auditing standards generally accepted in the United States of America; the standards for financial audits included in the Comptroller General of the United States' *Government Auditing Standards*; and OMB Circular A-133, *Audits of States, Local Governments, and Non-Profit Organizations*. These standards and OMB Circular A-133 require us to plan and perform the audit to reasonably assure whether noncompliance with the applicable compliance requirements referred to above that could directly and materially affect a major federal program occurred. An audit includes examining, on a test basis, evidence about the Trumbull Career & Technical Center's compliance with those requirements and performing such other procedures as we considered necessary in the circumstances.

We believe our audit provides a reasonable basis for our compliance opinion on the Trumbull Career & Technical Center's major program. However, our audit does not provide a legal determination of the Trumbull Career & Technical Center's compliance.

Board of Education
Trumbull Career & Technical Center

Opinion on the Major Federal Program

In our opinion, the Trumbull Career & Technical Center complied, in all material respects with the compliance requirements referred to above that could directly and materially affect its major federal program for the fiscal year ended June 30, 2014.

Report on Internal Control Over Compliance

The Trumbull Career & Technical Center's management is responsible for establishing and maintaining effective internal control over compliance with the applicable compliance requirements referred to above. In planning and performing our compliance audit, we considered the Trumbull Career & Technical Center's internal control over compliance with the applicable requirements that could directly and materially affect a major federal program, to determine our auditing procedures appropriate for opining on each major federal program's compliance and to test and report on internal control over compliance in accordance with OMB Circular A-133, but not to the extent needed to opine on the effectiveness of internal control over compliance. Accordingly, we have not opined on the effectiveness of the Trumbull Career & Technical Center's internal control over compliance.

A deficiency in internal control over compliance exists when the design or operation of a control over compliance does not allow management or employees, when performing their assigned functions, to prevent, or to timely detect and correct, noncompliance with a federal program's applicable compliance requirement. *A material weakness in internal control over compliance* is a deficiency, or combination of deficiencies, in internal control over compliance, such that there is a reasonable possibility that material noncompliance with a federal program compliance requirement will not be prevented, or timely detected and corrected. *A significant deficiency in internal control over compliance* is a deficiency, or a combination of deficiencies, in internal control over compliance with federal program's applicable compliance requirement that is less severe than a material weakness in internal control over compliance, yet important enough to merit attention by those charged with governance.

Our consideration of internal control over compliance was for the limited purpose described in the first paragraph of this section and would not necessarily identify all deficiencies in internal control over compliance that might be material weaknesses or significant deficiencies. We did not identify any deficiencies in internal control over compliance that we consider to be material weaknesses. However, material weaknesses may exist that have not been identified.

This report only describes the scope of our internal control compliance tests and the results of this testing based on OMB Circular A-133 requirements. Accordingly, this report is not suitable for any other purpose.



Julian & Grube, Inc.
October 29, 2014

**TRUMBULL CAREER AND TECHNICAL CENTER
TRUMBULL COUNTY, OHIO**

**SCHEDULE OF FINDINGS
OMB CIRCULAR A-133 § .505
JUNE 30, 2014**

1. SUMMARY OF AUDITOR'S RESULTS		
<i>(d)(1)(i)</i>	<i>Type of Financial Statement Opinion</i>	Unmodified
<i>(d)(1)(ii)</i>	<i>Were there any material control weaknesses reported at the financial statement level (GAGAS)?</i>	No
<i>(d)(1)(ii)</i>	<i>Were there any significant deficiencies in internal control reported at the financial statement level (GAGAS)?</i>	No
<i>(d)(1)(iii)</i>	<i>Was there any reported material noncompliance at the financial statement level (GAGAS)?</i>	No
<i>(d)(1)(iv)</i>	<i>Were there any material internal control weaknesses reported for major federal programs?</i>	No
<i>(d)(1)(iv)</i>	<i>Were there any significant deficiencies in internal control reported for major federal programs?</i>	No
<i>(d)(1)(v)</i>	<i>Type of Major Program's Compliance Opinion</i>	Unmodified
<i>(d)(1)(vi)</i>	<i>Are there any reportable findings under §.510(a)?</i>	No
<i>(d)(1)(vii)</i>	<i>Major Program (listed):</i>	Career and Technical Education - Basic Grants to States: CFDA #84.048
<i>(d)(1)(viii)</i>	<i>Dollar Threshold: Type A/B Programs</i>	Type A: >\$300,000 Type B: all others
<i>(d)(1)(ix)</i>	<i>Low Risk Auditee?</i>	Yes

**2. FINDINGS RELATED TO THE BASIC FINANCIAL STATEMENTS
REQUIRED TO BE REPORTED IN ACCORDANCE WITH GAGAS**

None

3. FINDINGS AND QUESTIONED COSTS FOR FEDERAL AWARDS

None

This page intentionally left blank.



Dave Yost • Auditor of State

TRUMBULL CAREER AND TECHNICAL CENTER

TRUMBULL COUNTY

CLERK'S CERTIFICATION

This is a true and correct copy of the report which is required to be filed in the Office of the Auditor of State pursuant to Section 117.26, Revised Code, and which is filed in Columbus, Ohio.

Susan Babbitt

CLERK OF THE BUREAU

**CERTIFIED
DECEMBER 16, 2014**