

OREGON CITY SCHOOL DISTRICT

LUCAS COUNTY

Audit Report

For the Year Ended June 30, 2013





Dave Yost • Auditor of State

Board of Education
Oregon City School District
5721 Seaman Road
Oregon, Ohio 43616

We have reviewed the *Independent Auditors' Report* of the Oregon City School District, Lucas County, prepared by Charles E. Harris & Associates, Inc., for the audit period July 1, 2012 through June 30, 2013. Based upon this review, we have accepted these reports in lieu of the audit required by Section 117.11, Revised Code. The Auditor of State did not audit the accompanying financial statements and, accordingly, we are unable to express, and do not express an opinion on them.

Our review was made in reference to the applicable sections of legislative criteria, as reflected by the Ohio Constitution, and the Revised Code, policies, procedures and guidelines of the Auditor of State, regulations and grant requirements. The Oregon City School District is responsible for compliance with these laws and regulations.

A handwritten signature in black ink that reads "Dave Yost".

Dave Yost
Auditor of State

April 3, 2014

This page intentionally left blank.

**OREGON CITY SCHOOL DISTRICT
LUCAS COUNTY
AUDIT REPORT
For the Year Ending June 30, 2013**

TABLE OF CONTENTS

TITLE	PAGE
Independent Auditors' Report.....	1-3
Management's Discussion and Analysis.....	4-14
Basic Financial Statements:	
Government-Wide Financial Statements:	
Statement of Net Position.....	16
Statement of Activities.....	17
Fund Financial Statements:	
Balance Sheet - Governmental Funds.....	18
Reconciliation of Total Governmental Fund Balances to Net Position of Governmental Activities.....	19
Statement of Revenues, Expenditures, and Changes in Fund Balances - Governmental Funds.....	20
Reconciliation of the Changes in Fund Balances of Governmental Funds to the Statement of Activities.....	21
Statement of Revenues, Expenditures and Changes in Fund Balance Budget (Non-GAAP Basis) and Actual - General Fund.....	22
Statement of Fiduciary Net Position - Fiduciary Funds.....	23
Statement of Changes in Fiduciary Net Position - Fiduciary Funds.....	24
Notes to the Basic Financial Statements.....	26-63
Schedule of Federal Awards Expenditures.....	64
Notes to the Schedule of Federal Awards Expenditures	65
Independent Auditors' Report on Internal Control Over Financial Reporting and on Compliance and Other Matters Required by <i>Government Auditing Standards</i>	66-67
Independent Auditors' Report on Compliance With Requirements Applicable to Each Major Federal Program and on Internal Control Over Compliance Required by <i>OMB Circular A-133</i>	68-69
Schedule of Findings	70
Schedule of Prior Audit Findings.....	71
Independent Accountants' Report on Applying Agreed-Upon Procedures.....	72

Rockefeller Building
614 W Superior Ave Ste 1242
Cleveland OH 44113-1306
Office phone - (216) 575-1630
Fax - (216) 436-2411

Charles E. Harris & Associates, Inc.
Certified Public Accountants

INDEPENDENT AUDITORS' REPORT

Oregon City School District
Lucas County
5721 Seaman Road
Oregon, Ohio 43616

To the Board of Education:

Report on the Financial Statements

We have audited the accompanying financial statements of the governmental activities, the discretely presented component unit, each major fund, and the aggregate remaining fund information of the Oregon City School District, Lucas County, Ohio (the District), as of and for the year ended June 30, 2013, and the related notes to the financial statements, which collectively comprise the District's basic financial statements as listed in the table of contents.

Management's Responsibility for the Financial Statements

Management is responsible for preparing and fairly presenting these financial statements in accordance with accounting principles generally accepted in the United States of America; this includes designing, implementing, and maintaining internal control relevant to preparing and fairly presenting financial statements that are free from material misstatement, whether due to fraud or error.

Auditor's Responsibility

Our responsibility is to opine on these financial statements based on our audit. We did not audit the financial statements of the Eagle Learning Center, the District's only discretely presented component unit. Those statements were audited by other auditors whose report has been furnished to us, and our opinion, insofar as it relates to the amounts included for Oregon City School District, is based solely on the report of other auditors. We audited in accordance with auditing standards generally accepted in the United States of America and the financial audit standards in the Comptroller General of the United States' *Government Auditing Standards*. Those standards require us to plan and perform the audit to reasonably assure the financial statements are free from material misstatement.

An audit requires obtaining evidence about financial statement amounts and disclosures. The procedures selected depend on our judgment, including assessing the risks of material financial statement misstatement, whether due to fraud or error. In assessing those risks, we consider internal control relevant to the District's preparation and fair presentation of the financial statements in order to design audit procedures that are appropriate in the circumstances, but not to the extent needed to opine on the effectiveness of the District's internal control. Accordingly, we express no opinion. An audit also includes evaluating the appropriateness of management's accounting policies and the reasonableness of their significant accounting estimates, as well as our evaluation of the overall financial statement presentation.

We believe the audit evidence we obtained is sufficient and appropriate to support our audit opinions.

Opinion

In our opinion, the financial statements referred to above present fairly, in all material respects, the respective financial position of the governmental activities, the discretely presented component unit, each major fund, and the aggregate remaining fund information of the Oregon City School District, Lucas County, Ohio, as of June 30, 2013, and the respective changes in financial position and the budgetary comparison for the General Fund thereof for the year then ended in accordance with the accounting principles generally accepted in the United States of America.

Emphasis of Matter

As described in Note 3 to the financial statements, during the fiscal year 2013, the District adopted new accounting guidance in Governmental Accounting Standards Board (GASB) Statement No. 63, *Financial Reporting of Deferred Outflows of Resources, Deferred Inflows of Resources, and Net Position*, and GASB Statement No. 65, *Items Previously Reported as Assets and Liabilities*. Our opinion is not modified with respect to this matter.

Other Matters

Required Supplementary Information

Accounting principles generally accepted in the United States of America require this presentation to include *Management's discussion and analysis* listed in the table of contents, to supplement the basic financial statements. Although this information is not part of the basic financial statements, the Governmental Accounting Standards Board considers it essential for placing the basic financial statements in an appropriate operational, economic, or historical context. We applied certain limited procedures to the required supplementary information in accordance with auditing standards generally accepted in the United States of America, consisting of inquiries of management about the methods of preparing the information and comparing the information for consistency with management's responses to our inquiries, to the basic financial statements, and other knowledge we obtained during our audit of the basic financial statements. We do not opine or provide any assurance on the information because the limited procedures do not provide us with sufficient evidence to opine or provide any other assurance.

Supplementary and Other Information


Our audit was conducted to opine on the District's basic financial statements taken as a whole.

The Schedule of Federal Awards Expenditures (Schedule) presents additional analysis as required by the U.S. Office of Management and Budget Circular A-133, *Audits of States, Local Governments, and Non-Profit Organizations* and is not a required part of the financial statements.

The Schedule is management's responsibility, and derives from and relates directly to the underlying accounting and other records used to prepare the basic financial statements. We subjected this Schedule to the auditing procedures we applied to the basic financial statements. We also applied certain additional procedures, including comparing and reconciling the Schedule directly to the underlying accounting and other records used to prepare the basic financial statements or to the basic financial statements themselves in accordance with auditing standards generally accepted in the United States of America. In our opinion, this schedule is fairly stated in all material respects in relation to the basic financial statements taken as a whole.

Other Reporting Required by Government Auditing Standards

In accordance with *Government Auditing Standards*, we have also issued our report dated January 24, 2014, on our consideration of the District's internal control over financial reporting and our tests of its compliance with certain provisions of laws, regulations, contracts and grant agreements and other matters. That report describes the scope of our internal control testing over financial reporting and compliance, and the results of that testing, and does not opine on internal control over financial reporting or on compliance. That report is an integral part of an audit performed in accordance with *Government Auditing Standards* in considering the District's internal control over financial reporting and compliance.



Charles E. Harris & Associates, Inc.
January 24, 2014

**OREGON CITY SCHOOL DISTRICT
LUCAS COUNTY, OHIO**

**MANAGEMENT'S DISCUSSION AND ANALYSIS
FOR THE FISCAL YEAR ENDED JUNE 30, 2013
(UNAUDITED)**

The management's discussion and analysis of the Oregon City School District's (the "District") financial performance provides an overall review of the District's financial activities for the fiscal year ended June 30, 2013. The intent of this discussion and analysis is to look at the District's financial performance as a whole; readers should also review the basic financial statements and the notes to the basic financial statements to enhance their understanding of the District's financial performance.

Financial Highlights

Key financial highlights for 2013 are as follows:

- In total, net position of governmental activities decreased \$775,895 which represents a 3.27% decrease from 2012, as restated.
- General revenues accounted for \$37,929,179 in revenue or 84.83% of all revenues. Program specific revenues in the form of charges for services and sales, grants and contributions accounted for \$6,783,872 or 15.17% of total revenues of \$44,713,051.
- The District had \$45,488,946 in expenses related to governmental activities; \$6,783,872 of these expenses was offset by program specific charges for services and sales, grants or contributions. General revenues supporting governmental activities (primarily taxes and unrestricted grants and entitlements) of \$37,929,179 were not adequate to provide for these programs.
- The District's only major governmental fund is the general fund. The general fund had \$36,853,065 in revenues and other financing sources and \$37,126,629 in expenditures and other financing uses. The fund balance of the general fund decreased \$273,564 from \$7,089,655 to \$6,816,091.

Using the Basic Financial Statements

This annual report consists of a series of financial statements and notes to those statements. These statements are organized so the reader can understand the District as a financial whole, an entire operating entity. The statements then proceed to provide an increasingly detailed look at specific financial activities.

The statement of net position and statement of activities provide information about the activities of the whole District, presenting both an aggregate view of the District's finances and a longer-term view of those finances. Fund financial statements provide the next level of detail. For governmental funds, these statements tell how services were financed in the short-term as well as what remains for future spending. The fund financial statements also look at the District's most significant funds with all other nonmajor funds presented in total in one column. The District's only major governmental fund is the general fund.

Reporting the District as a Whole

Statement of Net Position and the Statement of Activities

While this document contains the large number of funds used by the District to provide programs and activities, the view of the District as a whole looks at all financial transactions and asks the question, "How did we do financially during 2013?" The statement of net position and the statement of activities answer this question. These statements include all non-fiduciary assets, deferred outflows of resources, liabilities, deferred inflows of resources, revenues and expenses using the accrual basis of accounting similar to the accounting used by most private-sector companies. This basis of accounting will take into account all of the current year's revenues and expenses regardless of when cash is received or paid.

**OREGON CITY SCHOOL DISTRICT
LUCAS COUNTY, OHIO**

MANAGEMENT'S DISCUSSION AND ANALYSIS
FOR THE FISCAL YEAR ENDED JUNE 30, 2013
(UNAUDITED)

These two statements report the District's net position and changes in that position. This change in net position is important because it tells the reader that, for the District as a whole, the financial position of the District has improved or diminished. The causes of this change may be the result of many factors, some financial, some not. Non-financial factors include the District's property tax base, current property tax laws in Ohio restricting revenue growth, facility conditions, required educational programs and other factors.

In the statement of net position and the statement of activities, the governmental activities include the District's programs and services, including instruction, support services, operation and maintenance of plant, pupil transportation, extracurricular activities, and food service operations.

The District's statement of net position and statement of activities can be found on pages 16-17 of this report.

Reporting the District's Most Significant Funds

Fund Financial Statements

The analysis of the District's major governmental funds begins on page 10. Fund financial reports provide detailed information about the District's major funds. The District uses many funds to account for a multitude of financial transactions. However, these fund financial statements focus on the District's most significant funds. The District's only major governmental fund is the general fund.

Governmental Funds

Most of the District's activities are reported in governmental funds, which focus on how money flows into and out of those funds and the balances left at year-end available for spending in future periods. These funds are reported using an accounting method called modified accrual accounting, which measures cash and all other financial assets that can readily be converted to cash. The governmental fund financial statements provide a detailed short-term view of the District's general government operations and the basic services it provides. Governmental fund information helps you determine whether there are more or fewer financial resources that can be spent in the near future to finance educational programs. The relationship (or differences) between governmental activities (reported in the statement of net position and the statement of activities) and governmental funds is reconciled in the basic financial statements. The basic governmental fund financial statements can be found on pages 18-22 of this report.

Reporting the District's Fiduciary Responsibilities

The District is the trustee, or fiduciary, for some of its scholarship and foundation programs. This activity is presented as a private-purpose trust fund. The District also acts in a trustee capacity as an agent for individuals, private organizations, other governmental units and/or other funds. These activities are reported in two agency funds. The District's fiduciary activities are reported in separate statements of fiduciary net position and changes in fiduciary net position on pages 23 and 24, these activities are excluded from the District's other financial statements because the assets cannot be utilized by the District to finance its operations.

Notes to the Basic Financial Statements

The notes provide additional information that is essential to a full understanding of the data provided in the government-wide and fund financial statements. These notes to the basic financial statements can be found on pages 26-63 of this report.

**OREGON CITY SCHOOL DISTRICT
LUCAS COUNTY, OHIO**

MANAGEMENT'S DISCUSSION AND ANALYSIS
FOR THE FISCAL YEAR ENDED JUNE 30, 2013
(UNAUDITED)

The District as a Whole

The statement of net position provides the perspective of the District as a whole. The table below provides a summary of the District's net position for 2013 and 2012. Net position for 2012 has been restated as described in Note 3.A. In addition, the 2012 amounts for liabilities and deferred inflows have been reclassified to conform to 2013 presentation.

	Net Position	
	Governmental Activities 2013	Restated Governmental Activities 2012
<u>Assets:</u>		
Current and other assets	\$ 38,787,659	\$ 39,345,056
Capital assets, net	<u>55,623,315</u>	<u>56,870,381</u>
Total assets	<u>94,410,974</u>	<u>96,215,437</u>
<u>Deferred outflows</u>	<u>3,436,163</u>	<u>-</u>
<u>Liabilities:</u>		
Current liabilities	4,677,769	4,766,308
Long-term liabilities	<u>49,842,588</u>	<u>46,659,072</u>
Total liabilities	<u>54,520,357</u>	<u>51,425,380</u>
<u>Deferred inflows</u>	<u>20,407,538</u>	<u>21,094,920</u>
<u>Net position:</u>		
Net investment in capital assets	16,013,673	16,560,194
Restricted	5,372,910	5,007,016
Unrestricted	<u>1,532,659</u>	<u>2,127,927</u>
Total net position	<u>\$ 22,919,242</u>	<u>\$ 23,695,137</u>

Over time, net position can serve as a useful indicator of a government's financial position. At June 30, 2013, the District's assets and deferred outflows exceeded liabilities and deferred inflows by \$22,919,242.

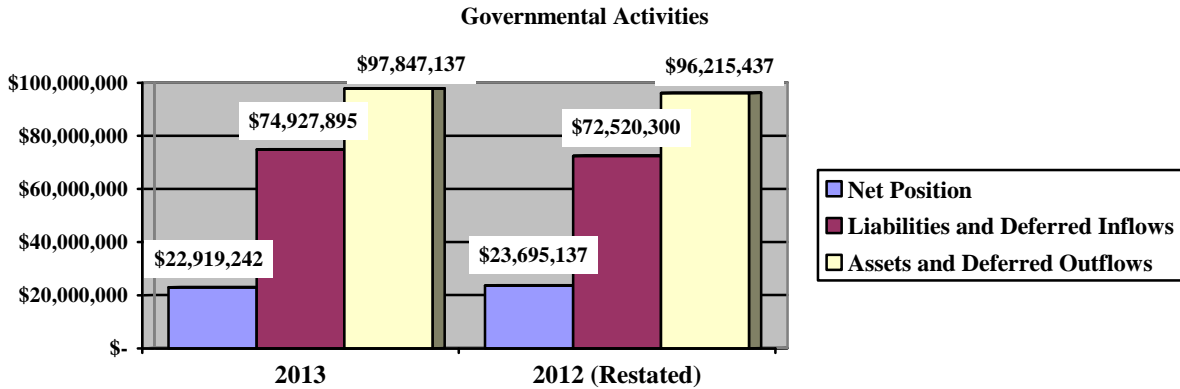
At year-end, capital assets represented 58.92% of total assets. Capital assets include land, land improvements, buildings and improvements, furniture and equipment, vehicles and infrastructure. The net investment in capital assets at June 30, 2013, was \$16,013,673. Capital assets are used to provide services to the students and are not available for future spending.

A portion of the District's net position, \$5,372,910, represents resources that are subject to external restriction on how they may be used. Of the restricted net position, \$3,140,989 is restricted for capital projects. The remaining balance of unrestricted net position is \$1,532,659.

**OREGON CITY SCHOOL DISTRICT
LUCAS COUNTY, OHIO**

MANAGEMENT'S DISCUSSION AND ANALYSIS
FOR THE FISCAL YEAR ENDED JUNE 30, 2013
(UNAUDITED)

The chart below shows the District's governmental activities assets and deferred outflows, liabilities and deferred inflows, and net position at June 30, 2013 and 2012. Net position for 2012 has been restated as described in Note 3.A. In addition, the 2012 amounts for liabilities and deferred inflows have been reclassified to conform to 2013 presentation.



The table below shows the change in net position for fiscal years 2013 and 2012.

	Change in Net Position	
	Governmental Activities <u>2013</u>	Governmental Activities <u>2012</u>
Revenues:		
Program revenues:		
Charges for services and sales	\$ 2,566,139	\$ 2,783,219
Operating grants and contributions	4,217,733	4,437,593
General revenues:		
Property taxes	21,778,726	20,329,470
Payment in lieu of taxes	202,383	187,454
Grants and entitlements	15,842,210	16,415,338
Investment earnings	30,829	53,347
Other	<u>75,031</u>	<u>67,496</u>
Total revenues	<u>44,713,051</u>	<u>44,273,917</u>

-- Continued

**OREGON CITY SCHOOL DISTRICT
LUCAS COUNTY, OHIO**

MANAGEMENT'S DISCUSSION AND ANALYSIS
FOR THE FISCAL YEAR ENDED JUNE 30, 2013
(UNAUDITED)

	Change in Net Position (Continued)	
	Governmental Activities <u>2013</u>	Governmental Activities <u>2012</u>
<u>Expenses:</u>		
Program expenses:		
Instruction:		
Regular	\$ 17,117,527	\$ 16,497,222
Special	5,246,168	5,718,865
Vocational	2,691,536	2,225,846
Adult/continuing	106,186	302,142
Other	250,502	147,761
Support services:		
Pupil	1,373,945	1,503,162
Instructional staff	2,977,984	2,863,271
Board of education	30,199	54,953
Administration	2,892,283	2,922,404
Fiscal	804,772	1,046,472
Business	342,859	331,140
Operations and maintenance	4,875,462	5,184,706
Pupil transportation	1,925,745	1,925,926
Central	694	-
Operation of non-instructional services:		
Food service operations	1,672,076	1,723,169
Other non-instructional services	404,640	347,181
Extracurricular activities	1,197,620	1,148,962
Interest and fiscal charges	1,578,748	1,829,796
Total	<u>45,488,946</u>	<u>45,772,978</u>
Change in net position	(775,895)	(1,499,061)
Net position at beginning of year (restated)	<u>23,695,137</u>	<u>25,194,198</u>
Net position at end of year	<u>\$ 22,919,242</u>	<u>\$ 23,695,137</u>

Governmental Activities

Net position of the District's governmental activities decreased \$775,895. Total governmental expenses of \$45,488,946 were offset by program revenues of \$6,783,872, and general revenues of \$37,929,179. Program revenues supported 14.91% of the total governmental expenses.

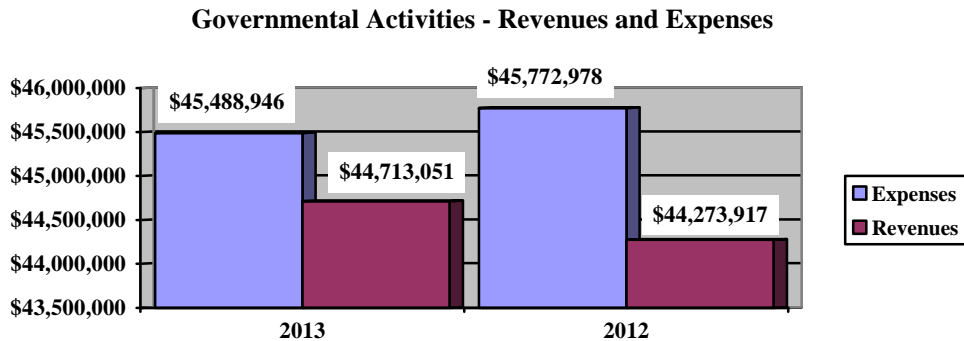
The primary sources of revenue for governmental activities are derived from property taxes and unrestricted grants and entitlements. These two revenue sources, combined, accounted for 84.13% of total governmental revenue in fiscal year 2013. Property taxes revenue increased; however, this was due to the write-off of delinquent taxes in fiscal year 2012, rather than due to an increase in personal property wealth in the District. Sales and charges for services decreased, mostly as a result of declining enrollment and decreased participation in the District's adult education program. Operating grants and contributions also decreased, which is primarily due to a decrease in federal grant funding.

**OREGON CITY SCHOOL DISTRICT
LUCAS COUNTY, OHIO**

MANAGEMENT'S DISCUSSION AND ANALYSIS
FOR THE FISCAL YEAR ENDED JUNE 30, 2013
(UNAUDITED)

The largest expense of the District is for instructional programs. Instruction expenses totaled \$25,411,919 or 55.86% of total governmental expenses for fiscal year 2013. Total expenses decreased \$284,032 or 0.62%.

The graph below presents the District's governmental activities revenue and expenses for fiscal years 2013 and 2012.



The statement of activities shows the cost of program services and the charges for services and grants offsetting those services. The following table shows, for governmental activities, the total cost of services and the net cost of services. That is, it identifies the cost of these services supported by tax revenue and unrestricted State grants and entitlements.

	Total Cost of Services <u>2013</u>	Net Cost of Services <u>2013</u>	Total Cost of Services <u>2012</u>	Net Cost of Services <u>2012</u>
Program expenses:				
Instruction:				
Regular	\$ 17,117,527	\$ 15,471,369	\$ 16,497,222	\$ 14,729,044
Special	5,246,168	3,739,312	5,718,865	4,061,367
Vocational	2,691,536	2,378,965	2,225,846	1,915,248
Adult/continuing	106,186	56,879	302,142	75,633
Other	250,502	250,502	147,761	147,761
Support services:				
Pupil	1,373,945	1,361,170	1,503,162	1,319,776
Instructional staff	2,977,984	2,649,931	2,863,271	2,710,776
Board of education	30,199	30,199	54,953	54,953
Administration	2,892,283	2,586,169	2,922,404	2,584,597
Fiscal	804,772	804,772	1,046,472	1,046,472
Business	342,859	342,859	331,140	331,140
Operations and maintenance	4,875,462	4,858,645	5,184,706	5,172,180
Pupil transportation	1,925,745	1,776,330	1,925,926	1,781,958
Central	694	694	-	-
Operation of non-instructional services:				
Food service operations	1,672,076	(3,890)	1,723,169	23,772
Other non-instructional services	404,640	3,592	347,181	(10,033)
Extracurricular activities	1,197,620	818,828	1,148,962	777,726
Interest and fiscal charges	1,578,748	1,578,748	1,829,796	1,829,796
Total	<u>\$ 45,488,946</u>	<u>\$ 38,705,074</u>	<u>\$ 45,772,978</u>	<u>\$ 38,552,166</u>

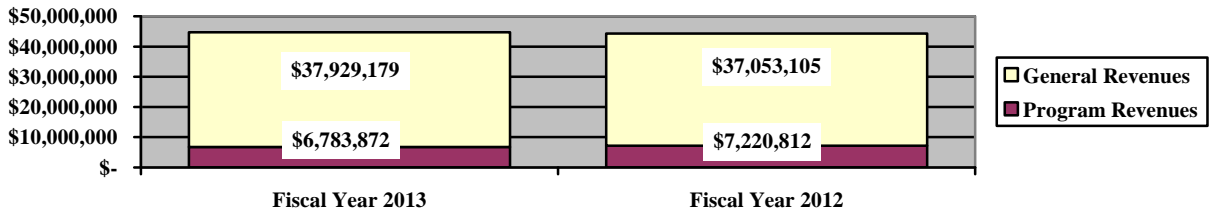
**OREGON CITY SCHOOL DISTRICT
LUCAS COUNTY, OHIO**

MANAGEMENT'S DISCUSSION AND ANALYSIS
FOR THE FISCAL YEAR ENDED JUNE 30, 2013
(UNAUDITED)

The dependence upon tax and other general revenues for governmental activities is apparent; 86.17% of instruction activities are supported through taxes and other general revenues. For all governmental activities, general revenue support is 85.09%. The District's taxpayers and unrestricted grants and entitlements from the State of Ohio, as a whole, are by far the primary support for District students.

The graph below presents the District's governmental activities revenue for fiscal years 2013 and 2012.

Governmental Activities - General and Program Revenues



The District's Funds

The District's governmental funds (as presented on the balance sheet on page 18) reported a combined fund balance of \$12,477,645, which is \$477,106 higher than last year's total of \$12,000,539. The schedule below indicates the fund balance and the total change in fund balance as of June 30, 2013 and 2012.

	Fund Balance <u>June 30, 2013</u>	Fund Balance <u>June 30, 2012</u>	Increase/ <u>(Decrease)</u>
General fund	\$ 6,816,091	\$ 7,089,655	\$ (273,564)
Nonmajor governmental funds	<u>5,661,554</u>	<u>4,910,884</u>	<u>750,670</u>
Total	<u>\$ 12,477,645</u>	<u>\$ 12,000,539</u>	<u>\$ 477,106</u>

An analysis of the general fund's revenues and expenditures is provided on the following page.

**OREGON CITY SCHOOL DISTRICT
LUCAS COUNTY, OHIO**

MANAGEMENT'S DISCUSSION AND ANALYSIS
FOR THE FISCAL YEAR ENDED JUNE 30, 2013
(UNAUDITED)

General Fund

During fiscal year 2013, the District's general fund balance decreased \$273,564. The table that follows assists in illustrating the financial activities of the general fund.

	<u>2013</u> Amount	<u>2012</u> Amount	Percentage <u>Change</u>
<u>Revenues:</u>			
Property taxes	\$ 18,892,611	\$ 19,525,867	(3.24) %
Payment in lieu of taxes	202,383	187,454	7.96 %
Tuition	1,224,833	1,323,191	(7.43) %
Earnings on investments	14,419	35,211	(59.05) %
Intergovernmental	16,080,352	16,737,812	(3.93) %
Other revenues	<u>418,757</u>	<u>414,694</u>	0.98 %
Total	<u>\$ 36,833,355</u>	<u>\$ 38,224,229</u>	(3.64) %
<u>Expenditures:</u>			
Instruction	\$ 23,082,541	\$ 22,535,718	2.43 %
Support services	12,960,744	12,812,115	1.16 %
Operation of non-instructional services	-	991	(100.00) %
Extracurricular activities	830,009	760,317	9.17 %
Debt service	<u>154,130</u>	<u>330,409</u>	(53.35) %
Total	<u>\$ 37,027,424</u>	<u>\$ 36,439,550</u>	1.61 %

The Lucas County Auditor conducted a re-appraisal of property in 2012, the result of which was a sizable reduction in the assessed property values within the District. This was the primary cause of the decline in property taxes revenue. The second largest category of revenue for the general fund, intergovernmental revenue, also decreased as a result of the phase-out of the tangible personal property tax reimbursements from the State. Overall, there were no significant changes in general fund expenditures. The overall increase was a result of slightly higher costs for salaries, wages and employee benefits, particularly insurance benefits. The District refinanced its energy conservation bonds in fiscal year 2012, which resulted in reduced debt service interest expenditures in fiscal year 2013.

General Fund Budgeting Highlights

The District's budget is prepared according to Ohio law and is based on accounting for certain transactions on a basis of cash receipts, disbursements and encumbrances. The most significant budgeted fund is the general fund.

During the course of fiscal year 2013, the District amended its general fund budget as needed. Original budgeted revenues and other financing sources of \$37,203,179 were decreased slightly to \$37,013,065 in the final budget. Actual revenues and other financing sources for fiscal year 2013 were \$37,144,259 which is \$131,194 more than the final budgeted revenues.

General fund original appropriations (appropriated expenditures plus other financing uses) of \$38,589,747 were increased slightly to \$38,810,736 in the final budget. The actual budget basis expenditures and other financing uses for fiscal year 2013 totaled \$37,933,629, which is \$877,107 or 2.26% less than the final budget appropriations.

**OREGON CITY SCHOOL DISTRICT
LUCAS COUNTY, OHIO**

MANAGEMENT'S DISCUSSION AND ANALYSIS
FOR THE FISCAL YEAR ENDED JUNE 30, 2013
(UNAUDITED)

Actual regular instruction expenditures were \$474,185 or 2.28% lower than in the final budget, mainly due to purchases of supplies that were delayed until the following year. The most significant negative variance in general fund was for special instruction expenditures, which were \$322,977 or 7.59% higher than the final budget. This variance was mostly due to an increase in purchased professional services related to the District's programs for handicapped children.

Capital Assets and Debt Administration

Capital Assets

At the end of fiscal year 2013, the District had \$55,623,315 invested in land, land improvements, buildings and improvements, furniture and equipment, vehicles and infrastructure. This entire amount is reported in governmental activities. The following table shows fiscal 2013 balances compared to 2012:

Capital Assets at June 30 (Net of Depreciation)

	Governmental Activities	
	2013	2012
Land	\$ 495,967	\$ 495,967
Land improvements	292,016	202,699
Buildings and improvements	52,658,681	53,852,147
Furniture and equipment	1,093,656	1,236,042
Vehicles	650,973	809,408
Infrastructure	432,022	274,118
Total	\$ 55,623,315	\$ 56,870,381

The overall decrease in capital assets of \$1,247,066 is due to depreciation expense of \$1,550,578 and disposals, net of accumulated depreciation, of \$10,237 exceeding capital outlays of \$313,749 in fiscal year 2013. See Note 9 to the basic financial statements for additional information on the District's capital assets.

Debt Administration

At June 30, 2013, the District had \$36,340,817 in general obligation bonds, \$2,407,520 in energy conservation bonds and a \$241,866 capital lease obligation outstanding. Of these totals, \$2,374,617 is due within one year and \$36,615,586 is due in more than one year. The following table summarizes the governmental activities bonds outstanding.

Outstanding Debt, at Year End

	June 30, 2013	June 30, 2012
General obligation bonds	\$ 36,340,817	\$ 37,430,079
Energy conservation bonds	2,407,520	2,500,986
Capital lease obligation	241,866	-
Total	\$ 38,990,203	\$ 39,931,065

See Note 10 to the basic financial statements for additional information on the District's debt administration.

**OREGON CITY SCHOOL DISTRICT
LUCAS COUNTY, OHIO**

MANAGEMENT'S DISCUSSION AND ANALYSIS
FOR THE FISCAL YEAR ENDED JUNE 30, 2013
(UNAUDITED)

Current Related Financial Activities

The District is primarily a suburban school district located on the eastern edge of Lucas County, which relies heavily on the local taxpayers for general fund revenue. The District received only approximately 25% of its revenue from the State Educational Foundation funding formula. The systematic elimination of the tangible personal property tax under House Bill 66 and reductions in the State's temporary reimbursement of the loss has been a major concern for the District. The District has also suffered with an unintended consequence of House Bill 66 with the loss of monies previously abated from local companies of over \$1.3 million. The State is not compensating the District for this lost revenue.

The fiscal year 2012 - fiscal year 2013 biennial budget passed by the Ohio legislature accelerated the reduction of the State's reimbursement of monies paid to Oregon schools to replace monies lost through H.B. 66 as mentioned above. While the District has been reducing expenditures and planning for the loss of this income, the ability of the legislature to change the process of reimbursement with just a quick motion puts a large revenue stream in a state of flux and uncertainty.

A 4.4 mill bond levy was approved by the District's residents in November 2004. Proceeds from this bond have been used to renovate three elementary schools and Clay High School along with construction of one new elementary school and demolition of older sections of Clay High School. Construction/demolition is complete and the projects are being closed out. The District is still holding the old Coy Elementary property for sale. An auction was held for this property but the top bid was rejected. Demolition of the old Coy building using permanent improvement funds was completed during fiscal year 2012. The Board is hoping this will increase the ability to sell this property.

The District has experienced fairly stable enrollment in the last several years. The Board of Education approved allowing open enrollment of students according to space during the 2009-2010 school year as well as school employees' children regardless of grade level. This was done to increase operational efficiencies and is projected to bring in approximately \$931,555 in additional State funds. The District serves approximately 3,821 students and employs 237 certified, 149 classified, and 22 administrative staff members. Certified employees accepted a 0% increase on base pay but received a step increase for fiscal years 2012 through 2014. The classified and administrative staff received varying percentage increases in base for fiscal year 2012 with 0% and step increases for fiscal years 2013 and 2014. All employees are paying higher deductibles for medical insurance along with paying a 15% share of medical premiums. This cooperation greatly improved the financial picture for the District. Union contracts are in place through fiscal year 2014.

Another area of savings has been the closure of the Wynn Elementary school building. The building was closed for the 2011-2012 school year with staff and students combined into Jerusalem Elementary for additional budgetary savings. Wynn has now been re-opened as a satellite location for NWOCA and other entities, providing rental income to offset regular building maintenance expenses.

The Oregon community approved a new 5.9 mill operating levy in March 2008. Fiscal year 2010 was the first full year of collection for this new operating levy. Unfortunately, property values have continued to decline in the Oregon district which means that this levy has brought in less money than originally anticipated. The Board of Education approved additional budgetary reductions for fiscal year 2010 totaling approximately \$3.5 million to ensure the District's financial stability for another year. The Board placed a 5.9 mill emergency operating levy on the November 2, 2010 ballot. This levy was soundly defeated by the community causing the Board to further reduce the operating budget by 2.4 million dollars for the 2011-2012 school year. The major stumbling block for the District's budget is the upcoming reduction of payments from the State of Ohio for the replacement of tangible personal property taxes.

**OREGON CITY SCHOOL DISTRICT
LUCAS COUNTY, OHIO**

**MANAGEMENT'S DISCUSSION AND ANALYSIS
FOR THE FISCAL YEAR ENDED JUNE 30, 2013
(UNAUDITED)**

The Board of Education will continue to review options for replacing the monies which have been lost due to House Bill 66. The current budgetary crisis at the State level creates instability in the District's future. There are major unknown factors which would create large losses in our revenue stream.

The Oregon and Jerusalem community passed a renewal of a 2.0 mill permanent improvement levy in the May 7, 2013 election. This renewal enables the District to continue to maintain our properties and invest in additional technology for another 5 year term. This levy will maintain uninterrupted collection of these funds until 2018.

These are tough times for the District as we look for ways to maintain outstanding student services and achievement in a challenging financial environment.

Contacting the District's Financial Management

This financial report is designed to provide our citizens, taxpayers, investors and creditors with a general overview of the District's finances and to show the District's accountability for the money it receives. If you have questions about this report or need additional financial information contact Jane Fruth, Treasurer, Oregon City School District, 5721 Seaman Road, Oregon, Ohio 43616.

THIS PAGE IS INTENTIONALLY LEFT BLANK

**OREGON CITY SCHOOL DISTRICT
LUCAS COUNTY, OHIO**

STATEMENT OF NET POSITION
JUNE 30, 2013

	Primary Government	Component Unit
	Governmental Activities	Eagle Learning Center
Assets:		
Equity in pooled cash and investments	\$ 16,246,873	\$ 846,123
Receivables:		
Property taxes	21,819,261	-
Payment in lieu of taxes	214,000	-
Accounts	11,806	7,700
Intergovernmental	422,417	-
Accrued interest	8,997	-
Prepayments	45,565	4,168
Materials and supplies inventory	18,740	-
Capital assets:		
Land	495,967	-
Depreciable capital assets, net	55,127,348	95,794
Capital assets, net	55,623,315	95,794
Total assets	94,410,974	953,785
Deferred outflows of resources:		
Unamortized deferred charges on debt refunding	3,436,163	-
Total deferred outflows of resources	3,436,163	-
Liabilities:		
Accounts payable	632,992	1,097
Accrued wages and benefits payable	3,048,653	-
Pension obligation payable	736,498	-
Intergovernmental payable	162,473	29,604
Accrued interest payable	97,153	-
Long-term liabilities:		
Due within one year	2,792,300	-
Due in more than one year	47,050,288	-
Total liabilities	54,520,357	30,701
Deferred inflows of resources:		
Property taxes levied for the next fiscal year	20,193,538	-
Payments in lieu of taxes levied for the next fiscal year	214,000	-
Total deferred inflows of resources	20,407,538	-
Net position:		
Net investment in capital assets	16,013,673	95,794
Restricted for:		
Capital projects	3,140,989	-
Debt service	1,709,679	-
State funded programs	92,941	10,000
Federally funded programs	24,674	-
Student activities	115,733	-
Other purposes	288,894	-
Unrestricted	1,532,659	817,290
Total net position	\$ 22,919,242	\$ 923,084

SEE ACCOMPANYING NOTES TO THE BASIC FINANCIAL STATEMENTS

**OREGON CITY SCHOOL DISTRICT
LUCAS COUNTY, OHIO**

STATEMENT OF ACTIVITIES
FOR THE FISCAL YEAR ENDED JUNE 30, 2013

	Program Revenues			Net (Expense) Revenue and Changes in Net Position	
	Expenses	Charges for Services and Sales	Operating Grants and Contributions	Primary Government	Component Unit
				Governmental Activities	Eagle Learning Center
Governmental activities:					
Instruction:					
Regular	\$ 17,117,527	\$ 1,386,968	\$ 259,190	\$ (15,471,369)	\$ -
Special	5,246,168	-	1,506,856	(3,739,312)	-
Vocational	2,691,536	16,908	295,663	(2,378,965)	-
Adult/continuing	106,186	49,307	-	(56,879)	-
Other	250,502	-	-	(250,502)	-
Support services:					
Pupil.	1,373,945	-	12,775	(1,361,170)	-
Instructional staff	2,977,984	-	328,053	(2,649,931)	-
Board of education	30,199	-	-	(30,199)	-
Administration.	2,892,283	-	306,114	(2,586,169)	-
Fiscal.	804,772	-	-	(804,772)	-
Business.	342,859	-	-	(342,859)	-
Operations and maintenance	4,875,462	16,817	-	(4,858,645)	-
Pupil transportation.	1,925,745	-	149,415	(1,776,330)	-
Central	694	-	-	(694)	-
Operation of non-instructional services:					
Food service operations	1,672,076	717,347	958,619	3,890	-
Other non-instructional services	404,640	-	401,048	(3,592)	-
Extracurricular activities.	1,197,620	378,792	-	(818,828)	-
Interest and fiscal charges	1,578,748	-	-	(1,578,748)	-
Total governmental activities	\$ 45,488,946	\$ 2,566,139	\$ 4,217,733	(38,705,074)	-
Component unit					
Eagle Learning Center.	\$ 719,166	\$ -	\$ 420,735	-	(298,431)
General revenues:					
Property taxes levied for:					
General purposes				18,685,948	-
Debt service.				2,223,021	-
Capital outlay.				869,757	-
Payments in lieu of taxes.				202,383	-
Grants and entitlements not restricted to specific programs					
Investment earnings				15,842,210	-
Miscellaneous				30,829	840
				75,031	44,853
Total general revenues				37,929,179	45,693
Change in net position				(775,895)	(252,738)
Net position at beginning of year (restated) .				23,695,137	1,175,822
Net position at end of year				\$ 22,919,242	\$ 923,084

SEE ACCOMPANYING NOTES TO THE BASIC FINANCIAL STATEMENTS

**OREGON CITY SCHOOL DISTRICT
LUCAS COUNTY, OHIO**

BALANCE SHEET
GOVERNMENTAL FUNDS
JUNE 30, 2013

	General	Nonmajor Governmental Funds	Total Governmental Funds
Assets:			
Equity in pooled cash and investments	\$ 10,202,691	\$ 6,044,182	\$ 16,246,873
Receivables:			
Property taxes	18,866,312	2,952,949	21,819,261
Payment in lieu of taxes	214,000	-	214,000
Accounts	8,952	2,854	11,806
Intergovernmental	348,892	73,525	422,417
Accrued interest	8,997	-	8,997
Interfund loans	154,761	-	154,761
Prepayments	45,565	-	45,565
Materials and supplies inventory	-	18,740	18,740
Total assets	<u>\$ 29,850,170</u>	<u>\$ 9,092,250</u>	<u>\$ 38,942,420</u>
Liabilities:			
Accounts payable	\$ 442,003	\$ 190,989	\$ 632,992
Accrued wages and benefits payable	2,913,686	134,967	3,048,653
Compensated absences payable	254,458	-	254,458
Health care reimbursement payable	16,717	-	16,717
Pension obligation payable	682,710	53,788	736,498
Intergovernmental payable	153,755	8,718	162,473
Interfund loans payable	-	154,761	154,761
Total liabilities	<u>4,463,329</u>	<u>543,223</u>	<u>5,006,552</u>
Deferred inflows of resources:			
Property taxes levied for the next fiscal year	17,473,972	2,719,566	20,193,538
Delinquent property tax revenue not available	657,966	102,949	760,915
Accrued interest not available	4,736	-	4,736
Other nonexchange transactions not available	220,076	64,958	285,034
Payments in lieu of taxes levied for the next fiscal year	214,000	-	214,000
Total deferred inflows of resources	<u>18,570,750</u>	<u>2,887,473</u>	<u>21,458,223</u>
Fund balances:			
Nonspendable:			
Materials and supplies inventory	-	18,740	18,740
Prepays	45,565	-	45,565
Restricted:			
Debt service	-	1,807,138	1,807,138
Capital improvements	-	3,113,028	3,113,028
Food service operations	-	445,422	445,422
Non-public schools	-	22,039	22,039
Special education	-	30,824	30,824
Targeted academic assistance	-	20,476	20,476
Vocational education	-	1,759	1,759
Other purposes	-	90,808	90,808
Extracurricular	-	115,733	115,733
Committed:			
Termination benefits	533,735	-	533,735
Assigned:			
Student instruction	64,076	-	64,076
Student and staff support	385,181	-	385,181
Subsequent year's appropriations	807,212	-	807,212
Other purposes	17,962	-	17,962
Unassigned (deficit)	4,962,360	(4,413)	4,957,947
Total fund balances	<u>6,816,091</u>	<u>5,661,554</u>	<u>12,477,645</u>
Total liabilities, deferred inflows and fund balances	<u>\$ 29,850,170</u>	<u>\$ 9,092,250</u>	<u>\$ 38,942,420</u>

SEE ACCOMPANYING NOTES TO THE BASIC FINANCIAL STATEMENTS

**OREGON CITY SCHOOL DISTRICT
LUCAS COUNTY, OHIO**

RECONCILIATION OF TOTAL GOVERNMENTAL FUND BALANCES TO
NET POSITION OF GOVERNMENTAL ACTIVITIES
JUNE 30, 2013

Total governmental fund balances		\$ 12,477,645
<i>Amounts reported for governmental activities on the statement of net position are different because:</i>		
Capital assets used in governmental activities are not financial resources and therefore are not reported in the funds.		55,623,315
Other long-term assets are not available to pay for current-period expenditures and therefore are deferred inflows in the funds.		
Property taxes receivable	\$ 760,915	
Accrued interest receivable	4,736	
Intergovernmental receivable	285,034	
Total		1,050,685
Unamortized premiums on bonds issued are not recognized in the funds.		(4,375,493)
Unamortized deferred amounts on refundings are not recognized in the funds.		3,436,163
Accrued interest payable is not due and payable in the current period and therefore is not reported in the funds.		(97,153)
Long-term liabilities, including bonds payable, are not due and payable in the current period and therefore are not reported in the funds.		
General obligation bonds payable	(36,340,817)	
Energy conservation bonds payable	(2,407,520)	
Capital lease obligation	(241,866)	
Compensated absences payable	(6,190,701)	
Health care reimbursement payable	(15,016)	
Total		(45,195,920)
Net position of governmental activities		\$ 22,919,242

SEE ACCOMPANYING NOTES TO THE BASIC FINANCIAL STATEMENTS

**OREGON CITY SCHOOL DISTRICT
LUCAS COUNTY, OHIO**

STATEMENT OF REVENUES, EXPENDITURES AND CHANGES IN FUND BALANCES
GOVERNMENTAL FUNDS
FOR THE FISCAL YEAR ENDED JUNE 30, 2013

	<u>General</u>	<u>Nonmajor Governmental Funds</u>	<u>Total Governmental Funds</u>
Revenues:			
From local sources:			
Property taxes	\$ 18,892,611	\$ 3,112,345	\$ 22,004,956
Payment in lieu of taxes	202,383	-	202,383
Tuition.	1,224,833	63,740	1,288,573
Charges for services	-	715,946	715,946
Earnings on investments	14,419	20,622	35,041
Extracurricular.	100,315	210,177	310,492
Classroom materials and fees	156,392	-	156,392
Other local revenues	162,050	2,971	165,021
Intergovernmental - state	16,045,007	1,263,908	17,308,915
Intergovernmental - federal	35,345	2,711,286	2,746,631
Total revenues.	<u>36,833,355</u>	<u>8,100,995</u>	<u>44,934,350</u>
Expenditures:			
Current:			
Instruction:			
Regular.	15,847,007	345,054	16,192,061
Special	4,500,556	589,737	5,090,293
Vocational	2,423,836	-	2,423,836
Adult/continuing	60,640	45,546	106,186
Other	250,502	-	250,502
Support services:			
Pupil	1,414,558	365	1,414,923
Instructional staff	2,247,263	711,623	2,958,886
Board of education	30,199	-	30,199
Administration	2,477,230	259,774	2,737,004
Fiscal	828,930	55,315	884,245
Business.	336,709	-	336,709
Operations and maintenance	3,855,851	36,848	3,892,699
Pupil transportation	1,769,310	-	1,769,310
Central	694	-	694
Operation of non-instructional services:			
Food service operations.	-	1,613,430	1,613,430
Other non-instructional services	-	398,843	398,843
Extracurricular activities	830,009	301,707	1,131,716
Facilities acquisition and construction.	-	1,171,886	1,171,886
Debt service:			
Principal retirement.	120,000	1,197,792	1,317,792
Interest and fiscal charges	34,130	1,089,819	1,123,949
Bond issuance costs	-	527,540	527,540
Total expenditures	<u>37,027,424</u>	<u>8,345,279</u>	<u>45,372,703</u>
Excess of expenditures over revenues.	<u>(194,069)</u>	<u>(244,284)</u>	<u>(438,353)</u>
Other financing sources (uses):			
Premium on issuance of refunding bonds	-	4,331,463	4,331,463
Issuance of refunding bonds	-	33,959,971	33,959,971
Payment to refunded bond escrow agent.	-	(37,763,894)	(37,763,894)
Capital lease transaction	-	366,804	366,804
Sale/loss of assets	19,710	9,361	29,071
Transfers in.	-	99,205	99,205
Transfers (out)	(99,205)	-	(99,205)
Total other financing sources (uses)	<u>(79,495)</u>	<u>1,002,910</u>	<u>923,415</u>
Net change in fund balances	(273,564)	758,626	485,062
Fund balances at beginning of year	7,089,655	4,910,884	12,000,539
Decrease in reserve for inventory	-	(7,956)	(7,956)
Fund balances at end of year.	<u>\$ 6,816,091</u>	<u>\$ 5,661,554</u>	<u>\$ 12,477,645</u>

SEE ACCOMPANYING NOTES TO THE BASIC FINANCIAL STATEMENTS

**OREGON CITY SCHOOL DISTRICT
LUCAS COUNTY, OHIO**

RECONCILIATION OF THE STATEMENT OF REVENUES, EXPENDITURES
AND CHANGES IN FUND BALANCES OF GOVERNMENTAL FUNDS
TO THE STATEMENT OF ACTIVITIES
FOR THE FISCAL YEAR ENDED JUNE 30, 2013

Net change in fund balances - total governmental funds	\$	485,062
<i>Amounts reported for governmental activities in the statement of activities are different because:</i>		
Governmental funds report capital outlays as expenditures. However, in the statement of activities, the cost of those assets is allocated over their estimated useful lives as depreciation expense.		
Capital asset additions	\$ 313,749	
Current year depreciation	(1,550,578)	
Total		(1,236,829)
The net effect of various miscellaneous transactions involving capital assets (i.e., sales, disposals, trade-ins, and donations) is to decrease net position.		
		(10,237)
Governmental funds report expenditures for inventory when purchased. However, in the statement of activities they are reported as an expense when consumed.		
		(7,956)
Revenues in the statement of activities that do not provide current financial resources are not reported as revenues in the funds.		
Delinquent property taxes	(226,230)	
Intergovernmental revenue	38,960	
Earnings on investments	(1,511)	
Total		(188,781)
Repayment of bond principal is an expenditure in the governmental funds, but the repayment reduces long-term liabilities on the statement of net position.		
		1,317,792
The issuance of refunding bonds and the capital lease transaction are recorded as other financing sources in the funds; however, in the statement of activities they are not reported as other financing sources as they increase liabilities on the statement of net position.		
		(34,326,775)
The payment to refunded bond escrow agent for the retirement of bonds is an other financing use in the governmental funds but the payment reduces long-term liabilities on the statement of net position.		
		37,763,894
Premiums on the issuance of bonds are amortized over the life of the issuance in the statement of activities.		
		(4,331,463)
In the statement of activities, interest is accrued on outstanding bonds, whereas in governmental funds, an interest expenditure is reported when due. The following items resulted in less interest being reported in the statement of activities:		
Decrease in accrued interest payable	47,665	
Accreted interest on capital appreciation bonds	(82,301)	
Payment of accreted interest on capital appreciation bonds	72,146	
Amortization of bond premiums	72,100	
Amortization of deferred charges on refunding	(36,869)	
Total		72,741
Some expenses reported in the statement of activities, such as compensated absences and health care reimbursement, do not require the use of current financial resources and therefore are not reported as expenditures in the funds.		
		(313,343)
Change in net position of governmental activities	\$	(775,895)

SEE ACCOMPANYING NOTES TO THE BASIC FINANCIAL STATEMENTS

**OREGON CITY SCHOOL DISTRICT
LUCAS COUNTY, OHIO**

STATEMENT OF REVENUES, EXPENDITURES AND CHANGES IN
FUND BALANCE - BUDGET AND ACTUAL (NON-GAAP BUDGETARY BASIS)
GENERAL FUND
FOR THE FISCAL YEAR ENDED JUNE 30, 2013

	<u>Budgeted Amounts</u>		<u>Actual</u>	<u>Variance with Final Budget Positive (Negative)</u>
	<u>Original</u>	<u>Final</u>		
Revenues:				
From local sources:				
Property taxes	\$ 18,900,000	\$ 18,917,000	\$ 18,906,035	\$ (10,965)
Payment in lieu of taxes.	214,000	214,000	202,383	(11,617)
Tuition.	1,308,780	1,161,555	1,224,833	63,278
Earnings on investments.	62,470	62,470	50,134	(12,336)
Extracurricular.	61,500	61,500	99,605	38,105
Classroom materials and fees	167,250	167,250	155,093	(12,157)
Other local revenues	47,100	47,100	61,667	14,567
Intergovernmental - state	15,727,079	15,987,190	16,045,007	57,817
Intergovernmental - federal	50,000	30,000	32,501	2,501
Total revenues	<u>36,538,179</u>	<u>36,648,065</u>	<u>36,777,258</u>	<u>129,193</u>
Expenditures:				
Current:				
Instruction:				
Regular	16,462,959	16,444,373	15,970,188	474,185
Special.	4,205,939	4,252,856	4,575,833	(322,977)
Vocational.	2,423,998	2,451,038	2,444,737	6,301
Adult/continuing.	60,380	61,054	60,377	677
Other.	215,275	217,676	250,280	(32,604)
Support services:				
Pupil.	1,507,178	1,523,991	1,419,143	104,848
Instructional staff	2,337,169	2,363,240	2,331,541	31,699
Board of education	51,921	52,500	42,290	10,210
Administration.	2,546,221	2,574,624	2,494,752	79,872
Fiscal	925,327	935,649	881,041	54,608
Business	345,110	348,960	343,145	5,815
Operations and maintenance.	4,195,969	4,242,775	4,157,133	85,642
Pupil transportation	1,793,106	1,813,108	1,863,999	(50,891)
Central.	25,000	25,279	694	24,585
Extracurricular activities.	690,065	697,763	690,380	7,383
Debt service:				
Principal.	120,000	121,339	120,000	1,339
Interest and fiscal charges.	34,130	34,511	34,130	381
Total expenditures	<u>37,939,747</u>	<u>38,160,736</u>	<u>37,679,663</u>	<u>481,073</u>
Excess of expenditures over revenues	<u>(1,401,568)</u>	<u>(1,512,671)</u>	<u>(902,405)</u>	<u>610,266</u>
Other financing sources (uses):				
Refund of prior year's expenditures.	15,000	15,000	-	(15,000)
Sale/loss of assets	-	-	20,556	20,556
Transfers (out).	(65,000)	(65,000)	(99,205)	(34,205)
Advances in.	650,000	350,000	346,445	(3,555)
Advances (out)	(585,000)	(585,000)	(154,761)	430,239
Total other financing sources (uses)	<u>15,000</u>	<u>(285,000)</u>	<u>113,035</u>	<u>398,035</u>
Net change in fund balance	<u>(1,386,568)</u>	<u>(1,797,671)</u>	<u>(789,370)</u>	<u>1,008,301</u>
Fund balance at beginning of year	8,800,974	8,800,974	8,800,974	-
Prior year encumbrances appropriated.	785,731	785,731	785,731	-
Fund balance at end of year	<u>\$ 8,200,137</u>	<u>\$ 7,789,034</u>	<u>\$ 8,797,335</u>	<u>\$ 1,008,301</u>

SEE ACCOMPANYING NOTES TO THE BASIC FINANCIAL STATEMENTS

**OREGON CITY SCHOOL DISTRICT
LUCAS COUNTY, OHIO**

STATEMENT OF FIDUCIARY NET POSITION
FIDUCIARY FUNDS
JUNE 30, 2013

	Private Purpose Trust	
	Scholarships	Agency
Assets:		
Equity in pooled cash and investments	\$ 433,710	\$ 170,569
Receivables:		
Accounts	-	94
Total assets.	433,710	\$ 170,663
Liabilities:		
Accounts payable.	41,338	\$ 2,843
Due to students.	-	146,004
Undistributed monies.	-	21,816
Total liabilities	41,338	\$ 170,663
Net position:		
Held in trust for scholarships	130,572	
Endowment	261,800	
Total net position	\$ 392,372	

SEE ACCOMPANYING NOTES TO THE BASIC FINANCIAL STATEMENTS

**OREGON CITY SCHOOL DISTRICT
LUCAS COUNTY, OHIO**

STATEMENT OF CHANGES IN FIDUCIARY NET POSITION
FIDUCIARY FUNDS
FOR THE FISCAL YEAR ENDED JUNE 30, 2013

	Private Purpose Trust
	Scholarships
Additions:	
Interest.	\$ 6,222
Gifts and contributions	102,410
Total additions.	108,632
 Deductions:	
Scholarships awarded	94,456
 Change in net position.	14,176
 Net position at beginning of year.	378,196
Net position at end of year	\$ 392,372

SEE ACCOMPANYING NOTES TO THE BASIC FINANCIAL STATEMENTS

THIS PAGE IS INTENTIONALLY LEFT BLANK

**OREGON CITY SCHOOL DISTRICT
LUCAS COUNTY, OHIO**

NOTES TO THE BASIC FINANCIAL STATEMENTS
FOR THE FISCAL YEAR ENDED JUNE 30, 2013

NOTE 1 - DESCRIPTION OF THE SCHOOL DISTRICT

Oregon City School District (the “District”) is organized under Article VI, Sections 2 and 3 of the Constitution of the State of Ohio. The District operates under a locally-elected Board form of government consisting of five members elected at-large for staggered four year terms. The District provides educational services as authorized by State and federal guidelines.

The District is located in Lucas County, and includes all of the City of Oregon, and portions of surrounding townships. It is staffed by 149 classified employees, 237 certified teaching personnel, and 22 administrative employees who provide services to approximately 3,821 students and other community members. The District currently operates three elementary schools, two middle schools, and one comprehensive high school.

NOTE 2 - SUMMARY OF SIGNIFICANT ACCOUNTING POLICIES

The basic financial statements of Oregon City School District have been prepared in conformity with generally accepted accounting principles (GAAP) as applied to governmental units. The Governmental Accounting Standards Board (GASB) is the accepted standard-setting body for establishing governmental accounting and financial reporting principles.

Following are the more significant of the District’s accounting policies:

A. Reporting Entity

The reporting entity has been defined in accordance with GASB Statement No. 14, “The Financial Reporting Entity” as amended by GASB Statement No. 39, “Determining Whether Certain Organizations Are Component Units” and GASB Statement No. 61, “The Financial Reporting Entity: Omnibus an Amendment of GASB Statements No. 14 and No. 34”. The reporting entity is composed of the primary government and component units. The primary government consists of all funds, departments, boards and agencies that are not legally separate from the District. For the District, this includes general operations, food service, and student related activities of the District.

The following activity is also included within the District’s reporting entity:

Within the District boundaries, Cardinal Stritch High School is operated as a private school. Current State legislation provides funding to this parochial school. The monies are received and disbursed on behalf of the parochial school by the Treasurer of the District, as directed by the parochial school. This activity is reflected in a nonmajor governmental fund for financial reporting purposes by the District.

**OREGON CITY SCHOOL DISTRICT
LUCAS COUNTY, OHIO**

NOTES TO THE BASIC FINANCIAL STATEMENTS
FOR THE FISCAL YEAR ENDED JUNE 30, 2013

NOTE 2 - SUMMARY OF SIGNIFICANT ACCOUNTING POLICIES - (Continued)

Component units are legally separate organizations for which the District is financially accountable. The District is financially accountable for an organization if the District appoints a voting majority of the organization's Governing Board and (1) the District is able to significantly influence the programs or services performed or provided by the organization; or (2) the District is legally entitled to or can otherwise access the organization's resources; or (3) the District is legally obligated or has otherwise assumed the responsibility to finance the deficits of, or provide financial support to, the organization; or (4) the District is obligated for the debt of the organization. Component units may also include organizations that are fiscally dependent on the District in that the District approves the budget, the issuance of debt or the levying of taxes. Certain organizations are also included as component units if the nature and significance of the relationship between the primary government and the organization is such that exclusion by the primary government would render the primary government's financial statements incomplete or misleading. Based upon the application of these criteria, the District has one component unit. The basic financial statements of the reporting entity include those of the District (the primary government) and of Eagle Learning Center, Inc. (component unit).

The following organizations are described due to their relationship to the District:

DISCRETELY PRESENTED COMPONENT UNIT

The Eagle Learning Center, Inc. (the "Learning Center") is a legally separate, non-profit corporation established pursuant to Ohio Revised Code Chapter 3314. The Learning Center is a conversion school that addresses the needs of students who desire a curriculum delivery system that allows for individualized self-paced instruction through distance learning technologies. The mission of the Learning Center is to provide a pathway for life-long educational pursuits, employment opportunities, and responsible citizenry. The Learning Center is governed by a seven voting and two non-voting member Board of Directors which are appointed by the District. The Learning Center Board of Directors may adopt budgets, hire and fire employees, and receive funding from the Ohio Department of Education. The District is able to impose its will upon the operations for the Learning Center; therefore, the Learning Center is considered a discretely presented component unit of the District. Separately issued financial statements can be obtained from the Treasurer of the Eagle Learning Center at 5721 Seaman Rd., Oregon, Ohio 43616.

JOINTLY GOVERNED ORGANIZATIONS

Northwest Ohio Computer Association

The District is a participant in the Northwest Ohio Computer Association (NWOCA), which is a computer consortium. NWOCA is an association of educational entities within the boundaries of Defiance, Fulton, Henry, Lucas, Williams, and Wood Counties. The organization was formed for the purpose of applying modern technology with the aid of computers and other electronic equipment to administrative and instructional functions among member educational entities.

The NWOCA Assembly consists of the superintendent from each participating educational entity and a representative from the fiscal agent. The Assembly elects the governing council of two representatives from each of the six counties in which member educational entities are located and the representative from the member educational entity serving as fiscal agent for NWOCA. The degree of control exercised by any participating educational entity is limited to its representation on the Board. Financial information can be obtained from the Northwest Ohio Computer Association, 209 Nolan Parkway, Archbold, Ohio 43502.

**OREGON CITY SCHOOL DISTRICT
LUCAS COUNTY, OHIO**

NOTES TO THE BASIC FINANCIAL STATEMENTS
FOR THE FISCAL YEAR ENDED JUNE 30, 2013

NOTE 2 - SUMMARY OF SIGNIFICANT ACCOUNTING POLICIES - (Continued)

Northern Buckeye Education Council

The Northern Buckeye Education Council (NBEC) was established in 1979 to foster cooperation among educational entities located in Defiance, Fulton, Henry, Lucas, Williams, and Wood Counties. NBEC is organized under Ohio laws as a regional council of governments pursuant to a written agreement entered into by its member educational entities and bylaws adopted by the representatives of the member educational entities. NBEC is governed by an elected Board consisting of two representatives from each of the six counties in which the member educational entities are located. The Board is elected from an Assembly consisting of a representative from each participating educational entity. Financial information can be obtained from the Northern Buckeye Education Council, 209 Nolan Parkway, Archbold, Ohio 43502.

Northwestern Ohio Educational Research Council, Inc.

The Northwestern Ohio Educational Research Council, Inc. (NOERC) is a jointly governed organization formed to bring educational entities into a better understanding of their common educational problems, facilitate and conduct practical educational research, coordinate educational research among members, provide a means for evaluating and disseminating the results of research, serve as a repository for research and legislative materials, and provide opportunities for training. The NOERC serves a twenty five county area in northwest Ohio. The Board of Directors consists of superintendents from two educational service centers, two exempted village school districts, five local school districts, and five city school districts, as well as representatives from two private or parochial schools, and three institutions of higher education. Each active member is entitled to one vote on all issues addressed by the Board of Directors. Financial information can be obtained from the Northwestern Ohio Educational Research Council, Inc., Box 456, Ashland, Ohio 44805.

Northwest Ohio Regional Professional Development Center

The Northwest Ohio Regional Professional Development Center (RPDC) is a jointly governed organization among the school districts in Defiance, Erie, Fulton, Henry, Lucas, Ottawa, Sandusky, Williams, and Wood counties. The RPDC focuses on the implementation of academic content standards and the deployment of State initiatives. All activities reflect definition of high quality professional development, including job-embedded, connected to strategic goals, sustained, intensive skill building, and measurement of impact on student learning.

The Center is governed by a fifteen member board made up of representatives from the participating school districts, the business community, and two institutions of higher learning. The degree of control exercised by any participating school district is limited to its representation on the Board. Financial information can be obtained from the Northwest Ohio Regional Professional Development Center, 414 Emerald Street, 2nd Floor, Toledo, Ohio 43602.

PUBLIC ENTITY RISK POOL

Southwestern Ohio Educational Purchasing Council

The District participates in the Southwestern Ohio Educational Purchasing Council (EPC) which is an insurance purchasing pool. The EPC's business and affairs are conducted by a six member committee consisting of various EPC representatives that are selected by the general assembly. The purpose of the EPC is to provide or obtain casualty, property, employer liability, general liability, risk management, professional liability, group coverage and other protections for participants.

**OREGON CITY SCHOOL DISTRICT
LUCAS COUNTY, OHIO**

NOTES TO THE BASIC FINANCIAL STATEMENTS
FOR THE FISCAL YEAR ENDED JUNE 30, 2013

NOTE 2 - SUMMARY OF SIGNIFICANT ACCOUNTING POLICIES - (Continued)

B. Fund Accounting

The District uses funds to maintain its financial records during the fiscal year. A fund is defined as a fiscal and accounting entity with a self-balancing set of accounts. The funds of the District are reported in two categories, governmental and fiduciary.

GOVERNMENTAL FUNDS

Governmental funds are those through which most governmental functions of the District are financed. Governmental fund reporting focuses on the sources, uses, and balances of current financial resources. Expendable assets are assigned to the various governmental funds according to the purposes for which they may or must be used. Current liabilities are assigned to the fund from which they will be paid. The difference between governmental fund assets and liabilities plus deferred inflows of resources is reported as fund balance. The following is the District's major governmental fund:

General fund -The general fund is used to account for and report all financial resources not accounted for and reported in another fund. The general fund balance is available for any purpose provided it is expended or transferred according to the general laws of Ohio.

Other governmental funds of the District are used to account for (a) financial resources that are restricted, committed, or assigned to expenditures for capital outlays including the acquisition or construction of capital facilities and other capital assets, (b) specific revenue sources that are restricted or committed to an expenditure for specified purposes other than debt service or capital projects and (c) financial resources that are restricted, committed, or assigned to expenditure for principal and interest.

FIDUCIARY FUNDS

Fiduciary fund reporting focuses on net position and changes in net position. The fiduciary fund category is split into four classifications: pension trust funds, investment trust funds, private purpose trust funds, and agency funds. Trust funds are used to account for assets held by the District under a trust agreement for individuals, private organizations, or other governments and are not available to support the District's own programs. The District's private purpose trust funds account for programs that provide college scholarships to students after graduation. Agency funds are custodial in nature (assets equal liabilities) and do not involve measurement of results of operations. The District's agency funds account for various faculty related and student-managed activities.

C. Basis of Presentation and Measurement Focus

Government-wide Financial Statements - The statement of net position and the statement of activities display information about the District as a whole. These statements include the financial activities of the primary government, except for fiduciary funds.

**OREGON CITY SCHOOL DISTRICT
LUCAS COUNTY, OHIO**

NOTES TO THE BASIC FINANCIAL STATEMENTS
FOR THE FISCAL YEAR ENDED JUNE 30, 2013

NOTE 2 - SUMMARY OF SIGNIFICANT ACCOUNTING POLICIES - (Continued)

The government-wide statement of activities presents a comparison between direct expenses and program revenues for each function or program of the governmental activities of the District. Direct expenses are those that are specifically associated with a service, program or department and therefore clearly identifiable to a particular function. Program revenues include amounts paid by the recipient of goods or services offered by the program and grants and contributions that are restricted to meeting the operational or capital requirements of a particular program. Revenues not classified as program revenues are presented as general revenues of the District.

The government-wide financial statements are prepared using the economic resources measurement focus. All assets, deferred outflows, liabilities and deferred inflows associated with the operation of the District are included on the statement of net position.

Fund Financial Statements - Fund financial statements report detailed information about the District. The focus of governmental fund financial statements is on major funds rather than reporting funds by type. Each major fund is presented in a separate column, and all nonmajor funds are aggregated into one column. Fiduciary funds are reported by fund type.

All governmental funds are accounted for using a flow of current financial resources measurement focus. With this measurement focus, only current assets and deferred outflows and current liabilities and deferred inflows generally are included on the balance sheet. The statement of revenues, expenditures and changes in fund balances reports on the sources (i.e., revenues and other financing sources) and uses (i.e., expenditures and other financing uses) of current financial resources. This approach differs from the manner in which the governmental activities of the government-wide financial statements are prepared. Governmental fund financial statements therefore include a reconciliation with brief explanations to better identify the relationship between the government-wide statements and the statements for governmental funds.

The private-purpose trust funds are reported using the economic resources measurement focus. Agency funds do not report a measurement focus as they do not report operations.

D. Basis of Accounting

Basis of accounting determines when transactions are recorded in the financial records and reported on the financial statements. Government-wide financial statements are prepared using the accrual basis of accounting. Governmental funds use the modified accrual basis of accounting. Fiduciary funds also use the accrual basis of accounting.

Revenues - Exchange and Non-exchange Transactions - Revenue resulting from exchange transactions, in which each party gives and receives essentially equal value, is recorded on the accrual basis when the exchange takes place. On a modified accrual basis, revenue is recorded in the fiscal year in which the resources are measurable and become available. Available means that the resources will be collected within the current fiscal year or are expected to be collected soon enough thereafter to be used to pay liabilities of the current fiscal year. For the District, available means expected to be received within sixty days of fiscal year end.

Nonexchange transactions, in which the District receives value without directly giving equal value in return, include property taxes, payments in lieu of taxes (PILOTs), grants, entitlements and donations. On an accrual basis, revenue from property taxes is recognized in the fiscal year for which the taxes are levied (See Note 6).

**OREGON CITY SCHOOL DISTRICT
LUCAS COUNTY, OHIO**

NOTES TO THE BASIC FINANCIAL STATEMENTS
FOR THE FISCAL YEAR ENDED JUNE 30, 2013

NOTE 2 - SUMMARY OF SIGNIFICANT ACCOUNTING POLICIES - (Continued)

Revenues from PILOTs, grants, entitlements and donations are recognized in the fiscal year in which all eligibility requirements have been satisfied. Eligibility requirements include timing requirements, which specify the year when the resources are required to be used or the fiscal year when use is first permitted, matching requirements, in which the District must provide local resources to be used for a specified purpose, and expenditure requirements, in which the resources are provided to the District on a reimbursement basis. On a modified accrual basis, revenue from nonexchange transactions must also be available before it can be recognized.

Under the modified accrual basis, the following revenue sources are considered to be both measurable and available at fiscal year end: property taxes available as an advance, interest, tuition, grants, student fees and rentals.

Deferred Inflows of Resources and Deferred Outflows of Resources - A deferred inflow of resources is an acquisition of net position by the District that is applicable to a future reporting period. A deferred outflow of resources is a consumption of net position by the District that is applicable to a future reporting period.

Property taxes for which there is an enforceable legal claim as of June 30, 2013, but which were levied to finance fiscal year 2014 operations, and other revenues received in advance of the fiscal year for which they were intended to finance, have been recorded as deferred inflows. Payment in lieu of taxes and grants not received within the available period, grants and entitlements received before the eligibility requirements are met, and delinquent property taxes due at June 30, 2013, are recorded as deferred inflows on the governmental fund financial statements.

On governmental fund financial statements, receivables that will not be collected within the available period have been reported as deferred inflows of resources.

Expenses/Expenditures - On the accrual basis of accounting, expenses are recognized at the time they are incurred. The entitlement value of donated commodities used during the year is reported in the statement of revenues, expenditures and changes in fund balances as an expenditure with a like amount reported as intergovernmental revenue.

The measurement focus of governmental fund accounting is on decreases in net financial resources (expenditures) rather than expenses. Expenditures are generally recognized in the accounting period in which the related fund liability is incurred, if measurable. Allocations of cost, such as depreciation and amortization, are not recognized in governmental funds.

**OREGON CITY SCHOOL DISTRICT
LUCAS COUNTY, OHIO**

NOTES TO THE BASIC FINANCIAL STATEMENTS
FOR THE FISCAL YEAR ENDED JUNE 30, 2013

NOTE 2 - SUMMARY OF SIGNIFICANT ACCOUNTING POLICIES - (Continued)

E. Budgetary Process

The budgetary process is prescribed by provisions of the Ohio Revised Code and entails the preparation of budgetary documents within an established timetable. The major documents prepared are the tax budget, the certificate of estimated resources, and the appropriation resolution, all of which are prepared on the budgetary basis of accounting. The certificate of estimated resources and the appropriations resolution are subject to amendment throughout the year with the legal restriction that appropriations cannot exceed estimated resources, as certified. All funds, other than agency funds, are legally required to be budgeted and appropriated. The legal level of budgetary control is at the fund level for all funds. Any budgetary modifications at these levels may only be made by resolution of the Board of Education. Although the legal level of budgetary control was established at the fund level of expenditures, the District has elected to present budgetary statement comparisons at the fund and function level of expenditures.

Tax Budget:

Prior to January 15, the Superintendent and Treasurer submit to the Board of Education a proposed operating budget for the fiscal year commencing the following July 1. The budget includes proposed expenditures and the means of financing for all funds. Public hearings are publicized and conducted to obtain taxpayers' comments. The purpose of this budget document is to reflect the need for existing (or increased) tax rates. By no later than January 20, the Board-adopted budget is filed with Lucas County Budget Commission for rate determination. The Lucas County Budget Commission waived the tax budget filing requirement for fiscal year 2013.

Estimated Resources:

By April 1, the Board of Education accepts, by formal resolution, the tax rates as determined by the Budget Commission and receives the Commission's certificate of estimated resources, which states the projected revenue of each fund. Prior to July 1, the District must revise its budget so that total contemplated expenditures from any fund during the ensuing year will not exceed the amount stated in the certificate of estimated resources. The revised budget then serves as the basis for the appropriation measure. On or about July 1, the certificate of estimated resources is amended to include any unencumbered cash balances from the preceding year. The certificate of estimated resources may be further amended during the year if projected increases or decreases in revenue are identified by the District Treasurer. The amounts reported in the budgetary statements reflect the amounts in the original and final amended certificate of estimated resources issued during the fiscal year.

Appropriations:

Upon receipt from the County Auditor of an amended certificate of estimated resources based on final assessed values and tax rates or a certificate saying no new certificate of estimated resources is necessary, the annual appropriation resolution is enacted by the Board of Education. Prior to the passage of the annual appropriation measure, the Board may pass a temporary appropriation measure to meet the ordinary expenses of the District. The appropriation resolution, by fund, must be within the estimated resources as certified by the County Budget Commission and the total of expenditures may not exceed the appropriation totals at the fund legal level of control. Any revisions that alter appropriations at the fund level must be approved by the Board of Education.

**OREGON CITY SCHOOL DISTRICT
LUCAS COUNTY, OHIO**

NOTES TO THE BASIC FINANCIAL STATEMENTS
FOR THE FISCAL YEAR ENDED JUNE 30, 2013

NOTE 2 - SUMMARY OF SIGNIFICANT ACCOUNTING POLICIES - (Continued)

The appropriation resolution is subject to amendment by the Board throughout the year with the restriction that appropriations may not exceed estimated revenues. The amounts reported as the original budget amounts reflect the first appropriation for that fund that covered the entire fiscal year, including amounts automatically carried over from prior year. The amounts reported as the final budgeted amounts represent the final appropriation amounts passed by the Board during the year.

F. Cash and Investments

To improve cash management, cash received by the District is pooled. Monies for all funds are maintained in this pool. Individual fund integrity is maintained through District records. Interest in the pool is presented as "equity in pooled cash and investments".

During fiscal year 2013, investments included federal agency securities, U.S. Government money market mutual funds, negotiable certificates of deposit and nonnegotiable certificates of deposit. Except for nonparticipating investment contracts, investments are reported at fair value which is based on quoted market prices. Nonparticipating investment contracts, such as nonnegotiable certificates of deposits, are reported at cost.

Following Ohio statutes, the Board of Education has, by resolution, specified the funds to receive an allocation of interest earnings. During fiscal year 2013 there were no interest earnings assigned to other funds.

Investments of the District's cash management pool and investments with an original maturity of three months or less at the time they are purchased by the District are presented on the financial statements as cash equivalents. Investments with an initial maturity of more than three months that were not purchased from the pool are reported as investments.

An analysis of the District's investment account at year end is provided in Note 4.

G. Inventory

On government-wide financial statements, inventories are presented at the lower of cost or market and are expensed when used. On fund financial statements, inventories are valued at cost. Donated commodities are presented at their entitlement value. Inventories are accounted for using the purchase method on the fund financial statements and using the consumption method on the government-wide financial statements.

On the fund financial statements, reported material and supplies inventory is equally offset by a nonspendable fund balance in the governmental funds which indicates that it does not constitute available spendable resources even though it is a component of net current assets.

Inventory consists of expendable supplies held for consumption, donated food and purchased food.

**OREGON CITY SCHOOL DISTRICT
LUCAS COUNTY, OHIO**

NOTES TO THE BASIC FINANCIAL STATEMENTS
FOR THE FISCAL YEAR ENDED JUNE 30, 2013

NOTE 2 - SUMMARY OF SIGNIFICANT ACCOUNTING POLICIES - (Continued)

H. Capital Assets

All of the District's capital assets are general capital assets generally resulting from expenditures in governmental funds. These assets are reported in the governmental activities column on the government-wide statement of net position but are not reported on the fund financial statements.

All capital assets are capitalized at cost and updated for additions and reductions during the fiscal year. Donated capital assets are recorded at their fair market value on the date donated. The District maintains a capitalization threshold of \$5,000. Improvements are capitalized. The costs of normal maintenance and repairs that do not add to the value of the asset or materially extend an asset's life are not capitalized.

All capital assets, except land, are depreciated. Improvements are depreciated over the remaining useful lives of the related capital assets. Depreciation is computed using the straight-line method over the following useful lives:

<u>Description</u>	<u>Governmental Activities Estimated Lives</u>
Land Improvements	10 - 40 years
Buildings and Improvements	30 - 100 years
Furniture and Equipment	8 - 40 years
Vehicles	10 - 15 years
Infrastructure	50 years

I. Interfund Balances

On the fund financial statements, receivables and payables resulting from short-term interfund loans are classified as "interfund loans receivable/payable". These amounts are eliminated in the governmental activities column on the statement of net position.

J. Compensated Absences

Compensated absences of the District consist of vacation leave and sick leave to the extent that payments to the employee for these absences are attributable to services already rendered and are not contingent on a specific event that is outside the control of the District and the employee.

**OREGON CITY SCHOOL DISTRICT
LUCAS COUNTY, OHIO**

NOTES TO THE BASIC FINANCIAL STATEMENTS
FOR THE FISCAL YEAR ENDED JUNE 30, 2013

NOTE 2 - SUMMARY OF SIGNIFICANT ACCOUNTING POLICIES - (Continued)

In accordance with the provisions of GASB Statement No. 16, “Accounting for Compensated Absences”, a liability for vacation leave is accrued if a) the employees’ rights to payment are attributable to services already rendered; and b) it is probable that the employer will compensate the employees for the benefits through paid time off or other means, such as cash payment at termination or retirement. An accrual for earned sick leave is made to the extent that it is probable that the benefits will result in termination (severance) payments. A liability for sick leave is accrued using the vesting method; i.e., the liability is based on the sick leave accumulated at the balance sheet date by those employees who are currently eligible to receive termination (severance) payments, as well as those employees expected to become eligible in the future. For purposes of establishing a liability for sick leave on employees expected to become eligible to retire in the future, all employees with at least ten years of service were considered expected to become eligible to retire in accordance with GASB Statement No. 16.

The total liability for vacation and sick leave payments has been calculated using pay rates in effect at June 30, 2013 and reduced to the maximum payment allowed by labor contract and/or statute, plus any additional salary related payments.

The entire compensated absence liability is reported on the government-wide financial statements.

For governmental fund financial statements, the current portion of unpaid compensated absences is the amount expected to be paid using expendable available resources. These amounts are recorded in the account “compensated absences payable” in the fund from which the employees who have accumulated unpaid leave are paid. The noncurrent portion of the liability is not reported.

K. Accrued Liabilities and Long-Term Obligations

All payables, accrued liabilities and long-term obligations are reported in the government-wide financial statements.

In general, governmental fund payables and accrued liabilities that, once incurred, are paid in a timely manner and in full from current financial resources are reported as obligations of the funds. However, claims and judgments and compensated absences that will be paid from governmental funds are reported as a liability in the fund financial statements only to the extent that they are due for payment during the current year. Bonds and leases are recognized as a liability on the fund financial statements when due.

L. Unamortized Bond Premium and Deferred Charges on Debt Refunding

On government-wide financial statements, bond premiums are deferred and amortized over the term of the bonds using the straight-line method, which approximates the effective interest method. Bond premiums are presented as an addition to the face amount of the bonds. On the governmental fund financial statements, bond premiums are recognized in the current period. A reconciliation between the bonds face value and the amount reported on the statement of net position is presented in Note 10.

For advance refundings resulting in the defeasance of debt, the difference between the reacquisition price and the net carrying amount of the old debt is deferred and amortized as a component of interest expense in the statement of activities. This amount is amortized over the remaining life of the old debt or the life of the new debt, whichever is shorter, and is presented as a deferred outflow of resources on the statement of net position.

**OREGON CITY SCHOOL DISTRICT
LUCAS COUNTY, OHIO**

NOTES TO THE BASIC FINANCIAL STATEMENTS
FOR THE FISCAL YEAR ENDED JUNE 30, 2013

NOTE 2 - SUMMARY OF SIGNIFICANT ACCOUNTING POLICIES - (Continued)

M. Fund Balance

Fund balance is divided into five classifications based primarily on the extent to which the District is bound to observe constraints imposed upon the use of the resources in the governmental funds. The classifications are as follows:

Nonspendable - The nonspendable fund balance classification includes amounts that cannot be spent because they are not in spendable form or legally required to be maintained intact. The “not in spendable form” criterion includes items that are not expected to be converted to cash.

Restricted - Fund balance is reported as restricted when constraints are placed on the use of resources that are either externally imposed by creditors (such as through debt covenants), grantors, contributors, or laws or regulations of other governments, or imposed by law through constitutional provisions or enabling legislation.

Committed - The committed fund balance classification includes amounts that can be used only for the specific purposes imposed by a formal action (resolution) of the District Board of Education (the highest level of decision making authority). Those committed amounts cannot be used for any other purpose unless the District Board of Education removes or changes the specified use by taking the same type of action (resolution) it employed to previously commit those amounts. Committed fund balance also incorporates contractual obligations to the extent that existing resources in the fund have been specifically committed for use in satisfying those contractual requirements.

Assigned - Amounts in the assigned fund balance classification are intended to be used by the District for specific purposes but do not meet the criteria to be classified as restricted nor committed. In governmental funds other than the general fund, assigned fund balance represents the remaining amount that is not restricted or committed. In the general fund, assigned amounts represent intended uses established by policies of the District Board of Education, which includes giving the Treasurer the authority to constrain monies for intended purposes.

Unassigned - Unassigned fund balance is the residual classification for the general fund and includes all spendable amounts not contained in the other classifications. In other governmental funds, the unassigned classification is only used to report a deficit fund balance resulting from overspending for specific purposes for which amounts had been restricted, committed, or assigned.

The District applies restricted resources first when expenditures are incurred for purposes for which restricted and unrestricted (committed, assigned, and unassigned) fund balance is available. Similarly, within unrestricted fund balance, committed amounts are reduced first followed by assigned, and then unassigned amounts when expenditures are incurred for purposes for which amounts in any of the unrestricted fund balance classifications could be used.

**OREGON CITY SCHOOL DISTRICT
LUCAS COUNTY, OHIO**

NOTES TO THE BASIC FINANCIAL STATEMENTS
FOR THE FISCAL YEAR ENDED JUNE 30, 2013

NOTE 2 - SUMMARY OF SIGNIFICANT ACCOUNTING POLICIES - (Continued)

N. Net Position

Net position represents the difference between assets and deferred outflows and liabilities and deferred inflows. The net position component “net investment in capital assets,” consists of capital assets, net of accumulated depreciation, reduced by the outstanding balances of any borrowing used for the acquisition, construction or improvement of those assets. Deferred outflows of resources and deferred inflows of resources that are attributable to the acquisition, construction or improvement of those assets or related debt also should be included in this component of net position. Net position is reported as restricted when there are limitations imposed on its use either through the enabling legislation adopted by the District or through external restrictions imposed by creditors, grantors or laws or regulations of other governments.

The District applies restricted resources first when an expense is incurred for purposes for which both restricted and unrestricted net position is available.

O. Prepayments

Certain payments to vendors reflect the costs applicable to future accounting periods and are recorded as prepaid items in both government-wide and fund financial statements. These items are reported as assets on the balance sheet using the consumption method. A current asset for the prepaid amounts is recorded at the time of the purchase and the expenditure/expense is reported in the year in which services are consumed.

P. Estimates

The preparation of the basic financial statements in conformity with GAAP requires management to make estimates and assumptions that affect the amounts reported in the basic financial statements and accompanying notes. Actual results may differ from those estimates.

Q. Interfund Activity

Exchange transactions between funds are reported as revenues in the seller funds and as expenditures/expenses in the purchaser funds. Flows of cash or goods from one fund to another without a requirement for repayment are reported as interfund transfers. Interfund transfers are reported as other financing sources/uses in governmental funds. Repayments from funds responsible for particular expenditures/expenses to the funds that initially paid for them are not presented on the basic financial statements.

R. Extraordinary and Special Items

Extraordinary items are transactions or events that are both unusual in nature and infrequent in occurrence. Special items are transactions or events that are within the control of the Board of Education and that are either unusual in nature or infrequent in occurrence. The District had no extraordinary or special items during fiscal year 2013.

**OREGON CITY SCHOOL DISTRICT
LUCAS COUNTY, OHIO**

NOTES TO THE BASIC FINANCIAL STATEMENTS
FOR THE FISCAL YEAR ENDED JUNE 30, 2013

NOTE 3 - ACCOUNTABILITY AND COMPLIANCE

A. Change in Accounting Principles

For fiscal year 2013, the District has implemented GASB Statement No. 60, "Accounting and Financial Reporting for Service Concession Arrangements", GASB Statement No. 61, "The Financial Reporting Entity: Omnibus an amendment of GASB Statements No. 14 and No. 34", GASB Statement No. 62, "Codification of Accounting and Financial Reporting Guidance Contained in Pre-November 30, 1989 FASB and AICPA pronouncements", GASB Statement No. 63, "Financial Reporting of Deferred Outflows of Resources, Deferred Inflows of Resources, and Net Position", GASB Statement No. 65, "Items Previously Reported as Assets and Liabilities", and GASB Statement No. 66, "Technical Corrections-2012".

GASB Statement No. 60 addresses issues related to service concession arrangements (SCAs), which are a type of public-private or public-public partnership. An SCA is an arrangement between a transferor (a government) and an operator (governmental or nongovernmental entity) in which (1) the transferor conveys to an operator the right and related obligation to provide services through the use of infrastructure or another public asset (a "facility") in exchange for significant consideration and (2) the operator collects and is compensated by fees from third parties. The implementation of GASB Statement No. 60 did not have an effect on the financial statements of the District.

GASB Statement No. 61 modifies certain requirements for inclusion of component units in the financial reporting entity. The Statement amends the criteria for reporting component units as if they were part of the primary government in certain circumstances. Finally, the Statement also clarifies the reporting of equity interests in legally separate organizations. The implementation of GASB Statement No. 61 did not have an effect on the financial statements of the District.

GASB Statement No. 62 codifies accounting and financial reporting guidance contained in pre-November 30, 1989 FASB and AICPA pronouncements in an effort to codify all sources of GAAP for State and local governments so that they derive from a single source. The implementation of GASB Statement No. 62 did not have an effect on the financial statements of the District.

GASB Statement No. 63 provides financial and reporting guidance for *deferred outflows of resources* and *deferred inflows of resources* which are financial statement elements that are distinct from assets and liabilities. GASB Statement No. 63 standardizes the presentation of deferred outflows of resources and deferred inflows of resources and their effects on a government's *net position*. The implementation of GASB Statement No. 63 has changed the presentation of the District's financial statements to incorporate the concepts of net position, deferred outflows of resources and deferred inflows of resources.

GASB Statement No. 65 establishes accounting and financial reporting standards that reclassify, as *deferred outflows of resources* or *deferred inflows of resources*, certain items that were previously reported as assets and liabilities and recognizes, as outflows of resources or inflows of resources, certain items that were previously reported as assets and liabilities. GASB Statement No. 65 also provides other financial reporting guidance related to the impact of the financial statement elements *deferred outflows of resources* and *deferred inflows of resources*, such as changes in the determination of the major fund calculations and limiting the use of the term *deferred* in financial statement presentations. The implementation of GASB Statement No. 65 had the following effect on the financial statements of the District:

**OREGON CITY SCHOOL DISTRICT
LUCAS COUNTY, OHIO**

NOTES TO THE BASIC FINANCIAL STATEMENTS
FOR THE FISCAL YEAR ENDED JUNE 30, 2013

NOTE 3 - ACCOUNTABILITY AND COMPLIANCE - (Continued)

	Governmental Activities
Net assets as previously reported	\$ 24,121,508
Removal of unamortized bond issuance costs	(426,371)
Net position at July 1, 2012	\$ 23,695,137

GASB Statement No. 66 enhances the usefulness of financial reports by resolving conflicting accounting and financial reporting guidance that could diminish the consistency of financial reporting. The implementation of GASB Statement No. 66 did not have an effect on the financial statements of the District.

B. Deficit Fund Balances

Fund balances at June 30, 2013 included the following individual fund deficits:

Nonmajor funds	Deficit
Oregon Schools Foundation	\$ 3,739
Improving teacher quality	674

The general fund is liable for any deficits in these funds and provides transfers when cash is required, not when accruals occur. The deficit fund balances resulted from adjustments for accrued liabilities.

NOTE 4 - DEPOSITS AND INVESTMENTS

Monies held by the District are classified by State statute into three categories.

Active monies are public monies determined to be necessary to meet current demands upon the District treasury. Active monies must be maintained either as cash in the District treasury, in commercial accounts payable or withdrawable on demand, including negotiable order of withdrawal (NOW) accounts, or in money market deposit accounts.

Inactive deposits are public deposits the Board of Education has identified as not required for use within the current five year period of designation of depositories. Inactive deposits must either be evidenced by certificates of deposit maturing not later than the end of the current period of designation of depositories, or by savings or deposit accounts including, but not limited to, passbook accounts.

Interim deposits are deposits of interim monies. Interim monies are those monies which are not needed for immediate use, but which will be needed before the end of the current period of designation of depositories.

Interim deposits must be evidenced by time certificates of deposit maturing not more than one year from the date of deposit or by savings or deposit accounts, including passbook accounts.

**OREGON CITY SCHOOL DISTRICT
LUCAS COUNTY, OHIO**

**NOTES TO THE BASIC FINANCIAL STATEMENTS
FOR THE FISCAL YEAR ENDED JUNE 30, 2013**

NOTE 4 - DEPOSITS AND INVESTMENTS - (Continued)

Interim monies may be deposited or invested in the following securities:

1. United States Treasury bills, bonds, notes, or any other obligation or security issued by the United States Treasury, or any other obligation guaranteed as to principal and interest by the United States;
2. Bonds, notes, debentures, or any other obligation or security issued by any federal government agency or instrumentality including, but not limited to, the Federal National Mortgage Association, Federal Home Loan Bank, Federal Farm Credit Bank, Federal Home Loan Mortgage Corporation, Government National Mortgage Association, and Student Loan Marketing Association. All federal agency securities shall be direct issuances of federal government agencies or instrumentalities;
3. Written repurchase agreements in the securities listed above provided the market value of the securities subject to the repurchase agreement must exceed the principal value of the agreement by at least 2 percent and be marked to market daily, and the term of the agreement must not exceed thirty days;
4. Bonds and other obligations of the State of Ohio or Ohio local governments;
5. Time certificates of deposit or savings or deposit accounts including, but not limited to, passbook accounts;
6. No-load money market mutual funds consisting exclusively of obligations described in items (1) or (2) above and repurchase agreements secured by such obligations, provided that investments in securities described in this division are made only through eligible institutions;
7. The State Treasurer's Asset Reserve of Ohio investment pool (STAR Ohio);
8. Certain bankers' acceptances and commercial paper notes for a period not to exceed one hundred eighty days in an amount not to exceed 25 percent of the interim monies available for investment at any one time; and,
9. Under limited circumstances, corporate debt interests rated in either of the two highest rated classifications by at least two nationally recognized rating agencies.

Protection of the District's deposits is provided by the Federal Deposit Insurance Corporation (FDIC), by eligible securities pledged by the financial institution as security for repayment, by surety company bonds deposited with the Treasurer by the financial institution or by a single collateral pool established by the financial institution to secure the repayment of all public monies deposited with the institution.

Investments in stripped principal or interest obligations, reverse repurchase agreements, and derivatives are prohibited. The issuance of taxable notes for the purpose of arbitrage, the use of leverage, and short selling are also prohibited. An investment must mature within five years from the date of purchase, unless matched to a specific obligation or debt of the District, and must be purchased with the expectation that it will be held to maturity. Investments may only be made through specified dealers and institutions.

A. Cash on Hand

At fiscal year end, the District had \$6,300 in undeposited cash on hand, which is included on the financial statements of the District as part of "equity in pooled cash and investments".

**OREGON CITY SCHOOL DISTRICT
LUCAS COUNTY, OHIO**

NOTES TO THE BASIC FINANCIAL STATEMENTS
FOR THE FISCAL YEAR ENDED JUNE 30, 2013

NOTE 4 - DEPOSITS AND INVESTMENTS - (Continued)

B. Deposits with Financial Institutions

At June 30, 2013, the carrying amount of all District deposits was \$8,973,400, exclusive of the investments reported below. Based on the criteria described in GASB Statement No. 40, "Deposits and Investment Risk Disclosures", as of June 30, 2013, \$8,853,780 of the District's bank balance of \$9,377,077 was exposed to custodial risk as discussed below, while \$523,297 was covered by the FDIC.

Custodial credit risk is the risk that, in the event of bank failure, the District's deposits may not be returned. All deposits are collateralized with eligible securities in amounts equal to at least 105% of the carrying value of the deposits. Such collateral, as permitted by the Ohio Revised Code, is held in single financial institution collateral pools at Federal Reserve Banks, or at member banks of the federal reserve system, in the name of the respective depository bank and pledged as a pool of collateral against all of the public deposits it holds or as specific collateral held at the Federal Reserve Bank in the name of the District. The District has no deposit policy for custodial credit risk beyond the requirements of State statute. Although the securities were held by the pledging institutions' trust department and all statutory requirements for the deposit of money had been followed, noncompliance with federal requirements could potentially subject the District to a successful claim by the FDIC.

C. Investments

As of June 30, 2013, the District had the following investments:

<u>Investment type</u>	<u>Fair value</u>	<u>Investment maturities</u>				
		<u>6 months or less</u>	<u>7 to 12 months</u>	<u>13 to 18 months</u>	<u>19 to 24 months</u>	<u>Greater than 24 months</u>
FHLMC	\$ 1,003,288	\$ -	\$ 500,540	\$ 252,053	\$ -	\$ 250,695
FNMA	2,730,198	-	-	503,035	-	2,227,163
Negotiable CDs	1,781,009	1,781,009	-	-	-	-
U.S. Government money market funds	<u>2,356,957</u>	<u>2,356,957</u>	-	-	-	-
Total	<u>\$ 7,871,452</u>	<u>\$ 4,137,966</u>	<u>\$ 500,540</u>	<u>\$ 755,088</u>	<u>\$ -</u>	<u>\$ 2,477,858</u>

The weighted average maturity of investments is 1.87 years.

Interest Rate Risk: Interest rate risk arises as potential purchasers of debt securities will not agree to pay face value for those securities if interest rates subsequently increase. As a means of limiting its exposure to fair value losses arising from rising interest rates and according to State law, the District's investment policy limits investment portfolio maturities to five years or less.

Credit Risk: The District's investments in federal agency securities were rated AA+ and Aaa by Standard & Poor's and Moody's Investor Services, respectively. Standard & Poor's has assigned the U.S. Government money market funds an AAAM money market rating. The District's investment policy does not specifically address credit risk beyond the adherence to all relevant sections of the Ohio Revised Code.

**OREGON CITY SCHOOL DISTRICT
LUCAS COUNTY, OHIO**

NOTES TO THE BASIC FINANCIAL STATEMENTS
FOR THE FISCAL YEAR ENDED JUNE 30, 2013

NOTE 4 - DEPOSITS AND INVESTMENTS - (Continued)

Custodial Credit Risk: For an investment, custodial credit risk is the risk that, in the event of the failure of the counterparty, the District will not be able to recover the value of its investments or collateral securities that are in the possession of an outside party. The federal agency securities are exposed to custodial credit risk in that they are uninsured, unregistered and held by the counterparty's trust department or agent, but not in the District's name. The District has no investment policy dealing with investment custodial risk beyond the requirement in State statute that prohibits payment for investments prior to the delivery of the securities representing such investments to the Treasurer or qualified trustee.

Concentration of Credit Risk: The District places no limit on the amount it may invest in any one issuer. The following table indicates the percentage of investments to the District's total portfolio:

<u>Investment type</u>	<u>Fair value</u>	<u>% of total</u>
FHLMC	\$ 1,003,288	12.75
FNMA	2,730,198	34.68
Negotiable CDs	1,781,009	22.63
U.S. Government money market funds	<u>2,356,957</u>	<u>29.94</u>
Total	<u>\$ 7,871,452</u>	<u>100.00</u>

D. Reconciliation of Cash and Investment to the Statement of Net Position

The following is a reconciliation of cash and investments as reported in the note above to cash and investments as reported on the statement of net position as of June 30, 2013:

<u>Cash and investments per note</u>	
Carrying amount of deposits	\$ 8,973,400
Investments	7,871,452
Cash on hand	<u>6,300</u>
Total	<u>\$ 16,851,152</u>

<u>Cash and investments per financial statements</u>	
Governmental activities	\$ 16,246,873
Private-purpose trust funds	433,710
Agency funds	<u>170,569</u>
Total	<u>\$ 16,851,152</u>

NOTE 5 - INTERFUND TRANSACTIONS

A. Interfund transfers for the year ended June 30, 2013 consisted of the following as reported on the fund financial statements:

<u>Transfers from general fund to:</u>	<u>Amount</u>
Nonmajor governmental funds	<u>\$ 99,205</u>

**OREGON CITY SCHOOL DISTRICT
LUCAS COUNTY, OHIO**

NOTES TO THE BASIC FINANCIAL STATEMENTS
FOR THE FISCAL YEAR ENDED JUNE 30, 2013

NOTE 5 - INTERFUND TRANSACTIONS - (Continued)

Transfers are used to move revenues from the fund that statute or budget required to collect them to the fund that statute or budget requires to expend them and to use unrestricted revenues collected in the general fund to finance various programs accounted for in other funds in accordance with budgetary authorizations. Transfers between governmental funds are eliminated in the statement of activities.

- B.** Interfund balances at June 30, 2013 as reported on the fund statements, consist of the following individual interfund loans receivable and payable:

<u>Receivable fund</u>	<u>Payable funds</u>	<u>Amount</u>
General	Nonmajor governmental	\$ <u>154,761</u>

The primary purpose of the interfund balances is to cover costs in specific funds where revenues were not received by June 30. These interfund balances will be repaid once the anticipated revenues are received. All interfund balances are expected to be repaid within one year.

Interfund balances between governmental funds are eliminated on the government-wide financial statements; therefore, no internal balances at June 30, 2013 are reported on the statement of net position.

NOTE 6 - PROPERTY TAXES

Property taxes are levied and assessed on a calendar year basis while the District fiscal year runs from July through June. First half tax collections are received by the District in the second half of the fiscal year. Second half tax distributions occur in the first half of the following fiscal year.

Property taxes include amounts levied against all real property and public utility property. Real property tax revenues received in calendar year 2013 represent the collection of calendar year 2012 taxes. Real property taxes received in calendar year 2013 were levied after April 1, 2012, on the assessed values as of January 1, 2012, the lien date. Assessed values for real property taxes are established by State statute at 35 percent of appraised market value. Real property taxes are payable annually or semiannually. If paid annually, payment is due December 31; if paid semiannually, the first payment is due December 31, with the remainder payable by June 20. Under certain circumstances, State statute permits alternate payment dates to be established. Public utility property tax revenues received in calendar year 2013 represent the collection of calendar year 2012 taxes. Public utility real and personal property taxes received in calendar year 2013 became a lien on December 31, 2011, were levied after April 1, 2012, and are collected with real property taxes. Public utility real property is assessed at 35 percent of true value; public utility tangible personal property is currently assessed at varying percentages of true value.

The District receives property taxes from Lucas County. The County Auditor periodically advances to the District its portion of the taxes collected. Second-half real property tax payments collected by the County by June 30, 2013, are available to finance fiscal year 2013 operations. The amount available as an advance at June 30, 2013 was \$734,374 in the general fund, and \$35,705 and \$94,729 in the permanent improvement fund and bond retirement fund, respectively (both nonmajor governmental funds). The amount available for advance at June 30, 2012 was \$747,798 in the general fund, and \$35,312 and \$85,970 in the permanent improvement fund and bond retirement fund, respectively (both nonmajor governmental funds). The amount of second-half real property taxes available for advance at fiscal year-end can vary based on the date the tax bills are sent.

**OREGON CITY SCHOOL DISTRICT
LUCAS COUNTY, OHIO**

NOTES TO THE BASIC FINANCIAL STATEMENTS
FOR THE FISCAL YEAR ENDED JUNE 30, 2013

NOTE 6 - PROPERTY TAXES - (Continued)

Accrued property taxes receivable includes real property, public utility property and delinquent tangible personal property taxes which are measurable as of June 30, 2013 and for which there is an enforceable legal claim. Although total property tax collections for the next fiscal year are measurable, only the amount of real property taxes available as an advance at June 30 was levied to finance current fiscal year operations and is reported as revenue at fiscal year end. The portion of the receivable not levied to finance current fiscal year operations is offset by a credit to deferred inflows.

On the accrual basis of accounting, collectible delinquent property taxes have been recorded as a receivable and revenue, while on a modified accrual basis of accounting the revenue has been reported as a deferred inflow.

The assessed values upon which the fiscal year 2013 taxes were collected are:

	2012 Second Half Collections		2013 First Half Collections	
	<u>Amount</u>	<u>Percent</u>	<u>Amount</u>	<u>Percent</u>
Agricultural/residential and other real estate	\$ 516,708,020	92.89	\$ 452,420,200	92.50
Public utility personal	<u>39,541,140</u>	<u>7.11</u>	<u>36,697,750</u>	<u>7.50</u>
Total	<u>\$ 556,249,160</u>	<u>100.00</u>	<u>\$ 489,117,950</u>	<u>100.00</u>
Tax rate per \$1,000 of assessed valuation	\$ 65.40		\$ 66.30	

NOTE 7 - PAYMENT IN LIEU OF TAXES

According to State law, the District has entered into agreements with a number of property owners, and the property owners have agreed to make payments to the District which reflect all or a portion of the property taxes which the property owners would have paid if their taxes had not been abated. The payment is received annually for the amount of estimated taxes that would have been due in that fiscal year. The agreements are for a ten year period. The property owners contractually promise to make these payments in lieu of taxes until the agreement expires.

NOTE 8 - RECEIVABLES

Receivables at June 30, 2013 consisted of property taxes, payment in lieu of taxes, accounts (billings for user charged services and student fees), intergovernmental grants and entitlements, and accrued interest. All receivables are considered collectible in full due to the ability to foreclose for the nonpayment of taxes, the stable condition of State programs and the current year guarantee of federal funds.

**OREGON CITY SCHOOL DISTRICT
LUCAS COUNTY, OHIO**

NOTES TO THE BASIC FINANCIAL STATEMENTS
FOR THE FISCAL YEAR ENDED JUNE 30, 2013

NOTE 8 - RECEIVABLES - (Continued)

A summary of the principal items of receivables reported on the statement of net position follows:

Governmental activities:

Property taxes	\$ 21,819,261
Payment in lieu of taxes	214,000
Accounts	11,806
Intergovernmental	422,417
Accrued interest	<u>8,997</u>
Total receivables	<u>\$ 22,476,481</u>

Receivables have been disaggregated on the face of the basic financial statements. All receivables are expected to be collected within the subsequent year.

NOTE 9 - CAPITAL ASSETS

Capital asset activity for the fiscal year ended June 30, 2013, was as follows:

	Balance <u>7/1/12</u>	<u>Additions</u>	<u>Disposals</u>	Balance <u>6/30/13</u>
Governmental activities:				
Capital assets, not being depreciated:				
Land	\$ 495,967	\$ -	\$ -	\$ 495,967
Total capital assets, not being depreciated	<u>495,967</u>	<u>-</u>	<u>-</u>	<u>495,967</u>
Capital assets, being depreciated:				
Land improvements	718,810	128,675	-	847,485
Buildings and improvements	63,397,319	-	-	63,397,319
Furniture and equipment	4,386,112	18,971	-	4,405,083
Vehicles	2,987,929	-	(317,319)	2,670,610
Infrastructure	<u>313,516</u>	<u>166,103</u>	<u>-</u>	<u>479,619</u>
Total capital assets, being depreciated	<u>71,803,686</u>	<u>313,749</u>	<u>(317,319)</u>	<u>71,800,116</u>
<i>Less: accumulated depreciation:</i>				
Land improvements	(516,111)	(39,358)	-	(555,469)
Buildings and improvements	(9,545,172)	(1,193,466)	-	(10,738,638)
Furniture and equipment	(3,150,070)	(161,357)	-	(3,311,427)
Vehicles	(2,178,521)	(148,198)	307,082	(2,019,637)
Infrastructure	<u>(39,398)</u>	<u>(8,199)</u>	<u>-</u>	<u>(47,597)</u>
Total accumulated depreciation	<u>(15,429,272)</u>	<u>(1,550,578)</u>	<u>307,082</u>	<u>(16,672,768)</u>
Governmental activities capital assets, net	<u>\$ 56,870,381</u>	<u>\$ (1,236,829)</u>	<u>\$ (10,237)</u>	<u>\$ 55,623,315</u>

**OREGON CITY SCHOOL DISTRICT
LUCAS COUNTY, OHIO**

NOTES TO THE BASIC FINANCIAL STATEMENTS
FOR THE FISCAL YEAR ENDED JUNE 30, 2013

NOTE 9 - CAPITAL ASSETS - (Continued)

Depreciation expense was charged to governmental functions as follows:

<u>Instruction:</u>	
Regular	\$ 676,527
Special	147,228
Vocational	103,133
<u>Support services:</u>	
Pupil	37,638
Instructional staff	79,747
Administration	106,087
Fiscal	549
Business	4,726
Operations and maintenance	133,870
Pupil transportation	146,947
Food service operations	42,744
Other non-instructional services	5,797
Extracurricular activities	<u>65,585</u>
Total depreciation expense	<u>\$ 1,550,578</u>

THIS SPACE IS INTENTIONALLY LEFT BLANK

**OREGON CITY SCHOOL DISTRICT
LUCAS COUNTY, OHIO**

NOTES TO THE BASIC FINANCIAL STATEMENTS
FOR THE FISCAL YEAR ENDED JUNE 30, 2013

NOTE 10 - LONG-TERM OBLIGATIONS

During fiscal year 2013, the following activity occurred in the governmental activities long-term obligations:

	<u>Balance</u> <u>6/30/12</u>	<u>Additions</u>	<u>Reductions</u>	<u>Balance</u> <u>6/30/13</u>	<u>Amounts</u> <u>Due in</u> <u>One Year</u>
Governmental activities:					
<u>General obligation bonds:</u>					
2005 School facilities improvement					
Serial bonds 3 - 5 %	\$ 15,695,000	\$ -	\$ (13,365,000)	\$ 2,330,000	\$ 1,145,000
Term bonds 4.5 - 5 %	20,595,000	-	(20,595,000)	-	-
Capital appreciation bonds	1,072,854	-	(1,072,854)	-	-
Accretion on capital appreciation bonds	67,225	4,921	(72,146)	-	-
2013 School improvement refunding					
Serial bonds 1 - 4 %	-	32,515,000	-	32,515,000	835,000
Capital appreciation bonds	-	1,444,971	-	1,444,971	-
Accretion on capital appreciation bonds	-	50,846	-	50,846	-
Total general obligation bonds	<u>37,430,079</u>	<u>34,015,738</u>	<u>(35,105,000)</u>	<u>36,340,817</u>	<u>1,980,000</u>
<u>Energy conservation bonds:</u>					
2012 energy conservation refunding					
Current interest bonds	2,035,000	-	(120,000)	1,915,000	275,000
Capital appreciation bonds	465,341	-	-	465,341	-
Accretion on capital appreciation bonds	645	26,534	-	27,179	-
Total energy conservation bonds	<u>2,500,986</u>	<u>26,534</u>	<u>(120,000)</u>	<u>2,407,520</u>	<u>275,000</u>
<u>Other long-term obligations:</u>					
Health care reimbursement	56,985	-	(25,252)	31,733	16,717
Compensated absences	6,224,030	905,948	(684,819)	6,445,159	400,966
Capital lease obligation	-	366,804	(124,938)	241,866	119,617
Total other long-term obligations	<u>6,281,015</u>	<u>1,272,752</u>	<u>(835,009)</u>	<u>6,718,758</u>	<u>537,300</u>
Total governmental activities long-term liabilities	<u>\$ 46,212,080</u>	<u>\$ 35,315,024</u>	<u>\$ (36,060,009)</u>	45,467,095	<u>\$ 2,792,300</u>
				Unamortized premium on bonds	4,375,493
				Total on statement of net position	<u>\$ 49,842,588</u>

Compensated absences will be paid from the general fund and the following nonmajor governmental funds: food service, Title VI-B and Title I. The health care reimbursement will be paid from the general fund. The capital lease obligation is paid from the permanent improvement fund, a nonmajor governmental fund. See Note 11 for more detail on the capital lease.

**OREGON CITY SCHOOL DISTRICT
LUCAS COUNTY, OHIO**

NOTES TO THE BASIC FINANCIAL STATEMENTS
FOR THE FISCAL YEAR ENDED JUNE 30, 2013

NOTE 10 - LONG-TERM OBLIGATIONS - (Continued)

School Improvement Bonds FY 2005: - On May 3, 2005, the District issued \$44,999,993 in voted general obligation bonds to retire notes previously issued for constructing a new elementary school to replace Coy Elementary and for improving other District buildings. The callable portion of the issue was refunded during fiscal year 2013, and the remaining serial bonds outstanding mature in fiscal year 2015. The bonds are being retired through the bond retirement fund, a nonmajor governmental fund.

Series 2013 School Improvement Refunding Bonds: - On April 18, 2013, the District issued \$33,959,971 in voted general obligation bonds to advance refund the callable portion of the 2005 school improvement bonds. The bond issue included serial bonds in the amount of \$32,515,000, and capital appreciation bonds, par value \$1,444,971. The bonds are being retired through the bond retirement fund, a nonmajor governmental fund, with a final maturity of December 1, 2032.

The issuance proceeds of \$38,291,434 were used to purchase securities which were placed in an irrevocable trust to provide resources for all future debt service payments on the refunded debt. This refunded debt in considered defeased (in substance) and accordingly has been removed from the statement of net position. At June 30, 2013, \$33,960,000 of this debt was outstanding.

The reacquisition price exceeded the net carrying amount of the old debt by \$3,473,032. This amount is amortized over the remaining life of the refunded debt, which is equal to the life of the new debt issued, and is reported as a deferred outflow of resources on the statement of net position. The refunding resulted in total debt service savings of \$2,448,890 and an economic gain of \$1,874,170.

The serial refunding bonds maturing on or after December 1, 2023 are subject to optional redemption prior, in whole or in part on any date in any order maturity as determined by the District and by lot within a maturity, at the option of the District on or after December 1, 2022 at par plus accrued interest.

The capital appreciation refunding bonds are not subject to redemption prior to maturity. The capital appreciation bonds will mature each December 1, 2020, 2021 and 2022 at a redemption price equal to 100% of the principal, plus accrued interest to the redemption date. The accreted value at maturity for the bonds is \$6,095,000. For fiscal year 2013, \$50,846 was accreted on the capital appreciation bonds for a total outstanding bond value of \$1,495,817 at fiscal year-end.

Principal and interest requirements to retire the general obligation bonds outstanding at June 30, 2013, are as follows:

Fiscal Year Ending	Serial Bonds			Capital Appreciation Bonds		
	Principal	Interest	Total	Principal	Interest	Total
2014	\$ 1,980,000	\$ 1,106,192	\$ 3,086,192	\$ -	\$ -	\$ -
2015	1,620,000	1,058,474	2,678,474	-	-	-
2016	1,665,000	1,006,731	2,671,731	-	-	-
2017	1,695,000	950,844	2,645,844	-	-	-
2018	1,765,000	897,456	2,662,456	-	-	-
2019 - 2023	3,670,000	4,018,344	7,688,344	1,444,971	4,650,029	6,095,000
2024 - 2028	10,200,000	3,181,645	13,381,645	-	-	-
2029 - 2033	12,250,000	1,147,242	13,397,242	-	-	-
Total	<u>\$ 34,845,000</u>	<u>\$ 13,366,928</u>	<u>\$ 48,211,928</u>	<u>\$ 1,444,971</u>	<u>\$ 4,650,029</u>	<u>\$ 6,095,000</u>

**OREGON CITY SCHOOL DISTRICT
LUCAS COUNTY, OHIO**

NOTES TO THE BASIC FINANCIAL STATEMENTS
FOR THE FISCAL YEAR ENDED JUNE 30, 2013

NOTE 10 - LONG-TERM OBLIGATIONS - (Continued)

Energy Conservation Refunding Bonds FY 2012: - On May 23, 2012, the District issued \$2,500,341 in energy conservation refunding bonds to currently refund the outstanding energy conservation bonds from the prior issue.

At June 30, 2013, the issue is comprised of current interest bonds, par value \$1,915,000, and capital appreciation bonds, par value \$465,341. The capital appreciation bonds mature each December 1, 2014 and 2015 (stated interest 5.62%) at a redemption price equal to 100% of the principal, plus accrued interest to the redemption date. The accreted value at maturity for the capital appreciation bonds is \$550,000. Total accreted interest of \$27,179 has been included on the statement of net position at June 30, 2013.

Interest payments on the current interest bonds are due on June 1 and December 1 of each year, beginning December 1, 2012. The bonds are being retired by the general fund. The final maturity stated in the issue is December 1, 2021.

Principal and interest requirements to retire the energy conservation refunding bonds outstanding at June 30, 2013, are as follows:

Fiscal Year Ending	Current Interest Bonds			Capital Appreciation Bonds		
	Principal	Interest	Total	Principal	Interest	Total
2014	\$ 275,000	\$ 31,400	\$ 306,400	\$ -	\$ -	\$ -
2015	-	30,025	30,025	239,118	35,882	275,000
2016	-	30,025	30,025	226,223	48,777	275,000
2017	275,000	27,963	302,963	-	-	-
2018	280,000	23,800	303,800	-	-	-
2019 - 2022	1,085,000	41,350	1,126,350	-	-	-
Total	<u>\$ 1,915,000</u>	<u>\$ 184,563</u>	<u>\$ 2,099,563</u>	<u>\$ 465,341</u>	<u>\$ 84,659</u>	<u>\$ 550,000</u>

Legal Debt Margin

The Ohio Revised Code provides that voted net general obligation debt of the District shall never exceed 9% of the total assessed valuation of the District. The code further provides that unvoted indebtedness shall not exceed 1/10 of 1% of the property valuation of the District. The code additionally states that unvoted indebtedness related to energy conservation debt shall not exceed 9/10 of 1% of the property valuation of the District. The assessed valuation used in determining the District's legal debt margin has been modified by House Bill 530 which became effective March 30, 2006. In accordance with House Bill 530, the assessed valuation used in the District's legal debt margin calculation excluded tangible personal property used in business, telephone or telegraph property, interexchange telecommunications company property, and personal property owned or leased by a railroad company and used in railroad operations. The effects of these debt limitations at June 30, 2013, are a voted debt margin of \$9,537,783 (including available funds of \$1,807,138) and an unvoted debt margin of \$489,118.

NOTE 11 - CAPITAL LEASE - LESSEE DISCLOSURE

During fiscal year 2013, the District entered into a lease-purchase agreement for the acquisition of computers and related equipment. No capital assets related to the agreement have been included in the District's capital asset balances since the acquisition cost of the individual assets did not meet the District's capitalization threshold of \$5,000.

**OREGON CITY SCHOOL DISTRICT
LUCAS COUNTY, OHIO**

NOTES TO THE BASIC FINANCIAL STATEMENTS
FOR THE FISCAL YEAR ENDED JUNE 30, 2013

NOTE 11 - CAPITAL LEASE - LESSEE DISCLOSURE - (Continued)

The following is a schedule of the future long-term minimum lease payments required under the capital lease agreement and the present value of the minimum lease payments as of June 30, 2013:

Fiscal Year Ending <u>June 30,</u>	<u>Amount</u>
2014	\$ 124,938
2015	<u>124,938</u>
Total	249,876
Less: amount representing interest	<u>(8,010)</u>
Present value of minimum lease payments	<u>\$ 241,866</u>

NOTE 12 - OPERATING LEASE - LESSEE DISCLOSURE

On December 6, 2011, the District entered into a lease agreement, under which the District makes monthly payments in exchange for the use of three wind turbines which were constructed on the District's property. The monthly payments of \$32,100 are due on the 15th of each month, beginning September 15, 2012. The term of the lease is 15 years, with a final payment date of November 15, 2026. Payments on the lease are made from the general fund. The following is a schedule of the future minimum lease payments required under the lease agreement.

Fiscal Year Ending <u>June 30,</u>	<u>Amount</u>
2014	\$ 385,200
2015	385,200
2016	385,200
2017	385,200
2018	385,200
2019 - 2023	1,926,000
2024 - 2027	<u>1,316,100</u>
Total future payments	<u>\$ 5,168,100</u>

NOTE 13 - OTHER EMPLOYEE BENEFITS

A. Compensated Absences

The criteria for determining vacation and sick leave benefits are derived from negotiated agreements and State laws. Classified employees earn ten to twenty-five days of vacation per year, depending upon length of service. Accumulated unused vacation time is paid to classified employees and administrators upon termination of employment. Teachers do not earn vacation time.

**OREGON CITY SCHOOL DISTRICT
LUCAS COUNTY, OHIO**

NOTES TO THE BASIC FINANCIAL STATEMENTS
FOR THE FISCAL YEAR ENDED JUNE 30, 2013

NOTE 13 - OTHER EMPLOYEE BENEFITS - (Continued)

Teachers, administrators, and classified employees earn sick leave at a rate of one and one-fourth days per month. Sick leave may be accumulated to an unlimited amount. Upon retirement, payment is made for one-half of their accrued, but unused sick leave credit to a maximum of one hundred fifty days for certified and classified employees hired prior to August 1, 2010. For employees hired after August 1, 2010, payment is made for one-half of the unused sick leave days to a maximum of 75 days for certified employees and 100 days for classified employees. Year-round administrative employees, such as the superintendent and treasurer, will receive one hundred fifty days of severance pay or one-half of unused sick leave to a maximum of one hundred seventy days. Other administrative employees will receive one hundred forty-five days of severance pay or one-half of unused sick leave to a maximum of one hundred sixty-five days.

B. Health Care Benefits

The District offers employee medical and vision benefits through Aetna. Dental insurance is offered to all employees through Coresource and life insurance through Aetna.

C. Health Care Reimbursement

The District offered teaching staff a onetime health care reimbursement incentive plan for qualifying retirees in fiscal year 2012. Under the plan, the District makes quarterly payments to reimburse health care premiums for the retirees, up to a maximum of \$7,500 or until the retiree reaches age 65, whichever comes first. \$16,717 has been recorded as a fund liability of the general fund. A fund liability is recorded to the extent that the payments are due at fiscal year end and will be liquidated using current financial resources, which the District defines as being paid in the next fiscal year. The remaining liability of \$15,016 has been recorded as a long-term liability on the statement of net position.

NOTE 14 - RISK MANAGEMENT

The District is exposed to various risks of loss related to torts; theft of, damage to, and destruction of assets; errors and omissions; injuries to employees; and natural disasters. During fiscal year 2013, the District contracted for the following insurance coverage:

Coverage provided by Selective Insurance Company of South Carolina is as follows:

General School District Liability:	
Per occurrence	\$ 1,000,000
Aggregate	3,000,000
Automobile Liability	1,000,000

Coverage provided by Federal Insurance is as follows:

Building and Contents	50,000,000
-----------------------	------------

Coverage provided by American Alternative Insurance is as follows:

Umbrella Liability	10,000,000
--------------------	------------

**OREGON CITY SCHOOL DISTRICT
LUCAS COUNTY, OHIO**

NOTES TO THE BASIC FINANCIAL STATEMENTS
FOR THE FISCAL YEAR ENDED JUNE 30, 2013

NOTE 14 - RISK MANAGEMENT - (Continued)

Settled claims have not exceeded this commercial coverage in any of the past three years, and there has been no significant reduction in insurance coverage from the prior fiscal year.

For fiscal year 2013, the District participated in the Southwestern Ohio Educational Purchasing Council (EPC), an insurance purchasing pool (See Note 2). Through the EPC, the District obtained the insurance coverage listed above.

Workers' compensation coverage is provided by the State of Ohio. The District pays the State Workers' Compensation System a premium based on a rate per \$100 of salaries. This rate is calculated based on accident history and administrative costs.

NOTE 15 - PENSION PLANS

A. School Employees Retirement System

Plan Description - The District contributes to the School Employees Retirement System (SERS), a cost-sharing, multiple-employer defined benefit pension plan. SERS provides retirement, disability, survivor benefits, annual cost-of-living adjustments, and death benefits to plan members and beneficiaries. Authority to establish and amend benefits is provided by Chapter 3309 of the Ohio Revised Code. SERS issues a publicly available, stand-alone financial report that includes financial statements and required supplementary information. That report may be obtained by writing to the School Employees Retirement System, 300 East Broad Street, Suite 100, Columbus, Ohio 43215-3746. It is also posted on the SERS' Ohio website, www.ohsers.org, under "*Employers/Audit Resources*".

Funding Policy - Plan members are required to contribute 10 percent of their annual covered salary and the District is required to contribute at an actuarially determined rate. The current District rate is 14 percent of annual covered payroll. A portion of the District's contribution is used to fund pension obligations with the remainder being used to fund health care benefits. For fiscal year 2013, 13.05 percent and 0.05 percent of annual covered salary was the portion used to fund pension obligations and death benefits, respectively. The contribution requirements of plan members and employers are established and may be amended by the SERS' Retirement Board up to a statutory maximum amount of 10 percent for plan members and 14 percent for employers. Chapter 3309 of the Ohio Revised Code provides statutory authority for member and employer contributions. The District's required contributions for pension obligations and death benefits to SERS for the fiscal years ended June 30, 2013, 2012 and 2011 were \$598,836, \$597,007 and \$545,783, respectively; 72.71 percent has been contributed for fiscal year 2013 and 100 percent for fiscal years 2012 and 2011.

B. State Teachers Retirement System of Ohio

Plan Description - The District participates in the State Teachers Retirement System of Ohio (STRS Ohio), a cost-sharing, multiple-employer public employee retirement plan. STRS Ohio provides retirement and disability benefits to members and death and survivor benefits to beneficiaries. STRS Ohio issues a stand-alone financial report that may be obtained by writing to STRS Ohio, 275 E. Broad St., Columbus, OH 43215-3771, by calling (888) 227-7877, or by visiting the STRS Ohio website at www.strsoh.org, under "*Publications*".

**OREGON CITY SCHOOL DISTRICT
LUCAS COUNTY, OHIO**

**NOTES TO THE BASIC FINANCIAL STATEMENTS
FOR THE FISCAL YEAR ENDED JUNE 30, 2013**

NOTE 15 - PENSION PLANS - (Continued)

New members have a choice of three retirement plans, a Defined Benefit (DB) Plan, a Defined Contribution (DC) Plan and a Combined Plan. The DB plan offers an annual retirement allowance based on final average salary times a percentage that varies based on years of service, or an allowance based on a member's lifetime contributions and earned interest matched by STRS Ohio funds divided by an actuarially determined annuity factor. The DC Plan allows members to place all their member contributions and employer contributions equal to 10.5 percent of earned compensation into an investment account. Investment decisions are made by the member. A member is eligible to receive a retirement benefit at age 50 and termination of employment. The member may elect to receive a lifetime monthly annuity or a lump sum withdrawal. The Combined Plan offers features of both the DC Plan and the DB Plan. In the Combined Plan, member contributions are invested by the member, and employer contributions are used to fund the defined benefit payment at a reduced level from the regular DB Plan. The DB portion of the Combined Plan payment is payable to a member on or after age 60; the DC portion of the account may be taken as a lump sum or converted to a lifetime monthly annuity at age 50. Benefits are established by Chapter 3307 of the Ohio Revised Code.

A DB or Combined Plan member with five or more years credited service who becomes disabled may qualify for a disability benefit. Eligible spouses and dependents of these active members who die before retirement may qualify for survivor benefits. Members in the DC Plan who become disabled are entitled only to their account balance. If a member of the DC Plan dies before retirement benefits begin, the member's designated beneficiary is entitled to receive the member's account balance.

Funding Policy - For fiscal year 2013, plan members were required to contribute 10 percent of their annual covered salaries. The District was required to contribute 14 percent; 13 percent was the portion used to fund pension obligations. Contribution rates are established by the State Teachers Retirement Board, upon recommendations of its consulting actuary, not to exceed statutory maximum rates of 10 percent for members and 14 percent for employers. Chapter 3307 of the Ohio Revised Code provides statutory authority for member and employer contributions.

The District's required contributions for pension obligations to STRS Ohio for the fiscal years ended June 30, 2013, 2012 and 2011 were \$2,403,897, \$2,503,083 and \$2,552,713, respectively; 82.57 percent has been contributed for fiscal year 2013 and 100 percent for fiscal years 2012 and 2011. Contributions to the DC and Combined Plans for fiscal year 2013 were \$63,598 made by the District and \$45,427 made by the plan members.

C. Social Security System

Effective July 1, 1991, all employees not otherwise covered by the SERS/STRS Ohio have an option to choose Social Security or the SERS/STRS Ohio. As of June 30, 2013, certain members of the Board of Education have elected Social Security. The District's liability is 6.2 percent of wages paid.

**OREGON CITY SCHOOL DISTRICT
LUCAS COUNTY, OHIO**

NOTES TO THE BASIC FINANCIAL STATEMENTS
FOR THE FISCAL YEAR ENDED JUNE 30, 2013

NOTE 16 - POSTEMPLOYMENT BENEFITS

A. School Employees Retirement System

Plan Description - The District participates in two cost-sharing, multiple employer postemployment benefit plans administered by the School Employees Retirement System (SERS) for non-certificated retirees and their beneficiaries, a Health Care Plan and a Medicare Part B Plan. The Health Care Plan includes hospitalization and physicians' fees through several types of plans including HMO's, PPO's, Medicare Advantage, and traditional indemnity plans. A prescription drug program is also available to those who elect health coverage. SERS employs two third-party administrators and a pharmacy benefit manager to manage the self-insurance and prescription drug plans, respectively. The Medicare Part B Plan reimburses Medicare Part B premiums paid by eligible retirees and beneficiaries as set forth in Section 3309.69 of the Ohio Revised Code. Qualified benefit recipients who pay Medicare Part B premiums may apply for and receive a monthly reimbursement from SERS. The reimbursement amount is limited by statute to the lesser of the January 1, 1999 Medicare Part B premium or the current premium. The Medicare Part B monthly premium for calendar year 2013 was \$104.90 for most participants, but could be as high as \$335.70 per month depending on their income and the SERS' reimbursement to retirees was \$45.50. Benefit provisions and the obligations to contribute are established by the System based on authority granted by State statute. The financial reports of both Plans are included in the SERS Comprehensive Annual Financial Report which is available by contacting SERS at 300 East Broad St., Suite 100, Columbus, Ohio 43215-3746. It is also posted on the SERS' Ohio website, www.ohsers.org, under "Employers/Audit Resources".

Funding Policy - State statute permits SERS to fund the health care benefits through employer contributions. Each year, after the allocation for statutorily required benefits, the Retirement Board allocates the remainder of the employer contribution of 14 percent of covered payroll to the Health Care Fund. The Health Care Fund was established and is administered in accordance with Internal Revenue Code Section 105(e). For 2013, 0.16 percent of covered payroll was allocated to health care. An additional health care surcharge on employers is collected for employees earning less than an actuarially determined minimum compensation amount, pro-rated according to service credit earned. Statutes provide that no employer shall pay a health care surcharge greater than 2.0 percent of that employer's SERS-covered payroll; nor may SERS collect in aggregate more than 1.5 percent of the statewide SERS-covered payroll for the health care surcharge. For fiscal year 2013, the actuarially determined amount was \$20,525.

Active members do not contribute to the postemployment benefit plans. The Retirement Board establishes the rules for the premiums paid by the retirees for health care coverage for themselves and their dependents or for their surviving beneficiaries. Premiums vary depending on the plan selected, qualified years of service, Medicare eligibility and retirement status.

The District's contributions for health care (including surcharge) for the fiscal years ended June 30, 2013, 2012 and 2011 were \$82,821, \$99,266 and \$140,254, respectively; 72.71 percent has been contributed for fiscal year 2013 and 100 percent for fiscal years 2012 and 2011.

The Retirement Board, acting with advice of the actuary, allocates a portion of the employer contribution to the Medicare B Fund. For fiscal year 2013, this actuarially required allocation was 0.74 percent of covered payroll. The District's contributions for Medicare Part B for the fiscal years ended June 30, 2013, 2012, and 2011 were \$33,827, \$35,256 and \$35,122, respectively; 72.71 percent has been contributed for fiscal year 2013 and 100 percent for fiscal years 2012 and 2011.

**OREGON CITY SCHOOL DISTRICT
LUCAS COUNTY, OHIO**

NOTES TO THE BASIC FINANCIAL STATEMENTS
FOR THE FISCAL YEAR ENDED JUNE 30, 2013

NOTE 16 - POSTEMPLOYMENT BENEFITS - (Continued)

B. State Teachers Retirement System of Ohio

Plan Description - The District contributes to the cost sharing, multiple employer defined benefit Health Plan (the "Plan") administered by the State Teachers Retirement System of Ohio (STRS Ohio) for eligible retirees who participated in the defined benefit or combined pension plans offered by STRS Ohio. Benefits include hospitalization, physicians' fees, prescription drugs and reimbursement of monthly Medicare Part B premiums. The Plan is included in the report of STRS Ohio which may be obtained by visiting www.strsoh.org, under "Publications" or by calling (888) 227-7877.

Funding Policy - Ohio law authorizes STRS Ohio to offer the Plan and gives the Retirement Board authority over how much, if any, of the health care costs will be absorbed by STRS Ohio. Active employee members do not contribute to the Plan. All benefit recipients pay a monthly premium. Under Ohio law, funding for post-employment health care may be deducted from employer contributions. For 2013, STRS Ohio allocated employer contributions equal to 1 percent of covered payroll to the Health Care Stabilization Fund. The District's contributions for health care for the fiscal years ended June 30, 2013, 2012 and 2011 were \$184,915, \$192,545 and \$196,363, respectively; 82.57 percent has been contributed for fiscal year 2013 and 100 percent for fiscal years 2012 and 2011.

NOTE 17 - BUDGETARY BASIS OF ACCOUNTING

While reporting financial position, results of operations, and changes in fund balance on the basis of generally accepted accounting principles (GAAP), the budgetary basis as provided by law is based upon accounting for certain transactions on a basis of cash receipts and disbursements.

The statement of revenue, expenditures and changes in fund balance - budget and actual (non-GAAP budgetary basis) presented for the general fund is presented on the budgetary basis to provide a meaningful comparison of actual results with the budget. The major differences between the budget basis and the GAAP basis are that:

- (a) Revenues and other financing sources are recorded when received in cash (budget basis) as opposed to when susceptible to accrual (GAAP basis);
- (b) Expenditures and other financing uses are recorded when paid in cash (budget basis) as opposed to when the liability is incurred (GAAP basis);
- (c) In order to determine compliance with Ohio law, and to reserve that portion of the applicable appropriation, total outstanding encumbrances (budget basis) are recorded as the equivalent of an expenditure, as opposed to assigned or committed fund balance for that portion of outstanding encumbrances not already recognized as an account payable (GAAP basis);
- (d) Investments are reported at fair value (GAAP basis) as opposed to cost (budget basis);
- (e) Advances-in and advances-out are operating transactions (budget basis) as opposed to balance sheet transactions (GAAP basis); and,
- (f) Some funds are included in the general fund (GAAP basis), but have separate legally adopted budgets (budget basis).

**OREGON CITY SCHOOL DISTRICT
LUCAS COUNTY, OHIO**

NOTES TO THE BASIC FINANCIAL STATEMENTS
FOR THE FISCAL YEAR ENDED JUNE 30, 2013

NOTE 17 - BUDGETARY BASIS OF ACCOUNTING - (Continued)

The adjustments necessary to convert the results of operations for the year on the budget basis to the GAAP basis for the general fund is as follows:

Net Change in Fund Balance

	<u>General fund</u>
Budget basis	\$ (789,370)
Net adjustment for revenue accruals	(46,998)
Net adjustment for expenditure accruals	228,399
Net adjustment for other sources/uses	(192,530)
Funds budgeted elsewhere	(110,225)
Adjustment for encumbrances	637,160
GAAP basis	\$ (273,564)

Certain funds that are legally budgeted in separate special revenue funds are considered part of the general fund on a GAAP basis. This includes the special rotary fund, public school support fund, termination benefits fund and employee benefits self insurance fund.

NOTE 18 - DONOR RESTRICTED ENDOWMENTS

The District's private purpose trust funds include donor restricted endowments. The endowment, in the amount of \$261,800 represents the principal portion. The amount of net appreciation in donor restricted investments that is available for expenditures by the District is \$130,572 and is included as held in trust for scholarships. State law permits the District to appropriate, for purposes consistent with the endowment's intent, net appreciation, realized and unrealized, unless the endowment terms specify otherwise. The endowment indicates that the interest should be used to provide a scholarship each year.

NOTE 19 - SET-ASIDES

The District is required by State law to annually set-aside certain general fund revenue amounts, as defined by statutory formula, for the acquisition and construction of capital improvements. Amounts not spent by the end of the fiscal year or offset by similarly restricted resources received during the year must be held in cash at fiscal year-end. This amount must be carried forward to be used for the same purpose in future years. Expenditures exceeding the set-aside requirement may not be carried forward to the next fiscal year.

**OREGON CITY SCHOOL DISTRICT
LUCAS COUNTY, OHIO**

NOTES TO THE BASIC FINANCIAL STATEMENTS
FOR THE FISCAL YEAR ENDED JUNE 30, 2013

NOTE 19 - SET-ASIDES - (Continued)

The following cash-basis information describes the change in the fiscal year-end set-aside amount for capital improvements. Disclosure of this information is required by State statute.

	<u>Capital Improvements</u>
Set-aside balance June 30, 2012	\$ -
Current year set-aside requirement	645,227
Current year offsets	<u>(1,162,957)</u>
Total	<u>\$ (517,730)</u>
Balance carried forward to fiscal year 2014	<u>\$ -</u>
Set-aside balance June 30, 2013	<u>\$ -</u>

NOTE 20 - CONTINGENCIES

A. Grants

The District received financial assistance from federal and State agencies in the form of grants. The expenditure of funds received under these programs generally requires compliance with terms and conditions specified in the grant agreements and are subject to audit by the grantor agencies. Any disallowed claims resulting from such audits could become a liability of the general fund or other applicable funds. However, the effect of any such disallowed claims on the overall financial position of the District at June 30, 2013, if applicable, cannot be determined at this time.

B. Litigation

The District is a party to legal proceedings seeking damages or injunctive relief generally incidental to its operations and spending projects. The District management is of the opinion that disposition of the claim and legal proceedings will not have a material effect, if any, on the financial condition of the District.

NOTE 21 - OTHER COMMITMENTS

The District utilizes encumbrance accounting as part of its budgetary controls. Encumbrances outstanding at year end may be reported as part of restricted, committed, or assigned classifications of fund balance. At year end, the District's commitments for encumbrances in the governmental funds were as follows:

<u>Fund</u>	<u>Year-End Encumbrances</u>
General fund	\$ 349,335
Nonmajor governmental funds	<u>345,065</u>
Total	<u>\$ 694,400</u>

**OREGON CITY SCHOOL DISTRICT
LUCAS COUNTY, OHIO**

NOTES TO THE BASIC FINANCIAL STATEMENTS
FOR THE FISCAL YEAR ENDED JUNE 30, 2013

NOTE 22 - EAGLE LEARNING CENTER

The Eagle Learning Center Inc. (the "Learning Center") is a discretely presented component unit of the Oregon City School District (the "District"). The District is the Sponsor of the Learning Center. The Learning Center issues a publicly available, stand-alone financial report that includes financial statements and supplementary information. That report may be obtained by writing to Eagle Learning Center Inc., 5721 Seaman Road, Oregon, Ohio 43616.

A. Significant Accounting Policies

The basic financial statements (BFS) of the Learning Center have been prepared in conformity with accounting principles generally accepted in the United States of America (GAAP) as applied to governmental units. The Governmental Accounting Standards Board (GASB) is the accepted standard-setting body for establishing governmental accounting and financial reporting principles. The Learning Center's significant accounting policies are described below.

Basis of Presentation - Enterprise accounting is used to account for operations that are financed and operated in a manner similar to private business enterprises where the intent is that the costs (expenses) of providing goods or services to the general public on a continuing basis be financed or recovered primarily through user charges or where it has been decided that periodic determination of revenues earned, expenses incurred, and/or net income is appropriate for capital maintenance, public policy, management control, accountability or other purposes.

Measurement Focus and Basis of Accounting - Enterprise accounting uses a flow of economic resources measurement focus. With this measurement focus, all assets and deferred outflows and all liabilities and deferred inflows are included on the statement of net position. Basis of accounting refers to when revenues and expenses are recognized in the accounts and reported in the financial statements. Basis of accounting relates to the timing of the measurements made. The accrual basis of accounting is utilized for reporting purposes. Revenues are recognized when they are earned, and expenses are recognized when they are incurred.

Budgetary Process - Unlike other public schools located in the State of Ohio, community schools are not required to follow budgetary provisions set forth in Ohio Revised Code Chapter 5705, unless specifically provided in the Learning Center's contract with its Sponsor, except for Ohio Revised Code Section 5705.391 as it relates to five year forecasts. The contract between the Learning Center and its Sponsor requires a detailed school budget for each year of the contract; however, the budget does not have to follow the provisions of Ohio Revised Code Chapter 5705.

Cash - All monies received by the Learning Center are accounted for by the Learning Center's fiscal agent, the Oregon City School District. Cash received by the fiscal agent is maintained in separate bank accounts and a certificate of deposit in the Learning Center's name.

Capital Assets - All capital assets are capitalized at cost and updated for additions and reductions during the year. Donated capital assets are recorded at their fair market value on the date donated. The Learning Center maintains a capitalization threshold of \$1,000. The Learning Center does not have any infrastructure. The costs of normal maintenance and repairs that do not add to the value of the asset or materially extend an asset's life are not capitalized.

All capital assets are depreciated. Depreciation is computed using the straight-line method. Furniture and equipment is depreciated over three years. Leasehold improvements are depreciated over ten years.

**OREGON CITY SCHOOL DISTRICT
LUCAS COUNTY, OHIO**

NOTES TO THE BASIC FINANCIAL STATEMENTS
FOR THE FISCAL YEAR ENDED JUNE 30, 2013

NOTE 22 - EAGLE LEARNING CENTER - (Continued)

Net Position - Net position represents the difference between assets and deferred outflows and liabilities and deferred inflows. The net position component “net investment in capital assets,” consists of capital assets, net of accumulated depreciation. Deferred outflows of resources and deferred inflows of resources that are attributable to the acquisition, construction or improvement of those assets or related debt also should be included in this component of net position. Net position is reported as restricted when there are limitations imposed on its use either through the enabling legislation adopted by the Learning Center or through external restrictions imposed by creditors, grantors or laws or regulations of other governments.

The Learning Center applies restricted resources first when an expense is incurred for purposes for which both restricted and unrestricted net position is available.

Intergovernmental Revenue - The Learning Center currently participates in the State Foundation Program through the Ohio Department of Education. Revenues from this program are recognized as operating revenue in the accounting period in which they are earned, essentially the same as the fiscal year.

Grants and entitlements are recognized as non-operating revenues in the accounting period in which all eligibility requirements have been met. Eligibility includes timing requirements, which specify the year when the resources are required to be used or the fiscal year when use is first permitted; matching requirements, in which the Learning Center must provide local resources to be used for a specified purpose; and expenditure requirements, in which the resources are provided to the Learning Center on a reimbursement basis. The Learning Center did not receive any Federal or State grants in fiscal year 2013.

Prepayments - Payments made to vendors for services that will benefit periods beyond June 30, 2013, are recorded as prepaid items using the consumption method. A current asset for the prepaid amounts is recorded at the time of the payment by the Learning Center and the expense is recorded when used. The Learning Center has prepaid items for rent, utilities, employee bonds and commercial insurance of \$4,168 at June 30, 2013.

Operating Revenues and Expenses - Operating revenues are those revenues that are generated directly from the primary activity of the Learning Center. Operating expenses are necessary costs incurred to provide the service that is the primary activity of the Learning Center. All revenues and expenses not meeting this definition are reported as non-operating.

Estimates - The preparation of financial statements in conformity with GAAP requires management to make estimates and assumptions that affect the amounts reported in the financial statements and accompanying notes. Actual results may differ from those estimates.

**OREGON CITY SCHOOL DISTRICT
LUCAS COUNTY, OHIO**

NOTES TO THE BASIC FINANCIAL STATEMENTS
FOR THE FISCAL YEAR ENDED JUNE 30, 2013

NOTE 22 - EAGLE LEARNING CENTER - (Continued)

B. Change in Accounting Principles

For fiscal year 2013, the Learning Center has implemented GASB Statement No. 60, "Accounting and Financial Reporting for Service Concession Arrangements", GASB Statement No. 61, "The Financial Reporting Entity: Omnibus an amendment of GASB Statements No. 14 and No. 34", GASB Statement No. 62, "Codification of Accounting and Financial Reporting Guidance Contained in Pre-November 30, 1989 FASB and AICPA pronouncements", GASB Statement No. 63, "Financial Reporting of Deferred Outflows of Resources, Deferred Inflows of Resources, and Net Position", GASB Statement No. 65, "Items Previously Reported as Assets and Liabilities", and GASB Statement No. 66, "Technical Corrections-2012".

GASB Statement No. 60 addresses issues related to service concession arrangements (SCAs), which are a type of public-private or public-public partnership. An SCA is an arrangement between a transferor (a government) and an operator (governmental or nongovernmental entity) in which (1) the transferor conveys to an operator the right and related obligation to provide services through the use of infrastructure or another public asset (a "facility") in exchange for significant consideration and (2) the operator collects and is compensated by fees from third parties.

GASB Statement No. 61 modifies certain requirements for inclusion of component units in the financial reporting entity. The Statement amends the criteria for reporting component units as if they were part of the primary government in certain circumstances. Finally, the Statement also clarifies the reporting of equity interests in legally separate organizations. The implementation of GASB Statement No. 61 did not have an effect on the financial statements of the Learning Center.

GASB Statement No. 62 codifies accounting and financial reporting guidance contained in pre-November 30, 1989 FASB and AICPA pronouncements in an effort to codify all sources of GAAP for State and local governments so that they derive from a single source. The implementation of GASB Statement No. 62 did not have an effect on the financial statements of the Learning Center.

GASB Statement No. 63 provides financial and reporting guidance for *deferred outflows of resources* and *deferred inflows of resources* which are financial statement elements that are distinct from assets and liabilities. GASB Statement No. 63 standardizes the presentation of deferred outflows of resources and deferred inflows of resources and their effects on a government's *net position*. The implementation of GASB Statement No. 63 has changed the presentation of the Learning Center's financial statements to incorporate the concepts of net position, deferred outflows of resources and deferred inflows of resources.

GASB Statement No. 65 establishes accounting and financial reporting standards that reclassify, as *deferred outflows of resources* or *deferred inflows of resources*, certain items that were previously reported as assets and liabilities and recognizes, as outflows of resources or inflows of resources, certain items that were previously reported as assets and liabilities. GASB Statement No. 65 also provides other financial reporting guidance related to the impact of the financial statement elements *deferred outflows of resources* and *deferred inflows of resources*, such as changes in the determination of the major fund calculations and limiting the use of the term *deferred* in financial statement presentations. The implementation of GASB Statement No. 65 did not have an effect on the financial statements of the Learning Center.

**OREGON CITY SCHOOL DISTRICT
LUCAS COUNTY, OHIO**

NOTES TO THE BASIC FINANCIAL STATEMENTS
FOR THE FISCAL YEAR ENDED JUNE 30, 2013

NOTE 22 - EAGLE LEARNING CENTER - (Continued)

GASB Statement No. 66 enhances the usefulness of financial reports by resolving conflicting accounting and financial reporting guidance that could diminish the consistency of financial reporting. The implementation of GASB Statement No. 66 did not have an effect on the financial statements of the Learning Center.

C. Deposits

The Learning Center had \$50 in undeposited cash on hand which is included on the financial statements as part of “cash and investments”.

At June 30, 2013, the carrying amount of the Learning Center’s deposits was \$846,073. Based on the criteria described in GASB Statement No. 40, “Deposits and Investment Risk Disclosures”, as of June 30, 2013, \$275,144 of the Learning Center’s bank balance of \$854,756 was exposed to custodial risk as discussed below, while \$579,612 was covered by the Federal Deposit Insurance Corporation (FDIC).

Custodial credit risk is the risk that, in the event of bank failure, the Learning Center’s deposits may not be returned. All deposits are collateralized with eligible securities in amounts equal to at least 105% of the carrying value of the deposits. Such collateral, as permitted by the Ohio Revised Code, is held in single financial institution collateral pools at Federal Reserve Banks, or at member banks of the federal reserve system, in the name of the respective depository bank and pledged as a pool of collateral against all of the public deposits it holds or as specific collateral held at the Federal Reserve Bank in the name of the Learning Center. The Learning Center has no deposit policy for custodial credit risk beyond the requirements of State statute. Although the securities were held by the pledging institutions’ trust department and all statutory requirements for the deposit of money had been followed, noncompliance with Federal requirements could potentially subject the Learning Center to a successful claim by the FDIC.

D. Receivables

Receivables at June 30, 2013 consisted of accounts receivable of \$7,700 for sales of materials and supplies. All receivables are considered collectible in full and will be collected within the subsequent year.

E. Capital Assets

Capital asset activity for fiscal year 2013 was as follows:

	<u>Balance</u> <u>06/30/2012</u>	<u>Additions</u>	<u>Disposals</u>	<u>Balance</u> <u>06/30/2013</u>
Furniture, fixtures and equipment	\$ 26,999	\$ 88,760	\$ -	\$ 115,759
Leasehold improvements	63,189	-	-	63,189
Less: accumulated depreciation	<u>(45,472)</u>	<u>(37,682)</u>	<u>-</u>	<u>(83,154)</u>
Capital assets, net	<u>\$ 44,716</u>	<u>\$ 51,078</u>	<u>\$ -</u>	<u>\$ 95,794</u>

**OREGON CITY SCHOOL DISTRICT
LUCAS COUNTY, OHIO**

NOTES TO THE BASIC FINANCIAL STATEMENTS
FOR THE FISCAL YEAR ENDED JUNE 30, 2013

NOTE 22 - EAGLE LEARNING CENTER - (Continued)

F. Operating Leases

The Learning Center signed an operating lease for the period January 1, 2013 through December 31, 2013, with Free Realty Company to lease additional facility space, with the option to renew the lease for an additional one year provided notice of election of this option is provided to the lessor in writing at least sixty days prior to termination of this period.

Payments made in fiscal year 2013 for the operating lease totaled \$19,200. The future minimum lease payments required under the lease at June 30, 2013 are \$8,000, which are to be paid during fiscal year 2014. A \$1,600 prepayment is recorded on the statement of net position for July rent which was paid in June.

G. Risk Management

The Learning Center is exposed to various risks of loss related to torts; theft of, damage to, and destruction of assets; errors and omissions; injuries to contracted personnel; and natural disasters. The Learning Center has purchased a comprehensive property, casualty and liability insurance policy through First Insurance Group, with the following coverages:

General School District Liability:	
Per occurrence	\$ 1,000,000
Aggregate	2,000,000
Building and Contents	Replacement cost
Umbrella Liability	1,000,000

H. Contingencies

Litigation - The Learning Center is not involved in any other litigation that, in the opinion of management, would have material effect on the financial statements.

State Funding - The Ohio Department of Education (ODE) conducts reviews of enrollment data and full-time equivalency (FTE) calculations made by the schools. These reviews are conducted to ensure the schools are reporting accurate student enrollment data to the State, upon which State Foundation funding is calculated. The Learning Center does not anticipate any significant adjustments to state funding for the fiscal year ended June 30, 2013 as a result of the reviews which have yet to be completed.

I. Related Party Transaction

For fiscal year 2013, the Learning Center had expenses for purchased services and materials and supplies of \$621,669 to their Sponsor, which includes an intergovernmental payable of \$28,744.

**OREGON CITY SCHOOL DISTRICT
LUCAS COUNTY, OHIO**

NOTES TO THE BASIC FINANCIAL STATEMENTS
FOR THE FISCAL YEAR ENDED JUNE 30, 2013

NOTE 22 - EAGLE LEARNING CENTER - (Continued)

J. Sponsorship Contract

On October 24, 2011 the Sponsor and the Learning Center extended their Sponsorship Contract (the "Contract") for a period of five more years through June 30, 2016. In accordance with the Contract, the Sponsor, under a purchased services basis with the Learning Center, will provide planning, instructional, administrative and technical services to the Learning Center. Personnel providing services to the Learning Center on behalf of the Sponsor under the purchased services basis are considered employees of the Sponsor, and the Sponsor is solely responsible for all payroll functions.

Under the terms of the Contract, the Learning Center is required to pay the Sponsor 3% from the funding provided to the Learning Center by the Ohio Department of Education as an oversight and monitoring (administrative) fee. In addition, in the event that the Sponsor provides substantially all of the special education and services required by an individualized education program, the Learning Center shall pay the Sponsor the funds the Learning Center received from the Ohio Department of Education on account of such student, except that the Learning Center may retain sufficient funds to cover its actual costs related to such student, if any. Any other payments from the Learning Center to the Sponsor shall be mutually agreed upon between the Learning Center and the Sponsor.

OREGON CITY SCHOOL DISTRICT
Schedule of Federal Awards Expenditures
For the Year Ended June 30, 2013

<u>Federal Grantor/Pass-Through Grantor/Program Title</u>	<u>Pass Through Entity Number</u>	<u>CFDA Number</u>	<u>Receipts Recognized</u>	<u>Program Expenditures</u>
<u>U.S. Department of Agriculture</u>				
Nutrition Cluster:				
Passed through the Ohio Department of Education:				
Non-Cash Assistance (Food Distribution):				
National School Lunch Program	n/a	10.555	\$ 99,397	\$ 99,397
Cash Assistance:				
National School Breakfast Program	LLP4-12/13	10.553	168,336	168,336
National School Lunch Program	LLP4-12/13	10.555	781,949	781,949
Total Nutrition Cluster			1,049,682	1,049,682
Child Nutrition	n/a	10.560	13,600	9,588
Total U.S. Department of Agriculture			1,063,282	1,059,270
<u>U.S. Department of Education</u>				
Pass through Ohio Department of Education:				
Special Education Cluster:				
Title VI-B	6BSF-12	84.027	63,407	-
Title VI-B	6BSF-13	84.027	742,395	681,618
Total Special Education Cluster			805,802	681,618
Title I - Disadvantaged Children	C1S1-12	84.010	81,941	104,331
Title I - Disadvantaged Children	C1S1-13	84.010	463,048	395,825
Total Title I			544,989	500,156
Title II-A Improving Teacher Quality	TRS1-12	84.367	86,518	84,914
Title II-A Improving Teacher Quality	TRS1-13	84.367	115,445	115,445
Total Title II-A			201,963	200,359
Title II-D - Educational Technology	TJS1-12	84.318	3,278	5,628
Total Title II-D			3,278	5,628
Vocational Education Basic Grant	2OAO-12	84.048	-	2,385
Vocational Education Basic Grant	2OC1-13	84.048	47,056	44,785
Total Vocational Education Basic Grant			47,056	47,170
Race to the Top	FY 12	84.395	6,382	6,254
Race to the Top	FY 13	84.395	129,294	106,196
Race to the Top - Mini Grant	FY 13	84.395	11,928	11,928
Total Race to the Top Grant			147,604	124,378
Total U.S. Department of Education			1,750,692	1,559,309
Total Federal Awards			\$ 2,813,974	\$ 2,618,579

See accompanying Notes to the Schedule of Federal Awards Expenditures

**OREGON CITY SCHOOL DISTRICT
LUCAS COUNTY
Notes to the Schedule of Federal Awards Expenditures
For the Year Ended June 30, 2013**

1. Significant Accounting Policies

The accompanying schedule of federal awards expenditures is a summary of the activity of the District's federal award programs. The schedule has been prepared on the cash basis of accounting. Consequently, certain expenditures are recognized when received rather than when earned and certain expenditures are recognized when paid rather than when the obligation is incurred.

2. Food Distribution

Nonmonetary assistance is reported in the schedule at entitlement value of the commodities received and disbursed. Monies are commingled with State grants. It is assumed federal monies are expended first. At June 30, 2013 the District had commodities in inventory recorded in the Food Service Fund.

Rockefeller Building
614 W Superior Ave Ste 1242
Cleveland OH 44113-1306
Office phone - (216) 575-1630
Fax - (216) 436-2411

Charles E. Harris & Associates, Inc.
Certified Public Accountants

**INDEPENDENT AUDITORS' REPORT ON INTERNAL CONTROL OVER
FINANCIAL REPORTING AND ON COMPLIANCE AND OTHER MATTERS
REQUIRED BY GOVERNMENT AUDITING STANDARDS**

Oregon City School District
Lucas County
5721 Seaman Road
Oregon, Ohio 43616

To the Board of Education:

We have audited, in accordance with auditing standards generally accepted in the United States and the Comptroller General of the United States' *Government Auditing Standards*, the financial statements of the governmental activities, the discretely presented component unit, each major fund, and the aggregate remaining fund information of the Oregon City School District, Lucas County, (the District) as of and for the year ended June 30, 2013, and the related notes to the financial statements, which collectively comprise the District's basic financial statements and have issued our report thereon dated January 24, 2014. We noted the District implemented Governmental Accounting Standards Board (GASB) Statement No. 63, *Financial Reporting of Deferred Outflows of Resources, Deferred Inflows of Resources, and Net Position*, and GASB Statement No. 65, *Items Previously Reported as Assets and Liabilities*. Our report refers to other auditors who audited the financial statements of the Eagle Learning Center, as described in our report on the District's financial statements. This report does not include the results of the other auditors' testing of internal control over financial reporting or compliance and other matters that those auditors separately reported.

Internal Control Over Financial Reporting

As part of our financial statement audit, we considered the District's internal control over financial reporting (internal control) to determine the audit procedures appropriate in the circumstances to the extent necessary to support our opinions on the financial statements, but not to the extent necessary to opine on the effectiveness of the District's internal control. Accordingly, we have not opined on it.

A *deficiency in internal control* exists when the design or operation of a control does not allow management or employees, when performing their assigned functions, to prevent, or detect and timely correct misstatements. A *material weakness* is a deficiency, or combination of internal control deficiencies resulting in a reasonable possibility that internal control will not prevent or detect and timely correct a material misstatement of the District's financial statements. A *significant deficiency* is a deficiency, or a combination of deficiencies, in internal control that is less severe than a material weakness, yet important enough to merit attention by those charged with governance.

Our consideration of internal control was for the limited purpose described in the first paragraph of this section and was not designed to identify all internal control deficiencies that might be material weaknesses or significant deficiencies. Given these limitations, we did not identify any deficiencies in internal control that we consider material weaknesses. However, unidentified material weaknesses may exist.


Compliance and Other Matters

As part of reasonably assuring whether the District's financial statements are free of material misstatement, we tested its compliance with certain provisions of laws, regulations, contracts, and grant agreements, noncompliance with which could directly and materially affect the determination of financial statement amounts. However, opining on compliance with those provisions was not an objective of our audit and accordingly, we do not express an opinion. The results of our tests disclosed no instances of noncompliance or other matters we must report under *Government Auditing Standards*.

We did note certain matters not requiring inclusion in this report that we reported to the District's management in a separate letter dated January 24, 2014.

Purpose of this Report

This report only describes the scope of our internal control and compliance testing and our testing results, and does not opine on the effectiveness of the District's internal control or on compliance. This report is an integral part of an audit performed under *Government Auditing Standards* in considering the District's internal control and compliance. Accordingly, this communication is not suitable for any other purpose.



Charles E. Harris & Associates, Inc.
January 24, 2014

Rockefeller Building
614 W Superior Ave Ste 1242
Cleveland OH 44113-1306
Office phone - (216) 575-1630
Fax - (216) 436-2411

Charles E. Harris & Associates, Inc.
Certified Public Accountants

**INDEPENDENT AUDITORS' REPORT ON COMPLIANCE WITH REQUIREMENTS
APPLICABLE TO EACH MAJOR FEDERAL PROGRAM AND ON INTERNAL CONTROL OVER
COMPLIANCE REQUIRED BY OMB CIRCULAR A-133**

Oregon City School District
Lucas County
5721 Seaman Road
Oregon, Ohio 43616

To the Board of Education:

Report on Compliance for Each Major Federal Program

We have audited the Oregon City School District's (the District) compliance with the applicable requirements described in the U.S. Office of Management and Budget (OMB) *Circular A-133, Compliance Supplement* that could directly and materially affect the District's major federal program for the year ended June 30, 2013. The *Summary of Audit Results* in the accompanying schedule of findings identifies the District's major federal program.

Management's Responsibility

The District's management is responsible for complying with the requirements of laws, regulations, contracts, and grants applicable to its federal program.

Auditor's Responsibility

Our responsibility is to opine on the District's compliance for the District's major federal program based on our audit of the applicable compliance requirements referred to above. Our compliance audit followed auditing standards generally accepted in the United States of America; the standards for financial audits included in the Comptroller General of the United States' *Government Auditing Standards*; and OMB Circular A-133, *Audits of States, Local Governments, and Non-Profit Organizations*. These standards and OMB Circular A-133 require us to plan and perform the audit to reasonably assure whether noncompliance with the applicable compliance requirements referred to above that could directly and materially affect a major federal program occurred. An audit includes examining, on a test basis, evidence about the District's compliance with those requirements and performing such other procedures as we considered necessary in the circumstances.

We believe our audit provides a reasonable basis for our compliance opinion on the District's major program. However, our audit does not provide a legal determination of the District's compliance.

Opinion on the Major Federal Program

In our opinion, the Oregon City School District complied, in all material respects with the compliance requirements referred to above that could directly and materially affect its major federal program for the year ended June 30, 2013.


Report on Internal Control Over Compliance

The District's management is responsible for establishing and maintaining effective internal control over compliance with the applicable compliance requirements referred to above. In planning and performing our compliance audit, we considered the District's internal control over compliance with the applicable requirements that could directly and materially affect a major federal program, to determine our auditing procedures appropriate for opining on each major federal program's compliance and to test and report on internal control over compliance in accordance with OMB Circular A-133, but not to the extent needed to opine on the effectiveness of internal control over compliance. Accordingly, we have not opined on the effectiveness of the District's internal control over compliance.

A deficiency in internal control over compliance exists when the design or operation of a control over compliance does not allow management or employees, when performing their assigned functions, to prevent, or to timely detect and correct, noncompliance with a federal program's applicable compliance requirement. *A material weakness in internal control over compliance* is a deficiency, or combination of deficiencies, in internal control over compliance, such that there is a reasonable possibility that material noncompliance with a federal program compliance requirement will not be prevented, or timely detected and corrected. *A significant deficiency in internal control over compliance* is a deficiency, or a combination of deficiencies, in internal control over compliance with federal program's applicable compliance requirement that is less severe than a material weakness in internal control over compliance, yet important enough to merit attention by those charged with governance.

Our consideration of internal control over compliance was for the limited purpose described in the first paragraph of this section and would not necessarily identify all deficiencies in internal control over compliance that might be material weaknesses or significant deficiencies. We did not identify any deficiencies in internal control over compliance that we consider to be material weaknesses. However, material weaknesses may exist that have not been identified.

This report only describes the scope of our internal control compliance tests and the results of this testing based on OMB Circular A-133 requirements. Accordingly, this report is not suitable for any other purpose.



Charles E. Harris & Associates, Inc.
January 24, 2014

**SCHEDULE OF FINDINGS
OMB CIRCULAR A-133 SECTION .505**

**OREGON CITY SCHOOL DISTRICT
LUCAS COUNTY
June 30, 2013**

1. SUMMARY OF AUDITOR'S RESULTS

(d)(1)(i)	<i>Type of Financial Statement Opinion</i>	Unmodified
(d)(1)(ii)	<i>Were there any material control weaknesses reported at the financial statement level (GAGAS)?</i>	No
(d)(1)(ii)	<i>Were there any significant deficiencies reported at the financial statement level (GAGAS)?</i>	No
(d)(1)(iii)	<i>Was there any reported material non-compliance at the financial statement level (GAGAS)?</i>	No
(d)(1)(iv)	<i>Were there any material internal control weaknesses reported for major federal programs?</i>	No
(d)(1)(iv)	<i>Were there any significant deficiencies reported for major federal programs?</i>	No
(d)(1)(v)	<i>Type of Major Programs' Compliance Opinion</i>	Unmodified
(d)(1)(vi)	<i>Are there any reportable findings</i>	No
(d)(1)(vii)	<i>Major Programs:</i>	Special Education Cluster - CFDA #84.027
(d)(1)(viii)	<i>Dollar Threshold: Type A\B Programs</i>	Type A: > \$300,000 Type B: all others
(d)(1)(ix)	<i>Low Risk Auditee?</i>	Yes

**2. FINDINGS RELATED TO THE FINANCIAL STATEMENTS
REQUIRED TO BE REPORTED IN ACCORDANCE WITH GAGAS**

None.

3. FINDINGS FOR FEDERAL AWARDS

None.

**OREGON CITY SCHOOL DISTRICT
LUCAS COUNTY**

**SCHEDULE OF PRIOR AUDIT FINDINGS
June 30, 2013**

The prior audit report, for the year ending June 30, 2012, reported no material citations or recommendations.

Rockefeller Building
614 W Superior Ave Ste 1242
Cleveland OH 44113-1306
Office phone - (216) 575-1630
Fax - (216) 436-2411

Charles E. Harris & Associates, Inc.
Certified Public Accountants

Independent Accountants' Report on Applying Agreed-Upon Procedures

Oregon City School District
Lucas County
5721 Seaman Road
Oregon, Ohio 43616

To the Board of Education:

Ohio Rev. Code Section 117.53 states "the auditor of state shall identify whether the school district or community school has adopted an anti-harassment policy in accordance with Section 3313.666 of the Revised Code. This determination shall be recorded in the audit report. The auditor of state shall not prescribe the content or operation of any anti-harassment policy adopted by a school district or community school."

Accordingly, we have performed the procedure enumerated below, which was agreed to by the Board, solely to assist the Board in evaluating whether Oregon City School District (the District) has updated its anti-harassment policy in accordance with Ohio Rev. Code Section 3313.666. Management is responsible for complying with this requirement. This agreed-upon procedure engagement was conducted in accordance with attestation standards established by the American Institute of Certified Public Accountants. The sufficiency of this procedure is solely the responsibility of the Board. Consequently; we make no representation regarding the sufficiency of the procedure described below either for the purpose for which this report has been requested or for any other purpose.

1. We noted the Board did not amend its anti-harassment policy to include prohibiting harassment, intimidation, or bullying of any student "on a school bus" or by an "electronic act". Ohio Rev. Code Section 3313.666 required the Board to amend its policy by November 4, 2012.

We were not engaged to and did not conduct an examination, the objective of which would be the expression of an opinion on compliance with the anti-harassment policy. Accordingly, we do not express such an opinion. Had we performed additional procedures, other matters might have come to our attention that would have been reported to you.

This report is intended solely for the information and use of the Board and is not intended to be and should not be used by anyone other than these specified parties.

Charles Harris Associates

Charles E. Harris & Associates, Inc.
January 24, 2014

This page intentionally left blank.



Dave Yost • Auditor of State

OREGON CITY SCHOOL DISTRICT

LUCAS COUNTY

CLERK'S CERTIFICATION

This is a true and correct copy of the report which is required to be filed in the Office of the Auditor of State pursuant to Section 117.26, Revised Code, and which is filed in Columbus, Ohio.

Susan Babbitt

CLERK OF THE BUREAU

**CERTIFIED
MAY 8, 2014**