

**CITY OF FOREST PARK  
HAMILTON COUNTY, OHIO**

**SCHEDULE OF EXPENDITURES OF FEDERAL  
AWARDS AND INTERNAL CONTROL  
AND COMPLIANCE REPORTS**

**December 31, 2012**





# Dave Yost • Auditor of State

City Council  
City of Forest Park  
1201 West Kemper Road  
Forest Park, OH 45240-1617

We have reviewed the *Independent Auditor's Report* of the City of Forest Park, Hamilton County, prepared by Joseph Decosimo and Company, LLC, for the audit period January 1, 2012 through December 31, 2012. Based upon this review, we have accepted these reports in lieu of the audit required by Section 117.11, Revised Code. The Auditor of State did not audit the accompanying financial statements and, accordingly, we are unable to express, and do not express an opinion on them.

Our review was made in reference to the applicable sections of legislative criteria, as reflected by the Ohio Constitution, and the Revised Code, policies, procedures and guidelines of the Auditor of State, regulations and grant requirements. The City of Forest Park is responsible for compliance with these laws and regulations.

A handwritten signature in black ink that reads "Dave Yost".

Dave Yost  
Auditor of State

January 9, 2014

**This page intentionally left blank.**

# CITY OF FOREST PARK

## CONTENTS

---

Schedule of Expenditures of Federal Awards	1
Notes to Schedule of Expenditures of Federal Awards	2

### INTERNAL CONTROL AND COMPLIANCE

Independent Auditor's Report on Internal Control Over Financial Reporting and on Compliance and Other Matters Based on an Audit of Financial Statements Performed in Accordance With <i>Government Auditing Standards</i>	4/5
Independent Auditor's Report on Compliance for Each Major Federal Program and on Internal Control Over Compliance and on the Schedule of Expenditures of Federal Awards Required by OMB Circular A-133	6/8
Schedule of Findings and Questioned Costs	9/13
Schedule of Prior Audit Findings	14

**CITY OF FOREST PARK  
HAMILTON COUNTY, OHIO**

**SCHEDULE OF EXPENDITURES OF FEDERAL AWARDS**

**Year Ended December 31, 2012**

Federal Grantor/Pass-Through Grantor/Program or Cluster Title	Federal CFDA Number	Pass-Through Entity Number	Federal Expenditures
<b>U.S. Department of Justice</b> Bulletproof Vest Partnership Program	16.607		\$ 2,362
<b>U.S. Department of Transportation</b> Passed-Through from the Ohio Department of Transportation (ODOT) Highway Planning and Construction (I-275 Winton/South Gilmore Corridor)	20.205		700,000
State and Community Highway Safety (Traffic Engineering)	20.600	TE-2012-31-00-00-00400-00	12,000
<b>U.S. Housing and Urban Development</b> Passed-Through Hamilton County Development Company Home Investment Partnership Program (Home Improvement Loan - Small Repair Fund)	14.239		19,443
Community Development Block Grants/Entitlement Grants (Neighborhood Stabilization Program)	14.218		8,051
<b>Federal Emergency Management Agency</b> Passed-Through Ohio Task Force I National Urban Search & Rescue Response System	97.025	EMW-2008-CA-1492	<u>21,267</u>
<b>Total Expenditures of Federal Awards</b>			<u>\$ 763,123</u>

**CITY OF FOREST PARK  
HAMILTON COUNTY, OHIO**

**NOTES TO SCHEDULE OF EXPENDITURES OF FEDERAL AWARDS**

**December 31, 2012**

---

**NOTE 1 - BASIS OF PRESENTATION**

The accompanying schedule of expenditures of federal awards includes the federal grant activity of the City of Forest Park and is presented on the cash basis of accounting. The information in this schedule is presented in accordance with the requirements of OMB Circular A-133, *Audits of States, Local Governments, and Non-Profit Organizations*. Therefore, some amounts presented in this schedule may differ from amounts presented in, or used in the preparation of, the basic financial statement.

**NOTE 2 - SUMMARY BY FEDERAL AGENCY**

Federal expenditures summarized by federal grantor/agency are as follows:

<u>Federal Agency</u>	<u>Federal Expenditures</u>
U.S. Department of Justice	\$ 2,362
U.S. Department of Transportation	712,000
U.S. Housing and Urban Development	27,494
Federal Emergency Management Agency	<u>21,267</u>
	<u>\$ 763,123</u>

**NOTE 3 - HIGHWAY PLANNING AND CONSTRUCTION (CFDA# 20.205)**

In 2011, an agreement between the Ohio Department of Transportation, the City of Fairfield and the City of Forest Park was signed for the coordination and construction for the Winton/Gilmore Road project (Project). Additional agreements were signed designating the City of Fairfield as the Local Public Agency (LPA) for the project. On May 14, 2012, the City of Forest Park, via an electronic funds transfer wired / passed through \$700,000 from the the Ohio Public Works Commission to the Ohio Department of Transportation for the Project.

## **INTERNAL CONTROL AND COMPLIANCE**



**INDEPENDENT AUDITOR'S REPORT ON INTERNAL CONTROL OVER FINANCIAL REPORTING AND ON COMPLIANCE AND OTHER MATTERS BASED ON AN AUDIT OF FINANCIAL STATEMENTS PERFORMED IN ACCORDANCE WITH GOVERNMENT AUDITING STANDARDS**

To City Council  
City of Forest Park  
Hamilton County, Ohio

We have audited in accordance with auditing standards generally accepted in the United States of America and the standards applicable to financial audits contained in *Government Auditing Standards* issued by the Comptroller General of the United States, the financial statements of the governmental activities, the business-type activities, each major fund, and the aggregate remaining fund information of the City of Forest Park, Hamilton County, Ohio, as of and for the year ended December 31, 2012, and the related notes to the financial statements, which collectively comprise the City's basic financial statements, and have issued our report thereon dated November 12, 2013, in which it is also noted that the City of Forest Park's fund balance and net position has been restated to account for a reclassification of the Stormwater Management Utility Fund and the Solid Waste Collection Fund from governmental funds to enterprise funds and for a restatement of opening net position due to a TIF receivable being incorrectly classified as delinquent property taxes in the prior year financial statements.

**Internal Control Over Financial Reporting**

In planning and performing our audit of the financial statements, we considered the City of Forest Park, Hamilton County, Ohio's internal control over financial reporting (internal control) to determine the audit procedures that are appropriate in the circumstances for the purpose of expressing our opinions on the financial statements, but not for the purpose of expressing an opinion on the effectiveness of the City's internal control. Accordingly, we do not express an opinion on the effectiveness of the City's internal control.

Our consideration of internal control was for the limited purpose described in the preceding paragraph and was not designed to identify all deficiencies in internal control that might be material weaknesses or significant deficiencies and therefore, material weaknesses or significant deficiencies may exist that were not identified. However, as described in the accompanying Schedule of Findings and Questioned Costs, we identified certain deficiencies in internal control that we consider to be material weaknesses.

*A deficiency in internal control* exists when the design or operation of a control does not allow management or employees, in the normal course of performing their assigned functions, to prevent, or detect and correct, misstatements on a timely basis. *A material weakness* is a deficiency, or a combination of deficiencies, in internal control such that there is a reasonable possibility that a material misstatement of the entity's financial statements will not be prevented, or detected and corrected on a timely basis. *A significant deficiency* is a deficiency, or a combination of deficiencies, in internal control that is less severe than a material weakness, yet important enough to merit attention by those charged with governance. We consider the findings 2012-001, 2012-002 and 2012-003 described in the accompanying Schedule of Findings and Questioned Costs to be material weaknesses.

**Compliance and Other Matters**


As part of obtaining reasonable assurance about whether the City of Forest Park, Hamilton County, Ohio's financial statements are free from material misstatement, we performed tests of its compliance with certain provisions of laws, regulations, contracts, and grant agreements, noncompliance with which could have a direct and material effect on the determination of financial statement amounts. However, providing an opinion on compliance with those provisions was not an objective of our audit, and accordingly, we do not express such an opinion. The results of our tests disclosed instances of noncompliance or other matters that are required to be reported under *Government Auditing Standards* and which are described in the accompanying schedule of findings and questioned costs as items 2012-003.

**The City's Response to Findings**

The City of Forest Park, Hamilton County, Ohio's response to the findings identified in our audit are described in the accompanying Schedule of Findings and Questioned Costs. The City's response was not subjected to the auditing procedures applied in the audit of the financial statements and, accordingly, we express no opinion on it.

**Purpose of this Report**

The purpose of this report is solely to describe the scope of our testing of internal control and compliance and the result of that testing, and not to provide an opinion on the effectiveness of the entity's internal control or on compliance. This report is an integral part of an audit performed in accordance with *Government Auditing Standards* in considering the entity's internal control and compliance. Accordingly, this communication is not suitable for any other purpose.

A handwritten signature in black ink that reads "Joseph Decosimo and Company, LLC". The signature is written in a cursive, flowing style.

Cincinnati, Ohio  
November 12, 2013

**INDEPENDENT AUDITOR'S REPORT ON COMPLIANCE FOR EACH MAJOR FEDERAL PROGRAM AND ON INTERNAL CONTROL OVER COMPLIANCE AND ON THE SCHEDULE OF EXPENDITURES OF FEDERAL AWARDS REQUIRED BY OMB CIRCULAR A-133**

The Governing Body  
City of Forest Park  
Hamilton County, Ohio

**Report on Compliance for Each Major Federal Program**

We have audited City of Forest Park's compliance with the types of compliance requirements described in the *OMB Circular A-133 Compliance Supplement* that could have a direct and material effect on each of City of Forest Park's major federal programs for the year ended December 31, 2012. The City of Forest Park's major federal programs are identified in the summary of auditor's results section of the accompanying Schedule of Findings and Questioned Costs.

**Management's Responsibility**

Management is responsible for compliance with the requirements of laws, regulations, contracts, and grants applicable to its federal programs.

**Auditor's Responsibility**

Our responsibility is to express an opinion on compliance for each of City of Forest Park's major federal programs based on our audit of the types of compliance requirements referred to above. We conducted our audit of compliance in accordance with auditing standards generally accepted in the United States of America; the standards applicable to financial audits contained in *Government Auditing Standards*, issued by the Comptroller General of the United States; and OMB Circular A-133, *Audits of States, Local Governments, and Non-Profit Organizations*. Those standards and OMB Circular A-133 require that we plan and perform the audit to obtain reasonable assurance about whether noncompliance with the types of compliance requirements referred to above that could have a direct and material effect on a major federal program occurred. An audit includes examining, on a test basis, evidence about the City of Forest Park's compliance with those requirements and performing such other procedures as we considered necessary in the circumstances.

We believe that our audit provides a reasonable basis for our opinion on compliance for each major federal program. However, our audit does not provide a legal determination of the City of Forest Park's compliance.

**Opinion on Each Major Federal Program**

In our opinion, the City of Forest Park complied, in all material respects, with the types of compliance requirements referred to above that could have a direct and material effect on each of its major federal programs for the year ended December 31, 2012.

**Other Matters**

The results of our auditing procedures disclosed an instance of noncompliance, which is required to be reported in accordance with OMB Circular A-133 and which is described in the accompanying schedule of findings and questioned costs as item 2012-004. Our opinion on each major federal program is not modified with respect to these matters.

The City of Forest Park's response to the noncompliance findings identified in our audit are described in the accompanying schedule of findings and questioned costs. The City of Forest Park's response was not subjected to the auditing procedures applied in the audit of compliance and, accordingly, we express no opinion on the response.

### **Report on Internal Control Over Compliance**

Management of the City of Forest Park is responsible for establishing and maintaining effective internal control over compliance with the types of compliance requirements referred to above. In planning and performing our audit of compliance, we considered the City of Forest Park's internal control over compliance with the types of requirements that could have a direct and material effect on each major federal program to determine the auditing procedures that are appropriate in the circumstances for the purpose of expressing an opinion on compliance for each major federal program and to test and report on internal control over compliance in accordance with OMB Circular A-133, but not for the purpose of expressing an opinion on the effectiveness of internal control over compliance. Accordingly, we do not express an opinion on the effectiveness of the City of Forest Park's internal control over compliance.

*A deficiency in internal control over compliance* exists when the design or operation of a control over compliance does not allow management or employees, in the normal course of performing their assigned functions, to prevent, or detect and correct, noncompliance with a type of compliance requirement of a federal program on a timely basis. A *material weakness in internal control over compliance* is a deficiency, or combination of deficiencies, in internal control over compliance, such that there is a reasonable possibility that material noncompliance with a type of compliance requirement of a federal program will not be prevented, or detected and corrected, on a timely basis. A *significant deficiency in internal control over compliance* is a deficiency, or a combination of deficiencies, in internal control over compliance with a type of compliance requirement of a federal program that is less severe than a material weakness in internal control over compliance, yet important enough to merit attention by those charged with governance.


Our consideration of internal control over compliance was for the limited purpose described in the first paragraph of this section and was not designed to identify all deficiencies in internal control over compliance that might be material weaknesses or significant deficiencies and therefore, material weaknesses or significant deficiencies may exist that were not identified. We did not identify any deficiencies in internal control over compliance that we consider to be material weaknesses. However, we identified a certain deficiency in internal control over compliance, as described in the accompanying schedule of findings and questioned costs as item 2012-004, that we consider to be a significant deficiency.

The City of Forest Park's response to the internal control over compliance findings identified in our audit is described in the accompanying schedule of findings and questioned costs. The City of Forest Park's response was not subjected to the auditing procedures applied in the audit of compliance and, accordingly, we express no opinion on the response.

The purpose of this report on internal control over compliance is solely to describe the scope of our testing of internal control over compliance and the results of that testing based on the requirements of OMB Circular A-133. Accordingly, this report is not suitable for any other purpose.

**Report on Schedule of Expenditures of Federal Awards Required by OMB Circular A-133**

We have audited the financial statements of City of Forest Park as of and for the year ended December 31, 2012, and have issued our report thereon dated November 12, 2013, which contained an unmodified opinion on those financial statements in which it is also noted that the City of Forest Park's fund balance and net position has been restated to account for a reclassification of the Stormwater Management Utility Fund and the Solid Waste Collection Fund from governmental funds to enterprise funds and for a restatement of opening net position due to a TIF receivable being incorrectly classified as delinquent property taxes in the prior year financial statements. Our audit was conducted for the purpose of forming an opinion on the financial statements as a whole. The accompanying schedule of expenditures of federal awards is presented for purposes of additional analysis as required by OMB Circular A-133 and is not a required part of the financial statements. Such information is the responsibility of management and was derived from and relates directly to the underlying accounting and other records used to prepare the financial statements. The information has been subjected to the auditing procedures applied in the audit of the financial statements and certain additional procedures, including comparing and reconciling such information directly to the underlying accounting and other records used to prepare the financial statements or to the financial statements themselves, and other additional procedures in accordance with auditing standards generally accepted in the United States of America. In our opinion, the schedule of expenditure of federal awards is fairly stated in all material respects in relation to the financial statements as a whole.

A handwritten signature in black ink that reads "Joseph Decosimo and Company, LLC". The signature is written in a cursive, flowing style.

Cincinnati, Ohio  
November 12, 2013

**CITY OF FOREST PARK  
HAMILTON COUNTY, OHIO  
SCHEDULE OF FINDINGS AND QUESTIONED COSTS  
Year Ended December 31, 2012**

---

**Section I - Summary of Auditor's Results**

*Financial Statement*

Type of auditor's report issued: Unmodified

Internal control over financial reporting:

Material weakness(es) identified?	<u>  X  </u>	Yes	<u>        </u>	No
Significant deficiency(ies) identified that are not considered to be material weaknesses?	<u>        </u>	Yes	<u>  X  </u>	None reported
Noncompliance material to financial statement noted?	<u>  X  </u>	Yes	<u>        </u>	No

*Federal Awards*

Internal control over major programs:

Material weakness(es) identified?	<u>        </u>	Yes	<u>  X  </u>	No
Significant deficiency(ies) identified that are not considered to be material weaknesses?	<u>  X  </u>	Yes	<u>        </u>	None reported

Type of auditor's report issued on compliance for major programs: Unmodified

Any audit findings disclosed that are required to be reported in accordance with Section 510(a) of Circular A-133?

<u>  X  </u>	Yes	<u>        </u>	No
--------------	-----	-----------------	----

*Identification of major program*

CFDA Number

Name of Federal Program

20.205

US Department of Transportation - Highway Planning and Construction (Federal-Aid Highway Program))

Dollar threshold used to distinguish between Type A and Type B programs:

\$300,000

Auditee qualified as low-risk auditee?

<u>        </u>	Yes	<u>  X  </u>	No
-----------------	-----	--------------	----

**CITY OF FOREST PARK**  
**HAMILTON COUNTY, OHIO**  
**SCHEDULE OF FINDINGS AND QUESTIONED COSTS**  
**Year Ended December 31, 2012**

---

**Section II - Financial Statement Findings**

**FINDING NUMBER 2012-001**

**MATERIAL WEAKNESS - MATERIAL ADJUSTMENTS INCLUDING PRIOR PERIOD RESTATEMENT**

During the course of our audit, several material adjustments were required to be posted. These items were not originally identified by the City's internal control. In one instance, a prior period adjustment was necessary to correct the December 31, 2011 Net Position balance. A description of the adjustments and the opening balance restatement is as follows:

*Restatement of Prior Year Net Position and Fund Balance* - During the course of audit, it was identified by the City of Forest Park that the Stormwater Management Utility fund and Solid Waste Collection fund should be classified as enterprise funds, not special revenue funds as previously determined. These funds had been previously classified as governmental funds, but based on prescribed technical definitions and additional research, knowledge and application of GASB No. 54, *Fund Balance Reporting and Governmental Fund Type Definitions*, the funds in question were reclassified. This creates a \$2.8 million reclassification of fund balance and net position. The City also incorrectly classified a TIF receivable as a delinquent property tax receivable. This created an opening restatement of \$3.8 Million to the January 1, 2012 opening net position. A description of these restatements are more fully described in Note 21 to the financial statements.

*Accrued Wages* - During the course of our audit testing, it was determined that accrued wages at December 31, 2012 had not been recorded. The financial records were adjusted resulting in a decrease to fund balance and net position of \$231,533.

*Cash and Cash Equivalents* - During the course of our audit testing, as more fully described in Finding 2012-002, the cash and cash equivalents balance was adjusted due to erroneous reconciling items, resulting in an increase to fund balance and net position of \$282,130.

**VIEWS OF RESPONSIBLE OFFICIALS AND PLANNED CORRECTIVE ACTIONS**

*Restatement of Prior Year Net Position and Fund Balance*

The City acknowledges its oversight in failing to timely implement GASB 54. The City agrees with the finding and wishes to emphasize that, although the issue was not timely identified as a new accounting requirement, it was the City that originally addressed and corrected the deficiency with our conversion team. The City has not only revised their audit conversion process, they have modified their budget process to fully implement the GASB 54 changes. New funds have been established as a part of the City 2014 budget to make the changes necessary to become fully compliant with GASB 54.

*Accrued Wages*

The City acknowledges and is in agreement with this finding. The City wishes to accentuate that this finding is solely related to the accrual-based conversion necessary to present its basic financial statements. This finding does not impact the daily, cash-basis, records of the City. This finding is due to a miscommunication between the City and their conversion team that will not occur in future audits.

**CITY OF FOREST PARK**  
**HAMILTON COUNTY, OHIO**  
**SCHEDULE OF FINDINGS AND QUESTIONED COSTS**  
**Year Ended December 31, 2012**

---

*Cash and Cash Equivalents*

The City acknowledges and is in agreement with the finding. The City wishes to stress that this finding is solely related to the change in financial management software systems. The City is correcting its reconciliation processes for new procedures that will simplify its reconciliation process to become more in line with its new financial management software. The City would also emphasize that this finding does not impact daily, cash basis, records of the City. The City recognizes and understands that reconciliations are a key element to maintaining an effective system of internal controls. The City is working diligently to become compliant with its bank account reconciliations.

**FINDING NUMBER 2012-002**

**MATERIAL WEAKNESS - CASH ACCOUNTS ARE NOT RECONCILED TIMELY**

**CRITERIA**

An entity's internal control should be designed to prevent or detect misstatements in the financial statement assertions. Performing timely and accurate bank reconciliations is a key element to maintaining an effective system of internal controls.

**CONDITION**

During testwork over cash and cash equivalents, we noted that monthly bank to book reconciliations for the operating, sweep and payroll checking accounts had not been prepared or reviewed for any respective month during 2012. As part of the preparation of the year-end comprehensive annual financial report, a reconciliation was prepared, but several of the reconciling items were ultimately identified as either incorrect or non-existent. As a result, an adjustment to cash and cash equivalents of \$282,130, as noted in Finding 2012-001, was required to bring the financial records and cash position in balance.

**CAUSE**

City personnel indicated that the software adoption/conversion created general ledger issues and errors. City personnel were not able to timely determine the cause of the differences and were therefore unable to properly reconcile the monthly bank statements to the financial records.

**EFFECT**

Failure to properly prepare bank reconciliations increases the risk of error or omission, errors in fund balance, overspending in funds, negative cash balances, and fraud or abuse.

**RECOMMENDATION**

We recommend that the City review and amend its policies and procedures as appropriate to ensure that the monthly bank reconciliations are prepared and reviewed.

**VIEWS OF RESPONSIBLE OFFICIALS AND PLANNED CORRECTIVE ACTIONS**

Management acknowledges and agrees with the finding.



**CITY OF FOREST PARK  
HAMILTON COUNTY, OHIO  
SCHEDULE OF FINDINGS AND QUESTIONED COSTS  
Year Ended December 31, 2012**

---

**FINDING NUMBER 2012-003**

**COMPLIANCE VIOLATION - OHIO REVISED CODE (ORC) SECTION 117.103, AUDITOR OF STATE'S SYSTEM FOR REPORTING FRAUD**

**MATERIAL WEAKNESS - INFORMATION ABOUT THE OHIO FRAUD-REPORTING SYSTEM WAS NOT PROVIDED TO NEW EMPLOYEES WITHIN 30 DAYS OF EMPLOYMENT**

**CRITERIA**

ORC Section 117.103 requires that, effective May 4, 2012, the public office provide information about the Ohio fraud-reporting system and the means of reporting fraud to each new employee upon employment with the public office. Each new employee shall confirm receipt of this information within thirty days after beginning employment.

**CONDITION**

The City hired ten new employees since the effective date and information was not provided in all ten cases.

**CAUSE**

Lack of knowledge of the changes on the Ohio Revised Code.

**EFFECT**

There is no material effect on the financial statements, but the City is in violation of the Ohio Revised Code and employees may not know they have a resource to use in the event any fraud is suspected.

**RECOMMENDATION**

Management should review all policy and procedure updates to the Ohio Revised Code to ensure future compliance with changed requirements.

**VIEWS OF RESPONSIBLE OFFICIALS AND PLANNED CORRECTIVE ACTIONS**

Management acknowledges and agrees with the finding.

**CITY OF FOREST PARK**  
**HAMILTON COUNTY, OHIO**  
**SCHEDULE OF FINDINGS AND QUESTIONED COSTS**  
**Year Ended December 31, 2012**

---

**Section III - Federal Award Findings and Questioned Costs**

**FINDING NUMBER 2012-004**

**SIGNIFICANT DEFICIENCY/COMPLIANCE FINDING - AUDIT COMPLETION/FILING OF DATA COLLECTION FORM**

**CRITERIA**

OMB Circular A-J33, Subpart C, §\_ .320 requires that the audit shall be completed and the data collection form and reporting package shall be submitted within the earlier of 30 days after receipt of the auditor's report(s), or nine months after the end of the audit period, unless a longer period is agreed to in advance by the cognizant or oversight agency for audit.

**CONDITION**

The City did not submit the Single Audit report and data collection form within nine months of its fiscal year end.

**CAUSE**

There were delays in financial reporting created by a change in financial management software system. The annual required audit was not completed until November 2013.

**EFFECT**

The City's Single Audit report was not issued within nine months of its fiscal year end and did not meet the established filing requirements under OMB Circular A-133.

**QUESTIONED COST**

Not applicable.

**RECOMMENDATION**

We recommend the City work to ensure prompt release of the City financial statements along with the Single Audit Reports and data collection form in order to be in compliance with OMB Circular A-133.

**VIEWS OF RESPONSIBLE OFFICIALS AND PLANNED CORRECTIVE ACTIONS**

The City acknowledges and is in agreement with the finding. The City wishes to stress that this finding and the related delay in issuing timely financial statements is directly related to the change in financial management software systems. The City would also emphasize that this finding does not impact the daily records and operation of the City. The City recognizes and understands that issuing timely financial statements is a key element to maintaining an effective system of internal controls. The corrective action plan will insure that this deficiency is addressed immediately and will not impact the City's future audits.

**CITY OF FOREST PARK  
HAMILTON COUNTY, OHIO  
SCHEDULE OF PRIOR AUDIT FINDINGS  
Year Ended December 31, 2012**

---

Finding Number	Finding Summary	Fully Corrected?	Not Corrected; Partially Corrected; Significantly Different Corrective Action Taken; or Finding No Longer Valid
2011-001	Compliance Violation - ORC Section 735.05, Municipal Contracts: competitive bidding requirements were not followed	Yes	There were no contract bidding violations identified in our 2012 audit testing..


**This page intentionally left blank.**

# CITY OF FOREST PARK, OHIO

## 2012 COMPREHENSIVE ANNUAL FINANCIAL REPORT

CITY OF FOREST PARK OHIO

POSITIONED FOR PROGRESS



Charles H. Johnson, *Mayor*

Wynndel T. Burns, 1st Vice-Mayor

Sheila J. Cottle, 2nd Vice-Mayor

Council Members

Diana J. Herbe

J. Denise Jarnigan-Holt

David R. Lives

Charles Southall Jr.

Ray H. Hodges, *City Manager*



For Year Ending December 31, 2012

**This page intentionally left blank.**

**CITY OF FOREST PARK, OHIO**

**COMPREHENSIVE ANNUAL FINANCIAL REPORT**

**FOR THE YEAR ENDED DECEMBER 31, 2012**

**PREPARED BY:**  
**DEPARTMENT OF FINANCE**  
**HARLITA H. ROBINSON**  
**DIRECTOR OF FINANCE**

**THIS PAGE INTENTIONALLY LEFT BLANK**





	<u>Page</u>
<b>INTRODUCTORY SECTION</b>	
Letter of Transmittal	vii
Public Officials	xiii
Organizational Chart	xiv
Certificate of Achievement for Excellence in Financial Reporting	xv
<b>FINANCIAL SECTION</b>	
Independent Auditor's Report	1
Management's Discussion and Analysis	3
Basic Financial Statements:	
Government-wide Financial Statements:	
Statement of Net Position	11
Statement of Activities	12
Fund Financial Statements:	
Balance Sheet - Governmental Funds	14
Reconciliation of Total Governmental Fund Balance to Net Position of Governmental Activities	17
Statement of Revenues, Expenditures and Changes in Fund Balance - Governmental Funds	18
Reconciliation of the Statement of Revenues, Expenditures, and Changes in Fund Balance of Governmental Funds to the Statement of Activities	21
Statement of Net Position - Proprietary Funds	22
Statement of Revenues, Expenses and Changes in Fund Net Position - Proprietary Funds	23
Statement of Cash Flows - Proprietary Funds	24
Statement of Fiduciary Net Position - Fiduciary Fund	25
Notes to the Basic Financial Statements	26
Required Supplementary Information:	
Schedule of Revenues, Expenditures by Budget Center and Changes in Fund Balance - Budget and Actual (Non-GAAP Budgetary Basis) - General Fund	51
Schedule of Revenues, Expenditures by Budget Center and Changes in Fund Balance - Budget and Actual (Non-GAAP Budgetary Basis) - Fire Fund	56
Schedule of Revenues, Expenditures by Budget Center and Changes in Fund Balance - Budget and Actual (Non-GAAP Budgetary Basis) - Carillon Business Park TIF Fund	57
Schedule of Revenues, Expenditures by Budget Center and Changes in Fund Balance - Budget and Actual (Non-GAAP Budgetary Basis) - Cincinnati Mills TIF Fund	58
Notes to the Required Supplementary Information	59
Combining Statements and Individual Fund Schedules:	
Major Governmental Funds	62
Schedule of Revenues, Expenditures and Changes in Fund Balance Budget and Actual (Non-GAAP Budgetary Basis):	
Economic Development	63
Nonmajor Governmental Funds	65
Combining Balance Sheet	66
Combining Statement of Revenues, Expenditures and Changes in Fund Balance	67
Nonmajor Special Revenue Funds	
Fund Descriptions	68
Combining Balance Sheet	70
Combining Statement of Revenues, Expenditures and Changes in Fund Balance	74

	<u>Page</u>
Schedule of Revenues, Expenditures and Changes in Fund Balance Budget and Actual (Non-GAAP Budgetary Basis):	
Street	78
State Highway	79
Law Enforcement Trust	80
Law Enforcement Grant	81
DARE	82
Urban Renewal	83
Health Care Reserve	84
Home Improvement	85
Cobblewood TIF	86
Fire Department Trust	87
Court Automation	88
Peace Officer Training	89
Promenade TIF	90
FEMA	91
ARRA	92
 Nonmajor Debt Service Funds	
Fund Description	93
Schedule of Revenues, Expenditures and Changes in Fund Balance Budget and Actual (Non-GAAP Budgetary Basis):	
Debt Service	94
 Nonmajor Capital Projects Funds	
Fund Descriptions	95
Combining Balance Sheet	96
Combining Statement of Revenues, Expenditures and Changes in Fund Balance	97
Schedule of Revenues, Expenditures and Changes in Fund Balance Budget and Actual (Non-GAAP Budgetary Basis):	
Capital Improvement	98
Fire Capital	99
Police Capital Equipment	100
 Nonmajor Funds	
Fund Descriptions	101
Statement of Changes in Assets and Liabilities	102

	<u>Schedule</u>	<u>Page</u>
<b>STATISTICAL SECTION</b>		
Net Position by Component	1	107
Changes in Net Position	2	108
Fund Balances, Governmental Funds	3	111
Changes in Fund Balances, Governmental Funds	4	112
Assessed Value and Estimated Actual Value of Taxable Property	5	114
Direct and Overlapping Property Tax Rates	6	115
Principal Property Tax Payers	7	116
Property Tax Levies and Collections	8	117
Income Tax by Payer Type and Income Tax Rate	9	118
Principal Income Taxpayers	10	119
Ratios of Outstanding Debt by Type	11	120
Ratios of General Bonded Debt Outstanding	12	121
Direct and Overlapping Governmental Activities Debt	13	122
Legal Debt Margin Information	14	123
Demographic and Economic Statistics - Hamilton County	15	124
Major Employers	16	125
Full-Time Equivalent City Government Employees by Function/Program	17	126
Operating Indicators by Function/Program	18	127
Capital Asset Statistics by Function/Program	19	128

**THIS PAGE INTENTIONALLY LEFT BLANK**



# INTRODUCTORY SECTION



**This page intentionally left blank.**



# City of Forest Park

FINANCE DEPARTMENT - Income Tax Office

November 13, 2013

The Citizens of Forest Park, Ohio,  
Honorable Mayor and Members of City Council,  
Lenders and Other Interested Parties,

## **THE COMPREHENSIVE ANNUAL FINANCIAL REPORT**

We are pleased to present our 2012 Comprehensive Annual Financial Report (CAFR) for the City of Forest Park for your review. This report has been prepared in conformity with generally accepted accounting principles (GAAP) and is audited in accordance with generally accepted auditing standards. State law requires that every general purpose local government publish a complete set of financial statements. This report is published to fulfill that requirement for the year ended December 31, 2012. This report contains the basic financial statements and other financial and statistical data that provide a complete and full disclosure of all material financial aspects of the City of Forest Park. The report information is presented in three major sections:

1. ***The Introductory Section*** includes the table of contents, this letter of transmittal which presents the City's organization, operational structure and accomplishments, a list of elected officials and key administrative personnel, an organizational chart, and the Certificate of Achievement for Excellence in Financial Reporting.
2. ***The Financial Section*** contains the Independent Auditors Report, Management's Discussion and Analysis, and the City's General Purpose Financial Statements, which include explanatory notes thereto. This section also includes additional supplementary information including the combining financial schedules and the individual fund budget-versus-actual schedules.
3. ***The Statistical Section*** presents social, economic, and historical data in a multi-year format which can be used to identify financial trends and data relative to the fiscal capacity of the City.

A complete CAFR is not required to be prepared, but by doing so it represents a commitment by the City of Forest Park (the City) to achieve the highest nationally recognized standards of excellence in financial reporting as established by the Government Accounting Standards Board (GASB) and the Government Finance Officers Association (GFOA).

This report consists of management's representations concerning the finances of the City. Consequently, management assumes full responsibility for the completeness and reliability of all of the information presented in this report. To provide a basis for making these representations, management



1201 WEST KEMPER ROAD / FOREST PARK, OHIO 45240 / (513) 595-5211 / FAX (513) 595-5293

has established a comprehensive internal control framework that is designed both to protect the government's assets from loss, theft, or misuse and to compile reliable information for the preparation of the City's financial statements in conformity with GAAP. Because the cost of internal controls should not outweigh their benefits, the City's comprehensive framework of internal controls has been designed to provide reasonable rather than absolute assurance that the financial statements will be free from material misstatement. As management, we assert that, to the best of our knowledge and belief, this financial report is complete and reliable in all material respects.

The City's financial statements have been audited by Joseph Decosimo and Company, Certified Public Accountants. The goal of the independent audit was to provide reasonable assurance that the financial statements of the City for the fiscal year ended December 31, 2012 are free of material misstatement. The independent audit involved examining, on a test basis, evidence supporting the amounts and disclosures in the financial statements; assessing the accounting principles used and significant estimates made by management; and evaluating the overall financial statement presentation. The independent auditor concluded, based upon the audit, that there was a reasonable basis for rendering an unqualified opinion that the City's financial statements for the fiscal year ended December 31, 2012, are fairly presented in conformity with GAAP. The independent auditor's opinion is presented as the first component of the financial section of this report.

GAAP require management provide a narrative introduction, overview, and analysis to accompany the basic financial statements in the form of Management's Discussion and Analysis (MD&A). This letter of transmittal is designed to complement MD&A and should be read in conjunction with it. The City's MD&A can be found immediately following the report of the independent auditors.

### CITY OVERVIEW

The City is located in the southwestern portion of the State of Ohio between the cities of Cincinnati and Dayton, and is entirely within the County of Hamilton. The City traces its roots to the mid-1950's when the Federal Government encouraged the development of a second greenbelt community in the Cincinnati area. The Village of Greenhills (Greenhills) was the first greenbelt community, a concept patterned after the famed garden cities of England. In contrast to Greenhills, however, development of Forest Park was handled through private enterprise, specifically the Warner-Kanter Corporation. That was in 1954. Within two years, the first homes were ready for occupancy. Forest Park progressed rapidly with the formation of a civic association in 1958, a volunteer fire department and incorporation as a village in 1961, and city status (population in excess of 5,000) in 1968 with the adoption of a Home Rule Charter that same year. The City of Forest Park was also the site of Homearama in 1963 and 1971.

As of the 2010 U. S. Census Report, Forest Park was the third largest city in Hamilton County, with a population of 18,720. Its 62 miles of streets and 3,800-plus acres are bounded by Hamilton Avenue to the west, Springfield Pike (Route 4) to the east, Sharon Road to the south and the Hamilton County line north of I-275 to the north. Forest Park is 14 miles north of downtown Cincinnati, 35 miles south of Dayton, and within 125 miles of the cities of Columbus, Indianapolis, Lexington, and Louisville. Via I-275, the City is only 35 minutes from the Greater Cincinnati International Airport. Because of this ideal location, the City enjoys a reputation as a premier site for both residential and commercial development.



The City operates under the City Manager-Council plan pursuant to its Charter, but is also subject to the general statutes of the State of Ohio governing municipalities. In addition, the City may exercise all powers of local self-government under Article XVIII, Section 3, of the Ohio Constitution. The legislative authority of the City is vested in a seven member Council whose members are elected to four-year overlapping terms with an election of three (or four in alternate council election years) council seats every two years. The Council enacts ordinances and resolutions to provide for city services, to levy taxes, to make appropriations, to borrow money, to set salaries of all employees of the City, whether elected or appointed, to adopt a budget and to perform such other duties and exercise such other rights, not inconsistent with the City Charter, as may be granted to the legislative authority of any municipality of Ohio. The presiding officer of the Council is the Mayor, who is chosen by the council every two years under the Charter. All Council members are from the City at large.

The City Manager is the chief executive, administrative, and law enforcement officer of the City. The Manager is charged with responsibility for enforcing the laws and ordinances of the City. The Manager appoints and removes all heads of departments and all subordinate officers and employees of the City, except the City Law Director and Clerk of Council. He exercises control over all departments created by the City Council. The Law Director serves as legal advisor and attorney for the City and performs duties as provided under the Charter and general laws of Ohio pertaining to municipal legal advisors. The Director of Finance is appointed by the City Manager with the concurrence of the City Council to supervise the Department of Finance and performs the powers, duties and functions of the fiscal officer of the City pursuant to the Charter and general laws of Ohio. The City provides numerous services including police, fire and emergency services protection, the construction and maintenance of highways and streets; parks and recreational program services, and stormwater management.

### **ECONOMIC CONDITIONS AND OUTLOOK**

While economic conditions in Forest Park have improved over the past several years, significant challenges remain. Our community is experiencing double-digit vacancy rates at its office properties. This troublesome trend is the result of an overall lack of demand in the suburban office market. Indeed, vacancy exceeds 20% at office properties throughout the northwest Cincinnati quadrant.

Retail properties in particular have yet to recover from the recent economic downturn. There are significant vacancies at several shopping centers. Forest Fair Village (formerly Cincinnati Mall) is now more than 50% vacant following the departure of one of its anchor stores, Burlington Coat Factory. Forest Park Plaza also lost an anchor store with the departure of Main Street Market Grocery. There are several vacant retail and restaurant buildings on Winton Road and Hamilton Avenue as well.

In spite of these economic challenges, we are confident in the city's ability to recover. Income levels remain strong. According to ERSI, median household income exceeds \$60,000 and per capita income is approaching \$30,000. Average household income is more than \$70,000. Forest Park residents spend more than the county, state, and national averages on retail, restaurant and entertainment purchases. The percentage of college-educated individuals also exceeds county, state and national averages.

Our business community remains strong. There are more than 680 companies in the City. These businesses employ almost 10,000 individuals. While many of these companies are small and medium size firms, Forest Park is also home to several large employers including Ameritas and Jacobs

Engineering. Approximately 1,000 people work at these two companies alone. The community remains a popular destination for business investment especially from several highly desirable industry clusters:

- Medical Services - DaVita Dialysis Clinic, Siloam Biosciences, Mercy Physicians, DCi
- Call and Data Centers - VXI, Defender Direct
- R&D - Cincinnati Testing Laboratories, SigmaTEK, PBSI
- Finance and Insurance - Ameritas, PNC, Cheviot Savings and Loan
- Engineering - EQ, Process Plus, Thelen Associates, CTL Engineering
- Advanced Manufacturing - Magna Machine, Faxon Machining, Steel Summit
- Retail - Bass Pro, Babies R Us, Walmart, Starbucks, Cracker Barrel, CarMax

To build on this momentum, Forest Park has successfully implemented strategies to retain and attract businesses. We have worked with several companies to expand their operations, and the City has made significant investments to improve key gateways into the community. For example, we leveraged our own resources with state and federal funds to complete improvements on Winton Road and Hamilton Avenue. Similar improvements are planned for Northland Boulevard in 2014-2015.

This combination of public and private investments has produced results. Over the past two years, the City has issued permits to 37 NEW businesses. In addition, a number of existing companies elected to remain and expand their operations in Forest Park. Notable successes include several projects announced or completed during the past twelve months:

- Ameritas announced plans for a reconfiguration of its Forest Park campus including the construction of a new 70,000 SF office building, a \$13 million project involving the retention or creation of more than 600 jobs.
- As part of this project, Ameritas moved its financial services division back to Forest Park from Downtown Cincinnati, creating 29 new positions.
- VXI Global Solutions invested more than \$3.5 million to acquire and renovate an existing 32,000 SF office creating 250-300 new jobs.
- The Hillman Group added 30,000 SF to an existing facility. The company now employs close to 200 people at its 400,000 SF Forest Park distribution center.
- Steel Summit, a leader in the steel service center industry, recently completed an expansion of its Forest Park manufacturing facility, adding 30,000 SF of space to an existing building. The project retains 40 existing jobs.

Clearly Forest Park faces significant challenges. Consequently redevelopment and reinvestment will continue to be important elements of our program of work. No doubt, a combination of public improvements and private investments is needed to overcome the obstacles before us. By leveraging our own resources with outside funds and judiciously investing in business development, we can capitalize on our community's strengths and minimize the impact of any weaknesses.

## LONG-TERM FINANCIAL PLANNING

The general fund year-end balance remains in excess of 20 percent of total general fund revenues, which is the goal of the City. Forest Park undertook a redevelopment program in 2007 that will span several years that includes general fund support. The City will strive to maintain the ideal percentage of carryover despite the additional demands on the general fund.

## FINANCIAL INFORMATION

The City utilizes a fully-automated accounting system. The Finance Department audits each voucher prior to payment and ensures that the financial information is both accurate and reliable.

All funds are included in the annual appropriated budget. The level of budgetary control (i.e., the level at which expenditures cannot legally exceed the appropriated amount) is at the department level and within each department at the levels of personal services, contractual services and supplies and materials. Budgetary control is maintained by encumbering the estimated purchase amounts prior to the release of purchase orders to vendors. Purchase orders that result in overruns of budgeted balances are not released until additional appropriations are made available through transfers or council action. Appropriations, initial and supplemental, must be authorized by City Council. As demonstrated by the statements and schedules included in the financial section of this Comprehensive Annual Financial Report, the City continues to meet its responsibility for sound fiscal management.

## CITY INCOME TAX

The 1.5% locally levied tax applies to gross salaries, wages and other personal service compensation earned by residents, both in and out of the City and upon earnings of non-residents earned in the City. It also applies to net income of business organizations derived from business activities conducted in the City. In February 2007, Forest Park voters approved a tax modification plan that increased the income tax rate to 1.5% effective July 1, 2007. In addition, the 0.5% credit for tax paid to another jurisdiction was increased to 1.5%. The income tax revenues help fund operating expenses in the General Fund as well as provide debt service for the General Obligation Bonds.

Revenues from this tax are directly related to employment levels and the general economic conditions in the Cincinnati area. Revenues for the past three years as reported in the General Fund are as follows:

<u>Revenues</u>	
2012.....	\$7,271,385
2011.....	\$7,367,500
2010.....	\$7,411,840

## CERTIFICATE OF ACHIEVEMENT FOR EXCELLENCE IN FINANCIAL REPORTING

The Government Finance Officers Association of the United States and Canada (GFOA) awarded a Certificate of Achievement for Excellence in Financial Reporting to the City of Forest Park for its comprehensive annual financial report for the fiscal year ended December 31, 2011. This was the nineteenth consecutive year that the government has achieved this prestigious award. In order to be awarded a Certificate of Achievement, a governmental unit must publish an easily readable and efficiently organized comprehensive annual financial report. This report must satisfy both generally accepted accounting principles and applicable legal requirements.

A Certificate of Achievement is valid for a period of one year only. We believe our current comprehensive annual financial report continues to meet the Certificate of Achievement Program's requirements and we are submitting it to GFOA to determine its eligibility for another certificate.

### ACKNOWLEDGEMENTS

This report is the culmination of months of hard work by many individuals. I want to thank the Office Associate II for accounts payable, Rebekah Brown, Office Associate for accounts receivable, Sherry Powell, Office Associate II for payroll, Renetta Lucas, Deputy Finance Director, Andrew Levandusky and my Assistant to the Finance Director, Joy Vetere. I also wish to thank Katherine English, Business Auditor for income tax collections, and my two Office Associates for income tax collection, Diane Mathews, and Maria Scott, for their assistance with this Comprehensive Annual Financial Report and their continued high-quality work in diligently carrying out their responsibilities within the finance department. Additionally, we wish to thank the independent accounting firm of Plattenburg and Associates, Certified Public Accountants for their assistance with the GAAP conversion and Joseph Decosimo and Company for their independent audit. Members of the staff of the each firm contributed greatly while working with City finance department staff toward the preparation and audit of these financial statements.

Finally, a special word of thanks is necessary to recognize the efforts of members of City Council and the City Administration past and present whose conservative fiscal management and solid decision-making are reflected in the sound financial position of the City of Forest Park. As a result of their hard work model format, this report presents information in an organized manner to provide greater insight regarding the City's finances. We hope readers of this financial report will find the report beneficial in understanding the City's financial organization, financial position and condition, net assets and results of operations.

Sincerely,

A handwritten signature in blue ink, appearing to read "Harlita H. Robinson".

Harlita H. Robinson, CPA, ACPFA, ACPFIM  
Director of Finance & Tax Commissioner

**CITY OF FOREST PARK, OHIO  
PUBLIC OFFICIALS**

**LEGISLATIVE**

**MAYOR**  
Charles Johnson

**COUNCIL MEMBERS**

Wynndel T. Burns, 1<sup>st</sup> Vice Mayor  
Sheila J. Cottle, 2<sup>nd</sup> Vice Mayor  
Diana J. Herbe

I. Denise Jarnigan-Holt  
David R. Lives  
Charles Southall Jr.

**APPOINTED OFFICIALS**

City Manager  
Building Department Director  
Community Development Director  
Economic Development Director  
Director of Finance & Tax Commissioner  
Fire Chief  
Human Resources Director  
Police Chief  
Public Works & Stormwater Utility Director  
Law Director  
Information Systems Administrator  
Environmental Awareness Program Manager  
Clerk of Council  
Recreation Coordinator

Ray H. Hodges  
Rafic M. Nakouzi  
Christopher A. Anderson  
Christopher A. Anderson  
Harlita H. Robinson  
Alfonza Jones II  
Tye R. Smith  
Phillip L. Cannon  
David L. Buesking  
John R. Wykoff  
Robert G. Silber  
Wright H. Gwyn  
Sally D. Huffman  
Taffy A. Jackson-Fambro

**DEPARTMENT OF FINANCE**

Harlita H. Robinson, CPA, CPFA  
Andrew T. Levandusky  
Joy H. Vetere

Director  
Deputy Finance Director  
Assistant to the Finance Director

**DIVISION OF ACCOUNTING**

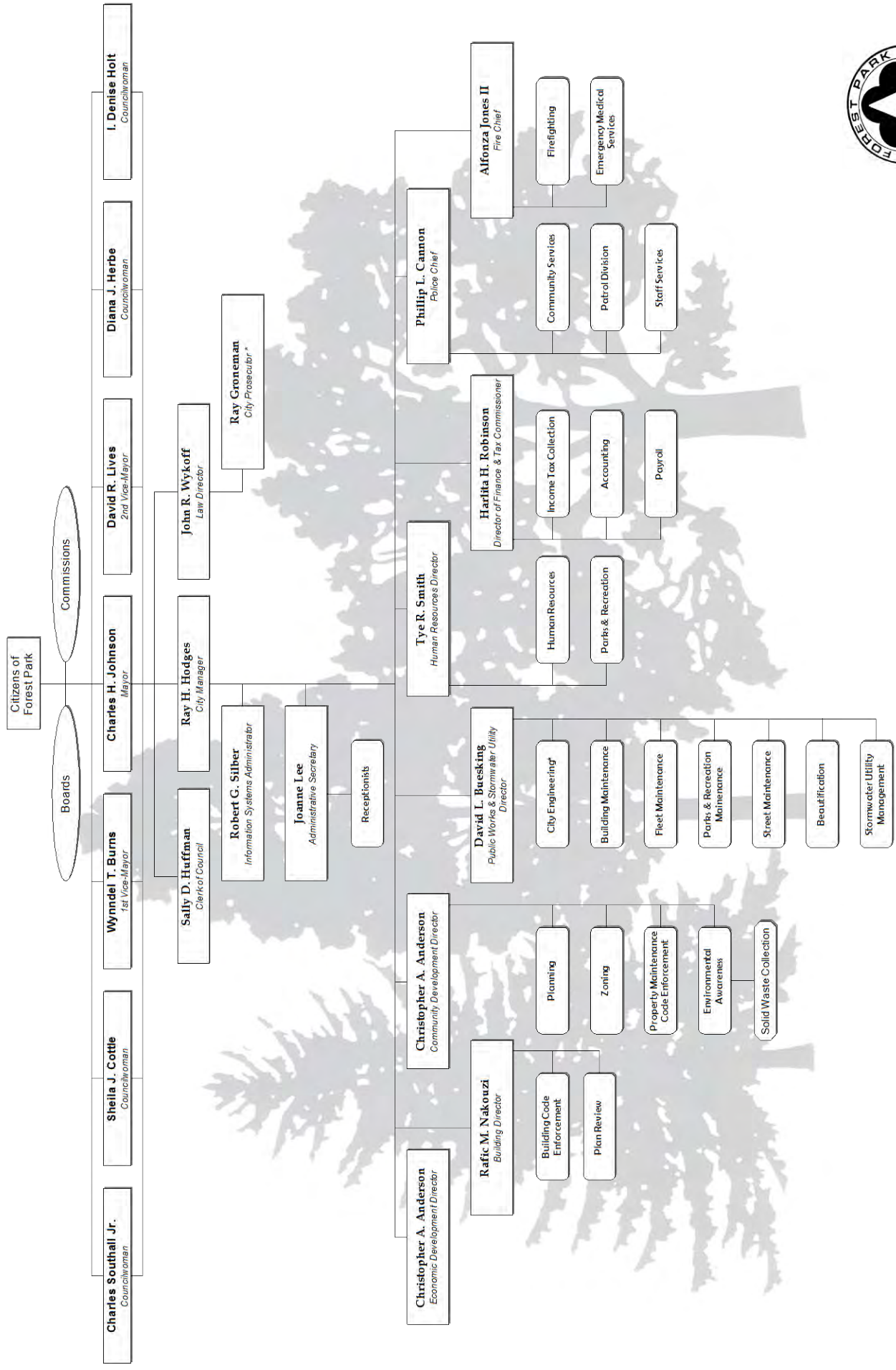
Sherry A. Powell  
Rebekah L. Brown  
Renetta C. Lucas

Finance Associate - Receivables  
Finance Associate - Payables  
Finance Associate – Payroll

**DIVISION OF TAXATION**

Diane M. Mathews  
Maria L. Scott

Tax Associate  
Tax Associate



\* Contractual Employee

# Certificate of Achievement for Excellence in Financial Reporting

Presented to

City of Forest Park  
Ohio

For its Comprehensive Annual  
Financial Report  
for the Fiscal Year Ended  
December 31, 2011

A Certificate of Achievement for Excellence in Financial Reporting is presented by the Government Finance Officers Association of the United States and Canada to government units and public employee retirement systems whose comprehensive annual financial reports (CAFRs) achieve the highest standards in government accounting and financial reporting.



*Christopher P. Moivell*

President

*Jeffrey R. Emer*

Executive Director

**This page intentionally left blank.**



# FINANCIAL SECTION



**This page intentionally left blank.**

## INDEPENDENT AUDITOR'S REPORT

To the City Council  
City of Forest Park  
Hamilton County, Ohio

### **Report on the Financial Statements**

We have audited the accompanying financial statements of the governmental activities, the business-type activities, each major fund, and the aggregate remaining fund information of the City of Forest Park (the City) as of and for the year ended December 31, 2012, and the related notes to the financial statements, which collectively comprise the City's basic financial statements as listed in the table of contents.

### **Management's Responsibility for the Financial Statements**

Management is responsible for the preparation and fair presentation of these financial statements in accordance with accounting principles generally accepted in the United States of America; this includes the design, implementation, and maintenance of internal control relevant to the preparation and fair presentation of financial statements that are free from material misstatement, whether due to fraud or error.

### **Auditor's Responsibility**

Our responsibility is to express opinions on these financial statements based on our audit. We conducted our audit in accordance with auditing standards generally accepted in the United States of America and the standards applicable to financial audits contained in *Government Auditing Standards*, issued by the Comptroller General of the United States. Those standards require that we plan and perform the audit to obtain reasonable assurance about whether the financial statements are free from material misstatement.

An audit involves performing procedures to obtain audit evidence about the amounts and disclosures in the financial statements. The procedures selected depend on the auditor's judgment, including the assessment of the risks of material misstatement of the financial statements, whether due to fraud or error. In making those risk assessments, the auditor considers internal control relevant to the entity's preparation and fair presentation of the financial statements in order to design audit procedures that are appropriate in the circumstances, but not for the purpose of expressing an opinion on the effectiveness of the entity's internal control. Accordingly, we express no such opinion. An audit also includes evaluating the appropriateness of accounting policies used and the reasonableness of significant accounting estimates made by management, as well as evaluating the overall presentation of the financial statements.

We believe that the audit evidence we have obtained is sufficient and appropriate to provide a basis for our audit opinions.

### **Opinions**

In our opinion, the financial statements referred to above present fairly, in all material respects, the respective financial position of the governmental activities, the business-type activities, each major fund, and the aggregate remaining fund information of the City of Forest Park, as of December 31, 2012, and the respective changes in financial position and, where applicable, cash flows thereof for the year then ended, in accordance with accounting principles generally accepted in the United States of America.

### **Emphasis of Matter**

As discussed in Note 21 to the financial statements, the City's fund balance and net position have been restated to account for a reclassification of the Stormwater Management Utility Fund and the Solid Waste Collection Fund from governmental funds to enterprise funds and for a restatement of opening net position due to a TIF receivable being incorrectly classified as delinquent property taxes in the prior year financial statements.

**Other Matters***Required Supplementary Information*

Accounting principles generally accepted in the United States of America require that the management's discussion and analysis and budgetary comparison information on pages 3–10 and 50–60 be presented to supplement the basic financial statements. Such information, although not a part of the basic financial statements, is required by the Governmental Accounting Standards Board who considers it to be an essential part of financial reporting for placing the basic financial statements in an appropriate operational, economic, or historical context. We have applied certain limited procedures to the required supplementary information in accordance with auditing standards generally accepted in the United States of America, which consisted of inquiries of management about the methods of preparing the information and comparing the information for consistency with management's responses to our inquiries, the basic financial statements, and other knowledge we obtained during our audit of the basic financial statements. We do not express an opinion or provide any assurance on the information because the limited procedures do not provide us with sufficient evidence to express an opinion or provide any assurance.

*Other Information*


Our audit was conducted for the purpose of forming opinions on the financial statements that collectively comprise the City of Forest Park's basic financial statements. The combining and individual nonmajor fund financial statements, the budgetary comparison schedules of nonmajor governmental funds, the introductory and statistical section are presented for purposes of additional analysis and are not a required part of the basic financial statements.

The combining and individual nonmajor fund financial statements and the budgetary comparison schedules of nonmajor governmental funds are the responsibility of management and were derived from and relate directly to the underlying accounting and other records used to prepare the basic financial statements. Such information has been subjected to the auditing procedures applied in the audit of the basic financial statements and certain additional procedures, including comparing and reconciling such information directly to the underlying accounting and other records used to prepare the basic financial statements or to the basic financial statements themselves, and other additional procedures in accordance with auditing standards generally accepted in the United States of America. In our opinion, the combining and individual nonmajor fund financial statements and the budgetary comparison schedules of nonmajor governmental funds are fairly stated, in all material respects, in relation to the basic financial statements as a whole.

The introductory and statistical sections have not been subjected to the auditing procedures applied in the audit of the basic financial statements, and accordingly, we do not express an opinion or provide any assurance them.

**Other Reporting Required by *Government Auditing Standards***

In accordance with *Government Auditing Standards*, we have also issued our report dated November 12, 2013, on our consideration of the City of Forest Park's internal control over financial reporting and on our tests of its compliance with certain provisions of laws, regulations, contracts, and grant agreements and other matters. The purpose of that report is to describe the scope of our testing of internal control over financial reporting and compliance and the results of that testing, and not to provide an opinion on internal control over financial reporting or on compliance. That report is an integral part of an audit performed in accordance with *Government Auditing Standards* in considering City of Forest Park's internal control over financial reporting and compliance.



Cincinnati, Ohio  
November 12, 2013

**City of Forest Park, Ohio**  
**Management's Discussion and Analysis**  
**For The Year Ended December 31, 2012**  
**(Unaudited)**

---

The City of Forest Park's discussion and analysis of the annual financial reports provides a review of the financial performance for the fiscal year ended December 31, 2012. The intent of this discussion and analysis is to look at the City's financial performance as a whole; readers should also review the transmittal letter, notes to the basic financial statements and financial statements to enhance their understanding of the City's performance.

**Financial Highlights**

Key financial highlights for 2012 are as follows:

- In total, net position decreased \$390,920.
- General revenues accounted for \$14,154,292 in revenue or 74% of all revenues. Program specific revenues in the form of charges for services and grants and contributions accounted for \$5,050,805 or 26% of total revenues of \$19,205,097.
- The City had \$18,037,877 in expenses related to governmental activities; only \$3,378,832 of these expenses were offset by program specific charges for services, grants, or contributions. General revenues of \$14,162,521 provided for 79% of these programs.
- Business-type operations reflected an operating income (loss) of \$124,407.

**Overview of the Financial Statements**

This annual report consists of a series of financial statements. These statements are presented so that the reader can understand the City's financial situation as a whole and to give a detailed view of the City's fiscal condition.

The Statement of Net Position and Statement of Activities provide information about the activities of the City as a whole and present a long-term view of the City's finances. Major fund financial statements provide the next level of detail. For governmental funds, these statements tell how services were financed in the short-term as well as the amount of funds available for future spending. The fund financial statements also look at the City's most significant funds with all other nonmajor funds presented in total in one column.

**Government-Wide Financial Statements**

The analysis of the City as a whole begins with the Government-Wide Financial Statements. These reports provide information that will help the reader to determine if the City of Forest Park is financially better off or worse off as a result of the year's activities. These statements include all assets and liabilities using the accrual basis of accounting similar to the accounting used by private sector companies. All current year revenues and expenses are taken into account regardless of when cash is received or paid.

These two statements report the City's net position and changes to those assets. This change informs the reader whether the City's financial position, as a whole, has improved or diminished. In evaluating

**City of Forest Park, Ohio**  
**Management's Discussion and Analysis**  
**For The Year Ended December 31, 2012**  
**(Unaudited)**

---

the overall financial health, the reader of these financial statements needs to take into account non-financial factors that also impact the City's financial well-being. Some of these factors include the City's tax base and the condition of capital assets.

In the Government-Wide Financial Statements, the overall financial position of the City is presented in the following manner:

- **Governmental Activities** - Most of the City's services are reported here including police, fire, rescue, street maintenance, parks and recreation, and general administration. Income taxes, property taxes, intergovernmental revenue, charges for services, and interest finance most of these activities.
- **Business-Type Activities** - These services include Stormwater Management Utility and Solid Waste Collection. Service fees for these operations are charged based upon the amount of usage or a usage fee. The intent is that the fees charged recoup operational costs.

**Fund Financial Statements**

Information about the City's major funds is presented in the Fund Financial Statements (see table of contents). Fund financial statements provide detailed information about the City's major funds - not the City as a whole. Some funds are required by State law and bond covenants. Other funds may be established by the City, with approval of the Council, to help control, manage and report money received for a particular purpose or to show that the City is meeting legal responsibilities for use of grants. The City's major funds are General Fund, Fire Fund, Carillon Business Park TIF Fund, Cincinnati Mall TIF and Economic Development Fund.

**Governmental Funds** - The City's services are reported in governmental funds, which focus on how money flows into and out of those funds and the balances left at year-end that are available for spending. These funds are reported using an accounting method called modified accrual accounting, which measures cash and all other financial assets that can readily be converted to cash. The governmental fund statements provide a detailed short-term view of the City's general government operations and the basic services it provides. Governmental fund information helps to determine whether there are more or less financial resources that can be spent in the near future on services provided to our residents. The relationship (or differences) between governmental activities (reported in the Statement of Net Position and the Statement of Activities) and governmental funds is reconciled in the financial statements.

**Proprietary Funds** - When the City charges citizens for the services it provides, with the intent of recapturing operating costs, these services are generally reported in proprietary funds. Proprietary funds use the same basis of accounting as business-type activities; therefore, these statements will essentially match.

**Fiduciary Funds** - Fiduciary funds are used to account for resources held for the benefit of parties outside the government. Fiduciary funds are *not* reflected in the Government-Wide Financial Statements because the resources of those funds are *not* available to support the City's own programs. All of the City's fiduciary activities are reported in a separate Statement of Fiduciary Net Position.

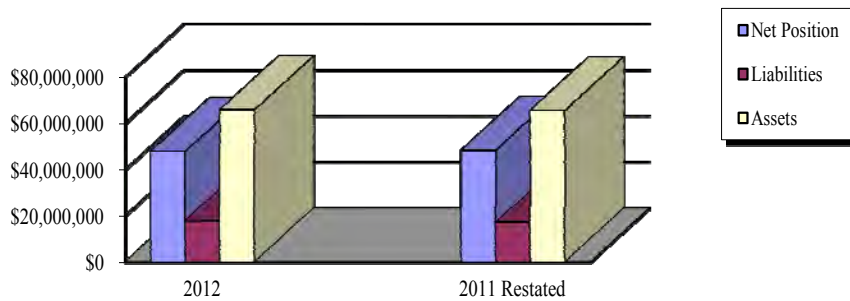
**City of Forest Park, Ohio**  
**Management's Discussion and Analysis**  
**For The Year Ended December 31, 2012**  
(Unaudited)

**The City as a Whole**

As stated previously, the Statement of Net Position looks at the City as a whole. Table 1 provides a summary of the City's net position for 2012 compared to 2011.

**Table 1**  
**Net Position**

	Governmental Activities		Business-Type Activities		Total	
	2012	2011 Restated	2012	2011 Restated	2012	2011 Restated
<b>Assets:</b>						
Current and Other Assets	\$21,227,130	\$23,299,227	\$2,125,910	\$2,326,167	\$23,353,040	\$25,625,394
Capital Assets	41,539,825	39,270,037	964,646	629,950	42,504,471	39,899,987
<b>Total Assets</b>	<b>62,766,955</b>	<b>62,569,264</b>	<b>3,090,556</b>	<b>2,956,117</b>	<b>65,857,511</b>	<b>65,525,381</b>
<b>Liabilities:</b>						
Long-Term Liabilities	2,677,227	2,857,699	75,420	30,753	2,752,647	2,888,452
Other Liabilities	15,096,803	14,222,116	92,717	108,549	15,189,520	14,330,665
<b>Total Liabilities</b>	<b>17,774,030</b>	<b>17,079,815</b>	<b>168,137</b>	<b>139,302</b>	<b>17,942,167</b>	<b>17,219,117</b>
<b>Net Position:</b>						
Net Investment in Capital Assets	34,321,408	33,831,895	964,646	629,950	35,286,054	34,461,845
Restricted	5,827,124	8,085,661	0	0	5,827,124	8,085,661
Unrestricted	4,844,393	3,571,893	1,957,773	2,186,865	6,802,166	5,758,758
<b>Total Net Position</b>	<b>\$44,992,925</b>	<b>\$45,489,449</b>	<b>\$2,922,419</b>	<b>\$2,816,815</b>	<b>\$47,915,344</b>	<b>\$48,306,264</b>



Net position of the City's governmental activities decreased \$390,920. The City had an unrestricted net position balance of \$6,802,166 that may be used to meet the government's ongoing obligations to citizens and creditors. Current and Other Assets decreased mainly due to an decrease in delinquent (unpaid) taxes receivable. Capital Assets increased mainly due to the completion of various projects throughout the City. Other Liabilities increased mainly due to the increase in bond anticipation notes payable.

Table 2 shows the changes in net position for the year ended December 31, 2012, and revenue and expense comparisons to 2011.

**City of Forest Park, Ohio**  
**Management's Discussion and Analysis**  
**For The Year Ended December 31, 2012**  
**(Unaudited)**

**Table 2**  
**Changes in Net Position**

	Governmental Activities		Business-Type Activities		Total	
	2012	2011 Restated	2012	2011 Restated	2012	2011 Restated
<b>Program Revenues:</b>						
Charges for Services	\$1,436,354	\$1,054,934	\$1,671,973	\$1,713,758	\$3,108,327	\$2,768,692
Operating Grants and Contributions	1,924,647	1,140,458	0	0	1,924,647	1,140,458
Capital Grants and Contributions	17,831	323,381	0	0	17,831	323,381
<b>Total Program Revenues</b>	<b>3,378,832</b>	<b>2,518,773</b>	<b>1,671,973</b>	<b>1,713,758</b>	<b>5,050,805</b>	<b>4,232,531</b>
<b>General Revenues:</b>						
Income Taxes	7,097,791	7,196,826	0	0	7,097,791	7,196,826
Property Taxes	3,685,388	4,670,275	0	0	3,685,388	4,670,275
Grants and Entitlements	393,179	646,364	0	0	393,179	646,364
Investment Earnings	66,491	84,579	15,197	19,262	81,688	103,841
Other Revenues	2,885,672	1,825,791	10,574	10,764	2,896,246	1,836,555
<b>Total General Revenues</b>	<b>14,128,521</b>	<b>14,423,835</b>	<b>25,771</b>	<b>30,026</b>	<b>14,154,292</b>	<b>14,453,861</b>
<b>Total Revenues</b>	<b>17,507,353</b>	<b>16,942,608</b>	<b>1,697,744</b>	<b>1,743,784</b>	<b>19,205,097</b>	<b>18,686,392</b>
<b>Program Expenses:</b>						
General Government	4,224,797	3,317,496	0	0	4,224,797	3,317,496
Public Safety	9,589,192	9,280,271	0	0	9,589,192	9,280,271
Leisure Time Activities	298,739	288,403	0	0	298,739	288,403
Community Environment	618,073	941,188	0	0	618,073	941,188
Public Works and Streets	3,150,459	2,373,620	0	0	3,150,459	2,373,620
Public Health and Welfare	20,764	20,710	0	0	20,764	20,710
Interest and Fiscal Charges	135,853	167,374	0	0	135,853	167,374
Stormwater Management Utility	0	0	406,412	554,837	406,412	554,837
Solid Waste Collection	0	0	1,151,728	1,047,065	1,151,728	1,047,065
<b>Total Program Expenses</b>	<b>18,037,877</b>	<b>16,389,062</b>	<b>1,558,140</b>	<b>1,601,902</b>	<b>19,596,017</b>	<b>17,990,964</b>
Increase (Decrease) in Net Assets before Transfers	(530,524)	553,546	139,604	141,882	(390,920)	695,428
Transfers - Internal Activities	34,000	0	(34,000)	0	0	0
Change in Net Position	(496,524)	553,546	105,604	141,882	(390,920)	695,428
Net Position - Beginning of Year, Restated	45,489,449	44,935,903	2,816,815	2,674,933	48,306,264	47,610,836
Net Position - End of Year	\$44,992,925	\$45,489,449	\$2,922,419	\$2,816,815	\$47,915,344	\$48,306,264

**Governmental Activities**

The City receives an income tax, which is based on 1.5% of all salaries, wages, commissions, and other compensation and on net profits earned from businesses and residents living within the City.

Property taxes and income taxes made up 21% and 40% respectively, of revenues for governmental activities for the City during 2012. The City's reliance upon tax revenues is demonstrated by the chart below indicating approximately 56% of total revenues from municipal income and property taxes:



**City of Forest Park, Ohio**  
**Management's Discussion and Analysis**  
**For The Year Ended December 31, 2012**  
(Unaudited)

	2012	Percent of Total
Charges for Services	\$3,108,327	16.18%
Operating Grants and Contributions	1,924,647	10.02%
Capital Grants and Contributions	17,831	0.09%
Municipal Income Taxes	7,097,791	36.96%
Property Taxes	3,685,388	19.19%
Grants and Entitlements not Restricted	393,179	2.06%
Revenue in Lieu of Taxes	2,713,909	14.13%
Investment Earnings	81,688	0.43%
Other Revenues	182,337	0.95%
<b>Total Revenues</b>	<b>\$19,205,097</b>	<b>100.00%</b>

General Government includes legislative and administration expenses, including City Council, the City Manager's office, the Law Director, Finance, Human Resources, Building Maintenance, Fleet Maintenance, Public Works Administration and various non-department charges.

Property Taxes revenue decreased mainly due to a decrease in delinquent (unpaid) taxes. Total expenses increased mainly due to increases in personnel costs and general inflationary factors.

***Business-Type Activities***

Business-type activities include Stormwater Management Utility and Solid Waste Collection. These programs had operating revenues of \$1,682,547 and expenses of \$1,558,140 for fiscal year 2012. Business activities receive no support from tax revenues. The business activities net position at the end of the year was \$2,922,419, which increased \$105,604 from 2012.

The Stormwater Management Utility fund had operating income of \$177,991 in 2012. The Solid Waste Collection fund had an operating loss of \$53,584 in 2012.

**The City's Funds**

The City has four major governmental funds: the General Fund, the Fire Fund, the Carillon Business Park TIF Fund, the Cincinnati Mall TIF Fund and the Economic Development Fund. Assets of the General Fund comprised \$5,766,791 (27%), the Fire fund comprised \$6,111,936 (29%); the Carillon Business Park TIF fund comprised \$2,369,662 (11%); the Cincinnati Mall TIF Fund comprised \$3,342,470 (16%) and the Economic Development fund comprised \$9,147 (less than 1%) of the total \$21,273,627 governmental funds assets.

**General Fund:** Fund balance at December 31, 2012 was \$2,897,142, a decrease in fund balance of \$658,270 from 2011. The fund balance decreased due to an increase in public safety expenditures in 2012 as compared to 2011.

**Fire Fund:** Fund balance at December 31, 2012 was \$1,585,189, a decrease in fund balance of \$564,148 from 2011. The fund balance decreased due to a decrease in tax monies received in 2012 as compared to 2011.

**City of Forest Park, Ohio**  
**Management's Discussion and Analysis**  
**For The Year Ended December 31, 2012**  
(Unaudited)

---

**Carillon Business Park TIF Fund:** Fund balance at December 31, 2012 was (\$773,812), a decrease in fund balance of \$1,350,744 from 2011. The fund balance decreased due to a decrease in TIF monies received and an increase in capital outlay expenditures in 2012 as compared to 2011.

**Cincinnati Mall TIF Fund:** Fund balance at December 31, 2012 was \$0. There was no change in fund balance in 2012 as compared to 2011.

**Economic Development Fund:** Fund balance at December 31, 2012 was (\$2,341,239), an increase in fund balance of \$70,366. The fund balance increased mainly due to a decrease in capital outlay expenditures.

**General Fund Budgeting Highlights**

The City's General Fund budget is formally adopted at the expenditure legal level of control for each fund (activity within a program within a fund). Financial reports, which compare actual performance with the budget, are prepared monthly and presented to the Council so the Council is able to review the financial status and measure the effectiveness of the budgetary controls.

As the City completed the year, its General Fund balance reported an actual fund balance of \$2,104,594, on a Non-GAAP Budgetary Basis.

Variations from the final budget amounts to the original amounts are primarily due to the following reasons: The City underestimated the public safety and general government expenditures for 2012. Variations from actual expenditures to the final budget expenditures are primarily due to the following reasons: The City overestimated the public safety, general government and public works and streets expenditures for 2012.

**Capital Assets and Debt Administration**

**Capital Assets**

At year end, the City had \$42,504,471 invested in land, buildings and improvements, equipment and infrastructure. Table 3 shows 2012 balances compared to 2011:

**City of Forest Park, Ohio**  
**Management's Discussion and Analysis**  
**For The Year Ended December 31, 2012**  
(Unaudited)

**Table 3**  
**Capital Assets**

	Governmental Activities		Business-Type Activities		Total	
	2012	2011 Restated	2012	2011 Restated	2012	2011 Restated
Land	\$14,026,210	\$13,729,321	\$102,798	\$102,798	\$14,129,008	\$13,832,119
Construction in Progress	0	616,622	0	128,686	0	745,308
Buildings and Improvements	8,063,667	7,785,550	41,816	21,723	8,105,483	7,807,273
Equipment	7,590,387	7,048,343	83,758	83,758	7,674,145	7,132,101
Infrastructure	38,608,303	35,563,018	858,049	392,329	39,466,352	35,955,347
Accumulated Depreciation	(26,748,742)	(25,472,817)	(121,775)	(99,344)	(26,870,517)	(25,572,161)
Total Net Capital Assets	<u>\$41,539,825</u>	<u>\$39,270,037</u>	<u>\$964,646</u>	<u>\$629,950</u>	<u>\$42,504,471</u>	<u>\$39,899,987</u>

The increase in Capital Assets is mainly due to the start and completion of various road projects throughout the City.

See Note 6 to the basic financial statements for further details on the City's capital assets.

**Debt**

At December 31, 2012, the City had \$2,203,417 general obligation bonds, notes and leases outstanding, \$359,772 due within one year. The following table summarizes the City's debt outstanding as of December 31, 2012 and 2011:

*This space intentionally left blank*

**City of Forest Park, Ohio**  
**Management's Discussion and Analysis**  
**For The Year Ended December 31, 2012**  
(Unaudited)

---

**Table 4**  
**Outstanding Debt at Year End**

		<u>2012</u>	<u>2011 Restated</u>
Governmental Activities:			
Unvoted General Obligation Bonds:			
Refunding Various Purpose	3.89%	\$1,690,000	\$1,890,000
Premium on Refunding		94,351	108,504
Technology Equipment Note	2.50%	300,000	375,000
Capital Leases	2.37%	119,066	69,231
<b>Total Governmental Activities</b>		<u>2,203,417</u>	<u>2,442,735</u>
Business-Type Activities:			
Public Works Issue II Loan:			
Northland Detention Basin	0.00%	0	3,907
<b>Total Business-Type Activities</b>		<u>0</u>	<u>3,907</u>
<b>Total Debt</b>		<u>\$2,203,417</u>	<u>\$2,446,642</u>

The general obligation bonds and notes will be paid with available revenue in the Carillion Business Park TIF, and the Debt Service Fund.

See Note 9 to the basic financial statements for further details on the City's long-term debt.

**Contacting the City's Finance Department**

This financial report is designed to provide our citizens, taxpayers, customers and investors, and creditors with a general overview of the City's finances and to show the City's accountability for the money it receives. If you have any questions about this report or need additional financial information, contact the Director of Finance, City of Forest Park, 1201 West Kemper Road, Forest Park, Ohio 45240.

City of Forest Park, Ohio  
Statement of Net Position  
December 31, 2012

	Governmental Activities	Business-Type Activities	Total
<b>Assets:</b>			
Equity in Pooled Cash and Investments	\$8,806,700	\$1,896,909	\$10,703,609
<b>Receivables:</b>			
Taxes	6,296,622	0	6,296,622
Accounts	574,655	224,546	799,201
Interest	20,020	4,390	24,410
Intergovernmental	5,474,130	0	5,474,130
Prepaid Items	24,880	65	24,945
Deferred Bond Issuance Costs	30,123	0	30,123
Nondepreciable Capital Assets	14,026,210	102,798	14,129,008
Depreciable Capital Assets, Net	27,513,615	861,848	28,375,463
<b>Total Assets</b>	<b>62,766,955</b>	<b>3,090,556</b>	<b>65,857,511</b>
<b>Liabilities:</b>			
Accounts Payable	142,723	79,703	222,426
Accrued Wages and Benefits	957,701	13,014	970,715
Accrued Interest Payable	23,122	0	23,122
Unearned Revenue	8,700,569	0	8,700,569
Contracts Payable	257,688	0	257,688
Bond Anticipation Notes Payable	5,015,000	0	5,015,000
<b>Long-Term Liabilities:</b>			
Due Within One Year	513,878	12,866	526,744
Due In More Than One Year	2,163,349	62,554	2,225,903
<b>Total Liabilities</b>	<b>17,774,030</b>	<b>168,137</b>	<b>17,942,167</b>
<b>Net Position:</b>			
Net Investment in Capital Assets	34,321,408	964,646	35,286,054
<b>Restricted for:</b>			
Fire Services	2,542,313	0	2,542,313
Street Improvements	1,243,606	0	1,243,606
Other Purposes	454,264	0	454,264
Capital Projects	1,586,941	0	1,586,941
Unrestricted	4,844,393	1,957,773	6,802,166
<b>Total Net Position</b>	<b>\$44,992,925</b>	<b>\$2,922,419</b>	<b>\$47,915,344</b>

See accompanying notes to the basic financial statements.

City of Forest Park, Ohio  
Statement of Activities  
For the Fiscal Year Ended December 31, 2012

	Expenses	Program Revenues		
		Charges for Services and Sales	Operating Grants and Contributions	Capital Grants and Contributions
<b>Governmental Activities:</b>				
General Government	\$4,224,797	\$27,520	\$706,081	\$0
Public Safety	9,589,192	1,332,542	347,237	0
Leisure Time Activities	298,739	46,152	0	0
Community Environment	618,073	30,140	0	17,831
Public Works and Streets	3,150,459	0	871,329	0
Public Health and Welfare	20,764	0	0	0
Interest and Fiscal Charges	135,853	0	0	0
<b>Total Governmental Activities</b>	<b>\$18,037,877</b>	<b>\$1,436,354</b>	<b>\$1,924,647</b>	<b>\$17,831</b>
<b>Business-Type Activities:</b>				
Stormwater Management Utility	406,412	582,742	0	0
Solid Waste Collection	1,151,728	1,089,231	0	0
<b>Total Business-Type Activities</b>	<b>1,558,140</b>	<b>1,671,973</b>	<b>0</b>	<b>0</b>
<b>Totals</b>	<b>\$19,596,017</b>	<b>\$3,108,327</b>	<b>\$1,924,647</b>	<b>\$17,831</b>

General Revenues:  
Income Taxes  
Property Taxes Levied for:  
    General Purposes  
    Special Revenue Purposes  
Grants and Entitlements not Restricted to Specific Programs  
Revenue in Lieu of Taxes  
Investment Earnings  
Other Revenues  
Transfers-Internal Activities  
  
Total General Revenues  
  
Change in Net Position  
  
Net Position - Beginning of Year, Restated  
  
Net Position - End of Year

See accompanying notes to the basic financial statements.

Net (Expense) Revenue and Changes in Net Position		
Governmental Activities	Business-Type Activities	Total
(\$3,491,196)	\$0	(\$3,491,196)
(7,909,413)	0	(7,909,413)
(252,587)	0	(252,587)
(570,102)	0	(570,102)
(2,279,130)	0	(2,279,130)
(20,764)	0	(20,764)
(135,853)	0	(135,853)
(14,659,045)	0	(14,659,045)
0	176,330	176,330
0	(62,497)	(62,497)
0	113,833	113,833
(\$14,659,045)	\$113,833	(\$14,545,212)
7,097,791	0	7,097,791
922,743	0	922,743
2,762,645	0	2,762,645
393,179	0	393,179
2,713,909	0	2,713,909
66,491	15,197	81,688
171,763	10,574	182,337
34,000	(34,000)	0
14,162,521	(8,229)	14,154,292
(496,524)	105,604	(390,920)
45,489,449	2,816,815	48,306,264
\$44,992,925	\$2,922,419	\$47,915,344

City of Forest Park, Ohio  
Balance Sheet  
Governmental Funds  
December 31, 2012

	General	Fire	Carillon Business Park TIF	Cincinnati Mall TIF	Economic Development
<b>Assets:</b>					
Equity in Pooled Cash and Investments	\$2,707,724	\$1,769,389	\$1,301,327	\$0	\$9,126
<b>Receivables:</b>					
Taxes	2,785,964	3,510,658	0	0	0
Accounts	0	574,655	0	0	0
Interest	6,526	3,878	2,993	0	21
Intergovernmental	249,242	168,885	1,065,342	3,342,470	0
Interfund	0	78,593	0	0	0
Prepaid Items	17,335	5,878	0	0	0
<b>Total Assets</b>	<b>5,766,791</b>	<b>6,111,936</b>	<b>2,369,662</b>	<b>3,342,470</b>	<b>9,147</b>
<b>Liabilities and Fund Balances:</b>					
<b>Liabilities:</b>					
Accounts Payable	60,872	64,418	0	0	0
Accrued Wages and Benefits	631,836	297,942	0	0	0
Compensated Absences	141,124	0	0	0	0
Accrued Interest Payable	0	0	7,546	0	5,374
Interfund Payable	0	0	0	0	0
Deferred Revenue	2,035,817	4,164,387	1,067,027	3,342,470	12
Contracts Payable	0	0	248,901	0	0
Bond Anticipation Notes Payable	0	0	1,820,000	0	2,345,000
<b>Total Liabilities</b>	<b>2,869,649</b>	<b>4,526,747</b>	<b>3,143,474</b>	<b>3,342,470</b>	<b>2,350,386</b>
<b>Fund Balances:</b>					
Nonspendable	17,335	5,878	0	0	0
Restricted	0	1,579,311	0	0	0
Committed	0	0	0	0	0
Assigned	910,336	0	0	0	0
Unassigned	1,969,471	0	(773,812)	0	(2,341,239)
<b>Total Fund Balances</b>	<b>2,897,142</b>	<b>1,585,189</b>	<b>(773,812)</b>	<b>0</b>	<b>(2,341,239)</b>
<b>Total Liabilities and Fund Balances</b>	<b>\$5,766,791</b>	<b>6,111,936</b>	<b>2,369,662</b>	<b>3,342,470</b>	<b>\$9,147</b>

See accompanying notes to the basic financial statements.



Other Governmental Funds	Total Governmental Funds
\$3,017,161	\$8,804,727
0	6,296,622
0	574,655
6,602	20,020
648,191	5,474,130
0	78,593
1,667	24,880
<u>3,673,621</u>	<u>21,273,627</u>
15,063	140,353
27,923	957,701
3,493	144,617
2,510	15,430
78,593	78,593
509,048	11,118,761
8,787	257,688
850,000	5,015,000
<u>1,495,417</u>	<u>17,728,143</u>
1,667	24,880
2,969,341	4,548,652
17,271	17,271
27,443	937,779
<u>(837,518)</u>	<u>(1,983,098)</u>
<u>2,178,204</u>	<u>3,545,484</u>
<u>\$3,673,621</u>	<u>\$21,273,627</u>

**THIS PAGE INTENTIONALLY LEFT BLANK**



City of Forest Park, Ohio  
 Reconciliation of Total Governmental Fund Balance to  
 Net Position of Governmental Activities  
 December 31, 2012

---

Total Governmental Fund Balance \$3,545,484

Amounts reported for governmental activities in the  
 statement of net position are different because:

Capital assets used in governmental activities are not financial  
 resources and therefore are not reported in the funds. 41,539,825

Other long-term assets are not available to pay for current-  
 period expenditures and therefore are deferred in the funds.

Income Taxes	\$810,934	
Delinquent Property Taxes	447,963	
Interest	11,271	
Intergovernmental	644,095	
Other	503,929	
		2,418,192

An internal service fund is used by management to charge  
 back costs to individual funds. The assets and  
 liabilities of the internal service fund are included in  
 governmental activities in the statement of net position. (397)

In the statement of net position interest payable is accrued when  
 incurred, whereas in the governmental funds interest is  
 reported as a liability only when it will require the use of  
 current financial resources. (7,692)

Some liabilities reported in the statement of net position do not  
 require the use of current financial resources and therefore  
 are not reported as liabilities in governmental funds.  
 Compensated Absences (329,193)

Deferred bond issuance cost associated with long-term liabilities  
 are not reported in the funds. 30,123

Long-term liabilities, are not due and payable in the current  
 period and therefore are not reported in the funds. (2,203,417)

Net Position of Governmental Activities \$44,992,925

See accompanying notes to the basic financial statements.

City of Forest Park, Ohio  
Statement of Revenues, Expenditures  
and Changes in Fund Balance  
Governmental Funds  
For the Fiscal Year Ended December 31, 2012

	General	Fire	Carillon Business Park TIF	Cincinnati Mall TIF	Economic Development
<b>Revenues:</b>					
Taxes	\$8,045,098	\$2,871,904	\$0	\$0	\$0
Fines, Licenses & Permits	326,070	2,880	0	0	0
Charges for Services	70,887	564,410	0	0	0
Investment Earnings	25,026	18,164	10,116	0	779
Intergovernmental	521,533	319,066	0	0	17,831
Special Assessments	0	0	0	0	12,429
Revenue in Lieu of Taxes	0	0	474,302	2,020,471	0
Other Revenues	120,119	13,484	0	0	0
<b>Total Revenues</b>	<b>9,108,733</b>	<b>3,789,908</b>	<b>484,418</b>	<b>2,020,471</b>	<b>31,039</b>
<b>Expenditures:</b>					
<b>Current:</b>					
General Government	2,120,966	0	9,932	2,020,471	0
Public Safety	5,163,733	4,030,856	0	0	0
Leisure Time Activities	267,494	0	0	0	0
Community Environment	614,720	0	0	0	498
Public Works and Streets	1,059,788	0	0	0	0
Public Health and Welfare	20,764	0	0	0	0
Capital Outlay	0	0	1,540,662	0	254,145
<b>Debt Service:</b>					
Principal Retirement	0	0	200,000	0	0
Interest and Fiscal Charges	0	0	84,568	0	26,030
<b>Total Expenditures</b>	<b>9,247,465</b>	<b>4,030,856</b>	<b>1,835,162</b>	<b>2,020,471</b>	<b>280,673</b>
<b>Excess of Revenues Over (Under) Expenditures</b>	<b>(138,732)</b>	<b>(240,948)</b>	<b>(1,350,744)</b>	<b>0</b>	<b>(249,634)</b>
<b>Other Financing Sources (Uses):</b>					
Issuance of Capital Leases	0	0	0	0	0
Transfers In	100,462	0	0	0	320,000
Transfers (Out)	(620,000)	(323,200)	0	0	0
<b>Total Other Financing Sources (Uses)</b>	<b>(519,538)</b>	<b>(323,200)</b>	<b>0</b>	<b>0</b>	<b>320,000</b>
<b>Net Change in Fund Balance</b>	<b>(658,270)</b>	<b>(564,148)</b>	<b>(1,350,744)</b>	<b>0</b>	<b>70,366</b>
<b>Fund Balance - Beginning of Year, Restated</b>	<b>3,555,412</b>	<b>2,149,337</b>	<b>576,932</b>	<b>0</b>	<b>(2,411,605)</b>
<b>Fund Balance - End of Year</b>	<b>\$2,897,142</b>	<b>\$1,585,189</b>	<b>(\$773,812)</b>	<b>\$0</b>	<b>(\$2,341,239)</b>

See accompanying notes to the basic financial statements.

Other Governmental Funds	Total Governmental Funds
\$0	\$10,917,002
32,860	361,810
0	635,297
33,144	87,229
1,706,320	2,564,750
0	12,429
219,136	2,713,909
44,560	178,163
<u>2,036,020</u>	<u>17,470,589</u>
27,891	4,179,260
32,891	9,227,480
0	267,494
0	615,218
1,088,486	2,148,274
0	20,764
1,932,995	3,727,802
124,132	324,132
38,101	148,699
<u>3,244,496</u>	<u>20,659,123</u>
<u>(1,208,476)</u>	<u>(3,188,534)</u>
98,967	98,967
714,902	1,135,364
<u>(158,164)</u>	<u>(1,101,364)</u>
<u>655,705</u>	<u>132,967</u>
(552,771)	(3,055,567)
<u>2,730,975</u>	<u>6,601,051</u>
<u>\$2,178,204</u>	<u>\$3,545,484</u>

**THIS PAGE INTENTIONALLY LEFT BLANK**



City of Forest Park, Ohio  
 Reconciliation of the Statement of Revenues, Expenditures, and Changes  
 in Fund Balance of Governmental Funds to the Statement of Activities  
 For the Fiscal Year Ended December 31, 2012

Net Change in Fund Balance - Total Governmental Funds (\$3,055,567)

Amounts reported for governmental activities in the statement of activities are different because:

Governmental funds report capital asset additions as expenditures. However, in the statement of activities, the cost of those assets is allocated over their estimated useful lives as depreciation expense. This is the amount of the difference between capital asset additions and depreciation in the current period.

Capital assets used in governmental activities	\$3,545,713	
Depreciation Expense	<u>(1,275,925)</u>	2,269,788

Revenues in the statement of activities that do not provide current financial resources are not reported as revenues in the funds.

Income Taxes	\$1,890	
Delinquent Property Taxes	(135,713)	
Interest	(20,738)	
Intergovernmental	(229,093)	
Other	<u>420,418</u>	36,764

Repayment of bond, note, and capital lease principal is an expenditure in the governmental funds, but the repayment reduces long-term liabilities in the statement of net position. 324,132

In the statement of activities interest expense is accrued when incurred, whereas in governmental funds an interest expenditure is reported when due. 3,211

Some expenses reported in the statement of activities do not require the use of current financial resources and therefore are not reported as expenditures in governmental funds.

Compensated Absences	\$12,826	
Amortization of Bond Issuance Cost	(4,518)	
Amortization of Bond Premium	<u>14,153</u>	
Compensated Absences		22,461

The internal service fund used by management to charge back costs to individual funds is not reported in the district-wide statement of activities. Governmental fund expenditures and the related internal service fund revenues are eliminated. The net revenue (expense) of the internal service fund is allocated among the governmental activities. 1,654

Proceeds from capital lease issues are an other financing source in the funds, but a capital lease issue increases long-term liabilities in the statement of net position. (98,967)

Change in Net Position of Governmental Activities (\$496,524)

See accompanying notes to the basic financial statements.

City of Forest Park, Ohio  
Statement of Net Position  
Proprietary Funds  
December 31, 2012

	Stormwater Management Utility	Solid Waste Collection	Business-Type Activities Enterprise Funds	Governmental Activities- Internal Service Fund
Current Assets:				
Equity in Pooled Cash and Investments	\$1,437,842	\$459,067	\$1,896,909	\$1,973
Receivables:				
Accounts	38,475	186,071	224,546	0
Interest	3,322	1,068	4,390	0
Prepaid Items	65	0	65	0
Total Current Assets	1,479,704	646,206	2,125,910	1,973
Nondepreciable Capital Assets	102,798	0	102,798	0
Depreciable Capital Assets, Net	834,582	27,266	861,848	0
Total Assets	2,417,084	673,472	3,090,556	1,973
Liabilities:				
Accounts Payable	8,299	71,404	79,703	2,370
Accrued Wages and Benefits	8,479	4,535	13,014	0
Compensated Absences	12,866	0	12,866	0
Total Current Liabilities	29,644	75,939	105,583	2,370
Long-Term Liabilities:				
Compensated Absences	32,343	30,211	62,554	0
Total Liabilities	61,987	106,150	168,137	2,370
Net Position:				
Net Investment in Capital Assets	937,380	27,266	964,646	0
Unrestricted	1,417,717	540,056	1,957,773	(397)
Total Net Position	\$2,355,097	\$567,322	\$2,922,419	(\$397)

See accompanying notes to the basic financial statements



City of Forest Park, Ohio  
Statement of Revenues, Expenses  
and Changes in Fund Net Position  
Proprietary Funds  
For the Fiscal Year Ended December 31, 2012

	Stormwater Management Utility	Solid Waste Collection	Business-Type Activities Enterprise Funds	Governmental Activities- Internal Service Fund
Operating Revenues:				
Charges for Services	\$582,742	\$1,089,231	\$1,671,973	\$146,547
Other Revenues	1,661	8,913	10,574	0
Total Operating Revenues	<u>584,403</u>	<u>1,098,144</u>	<u>1,682,547</u>	<u>146,547</u>
Operating Expenses:				
Personal Services	259,916	155,604	415,520	901
Contractual Services	118,529	894,731	1,013,260	140,413
Materials and Supplies	1,630	2,274	3,904	3,579
Depreciation	21,985	446	22,431	0
Other Expenses	4,352	98,673	103,025	0
Total Operating Expenses	<u>406,412</u>	<u>1,151,728</u>	<u>1,558,140</u>	<u>144,893</u>
Operating Income (Loss)	<u>177,991</u>	<u>(53,584)</u>	<u>124,407</u>	<u>1,654</u>
Non-Operating Revenues (Expenses):				
Investment Earnings	11,424	3,773	15,197	0
Total Non-Operating Revenues (Expenses)	<u>11,424</u>	<u>3,773</u>	<u>15,197</u>	<u>0</u>
Income (Loss) Before Contributions and Transfers	189,415	(49,811)	139,604	1,654
Transfers (Out)	<u>(17,000)</u>	<u>(17,000)</u>	<u>(34,000)</u>	<u>0</u>
Change in Net Position	172,415	(66,811)	105,604	1,654
Net Position - Beginning of Year, Restated	<u>2,182,682</u>	<u>634,133</u>	<u>2,816,815</u>	<u>(2,051)</u>
Net Position - End of Year	<u>\$2,355,097</u>	<u>\$567,322</u>	<u>\$2,922,419</u>	<u>(\$397)</u>

See accompanying notes to the basic financial statements.

City of Forest Park, Ohio  
Statement of Cash Flows  
Proprietary Funds  
For the Fiscal Year Ended December 31, 2012

	Stormwater Management Utility	Solid Waste Collection	Business-Type Activities Enterprise Funds	Governmental Activities- Internal Service Fund
Cash Flows from Operating Activities:				
Cash Received from Customers	\$576,200	\$1,110,817	\$1,687,017	\$146,547
Cash Payments to Employees	(244,496)	(127,764)	(372,260)	(901)
Cash Payments to Suppliers	(134,262)	(996,510)	(1,130,772)	(145,646)
Net Cash Provided (Used) by Operating Activities	197,442	(13,457)	183,985	0
Cash Flows from Noncapital Financing Activities:				
Payments to Other Funds	(17,000)	(17,000)	(34,000)	0
Net Cash Provided (Used) by Noncapital Financing Activities	(17,000)	(17,000)	(34,000)	0
Cash Flows from Capital and Related Financing Activities:				
Payments for Capital Acquisitions	(337,034)	(20,093)	(357,127)	0
Debt Principal Payments	(3,907)	0	(3,907)	0
Net Cash Provided (Used) by Capital and Related Financing Activities	(340,941)	(20,093)	(361,034)	0
Cash Flows from Investing Activities:				
Earnings on Investments	13,329	4,371	17,700	0
Net Cash Provided (Used) by Cash Flows from Investing Activities	13,329	4,371	17,700	0
Net Increase (Decrease) in Cash and Cash Equivalents	(147,170)	(46,179)	(193,349)	0
Cash and Cash Equivalents - Beginning of Year	1,585,012	505,246	2,090,258	1,973
Cash and Cash Equivalents - End of Year	1,437,842	459,067	\$1,896,909	1,973
Reconciliation of Operating Income (Loss) to Net Cash Provided (Used) by Operating Activities				
Operating Income (Loss)	177,991	(53,584)	\$124,407	1,654
Adjustments:				
Depreciation	21,985	446	22,431	0
Changes in Assets & Liabilities:				
(Increase) Decrease in Receivables	(8,203)	12,673	4,470	0
(Increase) Decrease in Prepaids	(65)	0	(65)	0
Increase (Decrease) in Payables	(13,456)	(3,865)	(17,321)	1,141
Increase (Decrease) in Accrued Liabilities	19,190	30,873	50,063	(2,795)
Net Cash Provided (Used) by Operating Activities	\$197,442	(\$13,457)	\$183,985	\$0

See accompanying notes to the basic financial statements.

City of Forest Park, Ohio  
Statement of Fiduciary Net Position  
Fiduciary Fund  
December 31, 2012

---

---

	<u>Agency</u>
Assets:	
Equity in Pooled Cash and Investments	\$1,080,596
Receivables:	
Accounts	46,160
Interest	2,087
Prepaid Items	<u>2,053</u>
Total Assets	<u><u>1,130,896</u></u>
Liabilities:	
Accounts Payable	1,942
Due to Others	<u>1,128,954</u>
Total Liabilities	<u><u>\$1,130,896</u></u>

See accompanying notes to the basic financial statements.

**City of Forest Park, Ohio**  
**Notes to the Basic Financial Statements**  
**For The Year Ended December 31, 2012**

---

**Note 1 – Description of the City and Reporting Entity**

---

The City traces its roots to the mid-1950's when the Federal Government encouraged development of a second greenbelt community in the Cincinnati area.

The City operates as a Home Rule City in accordance with Article XVIII of the Ohio Constitution under a City Manager-Council form of government. The City provides services as authorized by its charter.

Component units are legally separate organizations for which the City is financially accountable. The City is financially accountable for an organization if the City appoints a voting majority of the organization's governing board; and (1) the City is able to significantly influence the programs or services performed or provided by the organization; or (2) the City is legally entitled to or can otherwise access the organization's resources; the City is legally obligated or has otherwise assumed the responsibility to finance the deficits of, or provide financial support to, the organization; or the City is obligated for the debt of the organizations. Component units may also include organizations for which the City authorizes the issuance of debt or the levying of taxes, or determines the budget. The City has no component units that meet the above criteria. However, the City is associated with a jointly governed organization. The Waycross Community Programming Board is discussed in Note 13 to the financial statements.

**Note 2 – Summary of Significant Accounting Policies**

---

The financial statements of the City have been prepared in conformity with accounting principles generally accepted in the United States of America (GAAP) as applied to local governmental units. The Governmental Accounting Standards Board (GASB) is the accepted standard-setting body for establishing governmental accounting and financial principles. The City also applies Financial Accounting Standards Board (FASB) Statements and Interpretations issued on or before November 30, 1989, to its governmental activities provided they do not conflict with or contradict GASB pronouncements. The most significant of the City's accounting policies are described below.

**Measurement Focus**

Government-Wide Financial Statements

The government-wide financial statements are prepared using the economic resources measurement focus. All assets and all liabilities associated with the operation of the City are included on the Statement of Net Position.

Fund Financial Statements

All governmental funds are accounted for using a flow of current financial resources measurement focus. With this measurement focus, only current assets and current liabilities generally are included on the balance sheet. The statement of revenues, expenditures and changes in fund balances reports on the sources (i.e., revenues and other financing sources) and uses (i.e., expenditures and other financing uses) of current financial resources. This approach differs from the manner in which the governmental activities of the government-wide financial statements are prepared. Governmental fund financial statements therefore include a reconciliation with brief explanations to better identify the relationship between the government-wide statements and the statements for governmental funds.

**City of Forest Park, Ohio**  
**Notes to the Basic Financial Statements**  
**For The Year Ended December 31, 2012**

---

Like the government-wide statements, all proprietary funds are accounted for on a flow of economic resources measurement focus. All assets and all liabilities associated with the operation of these funds are included on the statement of net position. The statement of revenues, expenses and changes in fund net position presents increases (i.e., revenues) and decreases (i.e., expenses) in total net position. The statement of cash flows provides information about how the City finances and meets the cash flow needs of its proprietary activities.

**Basis of Presentation**

The City's basic financial statements consist of government-wide statements, including a statement of net position and a statement of activities, and fund financial statements which provide a more detailed level of financial information.

Government-Wide Financial Statements

The statement of net position and the statement of activities display information about the City as a whole. These statements include the financial activities of the primary government, except for fiduciary funds.

The statement of net position presents the financial condition of the governmental and business-type activities of the City at year-end. The statement of activities presents a comparison between direct expenses and program revenues for each program or function of the City's governmental activities. Direct expenses are those that are specifically associated with a service, program or department and therefore clearly identifiable to a particular function. Program revenues include charges paid by the recipient of the goods or services offered by the program, grants and contributions that are restricted to meeting the operational or capital requirements of a particular program and interest earned on grants that is required to be used to support a particular program. Revenues which are not classified as program revenues are presented as general revenues of the City, with certain limited exceptions. The comparison of direct expenses with program revenues identifies the extent to which each governmental function is self-financing or draws from the general revenues of the City.

Fund Financial Statements

During the year, the City segregates transactions related to certain City functions or activities in separate funds in order to aid financial management and to demonstrate legal compliance. Fund financial statements are designed to present financial information of the City at this more detailed level. The focus of governmental fund financial statements is on major funds. Each major fund is presented in a separate column. Non-major funds are aggregated and presented in a single column. Fiduciary funds are reported by type.

**Fund Accounting**

The City uses funds to maintain its financial records during the year. A fund is defined as a fiscal and accounting entity with a self balancing set of accounts. There are three categories of funds: governmental, proprietary and fiduciary.

**City of Forest Park, Ohio**  
**Notes to the Basic Financial Statements**  
**For The Year Ended December 31, 2012**

---

Governmental Funds

Governmental funds are those through which most governmental functions typically are financed. Governmental fund reporting focuses on the sources, uses and balances of current financial resources. Expendable assets are assigned to the various governmental funds according to the purposes for which they may or must be used. Current liabilities are assigned to the fund from which they will be paid. The difference between governmental fund assets and liabilities is reported as fund balance. The following are the City's major governmental funds:

General Fund - The general fund accounts for all financial resources except those required to be accounted for in another fund. The general fund balance is available to the City for any purpose provided it is expended or transferred according to the charter of the City and/or the general laws of Ohio.

Carillon Business Park TIF Fund – This special revenue fund is used to account for the proceeds of the bonds issued for the Tax Increment Financing District with related revenue and expenditures.

Cincinnati Mills TIF Fund – This special revenue fund is used to account for the proceeds of the bonds issued for the Tax Increment Financing District with related revenue and expenditures.

Fire Fund - This special revenue fund accounts for expenditures of property tax revenues and other resources in the operation of the City's Fire Department.

Economic Development Fund - This fund has been used to account for the acquisition, construction and debt service for the Kemper Meadow Business Center. It may also be used for the purchase, rehabilitation, and resale of properties.

The other governmental funds of the City account for grants and other resources that are generally restricted to use for a particular purpose.

Proprietary Funds

Proprietary fund reporting focuses on changes in net position, financial position and cash flows. Proprietary funds are classified as either enterprise or internal service.

Enterprise Funds: Enterprise funds may be used to account for any activity for which a fee is charged to external users for goods or services. The following are the City's major enterprise funds:

Stormwater Management Utility Fund – This fund is used to account for the operations of the City's Stormwater Management Utility.

Solid Waste Collection Fund – To account for the operations of solid waste and recycling collection and disposal services for the City.

**City of Forest Park, Ohio**  
**Notes to the Basic Financial Statements**  
**For The Year Ended December 31, 2012**

---

Internal Service Fund – This fund is used to account for the financing of goods and services provided by one department or agency to other departments or agencies of the City, or to other governments, on a cost reimbursement basis.

Fiduciary Funds

Fiduciary fund reporting focuses on net position and changes in net position. The fiduciary fund category is split into four classifications: agency funds, pension trust funds, investment trust funds and private-purpose trust funds. The agency funds account for building permit fees collected on behalf of the State and performance bonds pledged by contractors (Refundable Fees Agency Fund) as well as Mayor's court (Mayor's Court Agency Fund) collections that are distributed to the State of Ohio as well as bonds held for individuals. The Community Programming Board Agency Fund (Waycross) is also reported as an agency fund. The City's agency funds are custodial in nature (assets equal liabilities) and do not involve measurement of results of operations. The City currently has no trust funds.

**Basis of Accounting**

Basis of accounting determines when transactions are recorded in the financial records and reported on the financial statements. Government-wide financial statements are prepared using the accrual basis of accounting. Governmental funds use the modified accrual basis of accounting. Fiduciary funds also use the accrual basis of accounting. Differences in the accrual and modified accrual basis of accounting arise in the recognition of revenue, the recording of deferred revenue and in the presentation of expenses versus expenditures.

Revenues - Exchange and Non-exchange Transactions

Revenue resulting from exchange transactions, in which each party gives and receives essentially equal value, is recorded on the accrual basis when the exchange takes place. On a modified accrual basis, revenue is recorded in the fiscal year in which the resources are measurable and become available. Available means that the resources will be collected within the current fiscal year or are expected to be collected soon enough thereafter to be used to pay liabilities of the current fiscal year. For the City, available means expected to be received within sixty days of year-end.

Nonexchange transactions, in which the City receives value without directly giving equal value in return, include income taxes, property taxes, grants, entitlements and donations. On an accrual basis, revenue from income taxes is recognized in the period in which the income is earned. Revenue from property taxes is recognized in the year for which the taxes are levied. Revenue from grants, entitlements and donations is recognized in the year in which all eligibility requirements have been satisfied. Eligibility requirements include timing requirements, which specify the year when the resources are required to be used or the year when use is first permitted; matching requirements, in which the City must provide local resources to be used for a specified purpose; and expenditure requirements, in which the resources are provided to the City on a reimbursement basis. On a modified accrual basis, revenue from nonexchange transactions must also be available before it can be recognized.

**City of Forest Park, Ohio**  
**Notes to the Basic Financial Statements**  
**For The Year Ended December 31, 2012**

---

Under the modified accrual basis, the following revenue sources are considered to be both measurable and available at year-end: income tax, state-levied locally shared taxes (including gasoline tax), fines and forfeitures, interest, grants and fees.

Deferred Revenue

Deferred revenue arises when assets are recognized before revenue recognition criteria have been satisfied.

Property taxes for which there is an enforceable legal claim as of the current year-end, but which were levied to finance future operations, have been recorded as deferred revenue. Special assessments not received within the available period and grants and entitlements received before the eligibility requirements are met are also recorded as deferred revenue.

On governmental fund financial statements, receivables that will not be collected within the available period have also been reported as deferred revenue.

Unearned Revenue

Unearned revenue represents amounts under the accrual basis of accounting for which asset recognition criteria have been met, but for which revenue recognition criteria have not been met because such amounts have not yet been earned.

Expenses/Expenditures

On the accrual basis of accounting, expenses are recognized at the time they are incurred. The measurement focus of governmental fund accounting is on decreases in net financial resources (expenditures) rather than expenses. Expenditures are generally recognized in the accounting period in which the related fund liability is incurred, if measurable. Allocations of cost, such as depreciation and amortization, are not recognized in governmental funds.

**Equity in Pooled Cash and Investments**

To improve cash management the City's cash and investments are pooled. Monies for all funds, except cash and investments held in segregated accounts, are maintained in this pool. Individual fund integrity is maintained through City records. Each fund's interest in the pool is presented as "Equity in Pooled Cash and Investments" on the balance sheet.

Investments are reported at fair value which is based on quoted market prices.

During the year, the City has invested funds in the State Treasury Asset Reserve of Ohio (STAROhio). STAROhio is an investment pool managed by the State Treasurer's Office, which allows governments within the State to pool their funds for investment purposes. STAROhio is not registered with the SEC as an investment company, but does operate in a manner consistent with Rule 2a7 of the Investment Company Act of 1940. Investments in STAROhio are valued at STAROhio's share price which is the price the investment could be sold for at year-end.



**City of Forest Park, Ohio**  
**Notes to the Basic Financial Statements**  
**For The Year Ended December 31, 2012**

---

Following the Charter and Codified Ordinances of the City as well as the Ohio Revised Code, the City has specified the funds to receive an allocation of interest earnings. Interest revenues during 2012 amounted to \$87,229 on the fund level and \$81,688 on the full-accrual level. Interest revenue on the fund level credited to the General Fund amounted to \$25,026, \$18,164 credited to the Fire Fund, \$10,116 credited to the Carillon Business Park TIF Fund, \$779 credited to the Economic Development Fund, \$33,144 credited to Other Governmental Funds, \$11,424 credited to the Stormwater Management Fund and \$3,773 credited to the Solid Waste Collection Fund.

**Capital Assets**

Capital assets, which include property, plant, and equipment are reported in the governmental activities column of the government-wide statement of net position but are not reported in the fund financial statements.

All capital assets are capitalized at cost (or estimated historical cost) and updated for additions and retirements during the year. Donated capital assets are recorded at their fair market values as of the date received. The City maintains a capitalization threshold of \$5,000. Improvements are capitalized; the costs of normal maintenance and repairs that do not add to the value of the asset or materially extend an asset's life are not. Interest incurred during the construction of capital assets is also capitalized.

All reported capital assets are depreciated except for land. Improvements are depreciated over the remaining useful lives of the related capital assets. Depreciation is computed using the straight-line method over the following useful lives:

<u>Description</u>	<u>Estimated Lives</u>
Buildings and Improvements	20 to 50 years
Equipment	5 to 20 years
Infrastructure	20 to 50 years

**Compensated Absences**

The City reports compensated absences in accordance with the provisions of GASB No. 16, *Accounting for Compensated Absences*. Vacation benefits are accrued as a liability as the benefits are earned if the employees' rights to receive compensation are attributable to services already rendered and it is probable that the employer will compensate the employees for the benefits through paid time off or some other means.

Sick leave benefits are accrued as a liability using the vesting method. The liability includes the employees who are currently eligible to receive termination benefits and those that the City has identified as probable of receiving payment in the future. The amount is based on accumulated sick leave and employee wage rates at year end taking into consideration any limits specified in the City's termination policy. The City records a liability for all accumulated unused vacation time when earned for all employees. The City records a liability for accumulated unused sick leave for all employees after twenty years of accumulated service or when otherwise eligible for retirement through a pension system.

**City of Forest Park, Ohio**  
**Notes to the Basic Financial Statements**  
**For The Year Ended December 31, 2012**

---

The entire compensated absence liability is reported on the government-wide financial statements. For governmental funds, a liability is recorded for compensated absences only if they have matured, for example, as a result of employee resignations and/or retirements.

**Accrued Liabilities and Long-Term Obligations**

All payables, accrued liabilities and long-term obligations are reported in the government-wide financial statements.

In general, governmental fund payables and accrued liabilities that, once incurred, are paid in a timely manner and in full from current financial resources, are reported as obligations of the funds. However, claims and judgments, and compensated absences that will be paid from governmental funds are reported as a liability in the fund financial statements only to the extent that they are due for payment during the current year. Bonds, capital leases and long-term loans are recognized as a liability on the fund financial statements when due.

**Fund Balance**

In accordance with Governmental Accounting Standards Board Statement No. 54, *Fund Balance Reporting and Governmental Fund Type Definitions*, the City classifies its fund balance based on the purpose for which the resources were received and the level of constraint placed on the resources. The following categories are used:

Nonspendable – resources that are not in spendable form (inventory) or have legal or contractual requirements to maintain the balance intact.

Restricted – spendable resources that have external purpose restraints imposed on them by providers, such as creditors, grantors, or other regulators.

Committed – spendable resources that are constrained for specific purposes that are internally imposed by the government at its highest level of decision making authority, City Council. This is done by ordinance by City Council.

Assigned – resources that are intended to be used for specific purposes as approved through the City's formal purchasing procedure by the Finance Director.

Unassigned – residual fund balance within the General Fund that is not restricted, committed, or assigned. In other governmental funds, the unassigned classification is used only to report a deficit balance resulting from incurred expenditures for specific purposes exceeding amounts which had been restricted, committed or assigned for said purposes.

The City applies restricted resources first when an expenditure is incurred for purposes, which both restricted and unassigned fund balances are available. The City considers committed, assigned, and unassigned fund balances, respectively, to be spent when expenditures are incurred for purposes for which any of the unassigned fund balance classifications could be used.

**City of Forest Park, Ohio**  
**Notes to the Basic Financial Statements**  
**For The Year Ended December 31, 2012**

---

**Net Position**

Net position represent the difference between assets and liabilities. Net investment in capital assets, consists of capital assets, net of accumulated depreciation, reduced by the outstanding balances of any borrowing used for the acquisition, construction or improvement of those assets. Net position are reported as restricted when there are limitations imposed on their use either through the enabling legislation adopted by the City or through external restrictions imposed by creditors, grantors or laws or regulations of other governments.

The City applies restricted resources when an expense is incurred for purposes for which both restricted and unrestricted net position are available. Of the City's \$5,827,124 in restricted net position, none were restricted by enabling legislation.

**Interfund Activity**

Exchange transactions between funds are reported as revenues in the seller funds and as expenditures/expenses in the purchaser funds. Flows of cash or goods from one fund to another without a requirement for repayment are reported as interfund transfers. Interfund transfers are reported as other financing sources/uses in governmental funds. Repayments from funds responsible for particular expenditures/expenses to the funds that initially paid for them are not presented on the financial statements.

**Estimates**

The preparation of the financial statements in conformity with generally accepted accounting principles requires management to make estimates and assumptions that affect the amounts reported in the financial statements and accompanying notes. Actual results may differ from those estimates.

**Note 3 – Equity in Pooled Cash and Investments**

---

Cash resources of several individual funds are combined to form a pool of cash and investments. Each fund type's portion of this pool is displayed on the combined balance sheet as "Equity in Pooled Cash and Investments."

State statute requires the classification of monies held by the City into three categories:

Active Monies - Those monies required to be kept in a "cash" or "near cash" status for immediate use by the City. Such monies must by law be maintained either as cash in the City treasury, in depository accounts payable or withdrawable on demand.

Inactive Monies - Those monies not required for use within the current two year period of designated depositories. Ohio law permits inactive monies to be deposited or invested as certificates of deposit maturing not later than the end of the current period of designated depositories, or as savings or deposit accounts, including, but not limited to passbook accounts.

**City of Forest Park, Ohio**  
**Notes to the Basic Financial Statements**  
**For The Year Ended December 31, 2012**

---

Interim Monies - Those monies which are not needed for immediate use but which will be needed before the end of the current period of designation of depositories. Ohio law permits interim monies to be invested or deposited in the following securities:

- (1) Bonds, notes, or other obligations of or guaranteed by the United States, or those for which the faith of the United States is pledged for the payment of principal and interest.
- (2) Bonds, notes, debentures, or other obligations or securities issued by any federal governmental agency.
- (3) No-load money market mutual funds consisting exclusively of obligations described in (1) or (2) above and repurchase agreements secured by such obligations, provided that investments in securities described in this division are made only through eligible institutions.
- (4) Interim deposits in the eligible institutions applying for interim monies to be evidenced by time certificates of deposit maturing not more than one year from date of deposit, or by savings or deposit accounts, including, but not limited to, passbook accounts.
- (5) Bonds and other obligations of the State of Ohio.
- (6) The Ohio State Treasurer's investment pool (STAR Ohio).
- (7) Commercial paper and banker's acceptances which meet the requirements established by Ohio Revised Code, Sec. 135.142.
- (8) Under limited circumstances, corporate debt interests in either of the two highest rating classifications by at least two nationally recognized rating agencies.

Protection of the City's deposits is provided by the Federal Deposit Insurance Corporation, by eligible securities pledged by the financial institution as security for repayment, by surety company bonds deposited with the treasurer by the financial institution or by a single collateral pool established by the financial institution to secure the repayment of all public moneys deposited with the institution.

Investments in stripped principal or interest obligations, reverse repurchase agreements and derivatives are prohibited. The issuance of taxable notes for the purpose of arbitrage, the use of leverage and short selling are also prohibited. An investment must mature within five years from the date of purchase unless matched to a specific obligation or debt of the City, and must be purchased with the expectation that it will be held to maturity. Investments may only be made through specified dealers and institutions. Payment for investments may be made only upon delivery of the securities representing the investments to the treasurer or, if the securities are not represented by a certificate, upon receipt of confirmation of transfer from the custodian.

**City of Forest Park, Ohio**  
**Notes to the Basic Financial Statements**  
**For The Year Ended December 31, 2012**

---

**Deposits**

Custodial credit risk is the risk that in the event of a bank failure, the City's deposits may not be returned to it. The City's policy for deposits is any balance not covered by depository insurance will be collateralized by the financial institutions with pledged securities. As of December 31, 2012, \$852,739 of the City's bank balance of \$9,466,739 was exposed to custodial risk because it was uninsured and collateralized with securities held by the pledging financial institution's trust department or agent, but not in the City's name.

Ohio Revised Code Chapter 135, Uniform Depository Act, authorizes pledging of pooled securities in lieu of specific securities. Specifically, a designated public depository may pledge a single pool of eligible securities to secure repayment of all public monies deposited in the financial institution, provided that all times the total value of the securities so pledged is at least equal to 105% of the total amount of all public deposits secured by the pool, including the portion of such deposits covered by any federal deposit insurance.

**Investments**

As of December 31, 2012, the City had the following investments:

	<u>Fair Value</u>	<u>Weighted Average Maturity (Years)</u>
Federal Home Loan Bank	\$415,836	0.16
Freddie Mac	556,146	2.35
Federal Home Loan Bank - Discount Note	284,684	0.75
Fannie Mae	957,070	2.42
Commercial Paper	244,633	0.34
US Treasury Notes	310,133	1.33
STAROhio	98,899	0.16
Money Market Funds	2,878	0.00
	<u>\$2,870,279</u>	
Portfolio Weighted Average Maturity		1.54

Interest Rate Risk - In accordance with the investment policy, the City manages its exposure to declines in fair values by limiting the weighted average maturity of its investment portfolio to two years, unless matched to a specified obligation or debt of the City.

Credit Risk - It is the City's policy to limit its investments that are not obligations of the U.S. Government or obligations explicitly guaranteed by the U.S. Government to investments which have the highest credit quality rating issued by nationally recognized statistical rating organizations. The City's investments in Federal Home Loan Bank, Freddie Mac, US Treasury Notes and Fannie Mae were rated AA+ by Standard and Poor's and Fitch ratings and Aaa by Moody's Investors Service. Money Market Funds were not rated. Federal Home Loan Bank – Discount Note and Commercial Paper were rated AA+ by Standard and Poor's and P-1 by Moody's Investor Service. Investments in STAROhio were rated AAAM by Standard & Poor's.

**City of Forest Park, Ohio**  
**Notes to the Basic Financial Statements**  
**For The Year Ended December 31, 2012**

---

Concentration of Credit Risk - The City's investment policy allows investments in Federal Government Securities or Instrumentalities. The City has invested 14.5% in Federal Home Loan Bank, 19.4% in Freddie Mac, 9.9% in Federal Home Loan Bank – Discount Note, 33.3% in Fannie Mae, 8.5% in Commercial Paper, 10.8% in US Treasury Notes, 3.4% in STAROhio, and less than 1% in Money Market Funds.

Custodial Credit Risk is the risk that in the event of the failure of the counterparty, the City will not be able to recover the value of its investments or collateral securities that are in the possession of an outside party. All of the City's securities are either insured and registered in the name of the City or at least registered in the name of the City.

**Note 4 – Receivables**

---

Receivables at year end consisted primarily of taxes receivable, interest receivable, intergovernmental receivable, interfund receivable and accounts receivable.

No allowances for doubtful accounts have been recorded because uncollectible amounts are expected to be insignificant.

**Property Taxes**

Property taxes include amounts levied against all real, public utility, and tangible personal property located in the City. Property tax revenue received during 2012 for real and public utility property taxes represents collections of the 2011 taxes. Property tax payments received during 2012 for tangible personal property (other than public utility property) is for 2012 taxes.

The 2012 real property taxes are levied after October 1, 2012, on the assessed value as of January 1, 2012, the lien date. Assessed values are established by State law at 35 percent of appraised market value. 2012 real property taxes are collected in and intended to finance 2012 operations.

Public utility tangible personal property currently is assessed at varying percentages of true value; public utility real property is assessed at 35 percent of true value. The 2012 public utility property taxes became a lien on December 31, 2011, are levied after October 1, 2012, and are collected in 2012 with real property taxes.

The assessed values of real and tangible personal property upon which current year property tax receipts were based are as follows:

	<u>Amount</u>
Real Property	\$312,398,330
Public Utility	<u>11,471,250</u>
Total	<u><u>\$323,869,580</u></u>

Real property taxes are payable annually or semi-annually. The first payment is due on January 20 with the remainder payable by June 20.

**City of Forest Park, Ohio**  
**Notes to the Basic Financial Statements**  
**For The Year Ended December 31, 2012**

---

The County Treasurer collects property taxes on behalf of all taxing districts in the county, including the City. The County Auditor periodically remits to the City its portion of the taxes collected. Accrued property taxes receivable represent real and tangible personal property taxes, public utility taxes and outstanding delinquencies which are measurable as of year end for which there is an enforceable legal claim. Although total property tax collections for the next year are measurable, amounts to be received during the available period are not subject to reasonable estimation at year end, nor were they levied to finance current year operations. The receivable is therefore offset by deferred revenue.

**Income Taxes**

Income taxes are imposed at the rate of one and one-half percent (1.5%) per annum on salaries, wages, commissions, other compensation, and net profits. The last tax rate increase was in July of 2007 from the 1% to 1.5%. When a resident of the City is subject to a municipal income tax in another municipality, township, or county; the resident receives a credit not to exceed one and one-half percent (1.5%) against the tax imposed on the earnings taxed by such a municipality, township, or county.

Each taxpayer is required to file a return on or before April 15th of each year for the prior year. When the return is filed for a fiscal year or other period different from a calendar year, the return shall be filed within four months from the end of such fiscal year or period.

**Note 5 – Risk Management**

---

The City is exposed to various risks of loss related to torts; theft of, damage to, and destruction of assets; errors and omissions; injuries to employees; and natural disasters. The City carries commercial general liability insurance against these risks and all other risks of loss, including workers' compensation and employee health and accident insurance.

There have been no significant reductions in insurance coverage from that of prior years and settlements have not exceeded insurance coverage for any of the past three fiscal years.

**Note 6 – Capital Assets**

---

Capital asset activity for the current year end was as follows:

*This space intentionally left blank*

**City of Forest Park, Ohio**  
**Notes to the Basic Financial Statements**  
**For The Year Ended December 31, 2012**

	Restated Beginning Balance	Additions	Deletions	Ending Balance
<b>Governmental Activities</b>				
<b>Capital Assets, not being depreciated:</b>				
Land	\$13,729,321	\$296,889	\$0	\$14,026,210
Construction in Progress	616,622	1,256,399	1,873,021	0
Total Capital Assets, not being depreciated	<u>14,345,943</u>	<u>1,553,288</u>	<u>1,873,021</u>	<u>14,026,210</u>
<b>Capital Assets, being depreciated:</b>				
Buildings and Improvements	7,785,550	278,117	0	8,063,667
Equipment	7,048,343	542,044	0	7,590,387
Infrastructure	35,563,018	3,045,285	0	38,608,303
Totals at Historical Cost	<u>64,742,854</u>	<u>5,418,734</u>	<u>1,873,021</u>	<u>68,288,567</u>
Less Accumulated Depreciation:				
Buildings and Improvements	3,054,804	163,668	0	3,218,472
Equipment	4,201,856	441,125	0	4,642,981
Infrastructure	18,216,157	671,132	0	18,887,289
Total Accumulated Depreciation	<u>25,472,817</u>	<u>1,275,925</u>	<u>0</u>	<u>26,748,742</u>
Governmental Activities Capital Assets, Net	<u>\$39,270,037</u>	<u>\$4,142,809</u>	<u>\$1,873,021</u>	<u>\$41,539,825</u>
	Restated Beginning Balance	Additions	Deletions	Ending Balance
<b>Business-Type Activities</b>				
<b>Capital Assets, not being depreciated:</b>				
Land	\$102,798	\$0	\$0	\$102,798
Construction in Progress	128,686	27,783	156,469	0
Total Capital Assets, not being depreciated	<u>231,484</u>	<u>27,783</u>	<u>156,469</u>	<u>102,798</u>
<b>Capital Assets, being depreciated:</b>				
Buildings and Improvements	21,723	20,093	0	41,816
Equipment	83,758	0	0	83,758
Infrastructure	392,329	465,720	0	858,049
Totals at Historical Cost	<u>729,294</u>	<u>513,596</u>	<u>156,469</u>	<u>1,086,421</u>
Less Accumulated Depreciation:				
Buildings and Improvements	5,042	646	0	5,688
Equipment	73,394	904	0	74,298
Infrastructure	20,908	20,881	0	41,789
Total Accumulated Depreciation	<u>99,344</u>	<u>22,431</u>	<u>0</u>	<u>121,775</u>
Governmental Activities Capital Assets, Net	<u>\$629,950</u>	<u>\$491,165</u>	<u>\$156,469</u>	<u>\$964,646</u>



**City of Forest Park, Ohio**  
**Notes to the Basic Financial Statements**  
**For The Year Ended December 31, 2012**

---

Depreciation expense was charged to governmental functions as follows:

General Government	\$53,051
Public Safety	352,772
Leisure Time	31,245
Community Development	2,855
Transportation	836,002
Total Depreciation Expense	<u>\$1,275,925</u>

**Note 7 – Compensated Absences**

---

**Accumulated Unpaid Vacation**

City employees earn vacation leave at varying rates based upon length of service. All employees may accrue a maximum of 25 days. Vacation days may not be carried over from year to the next without the approval of the City Manager. In the event of a termination of employment, death, or retirement, employees (or their estates) are paid for unused vacation leave.

**Accumulated Unpaid Sick Leave**

City employees earn sick leave at the rate of 10 hours per complete month of service (12 hours for Fire union employees). A maximum of 1,800 hours may be carried from one year to the next. Any hours over 1,800 accrued and not taken may be paid or used on a one for three basis by the end of the year. In the case of death or retirement, employees (or the employees' estates) are paid for one half of their accumulated leave with 900 hours being the maximum amount paid.

**Accumulated Unpaid Compensatory Time**

From time to time, employees may need, with prior approval from their supervisors, to work overtime. These overtime hours will usually be paid at the appropriate overtime rate; however, with permission of the supervisor, an employee may have the option of taking the overtime in compensatory time at one and one half times the amount of hours worked.

**Note 8 – Notes Payable**

---

A summary of the note transactions for the current year end are as follows:

		Beginning Balance	Additions	Deletions	Ending Balance
Bond Anticipation Notes:					
<b>Governmental Activities:</b>					
Road Improvement Bond Anticipation Note	2.60%	\$1,065,000	\$0	(\$1,065,000)	\$0
Various Purpose Bond Anticipation Notes	1.10%	3,140,000	0	(3,140,000)	0
Road Improvement Bond Anticipation Note	1.25%	0	2,100,000	0	2,100,000
Various Purpose Bond Anticipation Notes	1.10%	0	2,915,000	0	2,915,000
Total Governmental Activities		<u>\$4,205,000</u>	<u>\$5,015,000</u>	<u>(\$4,205,000)</u>	<u>\$5,015,000</u>

These bond anticipation notes were issued to finance road improvements and various other improvements throughout the City.

**City of Forest Park, Ohio**  
**Notes to the Basic Financial Statements**  
**For The Year Ended December 31, 2012**

All of the notes are bond anticipation notes, are backed by the full faith and credit of the City, and mature within one year. The note liability is reflected in the fund which received the proceeds.

**Note 9 – Long-Term Debt**

A schedule of changes in bonds and other long-term obligations of the City during the current year, follows:

	Restated Beginning Balance	Additions	Deletions	Ending Balance	Due Within One Year
<b>Governmental Activities</b>					
<u>Unvoted General Obligation Bonds and Notes</u>					
3.89% Refunding of Various Purpose	\$1,890,000	\$0	(\$200,000)	\$1,690,000	\$220,000
Premium on Refunding	108,504	0	(14,153)	94,351	0
2.50% Technology Equipment Note	375,000	0	(75,000)	300,000	75,000
Total Bonds and Notes	<u>2,373,504</u>	<u>0</u>	<u>(289,153)</u>	<u>2,084,351</u>	<u>295,000</u>
Capital Lease	69,231	98,967	(49,132)	119,066	64,772
Total Long-Term Debt	2,442,735	98,967	(338,285)	2,203,417	359,772
Compensated Absences	414,964	132,531	(73,685)	473,810	154,106
Total Governmental Activities	<u>\$2,857,699</u>	<u>\$231,498</u>	<u>(\$411,970)</u>	<u>\$2,677,227</u>	<u>\$513,878</u>
<b>Business-Type Activities</b>					
<u>Public Works Issue 2 Loans</u>					
0.00% Northland Detention Basin	3,907	0	(3,907)	0	0
Total Loans	<u>3,907</u>	<u>0</u>	<u>(3,907)</u>	<u>0</u>	<u>0</u>
Compensated Absences	26,846	56,214	(7,640)	75,420	12,866
Total Business-Type Activities	<u>\$30,753</u>	<u>\$56,214</u>	<u>(\$11,547)</u>	<u>\$75,420</u>	<u>\$12,866</u>

The funds which will be used to pay the Compensated absences are as follows: General Fund, Street Fund, Fire Fund, and Stormwater Management Utility Fund and Solid Waste Collection Fund. The funds which will be used to pay the bonds, notes, public issue 2 loan and lease are as follows: Stormwater Management Utility Fund, Carillon Business Park TIF Fund, Debt Service Fund, and Police Capital Equipment Fund.

Principal and interest requirements to retire the City's long-term obligations outstanding at year-end are as follows:

**City of Forest Park, Ohio**  
**Notes to the Basic Financial Statements**  
**For The Year Ended December 31, 2012**

---

Year Ending December 31	General	
	Obligation Bonds and Notes	
	Principal	Interest
2013	\$295,000	\$69,800
2014	300,000	63,525
2015	305,000	54,900
2016	315,000	43,825
2017	250,000	32,350
2018-2019	525,000	34,500
Total	<u>\$1,990,000</u>	<u>\$298,900</u>

The City is subject to certain constitutional and statutory general obligation debt limitations. As of December 31, 2012, the City has not exceeded the debt limitations.

**Note 10 – Capitalized Leases – Lessee Disclosure**

---

During the year, the City entered into a capital leases for three police cruisers and a Chevy Tahoe. These replaced the previous leased copiers which were retired during the year. The leases meet the criteria of a capital lease as defined by Statement of Financial Accounting Standards No. 13, *Accounting for Leases*, which defines a capital lease generally as one which transfers benefits and risks of ownership to the lessee.

Capital lease payments have been reclassified and are reflected as debt service expenditures in the basic financial statements for the governmental funds. These expenditures are reflected as program expenditures on a budgetary basis.

General capital assets consisting of equipment have been capitalized in the amount of \$170,605 which equals the present value of the future minimum lease payments at the time of acquisition.

The following is a schedule of the future minimum lease payments required under the capital leases and the present value of the minimum lease payments as of December 31, 2012.

Year	Long-Term Debt
2013	\$66,924
2014	39,852
2015	15,351
Total minimum lease payments	<u>122,127</u>
Less: Amount representing interest	<u>(3,061)</u>
Present value of minimum lease payments	<u>\$119,066</u>

**City of Forest Park, Ohio**  
**Notes to the Basic Financial Statements**  
**For The Year Ended December 31, 2012**

---

**Note 11 – Pension Plans**

---

**Ohio Public Employees Retirement System**

Ohio Public Employees Retirement System (OPERS) administers three separate pension plans, a Traditional Pension Plan (TP), a Member-Directed Plan (MD) and a Combined Plan (CO). The TP Plan is a cost-sharing multiple-employer defined benefit pension plan. The MD Plan is a defined contribution plan in which the member invests both member and employer contributions (employer contributions vest over five years at 20% per year). Under the MD Plan members accumulate retirement assets equal to the value of member and (vested) employer contributions plus any investment earnings. The CO Plan is a cost sharing, multiple-employer defined benefit pension plan. Under the CO Plan, OPERS invests employer contributions to provide a formula retirement benefit similar in nature to the TP Plan benefit. Member contributions, the investment of which is self-directed by the members, accumulate retirement assets in a manner similar to the MD Plan.

OPERS provides retirement, disability, survivor and death benefits and annual cost of living adjustments to members of the TP and CO Plans. Members of the MD Plan do not qualify for the ancillary benefits. Authority to establish and amend benefits is provided in Chapter 145 of the Ohio Revised Code. OPERS issues a stand-alone financial report. Interested parties may obtain a copy by writing to the OPERS, 277 East Town Street, Columbus, Ohio 43215-4642 or by calling 614-222-5601 or 800-222-7377, or by visiting the OPERS website at [www.opers.org](http://www.opers.org).

The Ohio Revised Code provides statutory authority for member and employer contributions. Plan members and employer contributions rates were consistent across all three plans. Plan members are required to contribute 10% of their annual covered salary to fund pension obligations. The employer pension contribution rate for the City is 14% of covered payroll. The contribution rates are determined actuarially. The City's required contributions to OPERS for the years ended December 31, 2012, 2011 and 2010 were \$444,073, \$444,431 and \$439,778, respectively. The full amount has been contributed for 2010 and 2011 and 92% has actually been contributed for 2012. The City's unpaid contractually required OPERS contributions (including post employment benefits) at year end (the liability) were recorded in the accrued wages and benefits line item of the government-wide and fund financial statements along with various corresponding expenses/expenditures.

**Ohio Police and Fire Pension Fund**

The City contributes to the Ohio Police and Fire Pension Fund (OP&F), a cost-sharing multiple employer defined benefit pension plan. OP&F provides retirement and disability pension benefits, annual cost-of-living adjustments, and death benefits to plan members and beneficiaries. Benefit provisions are established by the Ohio State Legislature and are codified in Chapter 742 of the Ohio Revised Code. OP&F issues a publicly available financial report that includes financial information and required supplementary information. That report may be obtained by writing to OP&F, 140 East Town Street, Columbus, Ohio 43215-5164, or by visiting the OP&F website at [www.op-f.org](http://www.op-f.org).

Plan members are required to contribute 10.0% of their annual covered salary, while employers (the City) are required to contribute 19.5% for police officers and 24.0% for firefighters. The City's contributions to OP&F for the years ending December 31, 2012, 2011 and 2010, were \$995,785, \$1,018,698, and \$1,018,339, respectively. The full amount has been contributed for 2010 and 2011, and 51% has been contributed for 2012. The City's unpaid contractually required OP&F contributions

**City of Forest Park, Ohio**  
**Notes to the Basic Financial Statements**  
**For The Year Ended December 31, 2012**

---

(including post employment benefits) at year end (the liability) were recorded in the accrued wages and benefits line item of the government-wide and fund financial statements along with various corresponding expenses/expenditures.

**Note 12 – Post Employment Benefits**

---

**Ohio Public Employees Retirement System**

Plan Description

Ohio Public Employees Retirement System (OPERS) administers three separate pension plans: The Traditional Pension Plan – a cost sharing, multiple-employer defined benefit pension plan; the Member-Directed Plan – a defined contribution plan; and the Combined Plan – a cost sharing, multiple-employer defined benefit pension plan that has elements of both a defined benefit and defined contribution plan.

OPERS maintains a cost-sharing multiple employer defined benefit post-employment health care plan, which includes a medical plan, prescription drug program and Medicare Part B premium reimbursement, to qualifying members of both the Traditional Pension and the Combined Plans. Members of the Member-Directed Plan do not qualify for ancillary benefits, including post-employment health care coverage.

In order to qualify for post-employment health care coverage, age-and-service retirees under the Traditional Pension and Combined Plans must have 10 or more years of qualifying Ohio service credit. Health care coverage for disability benefit recipients and qualified survivor benefit recipients is available. The health care coverage provided by OPERS meets the definition of an Other Post Employment Benefit (OPEB) as described in GASB Statement 45.

The Ohio Revised Code permits, but does not mandate, OPERS to provide OPEB benefits to its eligible members and beneficiaries. Authority to establish and amend benefits is provided in Chapter 145 of the Ohio Revised Code.

OPERS issues a stand-alone financial report. Interested parties may obtain a copy by writing to OPERS, 277 East Town Street, Columbus, OH 43215-4642, or by calling 614-222-5601 or 800-222-7377, or by visiting the OPERS website at [www.opers.org](http://www.opers.org).

Funding Policy

The Ohio Revised Code provides the statutory authority requiring public employers to fund post retirement health care through their contributions to OPERS. A portion of each employer's contribution to OPERS is set aside for the funding of post retirement health care benefits.

Employer contribution rates are expressed as a percentage of the covered payroll of active members. In 2012, the City contributed at 14% of covered payroll. The Ohio Revised Code currently limits the employer contribution to a rate not to exceed 14% of covered payroll. Active members do not make contributions to the OPEB Plan.

**City of Forest Park, Ohio**  
**Notes to the Basic Financial Statements**  
**For The Year Ended December 31, 2012**

---

OPERS' Post Employment Health Care Plan was established under, and is administered in accordance with, Internal Revenue Code 401(h). Each year, the OPERS Retirement Board determines the portion of the employer contribution rate that will be set aside for funding of post employment health care benefits. The portion of employer contributions allocated to the health care for members in the Traditional Plan was 4.0% during calendar year 2012. The portion of employer contributions allocated to health care for members in the Combined Plan was 6.05% during calendar year 2012. The OPERS Retirement Board is also authorized to establish rules for the payment of a portion of the health care coverage by the retiree or their surviving beneficiaries. Payment amounts vary depending on the number of covered dependents and the coverage selected.

Information from City's Records

The City's required contributions for the current year, which were used to fund postemployment benefits, were \$126,872 for 2012, \$126,974 for 2011 and \$28,868 for the period January 1 through February 28, 2010, and \$130,807 for the period March 1 through December 31, 2010. The full amount (actual) has been contributed for 2011 and 2010 and 92% has actually been contributed for 2012.

OPERS Board of Trustees Adopt Changes to the Health Care Plan

Changes to the health care plan were adopted by the OPERS Board of Trustees on September 19, 2012, with a transition plan commencing January 1, 2014. With the recent passage of pension legislation under SB 343 and the approved health care changes, OPERS expects to be able to consistently allocate 4 percent of the employer contributions toward the health care fund after the end of the transition period.

**Ohio Police and Fire Pension Fund**

Plan Description

The City contributes to the Ohio Police and Fire Pension Fund (OP&F) sponsored health care program, a cost-sharing, multiple-employer defined post-employment health care plan administered by OP&F. OP&F provides health care benefits including coverage for medical, prescription drugs, dental, vision, Medicare Part B Premium and long term care to retirees, qualifying benefit recipients and their eligible dependents.

OP&F provides access to post-retirement health care coverage for any person who receives or is eligible to receive a monthly service, disability, or survivor benefit check or is a spouse or eligible dependent child of such person. The health care coverage provided by OP&F meets the definition of an Other Post Employment Benefit (OPEB) as described in GASB Statement 45.

The Ohio Revised Code allows, but does not mandate, OP&F to provide OPEB benefits. Authority for the OP&F Board of Trustees to provide health care coverage to eligible participants and to establish and amend benefits are codified in Chapter 742 of the Ohio Revised Code.

**City of Forest Park, Ohio**  
**Notes to the Basic Financial Statements**  
**For The Year Ended December 31, 2012**

---

OP&F issues a publicly available financial report that includes financial information and required supplementary information for the Plan. That report may be obtained by writing to OP&F, 140 East Town Street, Columbus, Ohio 43215-5164, or by visiting the OP&F website at [www.op-f.org](http://www.op-f.org).

Funding Policy

The Ohio Revised Code provides for contribution requirements of the participating employers and of plan members to the OP&F (defined benefit pension plan). Participating employers are required to contribute to the pension plan at rates expressed as percentages of the payroll of active pension plan members, currently, 19.5% and 24.0% of covered payroll for police and fire employers, respectively. The Ohio Revised Code states that the employer contribution may not exceed 19.5% of the covered payroll for police employer units and 24.0% of covered payroll for fire employer units. Active members do not make contributions to the OPEB Plan.

OP&F maintains funds for health care in two separate accounts. One for health care benefits under IRS Code Section 115 trust and one for Medicare Part B reimbursements administrated as an Internal Revenue Code 401(h) account, both of which are within the defined benefit pension plan, under the authority granted by the Ohio Revised Code to the OP&F Board of Trustees.

The Board of Trustees is authorized to allocate a portion of the total employer contributions made into the pension plan to the Section 115 trust and Section 401(h) account as the employer contribution for retiree health care benefits. For the year ended December 31, 2012, the employer contribution allocated to the health care plan was 6.75% of covered payroll. The amount of employer contributions allocated to the health care plan each year is subject to the Trustees' primary responsibility to ensure that pension benefits are adequately funded and is limited by the provisions of Sections 115 and 401(h).

The OP&F Board of Trustees also is authorized to establish requirements for contributions to the health care plan by retirees and their eligible dependents, or their surviving beneficiaries. Payment amounts vary depending on the number of covered dependents and the coverage selected.

Information from City's Records

The City's required contributions to OP&F were \$200,466 for police and \$117,009 for fire for the year ending December 31, 2012; \$197,051 for police and \$126,222 for fire for the year ending December 31, 2011; and \$201,032 for police and \$122,887 for fire for the year ending December 31, 2010, allocated to the health care plan. The actual contributions for 2010 and 2011 were 100% and 51% has actually been contributed for 2012.

**Note 13 – Jointly Governed Organization**

---

The Waycross Community Programming Board is a jointly governed organization among the City of Forest Park, Village of Greenhills, and Springfield Township that was formed during 1982. The jointly governed organization was formed for the purpose of providing community programming and cable regulatory services for their citizens. The Board of Directors is comprised of a chairman and fifteen individuals drawn from local residents of the three communities. Each community has five members on the Board (the chairman is not a resident of any of the communities). The degree of control exercised by any participating city or township is limited to its representation by their citizens. Elected officials of the three communities appoint individuals to serve on the Community Programming Board of Directors. The

**City of Forest Park, Ohio**  
**Notes to the Basic Financial Statements**  
**For The Year Ended December 31, 2012**

---

Board of Directors' responsibilities include establishment and review of programming policies, resolution of policy disputes and questions of equal treatment for access users, fiscal controls and the creation and promotion of the media center and Community Access channels. In addition, the Community Programming Board coordinates regulatory efforts for member communities and provides expertise on other matters regarding the local cable system(s) and other forms of electronic communications.

The Community Programming Board is not locked into services for these three entities alone. Communities may leave the joint effort or other communities could join. In 2011, Waycross entered into a contract with Colerain Township to provide community programming to its residents.

The Communities involved have directed Time Warner Cable to pay the Community Programming Board for the use of the streets and other facilities in the operation of the Cable Television System during the life of the franchise a sum equal to five percent of the Gross Revenues for each and every quarter year of the franchise term.

It should be noted that the franchise costs are paid directly by those who subscribe to the cable service. The fees are collected by Time Warner Cable and they have been directed by the participating communities to pay the franchise fees (which would otherwise go to the participating communities) to the Community Programming Board.

The City serves as the fiscal agent for the Community Programming Board. Their financial statements are presented within the City's Agency Funds.

**Note 14 – Interfund Transactions**

---

Individual funds at year end, consisted of the following individual interfund receivables, interfund payables, transfers in and transfers out:

	Interfund		Transfers	
	Receivable	Payable	In	Out
General Fund	\$0	\$0	\$100,462	\$620,000
Fire Fund	78,593	0	0	323,200
Economic Development Fund	0	0	320,000	0
Other Governmental Funds	0	78,593	714,902	158,164
Stormwater Management Utility	0	0	0	17,000
Solid Waste Collection	0	0	0	17,000
<b>Total All Funds</b>	<b>\$78,593</b>	<b>\$78,593</b>	<b>\$1,135,364</b>	<b>\$1,135,364</b>

Interfund balance/transfers are used to move revenues from the fund that statute or budget requires to collect them to the fund that statute or budget requires to expend them and unrestricted revenues collected in the general fund to finance various programs accounted for in other funds in accordance with budget authorizations; to segregate and to return money to the fund from which it was originally provided once a project is completed. All transfers noted above met the requirements of the Ohio Revised Code.



**City of Forest Park, Ohio**  
**Notes to the Basic Financial Statements**  
**For The Year Ended December 31, 2012**

---

**Note 15 – Special Obligation Development Revenue Bonds**

---

During 2004, the City entered into an agreement with Cincinnati Mills L.L.C., the Port of Greater Cincinnati Development Authority, the City of Fairfield, the Winton Woods City School District, the Northwest Local School District, and the Fairfield City School District. The agreement provides for a Tax Increment Financing (TIF) project for the Cincinnati Mall located in both the City of Forest Park and the City of Fairfield. The proceeds will be used for Public Parking and Infrastructure improvements on the Cincinnati Mall site. The agreement is for thirty years and bonds were issued in the name of the Port of Greater Cincinnati Development Authority in the amount of \$18,000,000. Debt service for the issue will be from the TIF as well as a Special Assessment District which includes the areas benefiting from the improvements. In March 2010, the Port Authority, Bond Trustee and new mall owners entered into a new forbearance agreement. These bonds are not a liability, nor are the proceeds of the issued assets of the City and, accordingly, they are not reflected on the City's financial records.

**Note 16 – Contingent Liabilities**

---

**Litigation**

The City management is of the opinion that the ultimate disposition of claims and legal proceedings will not have a material effect, if any, on the financial condition of the City.

**Federal and State Grants**

The City participates in several federally assisted programs. These programs are subject to financial and compliance audits by the grantor or their representative. As of December 31, 2012, the audits of certain of these programs have not been completed. Such audits could lead to a request for reimbursement to the grantor agency for expenditures disallowed under the terms of the grant. Based on prior experience, the City believes such disallowance, if any, would be immaterial.

**Note 17 – Accountability**

---

The following individual funds had deficit fund balances at year end:

<u>Funds</u>	<u>Deficit</u>
Major Fund:	
Carillon Business Park TIF Fund	\$773,812
Economic Development Fund	2,341,239
Other Governmental Fund:	
Cobblewood TIF Fund	743,376
Promenade TIF Fund	15,549
FEMA Fund	78,593

The deficit in fund balance was solely the result of GAAP accruals. The general fund is liable for any deficit in these funds and will provide operating transfers when cash is required not when accruals occur.

**Note 18 – Construction Commitments**

---

**City of Forest Park, Ohio**  
**Notes to the Basic Financial Statements**  
**For The Year Ended December 31, 2012**

Various City Improvements \$89,144

**Note 19 – Fund Balances**

Fund balance is classified as nonspendable, restricted, committed, assigned and/or unassigned based primarily on the extent to which the City is bound to observe constraints imposed upon the use of the resources in the government funds. The constraints placed on fund balance for the major governmental funds and all other governmental funds are presented below:

Fund Balances	General	Fire	Carillon Business Park TIF	Economic Development	Other Governmental Funds	Total
<b>Nonspendable:</b>						
Prepays	\$17,335	\$5,878	\$0	\$0	\$1,667	\$24,880
<b>Total Nonspendable</b>	17,335	5,878	0	0	1,667	24,880
<b>Restricted for:</b>						
Fire	0	1,579,311	0	0	0	1,579,311
Street	0	0	0	0	954,086	954,086
State Highway	0	0	0	0	164,242	164,242
Law Enforcemnt Trust	0	0	0	0	35,636	35,636
Law Enforcement Grant	0	0	0	0	25,489	25,489
DARE	0	0	0	0	26,376	26,376
Health Care Reserve	0	0	0	0	94,782	94,782
Home Improvement	0	0	0	0	6,205	6,205
Fire Department Trust	0	0	0	0	55,035	55,035
Court Automation	0	0	0	0	22,609	22,609
Capital Improvement	0	0	0	0	433,246	433,246
Fire Capital	0	0	0	0	1,151,635	1,151,635
<b>Total Restricted</b>	0	1,579,311	0	0	2,969,341	4,548,652
<b>Committed to:</b>						
Police Capital Equipment	0	0	0	0	17,271	17,271
<b>Total Committed</b>	0	0	0	0	17,271	17,271
<b>Assigned to:</b>						
Debt Service	0	0	0	0	27,443	27,443
Encumbrances	318,055	0	0	0	0	318,055
Budgetary Variance	592,281	0	0	0	0	592,281
<b>Total Assigned</b>	910,336	0	0	0	27,443	937,779
<b>Unassigned (Deficit)</b>	1,969,471	0	(773,812)	(2,341,239)	(837,518)	(1,983,098)
<b>Total Fund Balance</b>	<u>\$2,897,142</u>	<u>\$1,585,189</u>	<u>(\$773,812)</u>	<u>(\$2,341,239)</u>	<u>\$2,178,204</u>	<u>\$3,545,484</u>

**City of Forest Park, Ohio**  
**Notes to the Basic Financial Statements**  
**For The Year Ended December 31, 2012**

---

**Note 20 – Adoption of Accounting Principles**

---

**Adoption of Accounting Principles**

The City adopted the provisions of Governmental Accounting Standards Board (GASB) Statement No. 62, Codification of Accounting and Financial Reporting Guidance Contained in Pre-November 30, 1989 FASB and AICPA Pronouncements and GASB Statement No. 63, Financial Reporting of Deferred Outflows of Resources, Deferred Inflows of Resources, and Net Position. GASB Statement No. 62 incorporates Financial Accounting Standards Board (FASB) and American Institute of Certified Public Accountants' (AICPA) accounting and financial reporting guidance issued on or before November 30, 1989 into GASB authoritative literature. GASB Statement No. 63 provides financial reporting guidance for deferred outflows and inflows of resources and net position. The adoption of 62 and 63 did not have a material impact on the financial statements.

**Note 21 – Prior Period Adjustment**

---

The City restated the Stormwater Management Utility Fund and the Solid Waste Collection Fund. These funds had previously been classified as governmental funds, but based on prescribed technical definitions meet the classification requirements of enterprise funds. The City also incorrectly classified TIF receivable as delinquent property tax receivable in previous years. The reclassifications had the following effect on fund balance and the statement of net position:

	Cobblewood TIF	Carillon Business Park TIF	Other Governmental Funds
	<u>          </u>	<u>          </u>	<u>          </u>
Fund Balance - December 31, 2011	(\$530,642)	\$0	\$6,024,352
Cobblewood TIF Major Fund Reclassification	530,642	0	(530,642)
Carillon Business Park TIF Major Fund Reclassification	0	576,932	(576,932)
Stormwater Management Utility Fund Reclassification	0	0	(1,560,983)
Solid Waste Collection Fund Reclassification	<u>0</u>	<u>0</u>	<u>(624,820)</u>
Fund Balance - January 1, 2012, Restated	<u>\$0</u>	<u>\$576,932</u>	<u>\$2,730,975</u>
	<u>Governmental Activities</u>	<u>Business-Type Activities</u>	
Net Position - December 31, 2011	\$52,174,295	\$0	
Stormwater Management Utility Fund Reclassification	(1,560,983)	1,560,983	
Solid Waste Collection Fund Reclassification	(624,820)	624,820	
Restatement for Long Term Liabilities Due within one year	3,907	(3,907)	
Restatement for Compensated Absences	26,846	(26,846)	
Restatement for Capital Assets	(629,950)	629,950	
Restatement for Deferred Revenue	(31,815)	31,815	
Restatement to reclassify delinquent taxes to unearned revenue	<u>(3,868,031)</u>	<u>0</u>	
Net Position - January 1, 2012	<u>\$45,489,449</u>	<u>\$2,816,815</u>	

# **REQUIRED SUPPLEMENTARY INFORMATION**

---

City of Forest Park, Ohio  
Schedule of Revenues, Expenditures by Budget Center and Changes in Fund Balance  
Budget and Actual (Non-GAAP Budgetary Basis)  
For the Fiscal Year Ended December 31, 2012

	General Fund			
	Original Budget	Final Budget	Actual	Variance from Final Budget
<b>Revenues:</b>				
Taxes	\$8,891,944	\$8,891,944	\$8,220,582	(\$671,362)
Fines, Licenses & Permits	345,624	345,624	319,529	(26,095)
Intergovernmental	569,867	569,867	526,841	(43,026)
Charges for Services	76,676	76,676	70,887	(5,789)
Investment Earnings	16,091	16,091	14,876	(1,215)
Other Revenues	75,719	75,719	70,002	(5,717)
<b>Total Revenues</b>	<b>9,975,921</b>	<b>9,975,921</b>	<b>9,222,717</b>	<b>(753,204)</b>
<b>Expenditures:</b>				
<b>Current:</b>				
<u>General Government</u>				
City Council:				
Personal Services	141,029	143,391	130,313	13,078
Contractual Services	83,157	84,549	76,838	7,711
Supplies and Materials	1,215	1,236	1,123	113
<b>Total City Council</b>	<b>225,401</b>	<b>229,176</b>	<b>208,274</b>	<b>20,902</b>
Mayor's Court:				
Personal Services	75,840	77,110	70,077	7,033
Contractual Services	64,957	66,045	60,021	6,024
Supplies and Materials	1,452	1,477	1,342	135
<b>Total Mayor's Court</b>	<b>142,249</b>	<b>144,632</b>	<b>131,440</b>	<b>13,192</b>
City Manager:				
Personal Services	409,080	415,931	377,996	37,935
Contractual Services	27,071	27,524	25,014	2,510
Supplies and Materials	1,844	1,875	1,704	171
<b>Total City Manager</b>	<b>437,995</b>	<b>445,330</b>	<b>404,714</b>	<b>40,616</b>
Finance/Tax:				
Personal Services	726,638	738,809	671,425	67,384
Contractual Services	237,262	241,236	219,234	22,002
Supplies and Materials	18,271	18,577	16,883	1,694
<b>Total Finance/Tax</b>	<b>982,171</b>	<b>998,622</b>	<b>907,542</b>	<b>91,080</b>
Human Resources:				
Personal Services	152,402	154,955	140,822	14,133
Contractual Services	20,497	20,841	18,940	1,901
<b>Total Human Resources</b>	<b>172,899</b>	<b>175,796</b>	<b>159,762</b>	<b>16,034</b>

Continued

City of Forest Park, Ohio  
Schedule of Revenues, Expenditures by Budget Center and Changes in Fund Balance  
Budget and Actual (Non-GAAP Budgetary Basis)  
For the Fiscal Year Ended December 31, 2012

	General Fund			
	Original Budget	Final Budget	Actual	Variance from Final Budget
<b>Elections:</b>				
Contractual Services	12,252	12,457	11,321	1,136
Total Elections	12,252	12,457	11,321	1,136
<b>Information Services:</b>				
Personal Services	97,633	99,268	90,214	9,054
Contractual Services	99,782	101,453	92,200	9,253
Supplies and Materials	861	876	796	80
Capital Outlay	2,577	2,620	2,381	239
Total Information Services	200,853	204,217	185,591	18,626
<b>Other:</b>				
Personal Services	69,471	70,634	64,192	6,442
Contractual Services	279,076	283,751	257,871	25,880
Supplies and Materials	3,987	4,054	3,684	370
Total Other	352,534	358,439	325,747	32,692
Total General Government	2,526,354	2,568,669	2,334,391	234,278
<b>Public Safety</b>				
<b>Police Department:</b>				
Personal Services	5,114,829	5,200,498	4,726,183	474,315
Contractual Services	380,503	386,876	351,591	35,285
Supplies and Materials	78,465	79,779	72,503	7,276
Total Police Department	5,573,797	5,667,153	5,150,277	516,876
Total Public Safety	5,573,797	5,667,153	5,150,277	516,876
<b>Leisure Time Activities</b>				
<b>Activity &amp; Senior Centers:</b>				
Contractual Services	69,302	70,463	64,036	6,427
Supplies and Materials	3,388	3,445	3,131	314
Total Activity & Senior Centers	72,690	73,908	67,167	6,741
<b>Recreation:</b>				
Personal Services	46,241	47,015	42,727	4,288
Contractual Services	32,083	32,620	29,645	2,975
Supplies and Materials	4,272	4,343	3,947	396
Total Recreation	82,596	83,978	76,319	7,659

Continued

City of Forest Park, Ohio  
Schedule of Revenues, Expenditures by Budget Center and Changes in Fund Balance  
Budget and Actual (Non-GAAP Budgetary Basis)  
For the Fiscal Year Ended December 31, 2012

	General Fund			
	Original Budget	Final Budget	Actual	Variance from Final Budget
<b>Park Maintenance:</b>				
Personal Services	85,734	87,170	79,220	7,950
Contractual Services	52,591	53,472	48,595	4,877
Supplies and Materials	7,385	7,509	6,824	685
Total Park Maintenance	<u>145,710</u>	<u>148,151</u>	<u>134,639</u>	<u>13,512</u>
Total Leisure Time Activities	<u>300,996</u>	<u>306,037</u>	<u>278,125</u>	<u>27,912</u>
<b>Community Environment</b>				
<b>Economic Development Department:</b>				
Personal Services	31,565	32,094	29,167	2,927
Contractual Services	12,645	12,857	11,684	1,173
Supplies and Materials	199	202	184	18
Total Economic Development Department	<u>44,409</u>	<u>45,153</u>	<u>41,035</u>	<u>4,118</u>
<b>Community Development Department:</b>				
Personal Services	282,260	286,988	260,813	26,175
Contractual Services	19,839	20,172	18,332	1,840
Supplies and Materials	1,933	1,965	1,786	179
Total Community Development Department	<u>304,032</u>	<u>309,125</u>	<u>280,931</u>	<u>28,194</u>
<b>Beautification:</b>				
Contractual Services	57,385	58,347	53,025	5,322
Supplies and Materials	855	869	790	79
Total Beautification	<u>58,240</u>	<u>59,216</u>	<u>53,815</u>	<u>5,401</u>
<b>Community Services:</b>				
Contractual Services	44,697	45,446	41,301	4,145
Supplies and Materials	2,990	3,040	2,763	277
Total Community Services	<u>47,687</u>	<u>48,486</u>	<u>44,064</u>	<u>4,422</u>
<b>Building Department:</b>				
Personal Services	155,492	158,096	143,677	14,419
Contractual Services	54,489	55,402	50,349	5,053
Supplies and Materials	3,288	3,343	3,038	305
Total Building Department	<u>213,269</u>	<u>216,841</u>	<u>197,064</u>	<u>19,777</u>
Total Community Environment	<u>667,637</u>	<u>678,821</u>	<u>616,909</u>	<u>61,912</u>
<b>Public Works and Streets</b>				
<b>Equipment Maintenance:</b>				
Personal Services	249,689	253,872	230,717	23,155
Contractual Services	16,640	16,919	15,376	1,543
Supplies and Materials	214,300	217,890	198,017	19,873
Total Equipment Maintenance	<u>480,629</u>	<u>488,681</u>	<u>444,110</u>	<u>44,571</u>

Continued

City of Forest Park, Ohio  
Schedule of Revenues, Expenditures by Budget Center and Changes in Fund Balance  
Budget and Actual (Non-GAAP Budgetary Basis)  
For the Fiscal Year Ended December 31, 2012

	General Fund			
	Original Budget	Final Budget	Actual	Variance from Final Budget
<b>Public Works:</b>				
Personal Services	229,149	232,987	211,737	21,250
Contractual Services	87,621	89,088	80,963	8,125
Supplies and Materials	1,351	1,373	1,248	125
<b>Total Public Works</b>	<b>318,121</b>	<b>323,448</b>	<b>293,948</b>	<b>29,500</b>
<b>Engineering:</b>				
Personal Services	50,653	51,501	46,804	4,697
Contractual Services	14,359	14,600	13,268	1,332
<b>Total Engineering</b>	<b>65,012</b>	<b>66,101</b>	<b>60,072</b>	<b>6,029</b>
<b>Street Lighting:</b>				
Contractual Services	112,699	114,587	104,136	10,451
<b>Total Street Lighting</b>	<b>112,699</b>	<b>114,587</b>	<b>104,136</b>	<b>10,451</b>
<b>Municipal Building and Grounds:</b>				
Personal Services	57,355	58,316	52,997	5,319
Contractual Services	177,799	180,777	164,289	16,488
Supplies and Materials	11,446	11,637	10,576	1,061
Capital Outlay	4,020	4,088	3,715	373
<b>Total Municipal Building and Grounds</b>	<b>250,620</b>	<b>254,818</b>	<b>231,577</b>	<b>23,241</b>
<b>Total Public Works and Streets</b>	<b>1,227,081</b>	<b>1,247,635</b>	<b>1,133,843</b>	<b>113,792</b>
<b>Public Health and Welfare</b>				
<b>Health Services:</b>				
Contractual Services	21,738	22,102	20,086	2,016
<b>Total Health Services</b>	<b>21,738</b>	<b>22,102</b>	<b>20,086</b>	<b>2,016</b>
<b>Total Public Health and Welfare</b>	<b>21,738</b>	<b>22,102</b>	<b>20,086</b>	<b>2,016</b>
<b>Total Expenditures</b>	<b>10,317,603</b>	<b>10,490,417</b>	<b>9,533,631</b>	<b>956,786</b>
<b>Excess of Revenues Over (Under) Expenditures</b>	<b>(341,682)</b>	<b>(514,496)</b>	<b>(310,914)</b>	<b>203,582</b>
<b>Other Financing Sources (Uses):</b>				
Transfers In	110,722	110,722	102,362	(8,360)
Transfers (Out)	(670,984)	(682,223)	(620,000)	62,223
<b>Total Other Financing Sources (Uses)</b>	<b>(560,262)</b>	<b>(571,501)</b>	<b>(517,638)</b>	<b>53,863</b>

Continued



City of Forest Park, Ohio  
 Schedule of Revenues, Expenditures by Budget Center and Changes in Fund Balance  
 Budget and Actual (Non-GAAP Budgetary Basis)  
 For the Fiscal Year Ended December 31, 2012

---

	General Fund			
	Original Budget	Final Budget	Actual	Variance from Final Budget
Net Change in Fund Balance	(901,944)	(1,085,997)	(828,552)	257,445
Fund Balance Beginning of Year (includes prior year encumbrances appropriated)	<u>2,933,146</u>	<u>2,933,146</u>	<u>2,933,146</u>	<u>0</u>
Fund Balance End of Year	<u><u>\$2,031,202</u></u>	<u><u>\$1,847,149</u></u>	<u><u>\$2,104,594</u></u>	<u><u>\$257,445</u></u>

See accompanying notes to the required supplementary information.

City of Forest Park, Ohio  
Schedule of Revenues, Expenditures by Budget Center and Changes in Fund Balance  
Budget and Actual (Non-GAAP Budgetary Basis)  
For the Fiscal Year Ended December 31, 2012

	Fire Fund			
	Original Budget	Final Budget	Actual	Variance from Final Budget
Revenues:				
Taxes	\$3,128,577	\$3,128,577	\$2,871,904	(\$256,673)
Fines, Licenses & Permits	3,137	3,137	2,880	(257)
Intergovernmental	324,413	324,413	297,798	(26,615)
Charges for Services	620,114	620,114	569,239	(50,875)
Investment Earnings	12,474	12,474	11,451	(1,023)
Other Revenues	14,689	14,689	13,484	(1,205)
<b>Total Revenues</b>	<b>4,103,404</b>	<b>4,103,404</b>	<b>3,766,756</b>	<b>(336,648)</b>
Expenditures:				
Public Safety:				
Fire Department:				
Personal Services	3,655,104	3,655,104	3,445,907	209,197
Contractual Services	463,807	463,807	437,261	26,546
Supplies and Materials	280,724	280,724	264,657	16,067
<b>Total Public Safety</b>	<b>4,399,635</b>	<b>4,399,635</b>	<b>4,147,825</b>	<b>251,810</b>
<b>Total Expenditures</b>	<b>4,399,635</b>	<b>4,399,635</b>	<b>4,147,825</b>	<b>251,810</b>
Excess of Revenues Over (Under) Expenditures	(296,231)	(296,231)	(381,069)	(84,838)
Other Financing Sources (Uses):				
Transfers (Out)	(342,821)	(342,821)	(323,200)	19,621
<b>Total Other Financing Sources (Uses)</b>	<b>(342,821)</b>	<b>(342,821)</b>	<b>(323,200)</b>	<b>19,621</b>
<b>Net Change in Fund Balance</b>	<b>(639,052)</b>	<b>(639,052)</b>	<b>(704,269)</b>	<b>(65,217)</b>
Fund Balance Beginning of Year (includes prior year encumbrances appropriated)	2,298,086	2,298,086	2,298,086	0
<b>Fund Balance End of Year</b>	<b>\$1,659,034</b>	<b>\$1,659,034</b>	<b>\$1,593,817</b>	<b>(\$65,217)</b>

See accompanying notes to the required supplementary information.

City of Forest Park, Ohio  
Schedule of Revenues, Expenditures by Budget Center and Changes in Fund Balance  
Budget and Actual (Non-GAAP Budgetary Basis)  
For the Fiscal Year Ended December 31, 2012

	Carillon Business Park TIF Fund			
	Original Budget	Final Budget	Actual	Variance from Final Budget
Revenues:				
Investment Earnings	7,858	\$8,625	\$7,363	(\$1,262)
Revenue in Lieu of Taxes	506,209	555,571	474,302	(81,269)
Total Revenues	514,067	564,196	481,665	(82,531)
Expenditures:				
General Government:				
Carillon Business Park:				
Contractual Services	32,320	34,923	26,420	8,503
Capital Outlay	2,517,774	2,720,526	2,058,151	662,375
Debt Service:				
Principal Retirement	330,296	356,894	270,000	86,894
Interest and Fiscal Charges	96,826	104,623	79,150	25,473
Total Expenditures	2,977,216	3,216,966	2,433,721	783,245
Excess of Revenues Over (Under) Expenditures	(2,463,149)	(2,652,770)	(1,952,056)	700,714
Other Financing Sources (Uses):				
Debt Proceeds	1,944,567	2,134,189	1,822,000	(312,189)
Total Other Financing Sources (Uses)	1,944,567	2,134,189	1,822,000	(312,189)
Net Change in Fund Balance	(518,582)	(518,581)	(130,056)	388,525
Fund Balance Beginning of Year (includes prior year encumbrances appropriated)	661,925	661,925	661,925	0
Fund Balance End of Year	\$143,343	\$143,344	\$531,869	\$388,525

See accompanying notes to the required supplementary information.

City of Forest Park, Ohio  
 Schedule of Revenues, Expenditures by Budget Center and Changes in Fund Balance  
 Budget and Actual (Non-GAAP Budgetary Basis)  
 For the Fiscal Year Ended December 31, 2012

	Cincinnati Mills TIF Fund			
	Original Budget	Final Budget	Actual	Variance from Final Budget
Revenues:				
Revenue in Lieu of Taxes	1,000,000	\$2,885,915	\$2,020,471	(\$865,444)
Total Revenues	1,000,000	2,885,915	2,020,471	(865,444)
Expenditures:				
General Government:				
Cincinnati Mills:				
Contractual Services	95,963	276,940	193,890	83,050
Other	904,037	2,608,975	1,826,581	782,394
Total Expenditures	1,000,000	2,885,915	2,020,471	865,444
Net Change in Fund Balance	0	0	0	0
Fund Balance Beginning of Year (includes prior year encumbrances appropriated)	0	0	0	0
Fund Balance End of Year	\$0	\$0	\$0	\$0

See accompanying notes to the required supplementary information.

**City of Forest Park, Ohio**  
**Notes to the Required Supplementary Information**  
**For The Year Ended December 31, 2012**

---

**Note 1 - Budgetary Process**

---

The City's funds are legally required to be budgeted and appropriated. The major documents prepared are the tax budget, the certificate of estimated resources, and the appropriations ordinance, all of which are prepared on the budgetary basis of accounting. The tax budget demonstrates a need for existing or increased tax rates. The certificate of estimated resources establishes a limit on the amount Council may appropriate. The appropriations ordinance is Council's authorization to spend resources and sets annual limits on expenditures plus encumbrances at the level of control selected by Council. The legal level of control has been established by Council at the expenditure legal level of control for each fund (activity within a program within a fund).

The certificate of estimated resources may be amended during the year if projected increases or decreases in revenue are identified by the City. The amounts reported as the original budgeted amounts on the budgetary statements reflect the amounts on the certificate of estimated resources when the original appropriations were adopted. The amounts reported as the final budgeted amounts on the budgetary statements reflect the amounts on the final amended certificate of estimated resources issued during the year.

The appropriation ordinance is subject to amendment throughout the year with the restriction that appropriations cannot exceed estimated resources. The amounts reported as the original budgeted amounts reflect the first appropriation ordinance for that fund that covered the entire year, including amounts automatically carried forward from prior years. The amounts reported as the final budgeted amounts represent the final appropriation amounts passed by the Council during the year.

While the City is reporting financial position, results of operations and changes in fund balance on the basis of generally accepted accounting principles (GAAP), the budgetary basis as provided by law is based upon accounting for certain transactions on a basis of cash receipts, disbursements and encumbrances. The Schedule of Revenues, Expenditures and Changes in Fund Balances - Budget and Actual (Non-GAAP Basis) is presented on the budgetary basis to provide a meaningful comparison of actual results with the budget. The major differences between the budget basis and GAAP basis are as follows:

1. Revenues are recorded when received in cash (budget) as opposed to when susceptible to accrual (GAAP).
2. Expenditures are recorded when paid in cash (budget) as opposed to when the liability is incurred (GAAP).
3. Encumbrances are treated as expenditures (budget) rather than as an assignment of fund balance (GAAP).
4. Unreported cash represents amounts received but not included as revenue on the budget basis operating statements. These amounts are included as revenue on the GAAP basis operating statements.
5. Some funds are reported as part of the General Fund (GAAP basis) as opposed to the General Fund being reported alone (budget basis).

**City of Forest Park, Ohio**  
**Notes to the Required Supplementary Information**  
**For The Year Ended December 31, 2012**

---

The following table summarizes the adjustments necessary to reconcile the GAAP basis statements to the budgetary basis statements for the General Fund, the Carillon Business Park TIF Fund and Fire Fund.

**Net Change in Fund Balance**

---

	General	Carillon Business Park TIF	Fire
GAAP Basis	(\$658,270)	(\$1,350,744)	(\$564,148)
Revenue Accruals	113,984	(2,753)	(23,152)
Expenditure Accruals	92,761	170,899	703
Issuance of Debt	0	1,822,000	0
Transfers In	1,900	0	0
Encumbrances	(378,927)	(769,458)	(117,672)
Budget Basis	(\$828,552)	(\$130,056)	(\$704,269)

**Encumbrances**

Encumbrances for purchase orders, contracts and other commitments are recorded in the governmental funds to reserve that portion of the applicable appropriation. Encumbrances outstanding at year-end are reported as an assignment of the fund balances since they do not constitute expenditures or liabilities.

# COMBINING STATEMENTS AND INDIVIDUAL FUND SCHEDULES



## **MAJOR GOVERNMENTAL FUNDS**

**Economic Development** - This fund has been used to account for the acquisition, construction and debt service for the Kemper Meadow Business Center. It may also be used for the purchase, rehabilitation, and resale of properties. The Balance Sheet and Statement of Revenues, Expenditures and Changes in Fund Balance are included in the Basic Financial Statements. The Schedule of Revenues, Expenditures and Changes in Fund Balance Budget and Actual (Non-GAAP Budgetary Basis) follows this page.



City of Forest Park, Ohio  
Schedule of Revenues, Expenditures by Budget Center and Changes in Fund Balance  
Budget and Actual (Non-GAAP Budgetary Basis)  
For the Fiscal Year Ended December 31, 2012

	Economic Development Fund		
	Final Budget	Actual	Variance from Final Budget
Revenues:			
Intergovernmental	\$22,301	\$17,831	(\$4,470)
Special Assessments	15,544	12,429	(3,115)
Investment Earnings	768	614	(154)
<b>Total Revenues</b>	<b>38,613</b>	<b>30,874</b>	<b>(7,739)</b>
Expenditures:			
Public Works and Streets:			
Municipal Building and Grounds:			
Contractual Services	571	498	73
Capital Outlay	423,723	369,737	53,986
<b>Total Municipal Building and Grounds</b>	<b>424,294</b>	<b>370,235</b>	<b>54,059</b>
Debt Service:			
Principal Retirement	2,830,649	2,470,000	360,649
Interest and Fiscal Charges	28,861	25,184	3,677
<b>Total Expenditures</b>	<b>3,283,804</b>	<b>2,865,419</b>	<b>418,385</b>
Excess of Revenues Over (Under) Expenditures	(3,245,191)	(2,834,545)	410,646
Other Financing Sources (Uses):			
Debt Proceeds	2,932,804	2,345,000	(587,804)
Transfers In	400,212	320,000	(80,212)
<b>Total Other Financing Sources (Uses)</b>	<b>3,333,016</b>	<b>2,665,000</b>	<b>(668,016)</b>
<b>Net Change in Fund Balance</b>	<b>87,825</b>	<b>(169,545)</b>	<b>(257,370)</b>
Fund Balance Beginning of Year (includes prior year encumbrances appropriated)	71,513	71,513	0
<b>Fund Balance End of Year</b>	<b>\$159,338</b>	<b>(\$98,032)</b>	<b>(\$257,370)</b>

**THIS PAGE INTENTIONALLY LEFT BLANK**



## **NONMAJOR GOVERNMENTAL FUNDS**

### **Special Revenue Funds**

Special Revenue funds are used to account for and report the proceeds of specific revenue sources that are restricted or committed to expenditures for specified purposes other than debt service or capital projects. The term *proceeds of specific revenue sources* establishes that one or more specific restricted or committed revenues should be the foundation for a special revenue fund.

### **Debt Service Funds**

The debt service fund is used to account for and report financial resources that are restricted, committed, or assigned to expenditure for principal and interest. Debt service funds should be used to report resources if legally mandated (i.e. debt payable from property taxes). Financial resources that are being accumulated for principal and interest maturing in future years also should be reported in debt service funds.

### **Capital Projects Funds**

The Capital Projects Funds are used to account for and report financial resources that are restricted, committed, or assigned to expenditure for capital outlays, including the acquisition or construction of capital facilities and other capital assets. Capital projects funds exclude those types of capital-related outflows financed by proprietary funds or for assets that will be held in trust for individuals, private organizations, or other governments.

City of Forest Park, Ohio  
Combining Balance Sheet  
Nonmajor Governmental Funds  
December 31, 2012

	Nonmajor Special Revenue Funds	Nonmajor Debt Service Fund	Nonmajor Capital Projects Funds	Total Nonmajor Governmental Funds
<b>Assets:</b>				
Equity in Pooled Cash and Investments	\$1,381,681	\$27,443	\$1,608,037	\$3,017,161
<b>Receivables:</b>				
Interest	2,903	0	3,699	6,602
Intergovernmental	648,191	0	0	648,191
Prepaid Items	1,667	0	0	1,667
<b>Total Assets</b>	<b>2,034,442</b>	<b>27,443</b>	<b>1,611,736</b>	<b>3,673,621</b>
<b>Liabilities and Fund Balances:</b>				
<b>Liabilities:</b>				
Accounts Payable	15,063	0	0	15,063
Accrued Wages and Benefits	27,923	0	0	27,923
Compensated Absences	3,493	0	0	3,493
Accrued Interest Payable	2,510	0	0	2,510
Interfund Payable	78,593	0	0	78,593
Deferred Revenue	506,966	0	2,082	509,048
Contracts Payable	1,285	0	7,502	8,787
Bond Anticipation Notes Payable	850,000	0	0	850,000
<b>Total Liabilities</b>	<b>1,485,833</b>	<b>0</b>	<b>9,584</b>	<b>1,495,417</b>
<b>Fund Balances:</b>				
Nonspendable	1,667	0	0	1,667
Restricted	1,384,460	0	1,584,881	2,969,341
Committed	0	0	17,271	17,271
Assigned	0	27,443	0	27,443
Unassigned	(837,518)	0	0	(837,518)
<b>Total Fund Balances</b>	<b>548,609</b>	<b>27,443</b>	<b>1,602,152</b>	<b>2,178,204</b>
<b>Total Liabilities and Fund Balances</b>	<b>\$2,034,442</b>	<b>\$27,443</b>	<b>\$1,611,736</b>	<b>\$3,673,621</b>

City of Forest Park, Ohio  
Combining Statement of Revenues, Expenditures  
and Changes in Fund Balance  
Nonmajor Governmental Funds  
For the Fiscal Year Ended December 31, 2012

	Nonmajor Special Revenue Funds	Nonmajor Debt Service Fund	Nonmajor Capital Projects Funds	Total Nonmajor Governmental Funds
<b>Revenues:</b>				
Fines, Licenses & Permits	\$32,860	\$0	\$0	\$32,860
Investment Earnings	18,841	0	14,303	33,144
Intergovernmental	1,706,320	0	0	1,706,320
Revenue in Lieu of Taxes	219,136	0	0	219,136
Other Revenues	9,560	0	35,000	44,560
<b>Total Revenues</b>	<b>1,986,717</b>	<b>0</b>	<b>49,303</b>	<b>2,036,020</b>
<b>Expenditures:</b>				
<b>Current:</b>				
General Government	27,891	0	0	27,891
Public Safety	32,891	0	0	32,891
Public Works and Streets	1,088,486	0	0	1,088,486
Capital Outlay	1,288,698	0	644,297	1,932,995
<b>Debt Service:</b>				
Principal Retirement	0	75,000	49,132	124,132
Interest and Fiscal Charges	25,916	9,688	2,497	38,101
<b>Total Expenditures</b>	<b>2,463,882</b>	<b>84,688</b>	<b>695,926</b>	<b>3,244,496</b>
<b>Excess of Revenues Over (Under) Expenditures</b>	<b>(477,165)</b>	<b>(84,688)</b>	<b>(646,623)</b>	<b>(1,208,476)</b>
<b>Other Financing Sources (Uses):</b>				
Issuance of Capital Leases	0	0	98,967	98,967
Transfers In	60,000	75,702	579,200	714,902
Transfers (Out)	(158,164)	0	0	(158,164)
<b>Total Other Financing Sources (Uses)</b>	<b>(98,164)</b>	<b>75,702</b>	<b>678,167</b>	<b>655,705</b>
<b>Net Change in Fund Balance</b>	<b>(575,329)</b>	<b>(8,986)</b>	<b>31,544</b>	<b>(552,771)</b>
<b>Fund Balance - Beginning of Year, Restated</b>	<b>1,123,938</b>	<b>36,429</b>	<b>1,570,608</b>	<b>2,730,975</b>
<b>Fund Balance - End of Year</b>	<b>\$548,609</b>	<b>\$27,443</b>	<b>\$1,602,152</b>	<b>\$2,178,204</b>

## **NONMAJOR SPECIAL REVENUE FUNDS**

### **Fund Descriptions**

**Street Fund** - This fund is used to account for 92.5% of the City's share of state gasoline tax revenue and motor vehicle license fees. State law requires that such monies be spent on street construction and maintenance.

**State Highway Fund** - This fund is used to account for the remaining 7.5% of the City's share of state gasoline tax revenue and motor vehicle license fees. State law requires that such monies be spent on maintenance and improvement of state highways within the City.

**Law Enforcement Trust Fund** - This fund contains monies derived from the sale of property/automobiles seized by the police in relation to drug investigations.

**Law Enforcement Grant Fund** - This fund was used to account for various grants that have been received for law enforcement purposes.

**DARE Fund** - This fund reflects the activities of the DARE program along with costs associated with the west-side substation.

**Urban Renewal Fund** - This fund is used to account for the proceeds of the bonds issued for the Urban Renewal District with related revenue and expenditures.

**Health Care Reserve Fund** - This fund is established to self-fund a portion of the employee health care costs.

**Home Improvement Fund** - This fund is established to help eligible Forest Park residents with the home improvement expenditures. The City will be reimbursed by the Hamilton County for advances to residents for such home improvements.

**Cobblewood TIF Fund** - This fund is used to account for the proceeds of bonds issued for the Tax Increment Financing District with related revenues and expenditures.

**Fire Department Trust Fund** – This fund accounts for informal donations received that are used to enhance the department. (No legal trust has been established for this fund.)

**Court Automation Fund** – To account for the costs relating to Mayor’s Court computer network and the related technology infrastructure. This fund is established in 2007 pursuant to Ohio Revised Code 1907.261.

**Peace Officer Training Fund** – To account for monies required in Ohio Revised Code 109.802(F) for reimbursement of mandatory continuing and professional education as mandated by the Ohio Attorney General’s Office.

**Promenade TIF Fund** – This fund is used to account for the proceeds of bonds issued for the Tax Increment Financing District with related revenues and expenditures.

**FEMA Fund** – To account for receipt and disbursement of federal funds received pursuant to State Auditor Bulletin 98-013 that addresses how to account for federal emergency management funds.

**ARRA Fund** – To account for receipt and disbursement of federal funds received pursuant the American Recovery and Reinvestment Act (ARRA) for the City.

City of Forest Park, Ohio  
Combining Balance Sheet  
Nonmajor Special Revenue Funds  
December 31, 2012

	Street	State Highway	Law Enforcement Trust	Law Enforcement Grant	DARE
<b>Assets:</b>					
Equity in Pooled Cash and Investments	\$863,659	\$156,272	\$35,636	\$25,489	\$26,376
<b>Receivables:</b>					
Interest	1,968	357	0	0	0
Intergovernmental	421,817	34,200	0	0	0
Prepaid Items	1,667	0	0	0	0
<b>Total Assets</b>	<b>1,289,111</b>	<b>190,829</b>	<b>35,636</b>	<b>25,489</b>	<b>26,376</b>
<b>Liabilities and Fund Balances:</b>					
<b>Liabilities:</b>					
Accounts Payable	11,456	2,607	0	0	0
Accrued Wages and Benefits	27,630	293	0	0	0
Compensated Absences	3,493	0	0	0	0
Accrued Interest Payable	0	0	0	0	0
Interfund Payable	0	0	0	0	0
Deferred Revenue	290,779	23,687	0	0	0
Contracts Payable	0	0	0	0	0
Bond Anticipation Notes Payable	0	0	0	0	0
<b>Total Liabilities</b>	<b>333,358</b>	<b>26,587</b>	<b>0</b>	<b>0</b>	<b>0</b>
<b>Fund Balances:</b>					
Nonspendable	1,667	0	0	0	0
Restricted	954,086	164,242	35,636	25,489	26,376
Unassigned	0	0	0	0	0
<b>Total Fund Balances</b>	<b>955,753</b>	<b>164,242</b>	<b>35,636</b>	<b>25,489</b>	<b>26,376</b>
<b>Total Liabilities and Fund Balances</b>	<b>\$1,289,111</b>	<b>\$190,829</b>	<b>\$35,636</b>	<b>\$25,489</b>	<b>\$26,376</b>



Urban Renewal	Health Care Reserve	Home Improvement	Cobblewood TIF	Fire Department Trust	Court Automation	Peace Officer Training
\$0	\$94,687	\$7,198	\$9,992	\$54,980	\$22,609	\$0
0	218	16	23	126	0	0
0	0	0	181,076	0	0	0
0	0	0	0	0	0	0
0	94,905	7,214	191,091	55,106	22,609	0
0	0	1,000	0	0	0	0
0	0	0	0	0	0	0
0	0	0	0	0	0	0
0	0	0	2,093	0	0	0
0	0	0	0	0	0	0
0	123	9	181,089	71	0	0
0	0	0	1,285	0	0	0
0	0	0	750,000	0	0	0
0	123	1,009	934,467	71	0	0
0	0	0	0	0	0	0
0	94,782	6,205	0	55,035	22,609	0
0	0	0	(743,376)	0	0	0
0	94,782	6,205	(743,376)	55,035	22,609	0
\$0	\$94,905	\$7,214	\$191,091	\$55,106	\$22,609	\$0

City of Forest Park, Ohio  
Combining Balance Sheet  
Nonmajor Special Revenue Funds  
December 31, 2012

	Promenade TIF	FEMA	ARRA	Total Nonmajor Special Revenue Funds
<b>Assets:</b>				
Equity in Pooled Cash and Investments	\$84,783	\$0	\$0	\$1,381,681
<b>Receivables:</b>				
Interest	195	0	0	2,903
Intergovernmental	11,098	0	0	648,191
Prepaid Items	0	0	0	1,667
<b>Total Assets</b>	<b>96,076</b>	<b>0</b>	<b>0</b>	<b>2,034,442</b>
<b>Liabilities and Fund Balances:</b>				
<b>Liabilities:</b>				
Accounts Payable	0	0	0	15,063
Accrued Wages and Benefits	0	0	0	27,923
Compensated Absences	0	0	0	3,493
Accrued Interest Payable	417	0	0	2,510
Interfund Payable	0	78,593	0	78,593
Deferred Revenue	11,208	0	0	506,966
Contracts Payable	0	0	0	1,285
Bond Anticipation Notes Payable	100,000	0	0	850,000
<b>Total Liabilities</b>	<b>111,625</b>	<b>78,593</b>	<b>0</b>	<b>1,485,833</b>
<b>Fund Balances:</b>				
Nonspendable	0	0	0	1,667
Restricted	0	0	0	1,384,460
Unassigned	(15,549)	(78,593)	0	(837,518)
<b>Total Fund Balances</b>	<b>(15,549)</b>	<b>(78,593)</b>	<b>0</b>	<b>548,609</b>
<b>Total Liabilities and Fund Balances</b>	<b>\$96,076</b>	<b>\$0</b>	<b>\$0</b>	<b>\$2,034,442</b>

**THIS PAGE INTENTIONALLY LEFT BLANK**



City of Forest Park, Ohio  
Combining Statement of Revenues, Expenditures  
and Changes in Fund Balance  
Nonmajor Special Revenue Funds  
For the Fiscal Year Ended December 31, 2012

	Street	State Highway	Law Enforcement Trust	Law Enforcement Grant	DARE
Revenues:					
Fines, Licenses & Permits	\$0	\$0	\$19,695	\$0	\$0
Investment Earnings	8,516	1,020	0	0	0
Intergovernmental	902,520	85,339	0	0	0
Revenue in Lieu of Taxes	0	0	0	0	0
Other Revenues	500	0	1,088	4,605	0
<b>Total Revenues</b>	<b>911,536</b>	<b>86,359</b>	<b>20,783</b>	<b>4,605</b>	<b>0</b>
Expenditures:					
Current:					
General Government	0	0	0	0	0
Public Safety	0	0	13,096	3,712	4,529
Public Works and Streets	1,029,201	59,285	0	0	0
Capital Outlay	21,970	0	3,330	0	0
Debt Service:					
Interest and Fiscal Charges	0	0	0	0	0
<b>Total Expenditures</b>	<b>1,051,171</b>	<b>59,285</b>	<b>16,426</b>	<b>3,712</b>	<b>4,529</b>
Excess of Revenues Over (Under) Expenditures	(139,635)	27,074	4,357	893	(4,529)
Other Financing Sources (Uses):					
Transfers In	0	0	0	0	0
Transfers (Out)	(17,000)	0	0	0	0
<b>Total Other Financing Sources (Uses)</b>	<b>(17,000)</b>	<b>0</b>	<b>0</b>	<b>0</b>	<b>0</b>
<b>Net Change in Fund Balance</b>	<b>(156,635)</b>	<b>27,074</b>	<b>4,357</b>	<b>893</b>	<b>(4,529)</b>
Fund Balance - Beginning of Year, Restated	1,112,388	137,168	31,279	24,596	30,905
<b>Fund Balance - End of Year</b>	<b>\$955,753</b>	<b>\$164,242</b>	<b>\$35,636</b>	<b>\$25,489</b>	<b>\$26,376</b>

Urban Renewal	Health Care Reserve	Home Improvement	Cobblewood TIF	Fire Department Trust	Court Automation	Peace Officer Training
\$0	\$0	\$0	\$0	\$0	\$13,165	\$0
0	904	48	6,938	576	0	0
0	0	18,461	700,000	0	0	0
0	0	0	166,770	0	0	0
90	0	70	0	3,050	0	0
90	904	18,579	873,708	3,626	13,165	0
0	5,100	20,447	1,664	0	0	0
0	0	0	0	0	11,554	0
0	0	0	0	0	0	0
0	0	0	1,119,279	0	0	0
0	0	0	25,499	0	0	0
0	5,100	20,447	1,146,442	0	11,554	0
90	(4,196)	(1,868)	(272,734)	3,626	1,611	0
0	0	0	60,000	0	0	0
(40,702)	0	0	0	0	0	(1,235)
(40,702)	0	0	60,000	0	0	(1,235)
(40,612)	(4,196)	(1,868)	(212,734)	3,626	1,611	(1,235)
40,612	98,978	8,073	(530,642)	51,409	20,998	1,235
\$0	\$94,782	\$6,205	(\$743,376)	\$55,035	\$22,609	\$0

City of Forest Park, Ohio  
Combining Statement of Revenues, Expenditures  
and Changes in Fund Balance  
Nonmajor Special Revenue Funds  
For the Fiscal Year Ended December 31, 2012

	Promenade TIF	FEMA	ARRA	Total Nonmajor Special Revenue Funds
<b>Revenues:</b>				
Fines, Licenses & Permits	\$0	\$0	\$0	\$32,860
Investment Earnings	839	0	0	18,841
Intergovernmental	0	0	0	1,706,320
Revenue in Lieu of Taxes	52,366	0	0	219,136
Other Revenues	155	2	0	9,560
<b>Total Revenues</b>	<b>53,360</b>	<b>2</b>	<b>0</b>	<b>1,986,717</b>
<b>Expenditures:</b>				
<b>Current:</b>				
General Government	667	0	13	27,891
Public Safety	0	0	0	32,891
Public Works and Streets	0	0	0	1,088,486
Capital Outlay	144,119	0	0	1,288,698
<b>Debt Service:</b>				
Interest and Fiscal Charges	417	0	0	25,916
<b>Total Expenditures</b>	<b>145,203</b>	<b>0</b>	<b>13</b>	<b>2,463,882</b>
<b>Excess of Revenues Over (Under) Expenditures</b>	<b>(91,843)</b>	<b>2</b>	<b>(13)</b>	<b>(477,165)</b>
<b>Other Financing Sources (Uses):</b>				
Transfers In	0	0	0	60,000
Transfers (Out)	0	(99,227)	0	(158,164)
<b>Total Other Financing Sources (Uses)</b>	<b>0</b>	<b>(99,227)</b>	<b>0</b>	<b>(98,164)</b>
<b>Net Change in Fund Balance</b>	<b>(91,843)</b>	<b>(99,225)</b>	<b>(13)</b>	<b>(575,329)</b>
<b>Fund Balance - Beginning of Year, Restated</b>	<b>76,294</b>	<b>20,632</b>	<b>13</b>	<b>1,123,938</b>
<b>Fund Balance - End of Year</b>	<b>(\$15,549)</b>	<b>(\$78,593)</b>	<b>\$0</b>	<b>\$548,609</b>

**THIS PAGE INTENTIONALLY LEFT BLANK**



City of Forest Park, Ohio  
Schedule of Revenues, Expenditures by Budget Center and Changes in Fund Balance  
Budget and Actual (Non-GAAP Budgetary Basis)  
For the Fiscal Year Ended December 31, 2012

	Street Fund		
	Final Budget	Actual	Variance from Final Budget
Revenues:			
Intergovernmental	\$857,747	\$901,766	\$44,019
Investment Earnings	5,118	5,381	263
Other Revenues	476	500	24
Total Revenues	<u>863,341</u>	<u>907,647</u>	<u>44,306</u>
Expenditures:			
Public Works and Streets:			
Streets:			
Personal Services	719,145	608,159	110,986
Contractual Services	404,650	342,200	62,450
Supplies and Materials	221,944	187,691	34,253
Capital Outlay	25,979	21,970	4,009
Total Expenditures	<u>1,371,718</u>	<u>1,160,020</u>	<u>211,698</u>
Excess of Revenues Over (Under) Expenditures	<u>(508,377)</u>	<u>(252,373)</u>	<u>256,004</u>
Other Financing Sources (Uses):			
Transfers (Out)	<u>(20,102)</u>	<u>(17,000)</u>	<u>3,102</u>
Total Other Financing Sources (Uses)	<u>(20,102)</u>	<u>(17,000)</u>	<u>3,102</u>
Net Change in Fund Balance	(528,479)	(269,373)	259,106
Fund Balance Beginning of Year (includes prior year encumbrances appropriated)	<u>1,042,002</u>	<u>1,042,002</u>	<u>0</u>
Fund Balance End of Year	<u>\$513,523</u>	<u>\$772,629</u>	<u>\$259,106</u>



City of Forest Park, Ohio  
 Schedule of Revenues, Expenditures by Budget Center and Changes in Fund Balance  
 Budget and Actual (Non-GAAP Budgetary Basis)  
 For the Fiscal Year Ended December 31, 2012

	State Highway Fund		
	Final Budget	Actual	Variance from Final Budget
Revenues:			
Intergovernmental	\$71,772	\$83,278	\$11,506
Investment Earnings	496	576	80
Total Revenues	<u>72,268</u>	<u>83,854</u>	<u>11,586</u>
Expenditures:			
Public Works and Streets:			
State Highway:			
Personal Services	15,902	11,948	3,954
Contractual Services	46,194	34,708	11,486
Supplies and Materials	23,559	17,701	5,858
Total Expenditures	<u>85,655</u>	<u>64,357</u>	<u>21,298</u>
Net Change in Fund Balance	(13,387)	19,497	32,884
Fund Balance Beginning of Year (includes prior year encumbrances appropriated)	<u>132,033</u>	<u>132,033</u>	<u>0</u>
Fund Balance End of Year	<u><u>\$118,646</u></u>	<u><u>\$151,530</u></u>	<u><u>\$32,884</u></u>

City of Forest Park, Ohio  
 Schedule of Revenues, Expenditures by Budget Center and Changes in Fund Balance  
 Budget and Actual (Non-GAAP Budgetary Basis)  
 For the Fiscal Year Ended December 31, 2012

	Law Enforcement Trust Fund		
	Final Budget	Actual	Variance from Final Budget
Revenues:			
Fines, Licenses & Permits	\$22,744	\$19,695	(\$3,049)
Other Revenues	1,256	1,088	(168)
Total Revenues	<u>24,000</u>	<u>20,783</u>	<u>(3,217)</u>
Expenditures:			
Public Safety:			
Police Department:			
Contractual Services	12,063	8,570	3,493
Supplies and Materials	6,925	4,920	2,005
Capital Outlay	8,150	5,790	2,360
Total Expenditures	<u>27,138</u>	<u>19,280</u>	<u>7,858</u>
Net Change in Fund Balance	(3,138)	1,503	4,641
Fund Balance Beginning of Year (includes prior year encumbrances appropriated)	<u>33,739</u>	<u>33,739</u>	<u>0</u>
Fund Balance End of Year	<u><u>\$30,601</u></u>	<u><u>\$35,242</u></u>	<u><u>\$4,641</u></u>

City of Forest Park, Ohio  
 Schedule of Revenues, Expenditures by Budget Center and Changes in Fund Balance  
 Budget and Actual (Non-GAAP Budgetary Basis)  
 For the Fiscal Year Ended December 31, 2012

	Law Enforcement Grant Fund		
	Final Budget	Actual	Variance from Final Budget
Revenues:			
Other Revenues	\$6,000	\$4,605	(\$1,395)
Total Revenues	6,000	4,605	(1,395)
Expenditures:			
Public Safety:			
Police Department:			
Contractual Services	10,000	3,712	6,288
Total Expenditures	10,000	3,712	6,288
Net Change in Fund Balance	(4,000)	893	4,893
Fund Balance Beginning of Year (includes prior year encumbrances appropriated)	24,597	24,597	0
Fund Balance End of Year	\$20,597	\$25,490	\$4,893

City of Forest Park, Ohio  
 Schedule of Revenues, Expenditures by Budget Center and Changes in Fund Balance  
 Budget and Actual (Non-GAAP Budgetary Basis)  
 For the Fiscal Year Ended December 31, 2012

	DARE Fund		
	Final Budget	Actual	Variance from Final Budget
Revenues:			
Other Revenues	\$1,200	\$0	(\$1,200)
Total Revenues	1,200	0	(1,200)
Expenditures:			
Public Safety:			
Police Department:			
Contractual Services	2,181	1,291	890
Supplies and Materials	5,469	3,237	2,232
Total Expenditures	7,650	4,528	3,122
Net Change in Fund Balance	(6,450)	(4,528)	1,922
Fund Balance Beginning of Year (includes prior year encumbrances appropriated)	30,906	30,906	0
Fund Balance End of Year	\$24,456	\$26,378	\$1,922

City of Forest Park, Ohio  
 Schedule of Revenues, Expenditures by Budget Center and Changes in Fund Balance  
 Budget and Actual (Non-GAAP Budgetary Basis)  
 For the Fiscal Year Ended December 31, 2012

	Urban Renewal Fund		
	Final Budget	Actual	Variance from Final Budget
Revenues:			
Investment Earnings	\$40,702	\$0	(\$40,702)
Total Revenues	40,702	0	(40,702)
Expenditures:			
Public Works and Streets:			
Urban Renewal:			
Contractual Services	0	0	0
Total Expenditures	0	0	0
Excess of Revenues Over (Under) Expenditures	40,702	0	(40,702)
Other Financing Sources (Uses):			
Transfers (Out)	(40,702)	(40,702)	0
Total Other Financing Sources (Uses)	(40,702)	(40,702)	0
Net Change in Fund Balance	0	(40,702)	(40,702)
Fund Balance Beginning of Year (includes prior year encumbrances appropriated)	40,702	40,702	0
Fund Balance End of Year	\$40,702	\$0	(\$40,702)

City of Forest Park, Ohio  
 Schedule of Revenues, Expenditures by Budget Center and Changes in Fund Balance  
 Budget and Actual (Non-GAAP Budgetary Basis)  
 For the Fiscal Year Ended December 31, 2012

	Health Care Reserve Fund		
	Final Budget	Actual	Variance from Final Budget
Revenues:			
Investment Earnings	\$978	\$593	(\$385)
Total Revenues	978	593	(385)
Expenditures:			
General Government:			
Contractual Services	8,500	5,100	3,400
Total Expenditures	8,500	5,100	3,400
Net Change in Fund Balance	(7,522)	(4,507)	3,015
Fund Balance Beginning of Year (includes prior year encumbrances appropriated)	99,193	99,193	0
Fund Balance End of Year	\$91,671	\$94,686	\$3,015

City of Forest Park, Ohio  
 Schedule of Revenues, Expenditures by Budget Center and Changes in Fund Balance  
 Budget and Actual (Non-GAAP Budgetary Basis)  
 For the Fiscal Year Ended December 31, 2012

	Home Improvement Fund		
	Final Budget	Actual	Variance from Final Budget
Revenues:			
Intergovernmental	\$14,970	\$18,461	\$3,491
Investment Earnings	19	23	4
Other Revenues	57	70	13
Total Revenues	15,046	18,554	3,508
Expenditures:			
General Government:			
Contractual Services	20,000	19,444	556
Total Expenditures	20,000	19,444	556
Net Change in Fund Balance	(4,954)	(890)	4,064
Fund Balance Beginning of Year (includes prior year encumbrances appropriated)	8,088	8,088	0
Fund Balance End of Year	\$3,134	\$7,198	\$4,064

City of Forest Park, Ohio  
Schedule of Revenues, Expenditures by Budget Center and Changes in Fund Balance  
Budget and Actual (Non-GAAP Budgetary Basis)  
For the Fiscal Year Ended December 31, 2012

	Cobblewood TIF Fund		
	Final Budget	Actual	Variance from Final Budget
Revenues:			
Intergovernmental	\$1,143,730	\$700,000	(\$443,730)
Investment Earnings	7,227	4,423	(2,804)
Revenue in Lieu of Taxes	272,486	166,770	(105,716)
<b>Total Revenues</b>	<b>1,423,443</b>	<b>871,193</b>	<b>(552,250)</b>
Expenditures:			
General Government:			
Cobblewood:			
Contractual Services	16,889	16,664	225
Capital Outlay	1,910,672	1,885,265	25,407
Debt Service:			
Principal Retirement	1,687,439	1,665,000	22,439
Interest and Fiscal Charges	34,191	33,736	455
<b>Total Expenditures</b>	<b>3,649,191</b>	<b>3,600,665</b>	<b>48,526</b>
Excess of Revenues Over (Under) Expenditures	(2,225,748)	(2,729,472)	(503,724)
Other Financing Sources (Uses):			
Debt Proceeds	1,225,425	750,000	(475,425)
Transfers In	98,034	60,000	(38,034)
<b>Total Other Financing Sources (Uses)</b>	<b>1,323,459</b>	<b>810,000</b>	<b>(513,459)</b>
<b>Net Change in Fund Balance</b>	<b>(902,289)</b>	<b>(1,919,472)</b>	<b>(1,017,183)</b>
Fund Balance Beginning of Year (includes prior year encumbrances appropriated)	1,147,192	1,147,192	0
<b>Fund Balance End of Year</b>	<b>\$244,903</b>	<b>(\$772,280)</b>	<b>(\$1,017,183)</b>



City of Forest Park, Ohio  
 Schedule of Revenues, Expenditures by Budget Center and Changes in Fund Balance  
 Budget and Actual (Non-GAAP Budgetary Basis)  
 For the Fiscal Year Ended December 31, 2012

	Fire Department Trust Fund		
	Final Budget	Actual	Variance from Final Budget
Revenues:			
Investment Earnings	\$213	\$409	\$196
Other Revenues	1,587	3,050	1,463
Total Revenues	1,800	3,459	1,659
Expenditures:			
Public Safety:			
Fire Department:			
Contractual Services	1,000	0	1,000
Total Expenditures	1,000	0	1,000
Net Change in Fund Balance	800	3,459	2,659
Fund Balance Beginning of Year (includes prior year encumbrances appropriated)	51,521	51,521	0
Fund Balance End of Year	\$52,321	\$54,980	\$2,659

City of Forest Park, Ohio  
 Schedule of Revenues, Expenditures by Budget Center and Changes in Fund Balance  
 Budget and Actual (Non-GAAP Budgetary Basis)  
 For the Fiscal Year Ended December 31, 2012

	Court Automation Fund		
	Final Budget	Actual	Variance from Final Budget
Revenues:			
Fines, Licenses & Permits	\$10,000	\$13,165	\$3,165
Total Revenues	10,000	13,165	3,165
Expenditures:			
Public Safety:			
Court Automation:			
Contractual Services	11,849	10,186	1,663
Supplies and Materials	1,591	1,368	223
Total Expenditures	13,440	11,554	1,886
Net Change in Fund Balance	(3,440)	1,611	5,051
Fund Balance Beginning of Year (includes prior year encumbrances appropriated)	20,998	20,998	0
Fund Balance End of Year	\$17,558	\$22,609	\$5,051

City of Forest Park, Ohio  
 Schedule of Revenues, Expenditures by Budget Center and Changes in Fund Balance  
 Budget and Actual (Non-GAAP Budgetary Basis)  
 For the Fiscal Year Ended December 31, 2012

	Peace Officer Training Fund		
	Final Budget	Actual	Variance from Final Budget
Revenues:			
Other Revenues	\$0	\$0	\$0
Total Revenues	0	0	0
Expenditures:			
Public Safety:			
Peace Officer Training:			
Contractual Services	0	0	0
Total Expenditures	0	0	0
Excess of Revenues Over (Under) Expenditures	0	0	0
Other financing sources (uses):			
Transfers (Out)	(1,235)	(1,235)	0
Total Other Financing Sources (Uses)	(1,235)	(1,235)	0
Net Change in Fund Balance	(1,235)	(1,235)	0
Fund Balance Beginning of Year (includes prior year encumbrances appropriated)	1,235	1,235	0
Fund Balance End of Year	\$0	\$0	\$0

City of Forest Park, Ohio  
Schedule of Revenues, Expenditures by Budget Center and Changes in Fund Balance  
Budget and Actual (Non-GAAP Budgetary Basis)  
For the Fiscal Year Ended December 31, 2012

	Promenade TIF Fund		
	Final Budget	Actual	Variance from Final Budget
Revenues:			
Investment Earnings	\$597	\$587	(\$10)
Revenue in Lieu of Taxes	53,247	52,366	(881)
Other Revenues	158	155	(3)
Total Revenues	<u>54,002</u>	<u>53,108</u>	<u>(894)</u>
Expenditures:			
General Government:			
Promenade TIF:			
Contractual Services	15,667	15,667	0
Capital Outlay	145,001	145,000	1
Total Expenditures	<u>160,668</u>	<u>160,667</u>	<u>1</u>
Excess of Revenues Over (Under) Expenditures	<u>(106,666)</u>	<u>(107,559)</u>	<u>(893)</u>
Other financing sources (uses):			
Debt Proceeds	101,682	100,000	(1,682)
Total Other Financing Sources (Uses)	<u>101,682</u>	<u>100,000</u>	<u>(1,682)</u>
Net Change in Fund Balance	(4,984)	(7,559)	(2,575)
Fund Balance Beginning of Year (includes prior year encumbrances appropriated)	<u>76,461</u>	<u>76,461</u>	<u>0</u>
Fund Balance End of Year	<u>\$71,477</u>	<u>\$68,902</u>	<u>(\$2,575)</u>

City of Forest Park, Ohio  
 Schedule of Revenues, Expenditures by Budget Center and Changes in Fund Balance  
 Budget and Actual (Non-GAAP Budgetary Basis)  
 For the Fiscal Year Ended December 31, 2012

	FEMA Fund		
	Final Budget	Actual	Variance from Final Budget
Revenues:			
Intergovernmental	\$0	\$0	\$0
Total Revenues	0	0	0
Expenditures:			
Public Safety:			
FEMA Reimbursement Fire:			
Other	0	0	0
Total Expenditures	0	0	0
Excess of Revenues Over (Under) Expenditures	0	0	0
Other Financing Sources (Uses):			
Transfers (Out)	(99,227)	(99,227)	0
Total Other Financing Sources (Uses)	(99,227)	(99,227)	0
Net Change in Fund Balance	(99,227)	(99,227)	0
Fund Balance Beginning of Year (includes prior year encumbrances appropriated)	99,227	99,227	0
Fund Balance End of Year	\$0	\$0	\$0

City of Forest Park, Ohio  
 Schedule of Revenues, Expenditures by Budget Center and Changes in Fund Balance  
 Budget and Actual (Non-GAAP Budgetary Basis)  
 For the Fiscal Year Ended December 31, 2012

	ARRA Fund		
	Final Budget	Actual	Variance from Final Budget
Revenues:			
Intergovernmental	\$0	\$0	\$0
Total Revenues	0	0	0
Expenditures:			
General Government:			
AARA:			
Other	13	13	0
Total Expenditures	13	13	0
Net Change in Fund Balance	(13)	(13)	0
Fund Balance Beginning of Year (includes prior year encumbrances appropriated)	13	13	0
Fund Balance End of Year	\$0	\$0	\$0

## **NONMAJOR DEBT SERVICE FUND**

### **Fund Description**

**Debt Service Fund** - To account for the accumulation of resources and payment of general obligation bonds and principal and interest on bond anticipation notes of General Fund. The Balance Sheet and Statement of Revenues, Expenditures and Changes in Fund Balance for the Debt Service Fund has been included in the Nonmajor Governmental Funds Combining Balance Sheet and Combining Statement of Revenues, Expenditures and Changes in Fund Balance. The Schedule of Revenues, Expenditures by Budget Center and Changes in Fund Balance Budget and Actual (Non-GAAP Budgetary Basis) follow this page.

City of Forest Park, Ohio  
 Schedule of Revenues, Expenditures by Budget Center and Changes in Fund Balance  
 Budget and Actual (Non-GAAP Budgetary Basis)  
 For the Fiscal Year Ended December 31, 2012

	Debt Service Fund		
	Final Budget	Actual	Variance from Final Budget
Revenues:			
Taxes	\$0	\$0	\$0
Total Revenues	0	0	0
Expenditures:			
Debt Service:			
Principal Retirement	75,179	75,000	179
Interest and Fiscal Charges	9,711	9,688	23
Total Expenditures	84,890	84,688	202
Excess of Revenues Over (Under) Expenditures	(84,890)	(84,688)	202
Other Financing Sources (Uses):			
Transfers In	75,000	75,702	702
Total Other Financing Sources (Uses)	75,000	75,702	702
Net Change in Fund Balance	(9,890)	(8,986)	904
Fund Balance Beginning of Year (includes prior year encumbrances appropriated)	36,429	36,429	0
Fund Balance End of Year	<u>\$26,539</u>	<u>\$27,443</u>	<u>\$904</u>



## **NONMAJOR CAPITAL PROJECTS FUNDS**

### **Fund Descriptions**

**Capital Improvement Fund** - This was established pursuant to Section 12.07 of the City Charter. It is to provide for public improvements and/or equipment needed for the use of the Municipality. Such improvements or equipment shall have a minimum useful life expectancy of three years.

**Fire Capital Fund** – To account for monies for planned capital improvements to the City’s fire department.

**Police Capital Equipment Fund** – To account for monies for capital equipment to the City’s police department.

City of Forest Park, Ohio  
Combining Balance Sheet  
Nonmajor Capital Projects Funds  
December 31, 2012

	Capital Improvement	Fire Capital	Police Capital Equipment	Total Nonmajor Capital Projects Funds
Assets:				
Equity in Pooled Cash and Investments	\$440,305	\$1,150,478	\$17,254	\$1,608,037
Receivables:				
Interest	1,013	2,647	39	3,699
<b>Total Assets</b>	<b>441,318</b>	<b>1,153,125</b>	<b>17,293</b>	<b>1,611,736</b>
Liabilities and Fund Balances:				
Liabilities:				
Deferred Revenue	570	1,490	22	2,082
Contracts Payable	7,502	0	0	7,502
<b>Total Liabilities</b>	<b>8,072</b>	<b>1,490</b>	<b>22</b>	<b>9,584</b>
Fund Balances:				
Restricted	433,246	1,151,635	0	1,584,881
Committed	0	0	17,271	17,271
<b>Total Fund Balances</b>	<b>433,246</b>	<b>1,151,635</b>	<b>17,271</b>	<b>1,602,152</b>
<b>Total Liabilities and Fund Balances</b>	<b>\$441,318</b>	<b>\$1,153,125</b>	<b>\$17,293</b>	<b>\$1,611,736</b>

City of Forest Park, Ohio  
Combining Statement of Revenues, Expenditures  
and Changes in Fund Balance  
Nonmajor Capital Projects Funds  
For the Fiscal Year Ended December 31, 2012

	Capital Improvement	Fire Capital	Police Capital Equipment	Total Nonmajor Capital Projects Funds
Revenues:				
Investment Earnings	\$4,625	\$9,661	\$17	\$14,303
Other Revenues	35,000	0	0	35,000
<b>Total Revenues</b>	<b>39,625</b>	<b>9,661</b>	<b>17</b>	<b>49,303</b>
Expenditures:				
Current:				
Capital Outlay	365,156	171,131	108,010	644,297
Debt Service:				
Principal Retirement	0	0	49,132	49,132
Interest and Fiscal Charges	0	0	2,497	2,497
<b>Total Expenditures</b>	<b>365,156</b>	<b>171,131</b>	<b>159,639</b>	<b>695,926</b>
Excess of Revenues Over (Under) Expenditures	(325,531)	(161,470)	(159,622)	(646,623)
Other Financing Sources (Uses):				
Issuance of Capital Leases	0	0	98,967	98,967
Transfers In	201,000	323,200	55,000	579,200
<b>Total Other Financing Sources (Uses)</b>	<b>201,000</b>	<b>323,200</b>	<b>153,967</b>	<b>678,167</b>
Net Change in Fund Balance	(124,531)	161,730	(5,655)	31,544
Fund Balance - Beginning of Year	557,777	989,905	22,926	1,570,608
Fund Balance - End of Year	\$433,246	\$1,151,635	\$17,271	\$1,602,152

City of Forest Park, Ohio  
 Schedule of Revenues, Expenditures by Budget Center and Changes in Fund Balance  
 Budget and Actual (Non-GAAP Budgetary Basis)  
 For the Fiscal Year Ended December 31, 2012

	Capital Improvement Fund		
	Final Budget	Actual	Variance from Final Budget
Revenues:			
Investment Earnings	\$2,537	\$2,956	\$419
Other Revenues	30,041	35,000	4,959
Total Revenues	32,578	37,956	5,378
Expenditures:			
Public Works and Streets:			
Municipal Building and Grounds:			
Capital Outlay	482,441	441,429	41,012
Total Expenditures	482,441	441,429	41,012
Excess of Revenues Over (Under) Expenditures	(449,863)	(403,473)	46,390
Other Financing Sources (Uses):			
Transfers In	172,522	201,000	28,478
Total Other Financing Sources (Uses)	172,522	201,000	28,478
Net Change in Fund Balance	(277,341)	(202,473)	74,868
Fund Balance Beginning of Year (includes prior year encumbrances appropriated)	561,265	561,265	0
Fund Balance End of Year	\$283,924	\$358,792	\$74,868

City of Forest Park, Ohio  
 Schedule of Revenues, Expenditures by Budget Center and Changes in Fund Balance  
 Budget and Actual (Non-GAAP Budgetary Basis)  
 For the Fiscal Year Ended December 31, 2012

	Fire Capital Fund		
	Final Budget	Actual	Variance from Final Budget
Revenues:			
Investment Earnings	\$6,361	\$6,333	(\$28)
Total Revenues	6,361	6,333	(28)
Expenditures:			
Public Works and Streets:			
Municipal Building and Grounds:			
Capital Outlay	334,849	201,051	133,798
Total Expenditures	334,849	201,051	133,798
Excess of Revenues Over (Under) Expenditures	(328,488)	(194,718)	133,770
Other Financing Sources (Uses):			
Transfers In	324,639	323,200	(1,439)
Total Other Financing Sources (Uses)	324,639	323,200	(1,439)
Net Change in Fund Balance	(3,849)	128,482	132,331
Fund Balance Beginning of Year (includes prior year encumbrances appropriated)	994,138	994,138	0
Fund Balance End of Year	\$990,289	\$1,122,620	\$132,331

City of Forest Park, Ohio  
 Schedule of Revenues, Expenditures by Budget Center and Changes in Fund Balance  
 Budget and Actual (Non-GAAP Budgetary Basis)  
 For the Fiscal Year Ended December 31, 2012

	Police Capital Equipment Fund		
	Final Budget	Actual	Variance from Final Budget
Revenues:			
Special Assessments	\$0	\$0	\$0
Total Revenues	0	0	0
Expenditures:			
Public Safety:			
Police Capital Equipment:			
Capital Outlay	85,627	74,062	11,565
Debt Service:			
Principal Retirement	56,854	49,175	7,679
Interest and Fiscal Charges	2,837	2,454	383
Total Expenditures	145,318	125,691	19,627
Excess of Revenues Over (Under) Expenditures	(145,318)	(125,691)	19,627
Other Financing Sources (Uses):			
Issuance of Capital Leases	84,702	76,000	(8,702)
Transfers In	61,298	55,000	(6,298)
Total Other Financing Sources (Uses)	146,000	131,000	(15,000)
Net Change in Fund Balance	682	5,309	4,627
Fund Balance Beginning of Year (includes prior year encumbrances appropriated)	11,945	11,945	0
Fund Balance End of Year	\$12,627	\$17,254	\$4,627

## **NONMAJOR FUNDS**

***Fiduciary Funds:*** Fiduciary fund types are used to account for assets held by the City in a trustee capacity or as an agent for individuals, private organizations, other governmental units and/or other funds.

### **Fund Descriptions**

**Agency Fund - Community Programming Board** - This fund is used to account for the activities of the Community Programming Board (CPB), a cable television operation funded in portion by cable franchise fees. The City of Forest Park performs accounting services for CPB, and the employees of CPB are considered employees of the City for purposes of employee benefits.

**Agency Fund - Mayor's Court** - This fund accounts for dollars collected by the Court which must be sent to the state or returned to the individual who has posted a bond.

**Agency Fund - Refundable Fees** - This fund contains deposits for special hearings, performance bonds, recreation deposits, and 7-year returnable fees.

City of Forest Park, Ohio  
Statement of Changes In Assets and Liabilities  
Agency Funds  
For the Fiscal Year Ended December 31, 2012

	Community Programming Board			Ending Balance
	Beginning Balance	Additions	Deductions	
<b>Assets:</b>				
Equity in Pooled Cash and Investments	\$885,291	\$427,397	\$417,465	\$895,223
<b>Receivables:</b>				
Accounts	50,316	46,160	50,316	46,160
Interest	2,920	2,087	2,920	2,087
Prepaid Items	0	2,053	0	2,053
<b>Total Assets</b>	<b>938,527</b>	<b>477,697</b>	<b>470,701</b>	<b>945,523</b>
<b>Liabilities:</b>				
Accounts Payable	3,704	1,942	3,704	1,942
Due to Others	934,823	475,755	466,997	943,581
<b>Total Liabilities</b>	<b>\$938,527</b>	<b>\$477,697</b>	<b>\$470,701</b>	<b>\$945,523</b>

	Mayor's Court			Ending Balance
	Beginning Balance	Additions	Deductions	
<b>Assets:</b>				
Equity in Pooled Cash and Investments	\$2,653	\$271,751	\$256,519	\$17,885
<b>Total Assets</b>	<b>2,653</b>	<b>271,751</b>	<b>256,519</b>	<b>17,885</b>
<b>Liabilities:</b>				
Due to Others	2,653	271,751	256,519	17,885
<b>Total Liabilities</b>	<b>\$2,653</b>	<b>\$271,751</b>	<b>\$256,519</b>	<b>\$17,885</b>

	Refundable Fees			Ending Balance
	Beginning Balance	Additions	Deductions	
<b>Assets:</b>				
Equity in Pooled Cash and Investments	\$147,981	\$45,616	\$26,109	\$167,488
<b>Total Assets</b>	<b>147,981</b>	<b>45,616</b>	<b>26,109</b>	<b>167,488</b>
<b>Liabilities:</b>				
Accounts Payable	300	0	300	0
Due to Others	147,681	45,616	25,809	167,488
<b>Total Liabilities</b>	<b>\$147,981</b>	<b>\$45,616</b>	<b>\$26,109</b>	<b>\$167,488</b>



City of Forest Park, Ohio  
Statement of Changes In Assets and Liabilities  
Agency Funds  
For the Fiscal Year Ended December 31, 2012

	Total All Agency Funds			Ending Balance
	Beginning Balance	Additions	Deductions	
Assets:				
Equity in Pooled Cash and Investments	\$1,035,925	\$744,764	\$700,093	\$1,080,596
Receivables:				
Accounts	50,316	46,160	50,316	46,160
Interest	2,920	2,087	2,920	2,087
Prepaid Items	0	2,053	0	2,053
<b>Total Assets</b>	<b>1,089,161</b>	<b>795,064</b>	<b>753,329</b>	<b>1,130,896</b>
Liabilities:				
Accounts Payable	4,004	1,942	4,004	1,942
Due to Others	1,085,157	793,122	749,325	1,128,954
<b>Total Liabilities</b>	<b>\$1,089,161</b>	<b>\$795,064</b>	<b>\$753,329</b>	<b>\$1,130,896</b>

**THIS PAGE INTENTIONALLY LEFT BLANK**



# STATISTICAL SECTION



## STATISTICAL SECTION

This part of the City's comprehensive annual financial report presents detailed information as a context for understanding what the information in the financial statements, note disclosures, and required supplementary information says about the City's overall financial health.

### **Contents**

**Financial Trends** - These schedules contain trend information to help the reader understand how the City's financial position has changed over time.

**Revenue Capacity** - These schedules contain information to help the reader understand and assess the City's most significant local revenue source, the income tax.

**Debt Capacity** - These schedules present information to help the reader assess the affordability of the City's current levels of outstanding debt and the City's ability to issue additional debt in the future.

**Economic and Demographic Information** - These schedules offer economic and demographic indicators to help the reader understand the environment within which the City's financial activities take place and to provide information that facilitates comparisons of financial information over time and among governments.

**Operating Information** - These schedules contain service and infrastructure data to help the reader understand how the information in the City's financial report relates to the services the City provides and the activities it performs.

**Sources** - Unless otherwise noted, the information in these schedules is derived from the comprehensive annual financial reports for the relevant year.

**THIS PAGE INTENTIONALLY LEFT BLANK**



City of Forest Park, Ohio  
 Net Position by Component  
 Last Ten Calendar Years  
 (accrual basis of accounting)  
 Schedule 1

	Calendar Year									
	2003	2004	2005	2006	2007	2008	2009	2010	2011	2012
<b>Governmental Activities</b>										
Net Investment in Capital Assets	\$8,426,483	\$12,190,880	\$31,877,075	\$33,271,931	\$32,982,943	\$32,361,148	\$32,956,283	\$33,845,751	\$34,461,845	\$34,321,408
Restricted	6,533,869	4,814,255	4,882,097	6,705,865	6,865,890	7,036,457	7,713,277	7,274,756	8,085,661	5,827,124
Unrestricted	7,627,835	8,062,887	6,934,347	4,290,227	4,420,173	5,143,649	6,316,631	9,728,159	9,626,789	4,844,393
Total governmental activities net position	\$22,588,187	\$25,068,022	\$43,693,519	\$44,268,023	\$44,269,006	\$44,541,254	\$46,986,191	\$50,848,666	\$52,174,295	\$44,992,925
<b>Business-type activities</b>										
Net Investment in Capital Assets	\$0	\$0	\$0	\$0	\$0	\$0	\$0	\$0	\$0	\$964,646
Unrestricted	0	0	0	0	0	0	0	0	0	1,957,773
Total business-type activities net position	\$0	\$0	\$0	\$0	\$0	\$0	\$0	\$0	\$0	\$2,922,419
<b>Total Primary Government</b>										
Net Investment in Capital Assets	\$8,426,483	\$12,190,880	\$31,877,075	\$33,271,931	\$32,982,943	\$32,361,148	\$32,956,283	\$33,845,751	\$34,461,845	\$35,286,054
Restricted	6,533,869	4,814,255	4,882,097	6,705,865	6,865,890	7,036,457	7,713,277	7,274,756	8,085,661	5,827,124
Unrestricted	7,627,835	8,062,887	6,934,347	4,290,227	4,420,173	5,143,649	6,316,631	9,728,159	9,626,789	6,802,166
Total primary government net position	\$22,588,187	\$25,068,022	\$43,693,519	\$44,268,023	\$44,269,006	\$44,541,254	\$46,986,191	\$50,848,666	\$52,174,295	\$47,915,344

City of Forest Park, Ohio  
Changes in Net Position  
Last Ten Calendar Years  
(accrual basis of accounting)  
Schedule 2

	Calendar Year									
	2003	2004	2005	2006	2007	2008	2009	2010	2011	2012
<b>Expenses</b>										
<b>Governmental Activities:</b>										
General Government	\$1,778,376	\$1,728,474	\$1,951,871	\$3,114,377	\$3,812,586	\$3,763,638	\$2,492,086	\$2,230,295	\$3,317,496	\$4,224,797
Public Safety	7,106,841	7,428,605	7,860,645	7,894,413	8,732,520	9,501,493	9,845,919	9,339,809	9,280,271	9,589,192
Leisure Time Activities	499,290	419,440	448,758	450,221	447,047	401,165	364,935	284,917	288,403	298,739
Community Environment	800,752	746,169	958,658	1,017,798	783,419	934,999	1,558,730	1,440,824	1,988,253	618,073
Public Works and Streets	2,822,551	3,074,083	3,413,529	3,509,479	3,344,237	3,551,056	3,403,610	2,969,346	2,928,457	3,150,459
Public Health and Welfare	19,804	20,792	21,455	21,710	21,436	21,775	22,189	21,000	20,710	20,764
Interest and Fiscal Charges	302,479	238,571	210,269	183,667	264,033	260,595	246,659	153,413	167,374	135,853
<b>Total Governmental Activities Expenses</b>	<b>13,330,093</b>	<b>13,656,134</b>	<b>14,865,185</b>	<b>16,191,665</b>	<b>17,405,278</b>	<b>18,434,721</b>	<b>17,934,128</b>	<b>16,439,604</b>	<b>17,990,964</b>	<b>18,037,877</b>
<b>Business-type activities:</b>										
Stormwater Management Utility	0	0	0	0	0	0	0	0	0	406,412
Solid Waste Collection	0	0	0	0	0	0	0	0	0	1,151,728
<b>Total business-type activities expenses</b>	<b>0</b>	<b>0</b>	<b>0</b>	<b>0</b>	<b>0</b>	<b>0</b>	<b>0</b>	<b>0</b>	<b>0</b>	<b>1,558,140</b>
<b>Total Primary Government Expenses</b>	<b>\$13,330,093</b>	<b>\$13,656,134</b>	<b>\$14,865,185</b>	<b>\$16,191,665</b>	<b>\$17,405,278</b>	<b>\$18,434,721</b>	<b>\$17,934,128</b>	<b>\$16,439,604</b>	<b>\$17,990,964</b>	<b>\$19,596,017</b>
<b>Program Revenues</b>										
<b>Governmental Activities:</b>										
Charges for Services:										
General Government	\$649,370	\$1,113,014	\$903,755	\$1,435,995	\$1,605,383	\$1,215,002	\$945,837	\$42,098	\$20,015	\$27,520
Public Safety	800,470	950,528	865,363	478,019	662,495	917,014	938,610	851,041	946,811	1,332,542
Leisure Time Activities	80,329	54,049	55,242	88,724	80,296	65,815	54,687	50,262	52,287	46,152
Community Environment	5,240	21,254	36,589	4,725	14,828	196,765	1,076,853	1,133,758	1,160,491	30,140
Public Works and Streets	705,027	605,673	662,585	664,822	627,085	743,369	763,221	587,334	589,088	0
Operating Grants and Contributions	656,276	1,097,626	995,197	1,088,440	1,274,379	866,168	1,114,073	1,095,390	1,140,458	1,924,647
Capital Grants and Contributions	810,647	1,208,874	0	0	87,475	4,837	31,886	261,618	323,381	17,831
<b>Total Governmental Activities Program Revenues</b>	<b>3,707,359</b>	<b>5,051,018</b>	<b>3,518,731</b>	<b>3,760,725</b>	<b>4,351,941</b>	<b>4,008,970</b>	<b>4,925,167</b>	<b>4,021,501</b>	<b>4,232,531</b>	<b>3,378,832</b>
<b>Business-type activities:</b>										
Charges for Services:										
Stormwater Management Utility	0	0	0	0	0	0	0	0	0	582,742
Solid Waste Collection	0	0	0	0	0	0	0	0	0	1,089,231
<b>Total business-type activities program revenues</b>	<b>0</b>	<b>0</b>	<b>0</b>	<b>0</b>	<b>0</b>	<b>0</b>	<b>0</b>	<b>0</b>	<b>0</b>	<b>1,671,973</b>
<b>Total Primary Government Program Revenues</b>	<b>\$3,707,359</b>	<b>\$5,051,018</b>	<b>\$3,518,731</b>	<b>\$3,760,725</b>	<b>\$4,351,941</b>	<b>\$4,008,970</b>	<b>\$4,925,167</b>	<b>\$4,021,501</b>	<b>\$4,232,531</b>	<b>\$5,050,805</b>

City of Forest Park, Ohio  
Changes in Net Position  
Last Ten Calendar Years  
(accrual basis of accounting)  
Schedule 2 (Continued)

	Calendar Year									
	2003	2004	2005	2006	2007	2008	2009	2010	2011	2012
Net (Expense)/Revenue										
Governmental Activities	(\$9,622,734)	(\$8,605,116)	(\$11,346,454)	(\$12,430,940)	(\$13,053,337)	(\$14,425,751)	(\$13,008,961)	(\$12,418,103)	(\$13,758,433)	(\$14,659,045)
Business-type activities	0	0	0	0	0	0	0	0	0	113,833
Total Primary Government Net Expenses	(\$9,622,734)	(\$8,605,116)	(\$11,346,454)	(\$12,430,940)	(\$13,053,337)	(\$14,425,751)	(\$13,008,961)	(\$12,418,103)	(\$13,758,433)	(\$14,545,212)
General Revenues and Other Changes in Net Position										
Governmental Activities:										
Income Taxes	\$6,102,615	\$6,466,736	\$6,315,991	\$6,140,728	\$6,812,643	\$8,687,911	\$7,979,650	\$7,457,932	\$7,327,007	\$7,097,791
Property Taxes Levied for:										
General Purposes	1,154,232	815,912	964,325	1,167,285	1,749,729	1,192,128	2,329,505	3,146,751	1,570,985	922,743
Special Revenue Purposes	3,393,839	2,326,373	2,818,716	3,517,988	3,252,373	3,194,508	3,939,702	3,832,419	3,599,310	2,762,645
Grants and Entitlements not Restricted	961,721	1,294,547	835,181	1,141,460	465,147	1,070,491	667,401	610,454	646,364	393,179
Revenue in Lieu of Taxes	0	0	0	0	0	0	295,385	873,044	1,698,293	2,713,909
Unrestricted Contributions	0	0	0	3,291	11,290	5,640	1,500	0	0	0
Investment Earnings	155,617	120,619	317,085	445,449	579,294	397,606	118,714	101,759	103,841	66,491
Other Revenues	492,466	60,764	6,648	95,496	183,844	149,715	122,041	258,219	138,262	171,763
Gain on sale of Capital Assets	167,022	0	0	0	0	0	0	0	0	0
Transfers-Internal Activities	0	0	0	0	0	0	0	0	0	34,000
Total Governmental Activities	12,427,512	11,084,951	11,257,946	12,511,697	13,054,320	14,697,999	15,453,898	16,280,578	15,084,062	14,162,521
Business-type activities:										
Investment earnings	0	0	0	0	0	0	0	0	0	15,197
Other Revenues	0	0	0	0	0	0	0	0	0	10,574
Transfers-Internal Activities	0	0	0	0	0	0	0	0	0	(34,000)
Total business-type activities	0	0	0	0	0	0	0	0	0	(8,229)
Total Primary Government	\$12,427,512	\$11,084,951	\$11,257,946	\$12,511,697	\$13,054,320	\$14,697,999	\$15,453,898	\$16,280,578	\$15,084,062	\$14,154,292
Change in Net Position	\$2,804,778	\$2,479,835	(\$88,508)	\$80,757	\$983	\$272,248	\$2,444,937	\$3,862,475	\$1,325,629	(\$390,920)
Total Primary Government	\$2,804,778	\$2,479,835	(\$88,508)	\$80,757	\$983	\$272,248	\$2,444,937	\$3,862,475	\$1,325,629	(\$390,920)

Source: City Records



**THIS PAGE INTENTIONALLY LEFT BLANK**



City of Forest Park, Ohio  
Fund Balances, Governmental Funds  
Last Ten Calendar Years  
(modified accrual basis of accounting)  
Schedule 3

	Calendar Year									
	2003	2004	2005	2006	2007	2008	2009	2010	2011 (1)	2012
<b>General Fund</b>										
Reserved	\$1,387,884	\$610,876	\$755,355	\$678,423	\$616,430	\$1,107,907	\$336,405	\$293,908	\$0	\$0
Unreserved	5,476,355	5,518,054	4,028,910	2,128,330	2,417,916	2,524,653	2,661,119	3,238,013	0	0
Nonspendable										17,335
Assigned									281,868	910,336
Unassigned									3,273,544	1,969,471
<b>Total General Fund</b>	<b>6,864,239</b>	<b>6,128,930</b>	<b>4,784,265</b>	<b>2,806,753</b>	<b>3,034,346</b>	<b>3,632,560</b>	<b>2,997,524</b>	<b>3,531,921</b>	<b>3,555,412</b>	<b>2,897,142</b>
<b>All Other Governmental Funds</b>										
Reserved	839,061	498,365	322,973	946,853	254,090	985,661	804,601	414,153	0	0
Unreserved, Reported in:										
Special Revenue Funds	5,219,028	3,744,753	4,290,934	4,488,416	5,760,338	5,606,132	6,293,062	6,030,380	0	0
Debt Service Funds	0	0	48,399	41,485	41,485	41,485	41,485	36,429	0	0
Capital Project Funds	214,047	571,137	542,764	442,934	(1,552,294)	(2,013,167)	(1,808,681)	(1,158,253)	0	0
Nonspendable									0	7,545
Restricted									8,114,334	4,548,652
Committed									22,926	17,271
Assigned									36,429	27,443
Unassigned									(2,942,247)	(3,952,569)
<b>Total Other Governmental Funds</b>	<b>\$6,272,136</b>	<b>\$4,814,255</b>	<b>\$5,205,070</b>	<b>\$5,919,688</b>	<b>\$4,503,619</b>	<b>\$4,620,111</b>	<b>\$5,330,467</b>	<b>\$5,322,709</b>	<b>\$5,231,442</b>	<b>\$648,342</b>

Source: City Records

(1) - Prior year amounts have not been restated for the implementation of GASB Statement 54. The change in the classification of fund balance amounts in 2011 are discussed in the Notes to the Financial Statements.

City of Forest Park, Ohio  
Changes in Fund Balances, Governmental Funds  
Last Ten Calendar Years  
(modified accrual basis of accounting)  
Schedule 4

	Calendar Year									
	2003	2004	2005	2006	2007	2008	2009	2010	2011	2012
<b>Revenues</b>										
Taxes	\$11,703,160	\$10,787,886	\$11,496,327	\$10,723,536	\$11,875,527	\$13,217,698	\$12,523,690	\$12,720,437	\$12,047,788	\$10,917,002
Fines, Licenses & Permits	357,896	437,914	365,470	706,081	362,956	616,544	522,833	294,174	300,735	361,810
Charges for Services	981,194	1,046,504	914,949	729,319	1,100,458	1,317,772	2,349,142	2,373,965	2,378,281	635,297
Investment Earnings	154,272	118,278	313,972	447,921	579,294	397,606	83,693	79,315	122,925	87,229
Intergovernmental	1,648,577	1,742,815	1,050,972	1,850,951	1,854,614	1,710,971	1,702,565	1,906,126	1,842,871	2,564,750
Special Assessments	418,593	523,155	559,021	1,152,123	1,515,233	1,177,910	913,508	10,659	32,139	12,429
Revenue in Lieu of Taxes	0	0	0	0	0	0	295,385	873,044	1,698,293	2,713,909
Other Revenues	317,657	493,897	278,974	213,639	211,032	174,373	137,011	271,738	148,760	178,163
<b>Total Revenues</b>	<b>15,581,349</b>	<b>15,150,449</b>	<b>14,979,685</b>	<b>15,823,570</b>	<b>17,499,114</b>	<b>18,612,874</b>	<b>18,527,827</b>	<b>18,529,458</b>	<b>18,571,792</b>	<b>17,470,589</b>
<b>Expenditures</b>										
Current:										
General Government	1,717,723	1,703,358	1,958,104	3,255,565	3,764,431	3,600,285	2,424,673	2,173,481	3,249,970	4,179,260
Public Safety	6,391,827	6,987,134	7,456,565	7,599,298	8,622,400	8,943,639	9,481,406	9,154,256	9,004,751	9,227,480
Leisure Time Activities	440,998	381,856	419,185	413,617	408,299	374,455	303,812	250,389	255,943	267,494
Community Environment	765,532	740,860	948,940	1,010,176	777,763	928,147	1,551,877	1,434,271	1,752,505	615,218
Public Works and Streets	2,704,639	2,468,037	2,802,352	2,638,561	2,426,832	2,494,290	2,474,754	2,438,720	2,299,370	2,148,274
Public Health and Welfare	19,804	20,792	21,455	21,710	21,436	21,775	22,189	21,000	20,710	20,764
Capital Outlay	3,327,027	3,686,401	1,103,193	1,296,413	2,011,290	882,847	1,557,362	1,978,225	2,127,439	3,727,802
Debt Service:										
Principal Retirement	1,128,534	1,114,463	1,020,420	736,405	405,565	408,365	389,626	397,813	233,187	324,132
Interest and Fiscal Charges	278,945	241,938	205,012	197,473	261,850	261,660	246,808	154,664	167,541	148,699
Bond Issuance Cost	0	0	0	0	0	0	0	0	36,147	0
<b>Total Expenditures</b>	<b>\$16,775,029</b>	<b>\$17,344,839</b>	<b>\$15,935,226</b>	<b>\$17,169,218</b>	<b>\$18,699,866</b>	<b>\$17,915,463</b>	<b>\$18,452,507</b>	<b>\$18,002,819</b>	<b>\$19,147,563</b>	<b>\$20,659,123</b>

City of Forest Park, Ohio  
 Changes in Fund Balances, Governmental Funds  
 Last Ten Calendar Years  
 (modified accrual basis of accounting)  
 Schedule 4 (Continued)

	Calendar Year									
	2003	2004	2005	2006	2007	2008	2009	2010	2011	2012
Excess of revenues over (under) expenditures	(\$1,193,680)	(\$2,194,390)	(\$955,541)	(\$1,345,648)	(\$1,200,752)	\$697,411	\$75,320	\$526,639	(\$575,771)	(\$3,188,534)
Other Financing Sources (Uses)										
Issuance of Notes and Bonds	\$100,000	\$0	\$0	\$0	\$0	\$0	\$0	\$0	\$0	\$0
Issuance of Capital Leases	0	0	0	0	0	0	0	0	94,605	98,967
Proceeds from Sale of Capital Assets	246,025	1,200	1,691	43,462	12,276	17,295	0	0	168	0
Issuance of Long-Term Capital-Related Debt	0	0	0	39,292	0	0	0	0	375,000	0
Payments for Refunding Bond Escrow Agent	0	0	0	0	0	0	0	0	(1,928,853)	0
Issuance of Refunding Bonds	0	0	0	0	0	0	0	0	1,853,853	0
Premium on Refunding	0	0	0	0	0	0	0	0	113,222	0
Transfers In	452,131	475,775	416,551	1,244,510	1,584,006	846,697	1,779,804	1,471,505	1,018,121	1,135,364
Transfers (Out)	(452,131)	(475,775)	(416,551)	(1,244,510)	(1,584,006)	(846,697)	(1,779,804)	(1,471,505)	(1,018,121)	(1,101,364)
Total Other Financing Sources (Uses)	346,025	1,200	1,691	82,754	12,276	17,295	0	0	507,995	132,967
Net Change in Fund Balances	(\$847,655)	(\$2,193,190)	(\$953,850)	(\$1,262,894)	(\$1,188,476)	\$714,706	\$75,320	\$526,639	(\$67,776)	(\$3,055,567)
Debt service as a percentage of noncapital expenditures (1)	10.5%	9.9%	8.0%	5.9%	4.0%	4.0%	3.7%	3.5%	2.4%	2.8%

Source: City Records

(1) - Noncapital expenditures is total expenditures minus capital outlay

City of Forest Park, Ohio  
 Assessed Value and Estimated Actual Value of Taxable Property  
 Last Ten Calendar Years  
 Schedule 5

Calendar Year	Real Property Assessed Value	Tangible Personal Property (1) Assessed Value	Public Utilities Personal Assessed Value	Total Assessed Value	Total Estimated Actual Value	Total Direct Rate
2003	\$292,037,950	\$32,683,910	\$12,119,770	\$336,841,630	\$962,404,657	11.08
2004	331,058,100	33,371,070	12,859,910	377,289,080	1,077,968,800	11.08
2005	328,784,280	34,948,040	12,724,170	376,456,490	1,075,589,971	11.08
2006	326,643,200	34,485,220	12,811,280	373,939,700	1,068,399,143	11.08
2007	334,918,680	35,853,050	12,725,100	383,496,830	1,095,705,229	11.08
2008	369,307,980	21,755,090	11,714,930	402,778,000	1,150,794,286	11.08
2009	373,565,350	11,647,750	9,014,330	394,227,430	1,126,364,086	11.08
2010	363,079,200	1,277,700	9,781,930	374,138,830	1,068,968,086	11.08
2011	316,949,750	0	11,126,340	328,076,090	937,360,257	11.08
2012	312,398,330	0	11,471,250	323,869,580	925,341,657	11.08

Source: County Auditor

(1) - In 2009, House Bill 66 eliminated all current Tangible Personal Property filings except for the telecommunication companies.

Note: The assessed value of real property (including public utility real property) is 35 percent of estimated true value. Personal property tax is assessed on all tangible personal property used in business in Ohio. The assessed value of public utility personal property ranges from 25 percent of true value for railroad property to 88 percent for electric transmission and distribution property. General business tangible personal property is assessed at 25 percent for everything except inventories, which are assessed at 23 percent. Property is assessed annually.

The tangible personal property values associated with each year are the values that, when multiplied by the applicable rates, generated the property tax revenue to be received in that year. For real property, the amounts generated by multiplying the assessed values by the applicable rates would be reduced by the 10 percent, 2 1/2 percent and homestead exemptions before being billed.

City of Forest Park, Ohio  
 Direct and Overlapping Property Tax Rates  
 Last Ten Calendar Years  
 Schedule 6

Calendar Year	Direct Rate			Total Direct Rate	Overlapping Rates				Hamilton County
	General Fund	Fire/EMS Fund			School District	Joint Vocational	Public Library (1)		
2002	1.38	9.70	11.08	49.64	2.70	0.00	21.87		
2003	1.38	9.70	11.08	49.64	2.70	0.00	21.51		
2004	1.38	9.70	11.08	49.64	2.70	0.00	21.06		
2005	1.38	9.70	11.08	49.64	2.70	0.00	20.81		
2006	1.38	9.70	11.08	49.50	2.70	0.00	20.18		
2007	1.38	9.70	11.08	53.39	2.70	0.00	20.56		
2008	1.38	9.70	11.08	53.56	2.70	0.00	20.63		
2009	1.38	9.70	11.08	53.57	2.70	1.00	20.48		
2010	1.38	9.70	11.08	53.60	2.70	1.00	19.45		
2011	1.38	9.70	11.08	54.22	2.70	1.00	19.03		

Source: County Auditor

Note: Rates may only be raised by obtaining the approval of a majority of the voters at a public election.

City of Forest Park, Ohio  
Principal Property Tax Payers  
Current Year and Seven Years Ago (1)  
Schedule 7

2012		
Taxpayer	Assessed Value	Percentage of Total Assessed Value
Duke Energy Ohio Inc.	\$10,702,590	3.30%
Union Central Life Ins Co.	6,818,820	2.11%
Core Kensington Park Apartments LLC	5,460,000	1.69%
Forest Park Associates LLC	3,734,570	1.15%
AERC Remington Place Holdings LLC	3,689,120	1.14%
Northwest Woods LLC	3,563,690	1.10%
Carmax Auto Superstores	3,276,690	1.01%
ORP Mills Run LLC	2,677,500	0.83%
Forest Park Station LLC	2,538,020	0.78%
Cincinnati Holding Co. LLC	2,494,850	0.77%
	<u>\$44,955,850</u>	<u>13.89%</u>

2005		
Taxpayer	Assessed Value	Percentage of Total Assessed Value
Cincinnati Gas & Electric (2)	\$7,797,710	2.09%
Union Central Life Ins Co	7,063,540	1.89%
Kensington Park Apts LLC	6,055,000	1.62%
Cincinnati Mills LLC	5,731,640	1.53%
Forest Park Associates LLC	4,360,170	1.17%
Aerc Remington Place Inc	3,952,410	1.06%
All State Associates of Huntington	3,559,500	0.95%
Cincinnati Bell Telephone Co	2,975,410	0.80%
Rreef America Reit II Corp	2,870,000	0.77%
Forest Park Station LLC	2,821,500	0.75%
	<u>\$47,186,880</u>	<u>12.64%</u>

Source: County Auditor

(1) - Calendar Year 2005 is the latest information available.

(2) - Cincinnati Gas & Electric is now Duke Energy

City of Forest Park, Ohio  
Property Tax Levies and Collections  
Last Ten Calendar Years  
Schedule 8

---

Calendar Year	Taxes Levied for the Calendar Year (1)	Collected, including Delinquencies, within the Calendar Year of the Levy		Unpaid Collections	Total Collections (3)	
		Net Collections (2)	Percentage of Levy		Amount	Percentage of Levy
2003	\$4,220,658	\$3,967,908	94.01%	\$236,491	\$4,204,399	99.61%
2004	4,228,060	3,995,197	94.49%	222,268	4,217,465	99.75%
2005	4,248,002	3,975,074	93.58%	231,117	4,206,191	99.02%
2006	4,408,302	3,983,157	90.36%	416,687	4,399,844	99.81%
2007	4,353,482	3,982,725	91.48%	347,193	4,329,918	99.46%
2008	4,281,121	3,970,610	92.75%	310,354	4,280,964	100.00%
2009	5,044,675	4,470,431	88.62%	465,590	4,936,021	97.85%
2010	5,056,475	4,483,660	88.67%	527,930	5,011,590	99.11%
2011	5,121,311	4,541,538	88.68%	512,480	5,054,018	98.69%
2012	4,621,959	4,093,950	88.58%	384,216	4,478,166	96.89%

Source: County Auditor

(1) - Includes delinquent levy

(2) - Includes current and delinquent collections minus refunds

(3) - Includes net collections plus unpaid collections



City of Forest Park, Ohio  
Income Tax by Payer Type and Income Tax Rate  
Last Ten Calendar Years  
(cash basis of accounting)  
Schedule 9

Calendar Year	Withholding Accounts	Business Accounts	Residential Accounts	Total	Income Tax Rate	Credit Amount
2003	\$3,717,305	\$470,824	\$1,640,360	\$5,828,489	1.00%	0.50%
2004	3,927,593	674,221	1,790,785	6,392,599	1.00%	0.50%
2005	3,764,344	959,005	1,621,041	6,344,390	1.00%	0.50%
2006	4,098,193	700,090	1,555,095	6,353,378	1.00%	0.50%
2007*	4,607,359	712,999	1,568,218	6,888,576	1.50%	1.50%
2008	6,069,091	1,162,709	1,792,079	9,023,879	1.50%	1.50%
2009	5,556,446	1,023,911	1,697,127	8,277,484	1.50%	1.50%
2010	5,067,590	1,012,422	1,719,750	7,799,762	1.50%	1.50%
2011	5,419,081	842,655	1,636,700	7,898,436	1.50%	1.50%
2012	5,431,447	736,475	1,724,198	7,892,120	1.50%	1.50%

Source: City Records

Note: Refunds are deducted

\* - Tax rate increase was approved by voters in February 2007

City of Forest Park, Ohio  
Principal Income Taxpayers  
Current Year and Nine Years Ago  
(cash basis of accounting)  
Schedule 10

---

	<u>2012</u>
<u>Name</u>	<u>Rank</u>
Ameritas Life Insurance Corporation	1
Jacobs Engineering Group Inc.	2
Winton Woods City Schools	3
City of Forest Park	5
Process Plus Holdins, Inc.	4
Hillman Group Inc.	6
Magna Machine	7
National Bedding Co.	8
Honeywell International Inc.	9
Faxon Machining Inc.	10

	<u>2003</u>
<u>Name</u>	<u>Rank</u>
Union Central Life	1
CINERGY	2
Gator Forest Partners	3
Cobblewood Plaza	4
Home Depot USA Inc.	5
West Kemper Properties	6
Forest Park Apartment Associates	7
Cincinnati Bell Telephone	8
Aerc Remington Place Inc.	9
Troy CMBS Property LLC	10

Source: City Records

Note: Due to legal restrictions and confidentiality requirements, the City cannot disclose the amount of withholdings by taxpayer.

City of Forest Park, Ohio  
Ratios of Outstanding Debt by Type  
Last Ten Calendar Years  
Schedule 11

Calendar Year	Governmental Activities										Per Capita	
	General Obligation Bonds	Public Works		Bond Anticipation Notes	Capital Leases	Total Primary Government	Percentage of Personal Income					
		Issue 2 Loans										
2003	\$6,380,000	\$230,084	\$0	\$0	\$0	\$6,610,084	0.02%				\$181	
2004	5,305,000	190,621	0	0	0	5,495,621	0.02%				143	
2005	4,325,000	150,202	0	0	0	4,475,202	0.01%				112	
2006	3,669,292	108,797	0	0	0	3,778,089	0.01%				91	
2007	3,306,146	66,378	0	0	0	3,372,524	0.01%				79	
2008	2,930,000	34,159	0	0	0	2,964,159	0.01%				68	
2009	2,555,000	19,533	2,500,000	0	0	5,074,533	0.01%				116	
2010	2,165,000	11,720	3,290,000	0	0	5,466,720	0.02%				122	
2011	1,998,504	3,907	4,205,000	69,231	69,231	6,276,642	0.02%				134	
2012	1,784,351	0	5,015,000	119,066	119,066	6,918,417	N/A				N/A	

Source: City Records

N/A - Information not available

Note: Details regarding the city's outstanding debt can be found in the notes to the basic financial statements.

City of Forest Park, Ohio  
Ratios of General Bonded Debt Outstanding  
Last Ten Calendar Years  
Schedule 12

---

Calendar Year	General Bonded Debt Outstanding General Obligation Bonds	Percentage of Estimated Actual Taxable Value of Property	Per Capita
2003	\$6,380,000	0.66%	\$328
2004	5,305,000	0.49%	273
2005	4,325,000	0.40%	222
2006	3,669,292	0.34%	189
2007	3,306,146	0.30%	170
2008	2,930,000	0.25%	151
2009	2,555,000	0.23%	131
2010	2,165,000	0.20%	116
2011	1,998,504	0.21%	107
2012	1,784,351	0.19%	95

Source: City Records

City of Forest Park, Ohio  
 Direct and Overlapping Governmental Activities Debt  
 As of December 31, 2012  
 Schedule 13

Governmental Unit	Net Debt Outstanding	Estimated Percentage Applicable (1)	Amount Applicable to the City of Forest Park
Hamilton County	\$75,970,000	1.80%	\$1,367,460
Northwest Local School District	20,625,000	2.49%	513,563
Butler Technology & Career Center JVS	3,500,000	0.46%	16,100
Great Oaks Career Center JVSD	16,170,000	1.63%	263,571
Subtotal Overlapping Debt	116,265,000		2,160,694
City of Forest Park - Direct Debt	6,918,417	100.00%	6,918,417
Total Direct and Overlapping Debt	\$123,183,417		\$9,079,111

Source: Ohio Municipal Advisory Council

(1) - Percentages were determined by dividing the assessed valuation of the overlapping government located within the boundaries of the City by the total assessed valuation of the government.

City of Forest Park, Ohio  
 Legal Debt Margin Information  
 Last Ten Calendar Years  
 Schedule 14

Legal Debt Margin Calculation for Calendar Year 2012

Assessed Value	\$323,869,580	\$323,869,580
Statutory Legal Debt Limitation (1)	10.5%	5.5%
Total Debt Limitation	34,006,306	17,812,827
Debt Applicable to Limit	5,315,000	5,315,000
Legal Debt Margin	\$28,691,306	\$12,497,827

	Calendar Year									
	2003	2004	2005	2006	2007	2008	2009	2010	2011	2012
Total Debt Limit (1)										
Debt Limit (10.5%)	\$35,368,371	\$39,615,353	\$39,527,931	\$39,263,669	\$40,267,167	\$42,291,690	\$41,393,880	\$39,284,577	\$34,447,989	\$34,006,306
Total Net Debt Applicable to Limit	1,234,000	986,000	679,000	4,440,000	6,563,344	6,176,292	5,055,000	5,455,000	5,105,000	5,315,000
Legal Debt Margin	\$33,949,371	\$38,381,353	\$38,541,931	\$38,584,669	\$35,827,167	\$35,728,346	\$35,217,588	\$34,229,577	\$29,342,989	\$28,691,306

Total Net Debt Applicable to the Limit as a Percentage of Debt Limit	3.5%	2.5%	1.7%	11.3%	16.3%	14.6%	12.2%	13.9%	14.8%	15.6%
--	------	------	------	-------	-------	-------	-------	-------	-------	-------

	Calendar Year									
	2003	2004	2005	2006	2007	2008	2009	2010	2011	2012
Total Unvoted Debt Limit (1)										
Debt Limit (5.5%)	\$18,526,290	\$20,750,899	\$20,705,107	\$20,566,684	\$21,092,326	\$22,152,790	\$21,682,509	\$20,577,636	\$18,044,185	\$17,812,827
Total Net Debt Applicable to Limit	1,234,000	986,000	679,000	4,440,000	6,563,344	6,176,292	5,055,000	5,455,000	5,105,000	5,315,000
Legal Debt Margin	\$17,292,290	\$19,764,899	\$20,026,107	\$16,126,684	\$14,528,982	\$15,976,498	\$16,627,509	\$15,122,636	\$12,939,185	\$12,497,827

Total Net Debt Applicable to the Limit as a Percentage of Debt Limit	6.7%	4.8%	3.3%	21.6%	31.1%	27.9%	23.3%	26.5%	28.3%	29.8%
--	------	------	------	-------	-------	-------	-------	-------	-------	-------

Source: OMAC

N/A - Information not available

(1) - Direct debt limitation based upon Section 133, the Uniform Bond Act of the Ohio Revised Code. Total debt limit should not exceed 10.5% of net assessed property value.  
 Total unvoted debt limit should not exceed 5.5% of net assessed property value.

(2) - General obligation bonds in the enterprise funds, special assessment debt with government commitment and bond anticipation notes have been included.

City of Forest Park, Ohio  
Demographic and Economic Statistics - Hamilton County  
Last Ten Calendar Years  
Schedule 15

Calendar Year	Population (1)	Personal Income (Thousands of Dollars) (2)	Per Capita Personal Income (3)	Unemployment Rate (4)
2003	19,463	30,556,012	36,526	5.40%
2004	19,463	31,972,899	38,417	5.70%
2005	19,463	33,087,346	39,937	5.50%
2006	19,463	35,146,091	41,477	5.00%
2007	19,463	36,488,577	42,730	5.00%
2008	19,463	37,244,363	43,637	5.60%
2009	19,463	35,228,404	43,918	8.90%
2010	18,720	35,888,024	44,751	8.50%
2011	18,720	37,522,065	46,881	7.70%
2012	18,720	N/A	N/A	6.30%

- Sources:
- (1) - Population estimates provided by U.S. Census Bureau (2000 Census for years 2002 - 2009 and 2010 Census for years 2010 - 2011)
  - (2) - Personal Income information provided by Bureau of Economic Analysis: Regional Economic Accounts
  - (3) - Per Capita Personal Income information provided by Bureau of Economic Analysis: Accounts Regional Economic
  - (4) - Ohio Bureau of Employment Services

N/A - Information not available

City of Forest Park, Ohio  
Major Employers (1)  
Current Fiscal Year and Fiscal Period Four Years Ago (2)  
Schedule 16

2012			
Major Employers (3)	Type	Number of Employees	Employer's Percentage of Total Employment
American Financial Group Inc	Ins	(4)	(5)
Cincinnati Children's Hospital	Serv	(4)	(5)
Fifth Third Bancorp	Fin	(4)	(5)
Ford Motor Co	Mfg	(4)	(5)
General Electric Co	Mfg	(4)	(5)
Johnson & Johnson/Ethicon	Mfg	(4)	(5)
Kroger Co	Trade	(4)	(5)
Macy's Inc	Trade	(4)	(5)
Mercy Health Partners	Serv	(4)	(5)
Procter & Gamble Co	Mfg	(4)	(5)
TriHealth Inc	Serv	(4)	(5)
University of Cincinnati	Govt	(4)	(5)

2008			
Major Employers (3)	Type	Number of Employees	Employer's Percentage of Total Population
American Financial Group Inc	Ins	(4)	(5)
Chiquita Brands International Inc	Trade	(4)	(5)
Convergys Corp	Serv	(4)	(5)
Duke Energy Corp	Utility	(4)	(5)
Fifth Third Bancorp	Fin	(4)	(5)
Ford Motor Co	Mfg	(4)	(5)
General Electric Co	Mfg	(4)	(5)
Health Alliance of Greater Cincinnati	Serv	(4)	(5)
Johnson & Johnson/Ethicon	Mfg	(4)	(5)
Kroger Co	Trade	(4)	(5)
Macy's Inc	Trade	(4)	(5)
Mercy Health Partners	Serv	(4)	(5)
Procter & Gamble Co	Mfg	(4)	(5)
TriHealth Inc	Serv	(4)	(5)
University of Cincinnati	Govt	(4)	(5)

Source: Ohio Department of Development

- (1) - For all of Hamilton County
- (2) - Only current fiscal year and fiscal period three years ago information available. Information for fiscal period nine years ago not available.
- (3) - Includes at minimum the ten largest employers for the county. In alphabetical order only.
- (4) - The number of employees of each listed major employer was not available.
- (5) - The employer's percentage of total employment for each major employer was not available.



City of Forest Park, Ohio  
 Full-Time Equivalent City Government Employees by Function/Program  
 Last Ten Calendar Years  
 Schedule 17

Function/Program	Full-time-Equivalent Employees as of December 31									
	2003	2004	2005	2006	2007	2008	2009	2010	2011	2012
<b>General Government</b>										
City Administration	6.0	6.0	6.0	6.5	6.5	6.5	6.0	5.2	5.5	5.5
City Council	4.5	4.5	4.5	4.5	4.5	4.5	4.5	4.5	4.5	4.5
Mayor's Court	2.0	2.0	2.0	2.0	2.0	2.0	2.0	1.0	1.0	1.0
Finance & Tax	10.0	10.0	10.0	9.0	8.5	8.5	6.5	6.5	7.5	8.5
Engineering	1.0	1.0	1.0	1.0	1.0	1.0	1.0	0.5	0.5	0.5
Facility/Buildings	4.0	4.0	4.0	4.0	4.0	4.0	4.0	4.0	3.0	3.0
<b>Public Safety</b>										
Police										
Officers	31.0	33.0	33.0	33.0	37.0	40.0	40.0	39.0	37.0	37.0
Non-Sworn	7.0	7.0	8.0	8.0	8.0	8.0	4.5	4.5	3.5	3.5
Fire										
Full time	25.0	28.0	29.0	28.0	28.0	28.0	27.0	28.2	28.0	28.0
Part Time	15.0	11.0	11.0	12.5	13.5	15.0	15.5	16.5	16.0	16.0
<b>Leisure Time Activities</b>										
Parks and Recreation	9.5	9.5	9.5	9.5	9.5	1.0	0.5	0.5	1.5	1.5
<b>Community Development</b>										
Planning and Zoning	4.0	4.0	4.0	5.0	5.0	5.0	4.0	4.0	4.0	4.0
Building Inspection	3.0	3.0	3.0	3.0	3.0	2.0	1.0	1.0	1.0	1.0
Economic Development	1.0	1.0	1.0	1.0	1.0	1.0	1.0	1.0	1.0	1.0
Transportation and Street Repair	8.5	8.5	8.5	9.5	10.5	11.5	11.5	14.1	13.5	13.5
<b>Total</b>	<u>131.5</u>	<u>132.5</u>	<u>134.5</u>	<u>136.5</u>	<u>142.0</u>	<u>138.0</u>	<u>129.0</u>	<u>130.5</u>	<u>127.5</u>	<u>128.5</u>

Source: City Finance Department

City of Forest Park, Ohio  
 Operating Indicators by Function/Program  
 Last Ten Calendar Years  
 Schedule 18

Function/Program	Calendar Year									
	2003	2004	2005	2006	2007	2008	2009	2010	2011	2012
<b>General Government</b>										
Building Permits Issued	498	902	422	437	342	426	688	503	575	536
Building Inspections Conducted	1,793	2,742	1,418	1,324	1,265	1,309	1,337	848	875	1,105
<b>Police</b>										
Physical Arrests	1,632	1,823	2,006	2,368	2,630	3,050	3,078	3,034	2,177	2,495
Parking Violations	114	155	270	305	542	629	756	810	824	832
Traffic Violations	2,487	1,922	1,542	2,180	2,042	2,438	2,097	2,225	1,665	2,494
<b>Fire</b>										
Emergency Responses	3,275	3,275	3,667	3,991	3,972	4,104	4,112	4,000	3,954	4,463
Fires Extinguished	45	45	56	49	109	134	168	128	46	66
Inspections	760	596	914	725	445	290	464	545	634	559
Recyclable Collected in Tons	736	724	689	754	807	881	925	1,020	932	885
<b>Other Public Works</b>										
Street Resurfacing	7	7	9	8	5	2	0	8	3	3
Potholes Repaired	1,207	462	1,122	130	342	574	180	694	1,015	1,041
<b>Parks and Recreation</b>										
Athletic Field Permits Issued	10	10	10	10	10	10	10	10	10	10

Source: Various City Departments

City of Forest Park, Ohio  
 Capital Asset Statistics by Function/Program  
 Last Ten Calendar Years  
 Schedule 19

Function/Program	Calendar Year									
	2003	2004	2005	2006	2007	2008	2009	2010	2011	2012
Police										
Stations	1	1	1	1	1	1	1	1	1	1
Zone Offices	1	2	2	2	2	2	2	2	1	0
Patrol Units	22	22	22	22	22	27	27	27	27	27
Fire Stations	2	2	2	2	2	2	2	2	2	2
Other Public Works										
Area of City (square miles)	6.50	6.50	6.50	6.50	6.50	6.50	6.50	6.50	6.50	6.50
Streets (miles)	151.25	152.82	152.82	153.00	153.00	153.00	153.00	153.00	153.00	153.00
Highways (miles)										
Streetlights	788	788	788	788	788	788	788	788	788	788
Traffic Signals	18	18	18	23	23	23	23	23	23	23
Stormwater Correction (Miles of Storm Lines)	42	46	46	46	46	46	46	46	46	46
Parks and Recreation										
Number of Parks	11	11	11	11	11	11	11	11	11	11
Acreage	82.23	82.28	82.28	82.28	82.28	82.28	82.28	82.28	82.28	82.28
Playgrounds	4	4	4	4	4	4	4	4	4	4
Baseball/Softball Diamonds	8	8	8	8	8	8	8	8	8	8
Soccer/Football Fields	5	5	5	5	5	5	5	5	5	5
Fire Hydrants	1,150	1,150	1,150	1,150	1,150	1,150	1,150	1,089	1,089	1,089

Source: Various city departments

**This page intentionally left blank.**



# Dave Yost • Auditor of State

**CITY OF FOREST PARK**

**HAMILTON COUNTY**

**CLERK'S CERTIFICATION**

**This is a true and correct copy of the report which is required to be filed in the Office of the Auditor of State pursuant to Section 117.26, Revised Code, and which is filed in Columbus, Ohio.**

*Susan Babbitt*

**CLERK OF THE BUREAU**

**CERTIFIED  
JANUARY 21, 2014**