

**CITY OF BRUNSWICK
MEDINA COUNTY, OHIO**

AUDIT REPORT

**FOR THE YEAR ENDED
DECEMBER 31, 2013**

James G. Zupka, CPA, Inc.
Certified Public Accountants



Dave Yost • Auditor of State

City Council
City of Brunswick
4095 Center Road
Brunswick, Ohio 44212

We have reviewed the *Independent Auditor's Report* of the City of Brunswick, Medina County, prepared by James G. Zupka, CPA, Inc., for the audit period January 1, 2013 through December 31, 2013. Based upon this review, we have accepted these reports in lieu of the audit required by Section 117.11, Revised Code. The Auditor of State did not audit the accompanying financial statements and, accordingly, we are unable to express, and do not express an opinion on them.

Our review was made in reference to the applicable sections of legislative criteria, as reflected by the Ohio Constitution, and the Revised Code, policies, procedures and guidelines of the Auditor of State, regulations and grant requirements. The City of Brunswick is responsible for compliance with these laws and regulations.

A handwritten signature in black ink that reads "Dave Yost".

Dave Yost
Auditor of State

June 10, 2014

This page intentionally left blank.

**CITY OF BRUNSWICK
MEDINA COUNTY, OHIO
AUDIT REPORT
FOR THE YEAR ENDED DECEMBER 31, 2013**

TABLE OF CONTENTS

	<u>PAGE</u>
Report on Internal Control Over Financial Reporting and on Compliance and Other Matters Based on an Audit of Financial Statements Performed in Accordance with <i>Government Auditing Standards</i>	1-2
Report on Compliance For Each Major Program and on Internal Control Over Compliance Required by OMB Circular A-133	3-4
Schedule of Expenditures of Federal Awards	6
Notes to Schedule of Expenditures of Federal Awards	7
Schedule of Findings and Questioned Costs	8
Status of Prior Findings and Recommendations	9

JAMES G. ZUPKA, C.P.A., INC.

Certified Public Accountants

5240 East 98th Street

Garfield Hts., Ohio 44125

Member American Institute of Certified Public Accountants

(216) 475 - 6136

Ohio Society of Certified Public Accountants

**REPORT ON INTERNAL CONTROL OVER FINANCIAL REPORTING
AND ON COMPLIANCE AND OTHER MATTERS BASED ON AN AUDIT OF
FINANCIAL STATEMENTS PERFORMED IN ACCORDANCE WITH
GOVERNMENT AUDITING STANDARDS**

To the Members of City Council and
Members of the Audit Committee
City of Brunswick, Ohio

We have audited, in accordance with the auditing standards generally accepted in the United States of America and the standards applicable to financial audits contained in *Government Auditing Standards* issued by the Comptroller General of the United States, the financial statements of the governmental activities, the business-type activities, each major fund, and the aggregate remaining fund information of the City of Brunswick, Medina County, Ohio (the City), as of and for the year ended December 31, 2013, and the related notes to the financial statements, which collectively comprise the City of Brunswick, Ohio's basic financial statements, and have issued our report thereon dated April 16, 2014.

Internal Control Over Financial Reporting

In planning and performing our audit of the financial statements, we considered the City of Brunswick, Ohio's internal control over financial reporting (internal control) to determine the audit procedures that are appropriate in the circumstances for the purpose of expressing our opinions on the financial statements, but not for the purpose of expressing an opinion on the effectiveness of the City of Brunswick, Ohio's internal control. Accordingly, we do not express an opinion on the effectiveness of the City of Brunswick, Ohio's internal control.

A deficiency in internal control exists when the design or operation of a control does not allow management or employees, in the normal course of performing their assigned functions, to prevent, or detect and correct, misstatements on a timely basis. *A material weakness* is a deficiency, or a combination of deficiencies, in internal control, such that there is a reasonable possibility that a material misstatement of the City's financial statements will not be prevented, or detected and corrected on a timely basis. *A significant deficiency* is a deficiency, or a combination of deficiencies, in internal control that is less severe than a material weakness, yet important enough to merit attention by those charged with governance.

Our consideration of internal control was for the limited purpose described in the first paragraph of this section and was not designed to identify all deficiencies in internal control that might be material weaknesses or significant deficiencies. Given these limitations, during our audit we did not identify any deficiencies in internal control that we consider to be material weaknesses. However, material weaknesses may exist that have not been identified.

Compliance and Other Matters

As part of obtaining reasonable assurance about whether the City of Brunswick, Ohio's financial statements are free from material misstatement, we performed tests of its compliance with certain provisions of laws, regulations, contracts, and grant agreements, noncompliance with which could have a direct and material effect on the determination of financial statement amounts. However, providing an opinion on compliance with those provisions was not an objective of our audit, and accordingly, we do not express such an opinion. The results of our tests disclosed no instances of noncompliance or other matters that are required to be reported under *Government Auditing Standards*.

Purpose of This Report

The purpose of this report is solely to describe the scope of our testing of internal control and compliance and the results of that testing, and not to provide an opinion on the effectiveness of the City of Brunswick, Ohio's internal control or on compliance. This report is an integral part of an audit performed in accordance with *Government Auditing Standards* in considering the City of Brunswick, Ohio's internal control and compliance. Accordingly, this communication is not suitable for any other purpose.

James G. Zupka, CPA, President

Digitally signed by James G. Zupka, CPA,
President
DN: cn=James G. Zupka, CPA, President,
o=James G. Zupka, CPA, Inc., ou=Accounting,
email=jgzcpa@sbcglobal.net, c=US
Date: 2014.05.30 13:14:19 -0400

James G. Zupka, CPA, Inc.
Certified Public Accountants

April 16, 2014

JAMES G. ZUPKA, C.P.A., INC.

Certified Public Accountants

5240 East 98th Street

Garfield Hts., Ohio 44125

Member American Institute of Certified Public Accountants

(216) 475 - 6136

Ohio Society of Certified Public Accountants

**REPORT ON COMPLIANCE FOR
EACH MAJOR PROGRAM AND ON INTERNAL CONTROL OVER COMPLIANCE
REQUIRED BY OMB CIRCULAR A-133**

To the Members of City Council and
Members of the Audit Committee
City of Brunswick, Ohio

Report on Compliance for Each Major Federal Program

We have audited the City of Brunswick, Medina County, Ohio's compliance with the types of compliance requirements described in the *OMB Circular A-133 Compliance Supplement* that could have a direct and material effect on each of the City of Brunswick, Ohio's major federal programs for the year ended December 31, 2013. The City of Brunswick, Ohio's major federal programs are identified in the summary of auditor's results section of the accompanying Schedule of Findings and Questioned Costs.

Management's Responsibility

Management is responsible for compliance with the requirements of laws, regulations, contracts, and grants applicable to its federal programs.

Auditor's Responsibility

Our responsibility is to express an opinion on compliance for each of the City of Brunswick, Ohio's major federal programs based on our audit of the types of compliance requirements referred to above. We conducted our audit of compliance in accordance with auditing standards generally accepted in the United States of America; the standards applicable to financial audits contained in *Government Auditing Standards*, issued by the Comptroller General of the United States; and OMB Circular A-133, *Audits of States, Local Governments, and Non-Profit Organizations*. Those standards and OMB Circular A-133 require that we plan and perform the audit to obtain reasonable assurance about whether noncompliance with the types of compliance requirements referred to above that could have a direct and material effect on a major federal program occurred. An audit includes examining, on a test basis, evidence about the City of Brunswick, Ohio's compliance with those requirements and performing such other procedures as we considered necessary in the circumstances.

We believe that our audit provides a reasonable basis for our opinion on compliance for each major federal program. However, our audit does not provide a legal determination of the City of Brunswick, Ohio's compliance.

Opinion on Each Major Federal Program

In our opinion, the City of Brunswick, Ohio, complied, in all material respects, with the types of compliance requirements referred to above that could have a direct and material effect on each of its major federal programs for the year ended December 31, 2013.

Report on Internal Control Over Compliance

Management of the City of Brunswick, Ohio, is responsible for establishing and maintaining effective internal control over compliance with the types of compliance requirements referred to above. In planning and performing our audit of compliance, we considered the City of Brunswick, Ohio's internal control over compliance with the types of requirements that could have a direct and material effect on each major federal program to determine the auditing procedures that are appropriate in the circumstances for the purpose of expressing an opinion on compliance for each major federal program and to test and report on internal control over compliance in accordance with OMB Circular A-133, but not for the purpose of expressing an opinion on the effectiveness of internal control over compliance. Accordingly, we do not express an opinion on the effectiveness of the City of Brunswick, Ohio's internal control over compliance.

A deficiency in internal control over compliance exists when the design or operation of a control over compliance does not allow management or employees, in the normal course of performing their assigned functions, to prevent, or detect and correct, noncompliance with a type of compliance requirement of a federal program on a timely basis. *A material weakness in internal control over compliance* is a deficiency, or combination of deficiencies, in internal control over compliance, such that there is a reasonable possibility that material noncompliance with a type of compliance requirement of a federal program will not be prevented, or detected and corrected, on a timely basis. *A significant deficiency in internal control over compliance* is a deficiency, or a combination of deficiencies, in internal control over compliance with a type of compliance requirement of a federal program that is less severe than a material weakness in internal control over compliance, yet important enough to merit attention by those charged with governance.

Our consideration of internal control over compliance was for the limited purpose described in the first paragraph of this section and was not designed to identify all deficiencies in internal control over compliance that might be material weaknesses or significant deficiencies. We did not identify any deficiencies in internal control over compliance that we consider to be material weaknesses. However, material weaknesses may exist that have not been identified.

Report on Schedule of Expenditures of Federal Awards Required by OMB Circular A-133

We have also audited the financial statements of the governmental activities, the business-type activities, each major fund, and the aggregate remaining fund information of the City of Brunswick, Ohio, as of and for the year ended December 31, 2013, and the related notes to the financial statements, which collectively comprise the City of Brunswick, Ohio's basic financial statements. We issued our report thereon dated April 16, 2014, which contained unmodified opinions on those financial statements. Our audit was conducted for the purpose of forming opinions on the financial statements that collectively comprise the basic financial statements. The accompanying Schedule of Expenditures of Federal Awards is presented for purposes of additional analysis as required by OMB Circular A-133 and is not a required part of the basic financial statements. Such information is the responsibility of management and was derived from and relates directly to the underlying accounting and other records used to prepare the basic financial statements. The information has been subjected to the auditing procedures applied in the audit of the financial statements and certain additional procedures, including comparing and reconciling such information directly to the underlying accounting and other records used to prepare the basic financial statements or to the basic financial statements themselves, and other additional procedures in accordance with auditing standards generally accepted in the United States of America. In our opinion, the Schedule of Expenditures of Federal Awards is fairly stated in all material respects in relation to the basic financial statements as a whole.

The purpose of this report on internal control over compliance is solely to describe the scope of our testing of internal control over compliance and the results of that testing based on the requirements of OMB Circular A-133. Accordingly, this report is not suitable for any other purpose.

James G. Zupka, Digitally signed by James G. Zupka, CPA,
President
DN: cn=James G. Zupka, CPA, President,
o=James G. Zupka, CPA, Inc., ou=Accounting,
email=jgzcpa@sbcglobal.net, c=US
Date: 2014.05.30 13:15:00 -0400'
CPA, President

James G. Zupka, CPA, Inc.
Certified Public Accountants

April 16, 2014

**CITY OF BRUNSWICK
MEDINA COUNTY, OHIO
SCHEDULE OF EXPENDITURES OF FEDERAL AWARDS
FOR THE YEAR ENDED DECEMBER 31, 2013**

Federal Grantor/ Pass-Through Grantor/ Program Title	Federal CFDA Number	Pass-Through Entity Number	Expenditures
<u>U.S. Department of Defense</u>			
<i>Direct Program:</i>			
Ohio Environmental Infrastructure Program Section 594	12.118	N/A	\$ 339,186
Total U.S. Department of Defense			<u>339,186</u>
<u>U.S. Department of Homeland Security</u>			
<i>Direct Program:</i>			
Assistance to Firefighters Grant	97.044	EMW-2011-FO-01500	4,656
Total U.S. Department of Homeland Security			<u>4,656</u>
<u>U.S. Department of Housing and Urban Development</u>			
<i>Passed Through Ohio Department of Development:</i>			
Community Development Block Grants/State's Program	14.228	A-F-11-2AP-1	1,109
Community Development Block Grants/State's Program	14.228	A-F-12-2AP-1	75,585
Community Development Block Grants/State's Program (CHIP)	14.228	A-C-12-2AP-1	33,957
<i>Total CFDA #14.228</i>			<u>110,651</u>
Home Investment Partnerships Program	14.239	A-C-12-2AP-2	5,143
<i>Passed Through Medina County:</i>			
Community Development Block Grants/Entitlement Grants	14.218	N/A	2,111
Total U.S. Department of Housing and Urban Development			<u>117,905</u>
<u>U.S. Department of Justice</u>			
<i>Direct Programs:</i>			
Bulletproof Vest Partnership Program	16.607	N/A	4,335
<i>Passed Through the Ohio Department of Public Safety</i>			
ARRA - Justice Assistance Grant (Traffic Vehicle Equipment)	16.803	2009-RA-LSS-2434	7,500
Total U.S. Department of Justice			<u>11,835</u>
<u>U.S. Department of Transportation</u>			
<i>Passed Through the Greater Cleveland Regional Transit</i>			
ARRA - Federal Transit Authority Formula Grant	20.507	OH-96-X030	10,915
<i>Passed Through the Ohio Department of Public Safety</i>			
State and Community Highway Safety	20.600	SC-2012-52-00-00-00374-00	128
State and Community Highway Safety	20.600	SC-2013-52-00-00-00413-00	13,164
State and Community Highway Safety	20.600	SC-2014-52-00-00-00493-00	2,484
<i>Total CFDA #20.600</i>			<u>15,776</u>
Alcohol Traffic Safety and Drunk Driving Prevention Grant	20.601	OVITF-2013-52-00-00-00420-00	72,484
Minimum Penalties for Repeat Offenders fro Driving While Intoxicated Grant	20.608	OVITF-2014-52-00-00-00426-00	11,622
Total U.S. Department of Transportation			<u>110,797</u>
TOTAL EXPENDITURES OF FEDERAL AWARDS			<u>\$ 584,379</u>

See notes to the Schedule of Expenditures of Federal Awards

**CITY OF BRUNSWICK
MEDINA COUNTY, OHIO
NOTES TO SCHEDULE OF EXPENDITURES OF FEDERAL AWARDS
FOR THE YEAR ENDED DECEMBER 31, 2013**

NOTE 1: SIGNIFICANT ACCOUNTING POLICIES

The accompanying Schedule of Expenditures of Federal Awards of the City of Brunswick, Ohio summarizes the activity of the City's federal award programs. The Schedule has been prepared on the cash basis of accounting with one exception, the ARRA Federal Transit Formula Grant is presented on a GAAP basis.

NOTE 2: MATCHING REQUIREMENTS

Certain federal programs require that the City contribute non-federal funds (matching funds) to support federally funded programs. The City has complied with the matching requirements. The expenditures of non-federal matching funds is not included on the Schedule.

NOTE 3: COMMUNITY DEVELOPMENT BLOCK GRANT (CDBG) REVOLVING LOAN PROGRAM

The City has a Revolving Loan Fund (RLF) Program to provide low-interest loans to businesses. The U.S. Department of Housing and Urban Development (HUD) grants money for these loans to the City, passed through the Ohio Department of Development (ODOD). There were no loans made or repaid during 2013 and no loans outstanding as of December 31, 2013.

**CITY OF BRUNSWICK
MEDINA COUNTY, OHIO
SCHEDULE OF FINDINGS AND QUESTIONED COSTS
OMB CIRCULAR A-133 & .505
DECEMBER 31, 2013**

1. SUMMARY OF AUDITOR'S RESULTS

2013(i)	Type of Financial Statement Opinion	Unmodified
2013(ii)	Were there any material control weaknesses reported at the financial statement level (GAGAS)?	No
2013(ii)	Were there any significant deficiencies in internal control reported at the financial statement level (GAGAS)?	No
2013(iii)	Was there any reported material noncompliance at the financial statement level (GAGAS)?	No
2013(iv)	Were there any material internal control weaknesses reported for major federal programs?	No
2013(iv)	Were there any other significant deficiencies in internal control reported for major federal programs?	No
2013(v)	Type of Major Programs' Compliance Opinions	Unmodified
2013(vi)	Are there any reportable findings under .510(a)?	No
2013(vii)	Major Programs (list): Ohio Environmental Infrastructure Program Section 594 - CFDA #12.118 Community Development Block Grant/State's Program - CFDA #14.228	
2013(viii)	Dollar Threshold: A/B Programs	Type A: \$300,000 Type B: All Others
2013(ix)	Low Risk Auditee?	No

2. FINDING RELATED TO THE FINANCIAL STATEMENTS REQUIRED TO BE REPORTED IN ACCORDANCE WITH GAGAS

None.

3. FINDINGS AND QUESTIONED COSTS FOR FEDERAL AWARDS

None.

**CITY OF BRUNSWICK
MEDINA COUNTY, OHIO
STATUS OF PRIOR FINDINGS AND RECOMMENDATIONS
FOR THE YEAR ENDED DECEMBER 31, 2013**

The prior audit report, as of December 31, 2012, included no citations or instances of noncompliance. Management letter recommendations have been corrected, repeated, or procedures instituted to prevent occurrences in this audit period.



Comprehensive Annual Financial

Report

for the year ended December 31, 2013



City of Brunswick, Ohio • 4095 Center Road, Brunswick, Ohio 44212
www.brunswick.oh.us • 330-225-9144



City of Brunswick, Ohio

Comprehensive Annual Financial Report

For the Year Ended December 31, 2013

Issued by:

City of Brunswick
Department of Finance

Todd R. Fischer
Finance Director

Introductory Section

City of Brunswick, Ohio
Comprehensive Annual Financial Report
For the Year Ended December 31, 2013
Table of Contents

	<u>Page</u>
I. Introductory Section	
Table of Contents	i
Letter of Transmittal	v
GFOA Certificate of Achievement	xii
List of City Officials	xiii
Organizational Chart	xiv
 II. Financial Section	
Independent Auditor’s Report.....	1
Management’s Discussion and Analysis.....	4
Basic Financial Statements:	
Government-Wide Financial Statements:	
Statement of Net Position	17
Statement of Activities	18
Fund Financial Statements:	
Balance Sheet – Governmental Funds.....	20
Statement of Revenues, Expenditures and Changes in Fund Balances - Governmental Funds.....	22
Statement of Revenues, Expenditures and Changes in Fund Balances - Budget (Non-GAAP Basis) and Actual:	
General Fund	24
Fire Department Fund	25
Street Repair and Maintenance Fund	26
Police Fund	27
Statement of Fund Net Position - Proprietary Funds.....	28
Statement of Revenues, Expenses and Changes in Fund Net Position - Proprietary Funds	29
Statement of Cash Flows - Proprietary Funds	30
Statement of Fiduciary Assets and Liabilities – Agency Funds	31
Notes to the Basic Financial Statements	32

Combining Statements and Individual Fund Statements and Schedules:

Combining Statements – Nonmajor Governmental Funds:

Fund Descriptions.....	66
Combining Balance Sheet – Nonmajor Governmental Funds.....	69
Combining Statement of Revenues, Expenditures and Changes in Fund Balances – Nonmajor Governmental Funds.....	70
Combining Balance Sheet – Nonmajor Special Revenue Funds.....	71
Combining Statement of Revenues, Expenditures and Changes in Fund Balances – Nonmajor Special Revenue Funds.....	73
Combining Balance Sheet – Nonmajor Debt Service Funds.....	75
Combining Statement of Revenues, Expenditures and Changes in Fund Balances – Nonmajor Debt Service Funds.....	76
Combining Balance Sheet – Nonmajor Capital Projects Funds.....	77
Combining Statement of Revenues, Expenditures and Changes in Fund Balances – Nonmajor Capital Projects Funds.....	79

Combining Statements - Agency Funds:

Fund Descriptions.....	81
Combining Statement of Changes in Assets and Liabilities – Agency Funds.....	82

Individual Fund Schedules of Revenues, Expenditures/Expenses and Changes in
Fund Balances/Equity - Budget (Non-GAAP Basis) and Actual:

Major Funds:

General Fund.....	85
Fire Department Fund.....	91
Street Repair and Maintenance Fund.....	92
Police Fund.....	93
Road Improvement Fund.....	94
Refuse Fund.....	95
Stormwater Fund.....	96

Nonmajor Funds:

Court Computerization Fund.....	97
Federal Emergency Management Agency (FEMA) Grant Fund.....	98
Drug Enforcement Fund.....	99
State Highway Fund.....	100
Law Enforcement Fund.....	101
Brunswick Transit Alternative Fund.....	102
Revolving Loan Fund.....	103
Parks Fund.....	104
Department of Justice Federal Grant Fund.....	105
Enforcement and Education Fund.....	106
Community Recreation Center Fund.....	107
Community Home Investment Program Grant Fund.....	108
Neighborhood Stabilization Program Grant Fund.....	109
Medina County Safe Communities Grant Fund.....	110
Cable TV Fund.....	111

General Obligation Bond Retirement Fund.....	112
Special Assessment Bond Retirement Fund	113
Community Development Block Grant Fund.....	114
Fire Department Improvement Fund	115
Permanent Improvement Fund.....	116
Park Development Fund	117
City Hall Expansion Fund.....	118
Environmental Protection Agency Grant Fund.....	119
Ohio Environmental Improvement Grant Fund.....	120
Storm Sewer Fund	121
Brunswick Lake Construction Fund	122
III. Statistical Section	
Statistical Section Description.....	S1
Net Position by Component –	
Last Ten Years	S2
Change in Net Position -	
Last Ten Years	S4
Fund Balances, Governmental Funds	
Last Ten Years	S8
Changes in Fund Balances, Governmental Funds	
Last Ten Years	S10
Assessed Valuation and Estimated Actual Values of Taxable Property	
Last Ten Years	S12
Property Tax Rates – Direct and Overlapping Governments – Last Ten Years.....	S14
Principal Real Property Taxpayers – 2013 and 2004	S16
Property Tax Levies and Collections – Last Ten Years	S17
Income Tax Revenue Base and Collections – Last Ten Years	S18
Ten Largest Municipal Income Tax Withholding Accounts – 2013 and 2004	S19
Ratios of Outstanding Debt to Total Personal Income	
and Debt Per Capita – Last Ten Years	S20
Ratio of General Obligation Bonded Debt to Estimated	
True Value of Taxable Property and Bonded	
Debt per Capita – Last Ten Years	S21
Legal Debt Margin Information – Last Ten Years	S22
Computation of Direct and Overlapping Debt Attributable to Governmental Activities.....	S24
Demographic and Economic Statistics – Last Ten Years.....	S25
Principal Employers – 2013 and 2004.....	S26

Full-Time Equivalent City Government Employees by Function/Program – Last Ten Years.....	S28
Capital Assets Statistics by Function/Program – Last Ten Years	S30
Operating Indicators by Function/Program – Last Ten Years.....	S32

MAYOR
RON FALCONI

**TEMPORARY
CITY MANAGER/
SAFETY DIRECTOR**
CARL S. DEFOREST

CITY OF BRUNSWICK

COUNCIL
MICHAEL J. ABELLA, JR
ANTHONY P. CAPRETTA
VINCENT CARL
DAVID COLEMAN
PATRICIA HANEK
ALEX V. JOHNSON
BRIAN K. OUSLEY

April 16, 2014

Members of City Council and
Citizens of Brunswick:

We are pleased to submit the City of Brunswick's (the City) 2013 Comprehensive Annual Financial Report. This report enables the City to comply with Ohio Administrative Code Section 117-2-03 (B), which requires reporting on a Generally Accepted Accounting Principles (GAAP) basis, and Ohio Revised Code Section 117.38 which requires the cities reporting on a GAAP basis to file an annual report with the Auditor of State within 150 days of fiscal year end.

Management assumes full responsibility for the completeness and reliability of the information contained in this report, based upon a comprehensive framework of internal control that it has established for this purpose. Because the cost of internal control should not exceed the anticipated benefits, the objective is to provide reasonable, rather than absolute, assurance that the financial statements are free of any material misstatements.

State statutes require the City of Brunswick to be subjected to an annual examination by the Auditor of State. Either the Auditor of State of Ohio or, if the Auditor permits, an independent public accounting firm conducts these audits. Brunswick City Council selected James G. Zupka, CPA to perform these services for the year ended December 31, 2013. The Independent Auditor's Report on the basic financial statements is included in the financial section of this report.

Management's discussion and analysis (MD&A) immediately follows the independent auditor's report and provides a narrative introduction, overview and analysis of the basic financial statements. The MD&A complements this letter of transmittal and should be read in conjunction with it.

The City of Brunswick is located in north-east Ohio, within the boundaries of Medina County, and is 12.7 square miles in area. The City is fortunate to have I-71 as a major artery running north and south through its eastern half with an intersection at State Route 303. Additionally, the City is only 26 miles from Cleveland and only 12 miles from Cleveland Hopkins International Airport.

With the adoption of the Charter in 1975, the City changed from a part-time Mayor-Council form of government to a part-time Council and full-time City Manager form of government. As required by the City's charter, every five years a commission is appointed by the Mayor to conduct a comprehensive review of the Charter and recommend any necessary amendments to City Council. Amendments are then reviewed by Council and approved amendments are then presented to the voters of the City for consideration at the November general election. The next Charter review year is scheduled for 2015.



4095 CENTER ROAD - BRUNSWICK, OHIO 44212

CITY HALL PHONE: (330) 225-9144 - FAX: (330) 273-8023 - POLICE & FIRE PHONE: (330) 225-9111 - FAX: (330) 225-6002
<http://www.brunswick.oh.us>

The City elects a part-time Mayor whose responsibilities include ceremonial and judicial functions. Council consists of seven elected members who engage a City Manager as the chief administrative officer of the City. The City Manager is responsible for hiring directors for: Law, Finance, Public Service, Parks and Recreation and Community Development. The City Manager is also responsible for hiring other department/division heads such as: Police Chief, Fire Chief, Clerk of Courts, Information and Public Communications Manager, Information Technology and Security Officer, Economic Development Manager and an Administrative Services Manager.

The City provides full-time police and fire/emergency medical services protection, full-time street maintenance, full-time park improvement and maintenance, full-time building permitting and code enforcement, a fixed route transit service, weekly refuse collection and storm water maintenance as well as general administration services for all of its stakeholders. Water and sanitary sewer services are provided by the Cleveland Water Department and Medina County Sanitary Sewer Department, respectively. The private sector provides other major utilities for the City.

Brunswick operates a Mayor's Court under the provisions of the Ohio Revised Code. The Court hears all traffic and first to fourth degree misdemeanor charges. In the case of a "not guilty" plea, the cases are transferred to the Municipal Court in the City of Medina.

The City is very proud of its parks and recreational programming which include over 300 acres of park land and a Community Recreation and Fitness Center aimed at improving the quality of life for Brunswick residents and businesses. The City offers 23 parks which include community parks, neighborhood parks, and additional open spaces. The City's community parks are intended to serve the needs of the entire public without specific concentration on location. The City's neighborhood parks focus on the needs of specific neighborhoods, generally within one mile. The "open space" parks that are undeveloped by design offer a natural park without any constructed park apparatuses. Some of these parks also exist in order to protect specific areas from future construction, such as wetlands.

The City of Brunswick also operates a Community Recreation and Fitness Center serving residents as a fitness center, community event center, recreational program center, senior citizen center, and social center for public use. The Community Recreation Center offers a full range of recreational and social activities for people of all ages and abilities. Members have full use of the facility for open recreation and fitness opportunities. The City offers discounted membership and programming rates to Brunswick residents and other residents that reside within the School District boundaries (which extend, in part, into surrounding township areas). However, membership is not required to enroll in programs or attend meetings and social events. The Recreation and Fitness Center offers a Community Concert Series hosting concerts and plays for people of all ages as well as a variety of community wide programs at no additional charge to the residents.

Local Economy

Brunswick's local economy has been improving over the last few years. According to the Ohio Department of Job and Family Services civilian labor force estimates, the City of Brunswick's unemployment rate equaled 6.8 percent in February 2014. In February 2011, just three years ago, the City of Brunswick's unemployment rate was 8.0 percent.

The City's income tax base is made up of a good mix between business taxes and residential taxes. The biggest contributing group for income tax collections was the business withholdings at 49.22 percent. This is important since it marks the eighth straight year where the withholding percentage was greater than the residential percentage. This is attributed to the emphasis on economic development growth and retention. The City's expanding withholding and net profit tax bases relative to the residential community is reflected in the Income Tax Revenue Base and Collections statistical section. The remaining portion of the City income tax revenue is made up of residential taxes at 43.27 percent and business net-profit taxes at 7.51 percent.

The City of Brunswick continues to be fortunate to have a diverse business tax base that is not reliant on any one business or business sector. This diversity also proved to be a huge positive for the City during the economic downturn. The City did not experience the significant declines in business income tax revenues that other communities experienced. The Brunswick business tax base is made up of many small to medium size companies that have a wide range of products and services. The continued healthy growth in income tax revenue over the last ten years is attributable to this diversified and growing tax base along with an increased renewable tax rate.

The County Auditor has also recently notified the City that property values for the upcoming 2014 collection year will decline approximately six percent from 2013. The City currently anticipates that 2014 property values will not decrease from these levels.

Please see the statistical section of this report for further detailed information with regard to income and property tax collections. Being that these two sources of income are the largest received by the City, it will be important to continue to monitor these amounts and determine the impact, if any, of the ongoing economic condition.

Long-Term Financial Planning and Focus

For the past several years, the City has focused on increasing and retaining existing funding sources; reducing or controlling its operational costs; revamping its budgeting procedures; funding previously unfunded decisions; restoring the City's fiscal infrastructure and general fund cash reserves; instituting new departmental and City-wide capital set aside programs; and exploring various alternative revenue sources. The outcome of this renewed focus has paid off immensely and has changed the financial behavior and decision making of the City.

On November 6, 2012, the voters approved the continuation of the 0.5 percent income tax levy to maintain staffing levels for the safety forces of the City of Brunswick for the period of January 1, 2014 through December 31, 2017. This levy currently generates an estimated \$4,082,000 annually and is an integral part of providing the current staffing levels of the Police and Fire divisions.

The City continued its focus to balance the City's operational budget and 2013 marked the fourth straight year in which revenues exceeded expenditures. As of March 24, 2014 Council has formally set aside \$2,500,000 for the anticipated future improvements of Boston and North Carpenter roads. The City has made significant strides financially and many implemented policies and practices should help the City move forward financially in a planned and systematic fashion.

The City has restored the general fund cash reserves and adopted a fund balance reserve policy via Ordinance #96-12 on October 8, 2012. The policy requires financial plans to be compiled and submitted to restore emergency cash reserves if the fund balance would ever fall below a certain level. The policy also requires any excess amounts over stated maximum levels to be used for one time expenditures or other purposes as identified by the policy. The general fund is treated as the emergency reserve fund for all City funds. The reserve balances were established based on the expenditure levels of all City governmental funds. The general fund is available for any purpose and as a result, establishing the reserve in the general fund provides Council with the most flexibility to handle various situations that may arise with financial commitments of any fund. To this point any amounts over and above the fund balance reserve threshold since the policy was implemented have either been expended or set aside for road, building improvements and/or capital assets.

The City has also followed through on its renewed focus to repair and improve various roads. Even though the City has made huge strides financially in the last several years, the City is still limited by its dedicated funding sources for this purpose. To help address this need, the City has re-directed a portion of the City's video service provider fees previously used by the Brunswick Area Television to road improvements. The City has also elected to keep twelve previously vacated positions unfilled resulting in approximately \$900,000 in annual

operational cost savings from these departments. A portion of these cost savings have been used to set aside local monies for the Boston and North Carpenter Road projects while the other portion was used to fund a portion of police and fire operations not otherwise covered by the two specific safety levies approved by the voters. The City anticipates filling one previously vacated position in the Streets Department in 2014 but still currently expects to keep the remaining eleven previously vacated positions unfilled to allow for a continuation of the road improvement set aside program for the City's major roads. The City has also signed an agreement to sell some land at the Brunswick Lake. Any remaining sale proceeds after expenses and obligations have been paid could also become available for one-time expenses or capital improvements, including road improvements.

City Council has adopted Resolutions #80-12, #126-12, #98-13 and #16-14 committing and earmarking \$2,500,000 in total for anticipated local share requirements pertaining to the Boston and North Carpenter Road Improvement Projects. The City also implemented a financial plan and included those plans in the 2014 adopted budget to improve specified roads, such as West 130th, Boyer Drive, and Center Roads in the near future. Even with the City's latest actions and financial measures to address various road repairs and improvements, the City will continue to review levy options, other financial alternatives, and various other methods to address financial constraints relative to road improvement and repair needs.

The City currently has a 1.2 mill road levy initiative on the May 6, 2014 ballot. If passed by the voters, this levy would generate approximately \$780,000 annually for a ten year period. The levy proceeds would then provide for a consistent annual program and be used exclusively in the City neighborhoods for road improvements. If passed, the City will then refocus its financial plans to further address road improvements needed on the other major roadways within the municipal limits. Currently the City plans to improve four (Boston, North Carpenter, Center, and West 130th) of these roads within the next three to four years with significant and shared cash commitments from the Federal Highway Administration, Ohio Department of Transportation and the City of Brunswick. Based on the rough estimated costs and other factors of these roads, the City believes the local share requirements for these roads have been obtained provided all other outside revenue sources that are anticipated are indeed received. The City has also informally begun to discuss potential financial plans and other factors to possibly allow for the improvement of three to four other major roadways.

It is quite clear that with the cooperation of other governmental entities, the City's decision to revamp its financial practices and policies of the past will soon become visible and reflective through various infrastructure improvements. At the same time, the City should still be in the position to financially handle routine and minor fluctuations in the economy, deviations from revenue and expenditure estimates, and most emergencies.

From 2003 through 2010, the City also completed numerous stormwater projects and issued debt to alleviate various drainage and flooding issues throughout the City. In 2011, the City approved a stormwater fee pursuant to Ordinance 31-11 to fund annual storm water debt service obligations and provide for an annual stormwater maintenance program. 2013 was the second year of stormwater billing and collections. Approximately forty percent of the stormwater receipts (cash basis), down from fifty-two percent in the previous year, were used to reduce or retire debt obligations and related costs in 2013. The reduction in this percentage in 2013 from 2012 was attributable to additional delinquency collections, further reduction of debt principal and no additional projects financed through debt obligations, other than those funded through zero percent Ohio Public Work loans.

The City also continued its overall debt reduction program for the fourth straight year. The City previously issued long term bonds and retired all previous short term note obligations in 2012 to complete a portion of the City's overall financial plan and take advantage of historically low interest rates. The City currently has no short term notes outstanding as of December 31, 2013.

The City has also become more aggressive, timely and more creative in its income tax collection efforts. 2013 marked the first full-year of a new program to identify individuals who chose not to file an income tax return. Although this program is in its infancy stage, we believe it will have positive impacts on our revenues and will

enforce stronger filing compliance City-wide. The City contracts with a third party agency to collect on delinquent accounts and has proven to be very effective.

Largest Revenue Source

The City's largest revenue source is taxes. Taxes are made up of income and property taxes.

Income Taxes:

Based on Council priorities and legal requirements, the City of Brunswick passed Ordinance Number 133-12 that determined the allocation of net municipal income tax receipts. The allocation of income taxes received during the calendar year of 2013 net of collection expenses was: 49.25 percent to the police fund; 26.50 percent to the fire fund, 8.75 percent to the general fund; 7.00 percent to the street repair and maintenance fund; 3.50 percent to the parks fund; 2.00 percent to the general obligation bond retirement fund; 2.00 percent to the capital improvement fund, and 1.00 percent to the Brunswick transit alternative fund. The amount distributed to the police, fire, street repair and maintenance, parks and the Brunswick transit alternative funds during the calendar year 2013 were limited to cash basis amounts of \$6,275,000, \$3,475,000, \$950,000, \$445,000, and \$125,000, respectively. Any amounts in excess of these amounts for these funds were retained in the general fund to maximize and allow for additional financial flexibility during these financial times. City Council could elect to transfer or advance any excess income taxes retained in the general fund over and above these established maximums.

Effective for the period of January 1, 2010 through December 31, 2017, the City of Brunswick voters have approved a renewable 0.50 percent income tax increase for the purpose of maintaining staffing levels for the City's safety forces. City Council, sensitive to the economic climate, has also passed legislation that implemented a 0.25 percent increase to the credit given to those residents who pay municipal income taxes to another community (usually a community where they work) to help minimize the financial impact to the residents of the community. This increase moved the credit to a full 1.0 percent after the passage of this 0.5 tax initiative. If the initiative would not have been successful, the credit would have remained unchanged at three quarters of one percent. The 0.50 percent safety levy has been estimated to have generated approximately \$4,082,000 of the total income tax revenues in 2013.

Property Taxes:

The City has an Ordinance, based on the City charter, accepting and certifying the property tax rates. The property tax rates for Fiscal Year 2013 were 2.6 mills in total, with 0.3 mills allocated to the City's police pension expenses and 2.3 mills allocated to the general fund for general operations of the City.

The City does not currently have any voted property tax levies being collected; however, as previously mentioned the City does have a 1.2 mill road levy on the May 6, 2014 ballot for consideration. The City's last voted property tax levy was originally approved by the voters to construct the City of Brunswick's Recreation Building. This voted property tax levy has since expired on December 31, 2009 and the corresponding debt obligation matured December 1, 2010.

Current Major Capital Improvement Projects

Traffic Control Improvements: The City is nearing the end of the project to replace, upgrade or install 27 traffic signals throughout the City in order to improve traffic flow, reduce traffic accidents and install emergency signal back-up measures. The cost of these improvements has been funded by an 80 percent federal grant and the remaining 20 percent being funded through the issuance of debt. The debt will be repaid from motor vehicle

permissive tax revenues in the State Highway Fund. This project is being handled by the Ohio Department of Transportation with the input of City officials. On March 28, 2012, the City issued a check in the amount of \$853,820 to the State of Ohio for the estimated 20 percent share of the construction costs of \$4,269,100.

El Dorado Culvert Replacement Project: The City was awarded and secured a \$152,500 zero percent interest loan from the Ohio Public Works Commission to remove and replace two corrugated culverts under El Dorado Boulevard. The project also includes the removal and replacement of concrete pavement, sidewalks and adjacent storm sewers. Project completion and final approval is expected in early 2014.

Hadcock Road Reconstruction – Phase III Improvement Project: The City has secured a \$458,350 grant from the Ohio Public Works Commission to reconstruct 2,900 feet of roadway, including the installation of sidewalks, drive aprons and storm drainage improvements. The project takes place along Hadcock Road south of Grafton Road, extending southward to about 130 feet south of the Alice Avenue intersection. Project completion and final approval is expected in early 2014.

Grafton Road Reconstruction – Phase II Improvement Project: The City has secured a \$497,942 grant from the Ohio Public Works Commission and committed an additional \$61,543 of local monies to reconstruct 1,165 feet of Grafton Road roadway. The location of the project is 500 feet east of Hadcock Road, which is the terminus of the Grafton and Hadcock Intersection project completed in 2011. The Phase II improvement project completion is expected in 2014.

Water Quality and Drainage Improvement Programs: The City previously received \$1,000,000 in Section 594 Ohio Environmental Infrastructure federal funds and borrowed \$350,000 to match these funds. The total funds are intended to help alleviate various flooding concerns in the Concord Meadows area. A few projects were initiated in the area during 2013 but have not yet been completed as a collective whole.

North Carpenter Road Improvement Project(s): In 2005, the City put the project on hold as a result of funding and until the plans could be reviewed and expanded to include a section of the road that was previously omitted from the project. In the meantime and since 2005, the City has addressed or begun addressing other sections of North Carpenter Road that required more immediate attention such as the Center Road intersection, the Plum Creek and Healy Creek culvert sections, and the section of North Carpenter Road that was originally omitted from the larger project. These sections or improvements were mainly made possible through grants or zero percent interest loans from the Ohio Public Works Commission as well as a small amount of local funds. The remainder of the North Carpenter Road Improvement project will expand the remaining major intersections along North Carpenter Road, at Grafton Road and at Boston Road, to three lanes. In addition, the construction will include an upgrade to a full concrete roadway, curbs and gutters, storm sewers and sidewalks. The project, when it moves forward, will be funded by the City, Medina County and the Northeast Ohio Area Coordinating Agency. The City administration is waiting for revised cost estimates but is believed the formal cash set asides for this project will be sufficient enough to fund this project moving forward.

Boston Road Improvement Project: With significant City involvement, the need to widen Boston Road has also since been determined to be no longer valid by the State of Ohio and the Federal Highway Administration. With this determination the City has also been able to eliminate its previously unfunded commitment from twenty years ago. The original local cost estimates for this widening would have been a couple to a few million dollars. Although this helps out the City's overall financial situation, a basic resurfacing of Boston Road is still sorely needed. The City is currently waiting for a more formal cost estimates for this project but it is believed that the current cash set asides will be sufficient enough to complete the resurfacing project.

Awards and Acknowledgments

The Government Finance Officers Association of the United States and Canada (GFOA) awards a Certificate of Achievement for Excellence in Financial Reporting to a governmental unit that publishes an easily readable and efficiently organized Comprehensive Annual Financial Report which conforms to program standards. Such a report must satisfy both generally accepted accounting principles and applicable legal requirements.

The Certificate of Achievement is the highest form of recognition in the area of governmental financial reporting and its award represents a significant accomplishment by a government and its management. GFOA awarded a Certificate of Achievement to the City of Brunswick for its CAFR for the year ended December 31, 2012. A copy of this certificate is contained within this report. This is the 30th award the city has received.

A Certificate of Achievement is valid for a period of one year. The City of Brunswick believes the 2013 Comprehensive Annual Financial Report conforms to the Certificate of Achievement Program requirements and standards, and has submitted it to the GFOA for consideration.

The employees of the City of Brunswick are dedicated to serve its citizens. The preparation of a report of this scope depends upon the dedication of many employees, but especially the employees in the Department of Finance who have worked on various parts of this project. The city also appreciates the dedication of Local Government Services Section of the Auditor of State's Office for their assistance and guidance in the preparation of this report.

We would like to thank Brunswick City Council, whose leadership and encouragement made the preparation of this report possible.

We would also like to take this opportunity to thank the residents, businesses and taxpayers of the City of Brunswick for entrusting us with the administration of their local government.

Respectfully submitted,



Carl S. Deforest
Temporary City Manager/Safety Director



Todd R. Fischer
Director of Finance



Government Finance Officers Association

**Certificate of
Achievement
for Excellence
in Financial
Reporting**

Presented to

**City of Brunswick
Ohio**

For its Comprehensive Annual
Financial Report
for the Fiscal Year Ended

December 31, 2012

Executive Director/CEO

City of Brunswick, Ohio

City Officials
December 31, 2013

Mayor

Gary F. Werner *

Council Members

Patricia Hanek Michael J. Abella, Jr.
Anthony P. Capretta Vincent Carl
David Coleman Ronald E. Falconi **
Brian K. Ousley

Temporary City Manager/Safety Director

Carl S. DeForest

Finance Director and Tax Administrator

Todd R. Fischer

Parks and Recreation Director

John Piepsny

Law Director

Kenneth J. Fisher

Development Director/Chief Building Official

Vacant

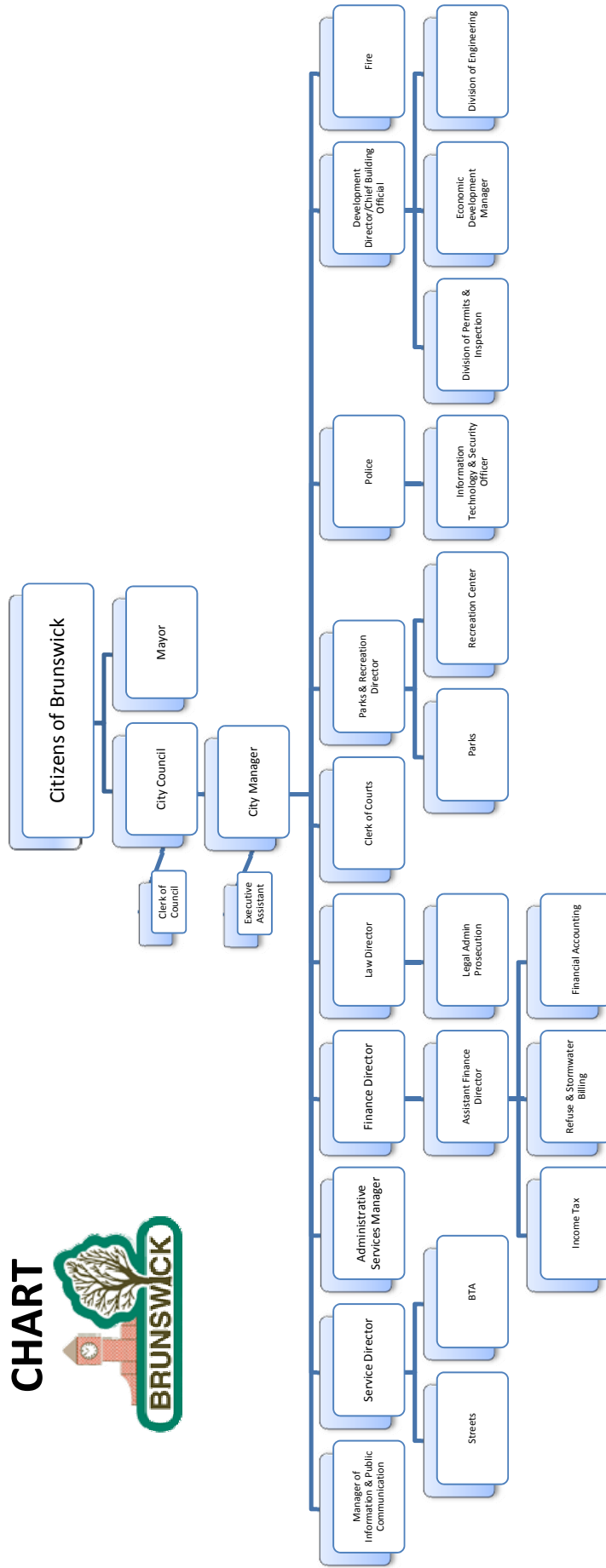
Service Director

Patrick McNamara

* Ron Falconi took office as Mayor on January 1, 2014.

** Alex Johnson took office as Councilman on January 1, 2014.

CITY OF BRUNSWICK ORGANIZATIONAL CHART



Financial Section

JAMES G. ZUPKA, C.P.A., INC.

Certified Public Accountants

5240 East 98th Street

Garfield Hts., Ohio 44125

Member American Institute of Certified Public Accountants

(216) 475 - 6136

Ohio Society of Certified Public Accountants

INDEPENDENT AUDITOR'S REPORT

To the Members of City Council and
Members of the Audit Committee
City of Brunswick, Ohio

The Honorable David Yost
Auditor of State
State of Ohio

Report on the Financial Statements

We have audited the accompanying financial statements of the governmental activities, the business-type activities, each major fund, and the aggregate remaining fund information of the City of Brunswick, Medina County, Ohio (the City), as of and for the year ended December 31, 2013, and the related notes to the financial statements, which collectively comprise the City's basic financial statements as listed in the table of contents.

Management's Responsibility for the Financial Statements

Management is responsible for the preparation and fair presentation of these financial statements in accordance with accounting principles generally accepted in the United States of America; this includes the design, implementation, and maintenance of internal control relevant to the preparation and fair presentation of financial statements that are free from material misstatement, whether due to fraud or error.

Auditor's Responsibility

Our responsibility is to express opinions on these financial statements based on our audit. We conducted our audit in accordance with auditing standards generally accepted in the United States of America and the standards applicable to financial audits contained in *Government Auditing Standards*, issued by the Comptroller General of the United States. Those standards require that we plan and perform the audit to obtain reasonable assurance about whether the financial statements are free from material misstatement.

An audit involves performing procedures to obtain audit evidence about the amounts and disclosures in the financial statements. The procedures selected depend on the auditor's judgment, including the assessment of the risks of material misstatement of the financial statements, whether due to fraud or error. In making those risk assessments, the auditor considers internal control relevant to the City's preparation and fair presentation of the financial statements in order to design audit procedures that are appropriate in the circumstances, but not for the purpose of expressing an opinion on the effectiveness of the City's internal control. Accordingly, we express no such opinion. An audit also includes evaluating the appropriateness of accounting policies used and the reasonableness of significant accounting estimates made by management, as well as evaluating the overall presentation of the financial statements.

We believe that the audit evidence we have obtained is sufficient and appropriate to provide a basis for our audit opinions.

Opinions

In our opinion, the financial statements referred to above present fairly, in all material respects, the respective financial position of the governmental activities, the business-type activities, each major fund, and the aggregate remaining fund information of the City of Brunswick, Ohio, as of December 31, 2013, and the respective changes in financial position, and, where applicable, cash flows thereof, and the respective budgetary comparison for the General Fund, the Fire Department Fund, the Street Repair and Maintenance Fund, and the Police Fund for the year then ended in accordance with accounting principles generally accepted in the United States of America.

Other Matters

Required Supplementary Information

Accounting principles generally accepted in the United States of America require that the Management's Discussion and Analysis on pages 4 through 15 be presented to supplement the basic financial statements. Such information, although not a part of the basic financial statements, is required by the Governmental Accounting Standards Board, who considers it to be an essential part of financial reporting for placing the basic financial statements in an appropriate operational, economic, or historical context. We have applied certain limited procedures to the required supplementary information in accordance with auditing standards generally accepted in the United States of America, which consisted of inquiries of management about the methods of preparing the information and comparing the information for consistency with management's responses to our inquiries, the basic financial statements, and other knowledge we obtained during our audit of the basic financial statements. We do not express an opinion or provide any assurance on the information because the limited procedures do not provide us with sufficient evidence to express an opinion or provide any assurance.

Other Information

Our audit was conducted for the purpose of forming opinions on the financial statements that collectively comprise the City of Brunswick, Ohio's basic financial statements. The introductory section, combining and individual nonmajor fund financial statements and schedules, and statistical section are presented for purposes of additional analysis and are not a required part of the basic financial statements.

The combining and individual nonmajor fund financial statements and schedules are the responsibility of management and were derived from and relate directly to the underlying accounting and other records used to prepare the basic financial statements. Such information has been subjected to the auditing procedures applied in the audit of the basic financial statements and certain additional procedures, including comparing and reconciling such information directly to the underlying accounting and other records used to prepare the basic financial statements or to the basic financial statements themselves, and other additional procedures in accordance with auditing standards generally accepted in the United States of America. In our opinion, the combining and individual nonmajor fund financial statements and schedules are fairly stated in all material respects in relation to the basic financial statements as a whole.

The introductory and statistical sections have not been subjected to the auditing procedures applied in the audit of the basic financial statements and, accordingly, we do not express an opinion or provide any assurance on them.

Other Reporting Required by *Government Auditing Standards*

In accordance with *Government Auditing Standards*, we have also issued our report dated April 16, 2014, on our consideration of the City of Brunswick, Ohio's internal control over financial reporting and on our tests of its compliance with certain provisions of laws, regulations, contracts, and grant agreements and other matters. The purpose of that report is to describe the scope of our testing of internal control over financial reporting and compliance and the results of that testing, and not to provide an opinion on internal control over financial reporting or on compliance. That report is an integral part of an audit performed in accordance with *Government Auditing Standards* in considering the City of Brunswick, Ohio's internal control over financial reporting and compliance.



**James G. Zupka, CPA, Inc.
Certified Public Accountants**

April 16, 2014

City of Brunswick, Ohio
Management's Discussion and Analysis
For the Year Ended December 31, 2013
Unaudited

The management's discussion and analysis of the City of Brunswick's (the City) financial performance provides an overall review of the City's financial activities for the year ended December 31, 2013. The intent of this discussion and analysis is to look at the City's financial performance as a whole; readers should also review the transmittal letter and the basic financial statements to enhance their understanding of the City's financial performance.

Financial Highlights:

- The City continued Council's formalized plan to set aside funds for the improvement of Boston and North Carpenter Roads. City Council passed Resolutions 126-12, 98-13, and 16-14 which set aside an additional \$1.2 million for Boston and North Carpenter Roads improvements. These amounts are in addition to the \$1.3 million set aside in previous years bringing the total set aside for these two projects to \$2.5 million. The amount set aside represents a portion of the City's share of these projects. The set aside funds were the result of multi-year savings generated through an early retirement incentive program, other non-safety salary attritions/reductions, reallocation of video service provider fees for road improvements, available cash reserves, and other miscellaneous budget savings achieved over the last several years.
- On August 26, 2013, the City agreed to sell approximately 16 acres of the Brunswick Town Center Special Planning District. The agreement indicates the purchase may be made in three phases starting in August of 2014: Senior Housing Phase, Luxury Apartments Phase, and Hotel Phase. Total purchase price of all three phases is \$1,825,000.
- The City had additions to capital outlay in 2013 that consisted of buildings and improvements, equipment and vehicles and new roads. The City recognizes the need to maintain and improve not only the infrastructure of the City but to also update existing facilities and equipment.

Using This Comprehensive Annual Financial Report (CAFR)

This annual report consists of a series of financial statements and notes to those statements. These statements are prepared and organized so the reader can understand the City of Brunswick as a financial whole or as an entire operating entity. The statements proceed to provide an increasingly detailed look at the City's specific financial condition.

The *Statement of Net Position* and *Statement of Activities* provide information about the activities of the whole City, presenting both an aggregate view of the City's finances and a longer-term view of that position. Major fund financial statements provide the next level of detail. For governmental funds, these statements tell how services were financed in the short term as well as what dollars remain for future spending. The fund financial statements also look at the City's most significant funds with all other non-major funds presented in total in one column.

City of Brunswick, Ohio
Management's Discussion and Analysis
For the Year Ended December 31, 2013
Unaudited

Reporting the City of Brunswick as a Whole

Statement of Net Position and Statement of Activities

While this document contains information about the funds used by the City to provide services to our citizens, the view of the City as a whole looks at all financial transactions and asks the question, "How did the City do financially during 2013?" The *Statement of Net Position* and the *Statement of Activities* answer this question. These statements include all assets and deferred outflows of resources and liabilities and deferred inflows of resources using the accrual basis of accounting similar to the accounting method used by the private sector. The basis of this accounting takes into account all of the current year's revenues and expenses regardless of when the cash is received or paid. These two statements report the City's net position and the changes in that position. The changes in net position are important because it tells the reader whether, for the City as a whole, the financial position of the City has improved or diminished. However, in evaluating the overall position of the City, non-financial information such as changes in the City's tax base and the condition of the City's capital assets will also need to be evaluated.

The *Statement of Net Position* and the *Statement of Activities* are divided into the following categories:

- Assets
- Deferred Outflows of Resources
- Liabilities
- Deferred Inflows of Resources
- Net Position (Assets and Deferred Outflows of Resources minus Liabilities and Deferred Inflows of Resources)
- Program Revenue and Expenses
- General Revenues
- Net Position Beginning of Year and Year's End

Reporting the City of Brunswick's Most Significant Funds

Fund Financial Statements

The presentation of the City's major funds begins on page 10. Fund financial reports provide detailed information about the City's major funds based on the restrictions on the use of monies. The City has established many funds which account for the multitude of services, facilities and infrastructure provided to our stakeholders. However, these fund financial statements focus on the City's most significant funds. In the case of the City of Brunswick, the major funds are the general, fire department, street repair and maintenance, police, road improvement, refuse and stormwater.

Governmental Funds

Most of the City's activities are reported in the governmental funds which focus on how money flows into and out of those funds and the available balances left at year end for spending in future periods. Governmental funds are reported using an accounting method called modified accrual accounting which measures cash and all other financial assets that are expected to be readily converted to cash. The governmental fund statements provide a detailed short-term view of the City's general operations and the basic services it provides. Governmental fund information helps you determine whether there are more or fewer financial resources that can be spent in the near future on services provided to our residents. The relationship (or differences) between governmental activities (reported in the *Statement of Net Position* and the *Statement of Activities*) and governmental funds is reconciled in the financial statements.

City of Brunswick, Ohio
Management's Discussion and Analysis
For the Year Ended December 31, 2013
Unaudited

Proprietary Funds

The proprietary funds (refuse and stormwater funds) operate as enterprise funds using the same basis of accounting as a business-type activity; therefore, these statements will essentially match the information provided in the statements for the City as a whole. 2013 was the second year the stormwater fee was billed and collected.

The City as a Whole

The Statement of Net Position looks at the City as a whole. Table 1 provides a summary of the City's net position for 2013 compared to 2012.

Table 1
Net Position

	Governmental Activities		Business-Type Activities		Total	
	2013	2012	2013	2012	2013	2012
Assets						
Current and Other Assets	\$37,306,290	\$32,879,439	\$2,170,592	\$1,460,744	\$39,476,882	\$34,340,183
Capital Assets, Net	38,354,172	38,333,489	4,962,328	5,121,965	43,316,500	43,455,454
<i>Total Assets</i>	75,660,462	71,212,928	7,132,920	6,582,709	82,793,382	77,795,637
Liabilities						
Current and Other Liabilities	1,180,663	1,523,005	27,754	45,233	1,208,417	1,568,238
Long-Term Liabilities:						
Due Within One Year	295,091	278,141	268,886	264,247	563,977	542,388
Due in More than One Year	3,083,566	3,344,986	5,232,099	5,369,862	8,315,665	8,714,848
<i>Total Liabilities</i>	4,559,320	5,146,132	5,528,739	5,679,342	10,088,059	10,825,474
Deferred Inflows of Resources						
Property Taxes	1,475,483	1,585,979	0	0	1,475,483	1,585,979
Net Position						
Net Investment in Capital Assets	35,531,358	35,268,325	(443,159)	(411,641)	35,088,199	34,856,684
Restricted:						
Capital Projects	5,665,555	4,248,609	0	0	5,665,555	4,248,609
Debt Service	2,288,361	2,133,143	0	0	2,288,361	2,133,143
Other Purposes	13,396,744	11,109,233	0	0	13,396,744	11,109,233
Unrestricted	12,743,641	11,721,507	2,047,340	1,315,008	14,790,981	13,036,515
<i>Total Net Position</i>	\$69,625,659	\$64,480,817	\$1,604,181	\$903,367	\$71,229,840	\$65,384,184

Total assets for the governmental and business-type activities increased from 2012 to 2013. The increase in the total current and other assets is mainly attributable to two reasons. The first reason is the City continued the effort to increase cash reserves to comfortable levels and financial plan and financial commitment to set aside money for the improvement of major City roads and capital improvements. The second reason was the slow but steady improvement in the local economy coupled with a more aggressive, timely and more creative income tax collection and compliance efforts.

City of Brunswick, Ohio
Management's Discussion and Analysis
For the Year Ended December 31, 2013
Unaudited

The total liabilities for the governmental and business-type activities decreased from 2012 to 2013. The largest portion of the decrease in governmental and business-type activities from 2012 was due to the City's annual debt payments and reduction in contracts payable relating to the Ohio Environmental Infrastructure Program Section 594 Grant.

Net position for the governmental and business-type activities increased. As previously mentioned, the reasons for the increase relate to the increase of cash for future major City road and capital improvements, the slow but continued improvement of the local economy and reduction of long-term debt and contracts payable.

Table 2 shows the changes in net position for the year ended December 31, 2013.

Table 2
Changes in Net Position

	Governmental Activities		Business-Type Activities		Total	
	2013	2012	2013	2012	2013	2012
Revenues						
<i>Program Revenues:</i>						
Charges for Services and Sales	\$3,785,741	\$3,465,424	\$3,792,409	\$3,763,409	\$7,578,150	\$7,228,833
Operating Grants and Contributions	2,180,194	2,612,386	0	0	2,180,194	2,612,386
Capital Grants and Contributions	1,060,420	1,417,676	0	0	1,060,420	1,417,676
Total Program Revenues	7,026,355	7,495,486	3,792,409	3,763,409	10,818,764	11,258,895
<i>General Revenues:</i>						
Property Taxes	1,579,453	1,659,937	0	0	1,579,453	1,659,937
Income Tax	15,214,900	14,995,612	0	0	15,214,900	14,995,612
Grants and Entitlements	746,287	953,963	0	0	746,287	953,963
Interest	32,156	41,096	0	0	32,156	41,096
Other	40,272	50,210	0	0	40,272	50,210
Total General Revenues	17,613,068	17,700,818	0	0	17,613,068	17,700,818
Total Revenues	24,639,423	25,196,304	3,792,409	3,763,409	28,431,832	28,959,713
<i>Program Expenses:</i>						
General Government	2,754,245	2,654,847	0	0	2,754,245	2,654,847
Security of Persons and Property	10,305,243	10,120,936	0	0	10,305,243	10,120,936
Transportation	3,281,244	2,717,459	0	0	3,281,244	2,717,459
Community Environment	1,312,329	2,162,920	0	0	1,312,329	2,162,920
Public Health Services	33,065	29,559	0	0	33,065	29,559
Leisure Time Activities	1,692,973	1,711,382	0	0	1,692,973	1,711,382
Refuse	0	0	2,474,573	2,456,370	2,474,573	2,456,370
Stormwater	0	0	617,022	451,505	617,022	451,505
Interest and Fiscal Charges	115,482	113,074	0	0	115,482	113,074
Total Program Expenses	19,494,581	19,510,177	3,091,595	2,907,875	22,586,176	22,418,052
Change in Net Position	5,144,842	5,686,127	700,814	855,534	5,845,656	6,541,661
Net Position Beginning of Year	64,480,817	58,794,690	903,367	47,833	65,384,184	58,842,523
Net Position End of Year	\$69,625,659	\$64,480,817	\$1,604,181	\$903,367	\$71,229,840	\$65,384,184

The overall financial strength of the City improved from 2012 to 2013 as a result of the City's continued focus to set aside cash for major road and capital improvements and efforts to control operational costs.

City of Brunswick, Ohio
Management's Discussion and Analysis
For the Year Ended December 31, 2013
Unaudited

Charges for services and sales revenue increased due to increased number of building permits for several large expansion and development projects for businesses and home builders in the City. Operating grant and contribution revenues decreased as a result of the City transitioning into a new two year grant period in 2013 for the Community Housing Improvement Program (CHIP) to assist low and moderate income families with home repairs, down payment assistance, and emergency monthly housing assistance. Capital grant and contribution revenues decreased in 2013 due to several Ohio Public Works Commission (OPWC) grant programs being completed during 2012.

Total program expenses overall increased slightly in 2013. The increase in transportation expenses was due to a more aggressive concrete panel replacement and crack sealing programs, pothole filling program, and increased salt purchases due to inclement weather. The City also increased expenses relating to the stormwater program as it was the second year of the City billing and collecting a stormwater fee. The decrease to community environment expenses for the Community Housing Improvement Program (CHIP) was due to the City transitioning into a new two year grant period in 2013. The remaining costs of Governmental Activities remained relatively stable as a result of the City's ability to control costs.

The City's two business-type activities relate to the refuse and stormwater programs. The overall goal of the refuse and stormwater programs is to charge the residents their "pro rata" share of the costs of these programs.

Governmental Activities

Several revenue sources fund the City's governmental activities with the City's income tax being the largest contribution by a large margin. On April 8, 1968, the income tax rate of one percent was established by City Ordinance No. 6-68. The Income Tax Ordinance was amended on July 24, 1995 requiring proposed tax rate changes be submitted to the electors of the City for approval or rejection. On November 7, 1995 the electors approved the proposed .35 percent increase for the purpose of expanding the City's safety forces. On May 5, 2009, the electors approved the proposed 0.5 percent income tax rate increase for police and fire operational expenses, with a corresponding increase of 0.25 percent to the income tax credit rate approved by City Council. The 0.5 percent income tax rate increase is effective for a four year period from January 1, 2010 through December 31, 2013. A renewal of the 0.5 percent income tax rate increase was passed by voters on November 6, 2012 which is effective for an additional four year period from January 1, 2014 through December 31, 2017. The City's current income tax rate is 1.85 percent with a maximum of a 1.00 percent credit for income taxes paid to another municipality.

As previously mentioned, the City's economy continued a slow but steady improvement, which included both median family and per capita incomes improving during 2013 for City residents. The City is committed to a strong economic development program which also correlates into income tax revenues. The number of businesses, being industrial or commercial, large or small, provides the City with a diverse income tax base that can best address the loss of any major tax paying entity without significantly affecting the financial needs of the City. During 2013, the City income tax receipts, on a cash basis, were distributed to the following funds by City Council approved Ordinance: police fund 49.25 percent, up to a maximum of \$6,275,000; fire fund 26.50 percent, up to a maximum of \$3,475,000; the general fund 8.75 percent; street repair and maintenance fund 7.00 percent, up to a maximum of \$950,000; parks fund 3.50 percent, up to a maximum of \$445,000; general obligation bond retirement fund 2.00 percent; Brunswick transit alternative fund 1.00 percent, up to a maximum of \$125,000; and capital improvement fund 2.00 percent. Income tax receipts that exceed the established maximums in any one fund were retained in the general fund. Annually, income tax allocations, levy requirements, fund balance reserves, priorities and needs of the City are evaluated prior to the income tax allocations being approved by Council.

City of Brunswick, Ohio
Management's Discussion and Analysis
For the Year Ended December 31, 2013
Unaudited

Charges for services represents revenues from the Mayor's Court, video service provider, building permits, park development, recreation center, emergency rescue, transit, and rental fees along with special assessments. Operating and capital grants and contributions are represented mainly of revenues received from other governments for a specific purpose. General revenues from property taxes and local government funds are also significant revenue generators but are under some pressure due to lower property values and recent State budget cuts. The City will continue to monitor its sources of revenue very closely for any changes or fluctuations.

Security of persons and property represents the highest program expense for the City by a large margin. This expense category is made up of all of the expenses and related activities of the City's Police and Fire departments. Both departments operated within its operating budget. The Police Department consists of a full-time police chief who oversees full-time and part-time police officers and communication specialists. The Police Department is funded primarily from revenues generated through the City's income tax, a 0.3 mill inside millage property tax and fines and forfeitures. The Fire Department operates as a full-time fire department and is funded with income tax and rescue billing collections. The department employs full-time and part-time firefighters/EMT personnel and is headed by a full-time chief. The goal of these two departments is to provide the best possible safety services to our community.

Transportation expense is the second highest governmental activities program expense for the City. Transportation expenses include depreciation, labor, benefits, maintenance and repairs to the City's roads and infrastructure as well as operational costs for the City's Brunswick Transit Alternative (BTA). The City paid for these activities primarily from the City's motor vehicle license tax, permissive tax and gasoline taxes in addition to intergovernmental monies and a portion of the City's income tax. In assessing roads and potential future infrastructure projects, the City has always applied for State Issue II and federal grant monies when applicable as well as searching for joint projects with surrounding communities and the County. The City currently employs twelve full-time City street laborers, a Street Superintendent, and a Service Director in the Service Department. The street laborers were reduced from fifteen to twelve in 2010 but, as of December 31, 2013, have not been replaced due to other priorities and financial decisions made.

The City also operates its own public transit system. The City has a contract with Medina County Public Transit, (MCPT), to be our transport provider. MCPT's relationship with the City is to operate, maintain and manage the transit system within the agreed upon guidelines set forth in the contract. A large portion of capital and operating expenses needed to run a public transit system are reimbursable through the Ohio Greater Cleveland Regional Transit Authority (RTA), Ohio Department of Transportation and the United States Department of Transportation. The City also has a contract with the Northeast Ohio Areawide Coordinating Agency (NOACA) to assist the City in achieving its goal of improving the economy, environment, transportation system and quality of life for the citizens of Northeast Ohio and the City of Brunswick. The City is typically reimbursed for 65 percent of the net transit operation expenses, 90 percent of NOACA contractual service expenses and between 80 and 100 percent for capital expenses. The City also had an American Recovery and Reinvestment Act Grant for transit purposes. Any eligible transit expenses under this grant were reimbursed at 100 percent. These grant funds were exhausted in 2013.

The third highest governmental activities program expense for the City is general government. This classification covers all general activities of the City, including but not limited to Council, Mayor, information technology, administration, finance, income tax, law, building, Mayor's Court, civil service and building repairs and maintenance expenditures. These expenses increased slightly due to normal cost increases associated with governmental activities and some additional building maintenance expenses in 2013 that were put off in previous years.

City of Brunswick, Ohio
Management's Discussion and Analysis
For the Year Ended December 31, 2013
Unaudited

The fourth highest governmental activities program expense for the City is leisure time activities. This classification includes the operation of the City's recreation center as well the maintenance of the City's parks. These expenses decreased primarily due to the Recreation Center controlling its operational costs relating to wages and repair and maintenance.

The fifth highest governmental activities program expense for the City is community environment. This classification includes the City's engineering, building, economic development, and cable TV departments. It also includes several grant programs, the largest being the Community Housing Improvement Program (CHIP) and the Army Corp of Engineers Water Quality and Drainage Improvement Program. The expenses associated with the CHIP and Army Corp programs decreased from 2012 to 2013 due to transitioning into a new two year grant period in 2013 for the Community Housing Improvement Program (CHIP) and less ongoing projects for the Army Corp programs. All expenditures of the CHIP program are reimbursed to the City and all Army Corp program expenditures less the Army Corps fees are reimbursed to the City.

Interest and fiscal charges and public health services make up the remaining governmental activities program expenses.

The City's Funds

The City of Brunswick uses fund accounting as mandated by governmental legal requirements. The importance of accounting and reporting using this method is to demonstrate compliance with these finance related requirements.

Governmental Funds

Information about the City's governmental funds begins on page 20. These funds are accounted for by using the modified accrual basis of accounting.

The most significant funds are the general, fire department, street repair and maintenance, police and road improvement funds.

The City's fund assets and fund balances increased as a result of cash set asides for major road and capital improvements, controlling costs, and implementing more aggressive income tax collection processes. Fund liabilities increased as a result of advances out of the general fund creating an interfund payable in the funds receiving the advance in. The largest of these advances out of the general fund was a \$497,942 advance associated with the Grafton Road improvement project.

Income tax revenues over and above the income tax ceiling maximums established on all other funds were retained in the general fund helping improve the general fund's ending fund balance and flexibility to address needed capital improvements. In February 2014, City Council passed Ordinance 11-14 transferring \$1,272,100 to various capital and road improvement funds for future projects. Ordinance 11-14 was enacted to comply with the City's fund balance reserve policy. The general government expenditures remained fairly consistent with the prior year demonstrating the City's general government department's ability to keep general operating expenses such as salaries and materials and supplies to a minimum.

City of Brunswick, Ohio
Management's Discussion and Analysis
For the Year Ended December 31, 2013
Unaudited

The street repair and maintenance fund shows an increase in municipal income tax revenue in 2013 due to the legislative increase to the maximum income tax allocation ordained by City Council. Council's focus has been to increase funding relating to street maintenance and improvements. The expenditures in this fund increased primarily for salt purchases made at the end of 2013 due to inclement weather and other road maintenance programs.

The police department and fire department funds experienced increases in revenue and expenditures from 2012 to 2013. The police and fire departments did maintain staffing levels pursuant to the City's four year renewable safety levy. The fire department and police department funds also show an increase in municipal income tax revenue in 2013 due to the ordained increase to the maximum income tax allocation ordained by City Council and related requirements of the City's two specific safety income tax levies. Expenditures in the fire department and police department also remained fairly consistent with the prior year and only slightly increased. This demonstrates the department's ability to keep operational expenses such as overtime to a minimum.

The road improvement fund wasn't reported as a major fund in prior years but qualified in 2013 due to the cash balance which has been legislatively increased over the past several years to prepare for future road improvements to Boston and North Carpenter roads.

Business-Type Fund

The City has two business-type activities, the refuse and stormwater funds. The refuse fund accounts for the garbage collection services and billing costs. Refuse rates were not increased during 2013 and were last changed on July 1, 2012 as authorized by Council. Charges for services revenues remained consistent with the prior year, which is reflective of the rates remaining unchanged. 2013 was the second year the City implemented a stormwater management fee. The fee and related stormwater expenses are accounted for in the stormwater fund.

General Fund Budgeting Highlights

The City's budget is prepared according to Ohio and local laws and is based on accounting for certain transactions on a basis of cash receipts, disbursements, and encumbrances. The City's general fund is the second most significant fund as a result of the police activity being moved from the general fund to the police special revenue fund as of January 1, 2010. The City constantly monitors the estimated revenues and appropriations and performs detailed quarterly reviews of each estimated revenues and appropriation account. During the course of 2013, the City amended the overall budget five different times during the year as a result of these reviews and discussions with the various departments. The most significant budgeted change in estimated receipts related to the general fund's licenses, permits and fees receipts. The \$327,018 increase from the original to the final budget is reflective of the increase in building permits for several large expansion and development projects for businesses and home builders in the City. The \$224,553 in actual municipal income tax receipts over and above the final estimated receipts was due to the City's new program to estimate tax returns for individuals who didn't file tax returns. Appropriation changes between the original and final budgets declined slightly since the City followed its plan to control operational costs.

City of Brunswick, Ohio
Management's Discussion and Analysis
For the Year Ended December 31, 2013
Unaudited

As required by the City Charter, expenditures in excess of \$7,500 must be reviewed and approved individually by Council. Recommendations and requests for budget changes are referred to the Finance Committee and/or Committee as a Whole for review, after which to a Council work session for presentation before going to the formal Council Meeting for ordinance enactment. The legal level of control is to each office, department, and division, and, within each, the amount appropriated for personal services and other. Interdepartmental budget changes that modify line items within the established legal level of control are allowed without requiring Council's authorization.

Capital Assets and Debt Administration

Capital Assets

Table 3
Capital Assets (Net of Depreciation)

	Governmental Activities		Business-Type Activity		Total	
	2013	2012	2013	2012	2013	2012
Land	\$5,355,433	\$5,355,233	\$0	\$0	\$5,355,433	\$5,355,233
Construction in Progress	4,879,161	4,960,948	171,279	212,654	5,050,440	5,173,602
Land Improvements	79,082	83,476	0	0	79,082	83,476
Buildings and Improvements	6,941,657	6,900,771	0	0	6,941,657	6,900,771
Machinery, Equipment and Vehicles	2,095,104	2,011,230	145,986	155,088	2,241,090	2,166,318
Furniture and Fixtures	1,535	2,851	0	0	1,535	2,851
Infrastructure						
Roads	7,578,125	7,196,427	0	0	7,578,125	7,196,427
Sidewalks	696,593	744,169	0	0	696,593	744,169
Storm Sewers	9,192,293	9,483,007	3,383,568	3,460,136	12,575,861	12,943,143
Bridges	149,623	156,219	0	0	149,623	156,219
Dam	330,057	338,107	995,672	1,019,957	1,325,729	1,358,064
Culverts	1,055,509	1,101,051	265,823	274,130	1,321,332	1,375,181
Totals	\$38,354,172	\$38,333,489	\$4,962,328	\$5,121,965	\$43,316,500	\$43,455,454

The most significant addition in capital assets is in the area of roads and buildings and improvements. During 2013, the City completed the Hadcock Road Phase II project as well as the upgrades to the police and fire dispatch center. Additionally, a significant amount of work was performed the Grafton Road and the Ohio EIP Storm Water projects. The costs for these projects are included in construction in progress category. For additional information see Note 12 to the basic financial statements.

City of Brunswick, Ohio
Management's Discussion and Analysis
For the Year Ended December 31, 2013
Unaudited

The City has purchased approximately one hundred forty-four acres of land for the Brunswick Lake project and had previously designated approximately seventy-seven acres of the one hundred forty-four acres to be resold and developed in accordance with an approved master plan. As of December 31, 2013, the City has sold or entered into an agreement to sell approximately seventy-seven acres. On February 25, 2009, the City sold approximately sixteen acres to Zarembo Brunswick Associates, LLC. The land was sold in exchange for \$779,536 in cash and escrow deposits on hand plus a \$394,040 note receivable with 4 percent simple interest payable upon the sale of individual “blanks” of land or four years, whichever is earlier. On April 22, 2013, the City amended the agreement by Ordinance Number 123-12 resulting in the interest to be forgiven in exchange for additional note principal of \$31,500, which is disclosed as a special item in the financial statements. On August 26, 2013 Council passed Ordinance Number 66-13 to sell approximately seventeen acres to McKinley Development Company, LLC in three different phases.

The Administration continues to seek grants for infrastructure projects, State and/or federal grant entitlements and stimulus and various other small grants serving a variety of purposes. In 2013, the City received federal grants for these purposes as awarded by the United States Department of Defense, United States Department of Homeland Security, United States Department of Housing and Urban Development, United States Department of Justice and the United States Department of Transportation. The City received Issue II State grant and/or zero percent loan monies for our Hadcock Road Phase II, Hadcock Road Phase III, and Grafton Road improvements and the El Dorado storm sewer improvements. It is through these grants and entitlements, along with our capital replacement programs, bonds and transfers that we are able to improve upon our capital assets.

Debt

Table 4 summarizes bonds, notes and loans outstanding.

Table 4
Outstanding Debt at Year End

	Governmental Activities		Business-Type Activities		Total	
	2013	2012	2013	2012	2013	2012
General Obligation Bonds	\$1,371,881	\$1,427,594	\$5,147,121	\$5,401,491	\$6,519,002	\$6,829,085
Special Assessment Bonds	1,265,287	1,404,023	0	0	1,265,287	1,404,023
OPWC Loans	261,578	288,930	0	0	261,578	288,930
Capital Leases	27,668	54,059	351,391	230,400	379,059	284,459
Totals	<u>\$2,926,414</u>	<u>\$3,174,606</u>	<u>\$5,498,512</u>	<u>\$5,631,891</u>	<u>\$8,424,926</u>	<u>\$8,806,497</u>

2013 marked the second year of the City’s stormwater management fee and related programs. All storm water fees collected are utilized for expenses relating to stormwater improvements and maintenance, including debt obligations.

City of Brunswick, Ohio
Management's Discussion and Analysis
For the Year Ended December 31, 2013
Unaudited

The general obligation bonds outstanding in Governmental Activities are composed of a Capital Improvement Bond for the City-wide Traffic Signalization project. These bonds are paid with monies received from Motor Vehicle License taxes from the state highway fund. The general obligation bonds outstanding in Business-Type Activities are composed of Capital Improvement Bond for stormsewer infrastructure and stormwater improvements at Brunswick Lake. These bonds are paid with monies received from stormwater fees.

The special assessment bonds consist of capital improvement, Laurel Road West Waterline, Grafton Road Improvement, South Industrial Parkway Improvements, Laurel Road Improvement, and the portion of costs associated with the improvements and dredging of the Brunswick Lake Dam. Principal and interest for these bonds are paid from the collection of special assessments from the benefited property owners.

The outstanding capital lease as of December 31, 2013 represents a lease for the acquisition of a gradall.

The outstanding Ohio Public Works Commission loans represent interest free loans obtained to finance the Fireside Twin Storm, Highland Drive and El Dorado storm sewer projects and Grafton/Hadcock and Hadcock Road Phase II road projects. The loans associated with storm sewer projects will be repaid with stormwater fees and the loans associated with road improvements will be paid for with municipal income tax, intergovernmental monies associated with gas and motor vehicle taxes, and or general fund transfer monies.

For information on the City's debt limitation (voted and unvoted) and additional information on the City's debt see the statistical section and Note 14 to the basic financial statements.

Current Financial Related Activities

The City is ideally situated on Interstate 71, approximately twenty-five minutes from Cleveland, Ohio and approximately fifteen minutes from Cleveland Hopkins International Airport. Interstate 71 is intersected by State Route 303 and provides a perfect separation for industrial development east of Interstate 71 and commercial and residential development west of Interstate 71. The City enjoys two industrial parks on the east side of Interstate 71.

Brunswick's local economy has improved over the last couple of years and continues to outperform most other cities in Ohio. According to the Ohio Department of Job and Family Services civilian labor force estimates, the City of Brunswick's unemployment rate equaled 6.8 percent in February 2014. This was a considerable improvement from 2011 when the City's unemployment rate was 8.0 percent.

The City of Brunswick has committed itself to financial excellence and has a history of doing just that. The City has received the Government Finance Officers Award Certificate of Achievement for Excellence since 1982 (with the exception of 1986). Our commitment to our residents has always been one of full disclosure of the financial position of the City.

In the last nine years, the City of Brunswick has also received six State Auditor Awards for our outstanding commitment to the highest standards of financial reporting. This recognition award is given to a select percent of governments in the State of Ohio for not only meeting the strict standards established by the United States Government Finance Officers Association, but also for building sound internal accounting controls that provide for the safeguarding, reliability and accountability of financial records and City assets. The latest award also stipulated that the citizens represented are well served by our effective and accountable financial practices.

City of Brunswick, Ohio
Management's Discussion and Analysis
For the Year Ended December 31, 2013
Unaudited

These awards would not have been possible without the hard work of the Finance Committee, Finance Department staff, City Administration, and Local Government Services Section of the Auditor of State's office. It is a great honor for the City of Brunswick to be able to place itself in the top percent of all governments in the State of Ohio and we look forward to maintaining excellence in financial reporting and internal accounting controls in the years to come.

Contacting the City's Finance Department

This financial report is designed to provide our citizens, taxpayers, creditors and investors with a general overview of the City's finances and show the City's accountability for all money it receives, spends or invests. If you have any questions about this report or need financial information contact the Director of Finance, Todd Fischer, 4095 Center Road Brunswick, Ohio 44212, telephone (330) 225-9144 or the website at www.brunswick.oh.us.

Basic Financial Statements

City of Brunswick, Ohio
Statement of Net Position
December 31, 2013

	Governmental Activities	Business-Type Activities	Total
Assets			
Equity in Pooled Cash and Cash Equivalents	\$22,535,137	\$1,533,095	\$24,068,232
Cash and Cash Equivalents:			
With Fiscal Agents	647	0	647
Investments	12,664	0	12,664
Accounts Receivable	281,967	665,320	947,287
Accrued Interest Receivable	3,339	0	3,339
Intergovernmental Receivable	2,004,966	124,677	2,129,643
Internal Balances	152,500	(152,500)	0
Materials and Supplies Inventory	163,898	0	163,898
Income Taxes Receivable	8,218,043	0	8,218,043
Property Tax Receivable	1,545,018	0	1,545,018
Special Assessments Receivable	1,275,311	0	1,275,311
Notes Receivable	275,590	0	275,590
Assets Held for Resale	837,210	0	837,210
Nondepreciable Capital Assets	10,234,594	171,279	10,405,873
Depreciable Capital Assets, Net	28,119,578	4,791,049	32,910,627
<i>Total Assets</i>	<u>75,660,462</u>	<u>7,132,920</u>	<u>82,793,382</u>
Liabilities			
Accounts Payable	317,982	5,155	323,137
Contracts Payable	24,552	782	25,334
Accrued Wages	635,923	4,777	640,700
Vacation Benefits Payable	192,578	1,499	194,077
Matured Interest Payable	647	0	647
Accrued Interest Payable	8,981	15,541	24,522
Long-Term Liabilities:			
Due Within One Year	295,091	268,886	563,977
Due in More Than One Year	3,083,566	5,232,099	8,315,665
<i>Total Liabilities</i>	<u>4,559,320</u>	<u>5,528,739</u>	<u>10,088,059</u>
Deferred Inflows of Resources			
Property Taxes	1,475,483	0	1,475,483
Net Position			
Net Investment in Capital Assets	35,531,358	(443,159)	35,088,199
Restricted for:			
Capital Projects	5,665,555	0	5,665,555
Debt Service	2,288,361	0	2,288,361
Police	5,506,700	0	5,506,700
Fire	3,925,584	0	3,925,584
Transportation	3,076,455	0	3,076,455
Community Improvement	55,876	0	55,876
Other Purposes	832,129	0	832,129
Unrestricted	12,743,641	2,047,340	14,790,981
<i>Total Net Position</i>	<u>\$69,625,659</u>	<u>\$1,604,181</u>	<u>\$71,229,840</u>

See accompanying notes to the basic financial statements

City of Brunswick, Ohio
Statement of Activities
For the Year Ended December 31, 2013

	Program Revenues			
	Expenses	Charges for Services, Sales and Operating Assessments	Operating Grants, Contributions and Interest	Capital Grants and Contributions
Governmental Activities				
General Government	\$2,754,245	\$825,597	\$0	\$60,191
Security of Persons and Property	10,305,243	1,286,645	301,483	0
Transportation	3,281,244	53,991	1,849,570	1,000,229
Community Environment	1,312,329	408,276	29,141	0
Public Health Services	33,065	3,132	0	0
Leisure Time Activities	1,692,973	1,208,100	0	0
Interest and Fiscal Charges	115,482	0	0	0
<i>Total Governmental Activities</i>	19,494,581	3,785,741	2,180,194	1,060,420
Business-Type Activities				
Refuse	2,474,573	2,622,715	0	0
Stormwater	617,022	1,169,694	0	0
<i>Total Business-Type Activities</i>	3,091,595	3,792,409	0	0
<i>Totals</i>	<u>\$22,586,176</u>	<u>\$7,578,150</u>	<u>\$2,180,194</u>	<u>\$1,060,420</u>

General Revenues

Property Taxes Levied for:

General Purposes

Police

Income Taxes Levied for:

General Purposes

Capital Projects

Debt Service

Fire

Street Repair and Maintenance

Police

Brunswick Transit Alternative

Parks

Grants and Entitlements not Restricted
to Specific Programs

Interest

Other

Total General Revenues

Change in Net Position

Net Position Beginning of Year

Net Position End of Year

See accompanying notes to the basic financial statements

Net (Expense) Revenue
and Changes in Net Position

Governmental Activities	Business-Type Activities	Total
(\$1,868,457)	\$0	(\$1,868,457)
(8,717,115)	0	(8,717,115)
(377,454)	0	(377,454)
(874,912)	0	(874,912)
(29,933)	0	(29,933)
(484,873)	0	(484,873)
(115,482)	0	(115,482)
(12,468,226)	0	(12,468,226)
0	148,142	148,142
0	552,672	552,672
0	700,814	700,814
(12,468,226)	700,814	(11,767,412)
1,394,972	0	1,394,972
184,481	0	184,481
2,860,086	0	2,860,086
299,614	0	299,614
299,617	0	299,617
3,616,243	0	3,616,243
1,007,855	0	1,007,855
6,537,500	0	6,537,500
130,330	0	130,330
463,655	0	463,655
746,287	0	746,287
32,156	0	32,156
40,272	0	40,272
17,613,068	0	17,613,068
5,144,842	700,814	5,845,656
64,480,817	903,367	65,384,184
\$69,625,659	\$1,604,181	\$71,229,840

City of Brunswick, Ohio

Balance Sheet

Governmental Funds

December 31, 2013

	General	Fire Department	Street Repair and Maintenance	Police	Road Improvement
Assets					
Equity in Pooled Cash and Cash Equivalents	\$6,827,181	\$1,937,735	\$1,771,562	\$2,142,370	\$4,566,717
Cash and Cash Equivalents:					
With Fiscal Agents	0	0	0	0	0
Investments	0	0	0	0	0
Receivables:					
Income Taxes	698,534	2,177,781	595,808	4,047,386	0
Property Taxes	1,364,553	0	0	180,465	0
Accounts	159,474	122,493	0	0	0
Interfund	2,170,341	0	0	0	0
Loans to Other Funds	1,411,286	0	0	0	0
Intergovernmental	418,642	0	741,931	30,189	488,062
Accrued Interest	3,339	0	0	0	0
Notes	0	0	0	0	0
Special Assessments	0	0	0	0	0
Materials and Supplies Inventory	0	685	117,906	7,937	0
Assets Held for Resale	0	0	0	0	0
Restricted Assets:					
Equity in Pooled Cash and Cash Equivalents	27,140	0	0	0	0
Total Assets	\$13,080,490	\$4,238,694	\$3,227,207	\$6,408,347	\$5,054,779
Liabilities					
Accounts Payable	\$66,549	\$52,118	\$28,973	\$93,542	\$0
Contracts Payable	0	0	0	0	2,377
Accrued Wages	118,678	149,183	51,896	282,933	0
Interfund Payable	0	0	0	0	749,442
Loans from Other Funds	0	0	0	0	0
Matured Interest Payable	0	0	0	0	0
Total Liabilities	185,227	201,301	80,869	376,475	751,819
Deferred Inflows of Resources					
Property Taxes	1,303,041	0	0	172,442	0
Unavailable Revenue	1,140,247	1,990,447	1,144,601	3,604,878	104,584
Total Deferred Inflows of Resources	2,443,288	1,990,447	1,144,601	3,777,320	104,584
Fund Balances					
Nonspendable	1,438,426	685	117,906	7,937	0
Restricted	0	2,046,261	1,883,831	2,246,615	4,194,481
Committed	534,805	0	0	0	0
Assigned	1,804,755	0	0	0	3,895
Unassigned (Deficit)	6,673,989	0	0	0	0
Total Fund Balances	10,451,975	2,046,946	2,001,737	2,254,552	4,198,376
Total Liabilities, Deferred Inflows of Resources and Fund Balances	\$13,080,490	\$4,238,694	\$3,227,207	\$6,408,347	\$5,054,779

See accompanying notes to the basic financial statements

City of Brunswick, Ohio
*Reconciliation of Total Governmental Fund Balances to
Net Position of Governmental Activities
December 31, 2013*

Other Governmental Funds	Total Governmental Funds		
		Total Governmental Fund Balances	\$24,688,106
		<i>Amounts reported for governmental activities in the statement of net position are different because</i>	
\$5,262,432	\$22,507,997	Capital assets used in governmental activities are not financial resources and therefore are not reported in the funds.	38,354,172
647	647	Other long-term assets are not available to pay for current-period expenditures and therefore are deferred inflows in the funds.	
12,664	12,664	Delinquent Property Taxes	69,535
698,534	8,218,043	Income Tax	7,253,589
0	1,545,018	Special Assessments	1,275,311
0	281,967	Grants and Entitlements	1,434,594
0	2,170,341	Charges for Services	127,819
0	1,411,286	Interest	<u>2,749</u>
326,142	2,004,966		
0	3,339	Total	10,163,597
275,590	275,590	In the statement of activities interest is accrued on outstanding bonds, whereas in governmental funds, an interest expenditure is reported when due.	(8,981)
1,275,311	1,275,311	Vacation benefits payable is a contractually required benefit not expected to be paid with expendable available financial resources and therefore not reported in the funds.	(192,578)
37,370	163,898	Long-term liabilities are not due and payable in the current period and therefore are not reported in the funds.	
837,210	837,210	General Obligation Bonds	(1,371,881)
0	27,140	Special Assessment Bonds	(1,265,287)
<u>\$8,725,900</u>	<u>\$40,735,417</u>	Capital Leases	(27,668)
\$76,800	\$317,982	OPWC Loan	(261,578)
22,175	24,552	Compensated Absences	<u>(452,243)</u>
33,233	635,923	Total	<u>(3,378,657)</u>
1,268,399	2,017,841	<i>Net Position of Governmental Activities</i>	<u><u>\$69,625,659</u></u>
1,411,286	1,411,286		
647	647		
<u>2,812,540</u>	<u>4,408,231</u>		
0	1,475,483		
2,178,840	10,163,597		
<u>2,178,840</u>	<u>11,639,080</u>		
37,370	1,602,324		
2,727,483	13,098,671		
1,255,551	1,790,356		
28,746	1,837,396		
(314,630)	6,359,359		
<u>3,734,520</u>	<u>24,688,106</u>		
<u>\$8,725,900</u>	<u>\$40,735,417</u>		

City of Brunswick, Ohio
Statement of Revenues, Expenditures and Changes in Fund Balances
Governmental Funds
For the Year Ended December 31, 2013

	General	Fire Department	Street Repair and Maintenance	Police	Road Improvement
Revenues					
Property Taxes	\$1,412,935	\$0	\$0	\$186,824	\$0
Municipal Income Tax	2,829,631	3,469,088	950,850	6,264,013	0
Charges for Services	161,821	630,928	17,904	83,861	0
Special Assessments	0	0	0	0	0
Licenses, Permits and Fees	1,244,881	0	1,910	0	0
Fines and Forfeitures	0	0	0	513,566	0
Intergovernmental	806,642	3,914	1,486,816	84,657	645,937
Contributions and Donations	0	0	0	0	32,283
Sales	0	0	0	0	0
Interest	32,115	0	0	0	0
Other	30,960	3,379	2,021	16,561	0
<i>Total Revenues</i>	<u>6,518,985</u>	<u>4,107,309</u>	<u>2,459,501</u>	<u>7,149,482</u>	<u>678,220</u>
Expenditures					
Current:					
General Government	2,565,901	0	0	0	0
Security and Persons and Property	92,902	3,439,126	0	6,430,292	0
Transportation	0	0	2,082,582	0	0
Community Environment	965,133	0	0	0	0
Public Health Services	10,105	0	0	0	0
Leisure Time Activities	166,940	0	0	0	0
Capital Outlay	0	0	0	0	713,737
Debt Service:					
Principal Retirement	0	0	26,391	0	32,283
Interest and Fiscal Charges	0	0	2,617	0	0
<i>Total Expenditures</i>	<u>3,800,981</u>	<u>3,439,126</u>	<u>2,111,590</u>	<u>6,430,292</u>	<u>746,020</u>
<i>Excess of Revenues Over (Under) Expenditures</i>	<u>2,718,004</u>	<u>668,183</u>	<u>347,911</u>	<u>719,190</u>	<u>(67,800)</u>
Other Financing Sources (Uses)					
OPWC Loans Issued	0	0	0	0	4,931
Transfers In	0	0	0	0	1,008,837
Transfers Out	(1,551,837)	0	0	0	0
<i>Total Other Financing Sources (Uses)</i>	<u>(1,551,837)</u>	<u>0</u>	<u>0</u>	<u>0</u>	<u>1,013,768</u>
<i>Net Change in Fund Balances</i>	1,166,167	668,183	347,911	719,190	945,968
<i>Fund Balances Beginning of Year</i>	<u>9,285,808</u>	<u>1,378,763</u>	<u>1,653,826</u>	<u>1,535,362</u>	<u>3,252,408</u>
<i>Fund Balances End of Year</i>	<u>\$10,451,975</u>	<u>\$2,046,946</u>	<u>\$2,001,737</u>	<u>\$2,254,552</u>	<u>\$4,198,376</u>

See accompanying notes to the basic financial statements

City of Brunswick, Ohio
*Reconciliation of the Statement of Revenues, Expenditures and Changes
in Fund Balances of Governmental Funds to the Statement of Activities
For the Year Ended December 31, 2013*

Other Governmental Funds	Total Governmental Funds		
		Net Change in Fund Balances -Total Governmental Funds	\$4,678,779
		<i>Amounts reported for governmental activities in the statement of activities are different because:</i>	
		Governmental funds report capital outlays as expenditures.	
		However, in the statement of activities, the cost of those assets is allocated over their estimated useful lives as depreciation expense. This is the amount by which capital outlays exceeded depreciation in the current period.	
\$0	\$1,599,759	Capital Asset Additions	1,743,205
1,146,014	14,659,596	Current Year Depreciation	<u>(1,722,522)</u>
1,151,584	2,046,098	Total	20,683
205,990	205,990		
38,690	1,285,481		
37,624	551,190		
891,533	3,919,499		
0	32,283		
85	85		
27	32,142		
48,073	100,994		
<u>3,519,620</u>	<u>24,433,117</u>		
		Revenues in the statement of activities that do not provide current financial resources are not reported as revenues in the funds.	
		Delinquent Property Taxes	(20,306)
		Income Tax	555,304
		Special Assessment	(145,799)
		Grants and Entitlements	(25,072)
		Charges for Services	(97,113)
		Interest	14
		Other	<u>(60,722)</u>
		Total	206,306
31,793	2,597,694		
211,170	10,173,490		
383,368	2,465,950		
48,150	1,013,283		
0	10,105		
1,366,463	1,533,403		
882,006	1,595,743		
188,607	247,281		
119,703	122,320		
<u>3,231,260</u>	<u>19,759,269</u>		
		OPWC loans issued in the governmental funds increase long-term liabilities in the statement of net position are not reported as revenues in the statement of activities.	
			(4,931)
		Repayment of debt principal is an expenditure in the governmental funds, but the repayment reduces long-term liabilities in the statement of net position.	
			247,281
		Some expenses reported in the statement of activities do not require the use of current financial resources and therefore are not reported as expenditures in governmental funds.	
288,360	4,673,848	Accrued Interest on Bonds	996
		Amortization of Bond Premium	<u>5,842</u>
		Total	6,838
0	4,931		
654,508	1,663,345		
(111,508)	(1,663,345)		
<u>543,000</u>	<u>4,931</u>		
		Some expenses reported in the statement of activities do not require the use of current financial resources and therefore are not reported as expenditures in governmental funds.	
831,360	4,678,779	Compensated Absences	(3,722)
		Vacation Benefits Payable	<u>(6,392)</u>
2,903,160	20,009,327	Total	<u>(10,114)</u>
<u>\$3,734,520</u>	<u>\$24,688,106</u>		
		<i>Change in Net Position of Governmental Activities</i>	<u><u>\$5,144,842</u></u>

City of Brunswick, Ohio
Statement of Revenues, Expenditures and Changes
in Fund Balance - Budget (Non-GAAP Basis) and Actual
General Fund
For the Year Ended December 31, 2013

	Budgeted Amounts		Actual	Variance with Final Budget Positive (Negative)
	Original	Final		
Revenues				
Property Taxes	\$1,400,468	\$1,400,468	\$1,412,935	\$12,467
Municipal Income Tax	2,609,441	2,609,441	2,833,994	224,553
Charges for Services	104,797	162,646	163,246	600
Licenses, Permits and Fees	592,414	919,432	988,382	68,950
Fines and Forfeitures	902	1,400	1,350	(50)
Intergovernmental	573,334	889,819	908,407	18,588
Interest	20,160	31,289	32,260	971
Other	48,648	44,462	32,945	(11,517)
<i>Total Revenues</i>	5,350,164	6,058,957	6,373,519	314,562
Expenditures				
Current:				
General Government	3,503,015	3,434,022	2,872,801	561,221
Security of Persons and Property	101,616	98,874	92,942	5,932
Community Environment	829,973	806,829	674,960	131,869
Public Health Services	10,585	13,835	10,105	3,730
Leisure Time Activities	150,818	175,438	166,103	9,335
<i>Total Expenditures</i>	4,596,007	4,528,998	3,816,911	712,087
<i>Excess of Revenues Over Expenditures</i>	754,157	1,529,959	2,556,608	1,026,649
Other Financing Sources (Uses)				
Advances In	635,040	635,040	635,040	0
Advances Out	(1,401,136)	(1,401,136)	(1,401,136)	0
Transfers Out	(67,142)	(1,637,928)	(1,551,837)	86,091
<i>Total Other Financing Sources (Uses)</i>	(833,238)	(2,404,024)	(2,317,933)	86,091
<i>Net Change in Fund Balance</i>	(79,081)	(874,065)	238,675	1,112,740
<i>Fund Balance Beginning of Year</i>	5,406,816	5,406,816	5,406,816	0
Prior Year Encumbrances Appropriated	292,367	292,367	292,367	0
<i>Fund Balance End of Year</i>	\$5,620,102	\$4,825,118	\$5,937,858	\$1,112,740

See accompanying notes to the basic financial statements

City of Brunswick, Ohio
Statement of Revenues, Expenditures and Changes
in Fund Balance - Budget (Non-GAAP Basis) and Actual
Fire Department Fund
For the Year Ended December 31, 2013

	Budgeted Amounts		Actual	Variance with Final Budget Positive (Negative)
	Original	Final		
Revenues				
Municipal Income Tax	\$3,390,000	\$3,390,000	\$3,475,000	\$85,000
Charges for Services	551,534	549,000	595,383	46,383
Intergovernmental	44,117	43,914	3,914	(40,000)
Other	130	129	3,379	3,250
<i>Total Revenues</i>	3,985,781	3,983,043	4,077,676	94,633
Expenditures				
Current:				
Security of Persons and Property	3,711,681	3,877,671	3,651,612	226,059
<i>Net Change in Fund Balance</i>	274,100	105,372	426,064	320,692
<i>Fund Balance Beginning of Year</i>	1,338,097	1,338,097	1,338,097	0
Prior Year Encumbrances Appropriated	23,637	23,637	23,637	0
<i>Fund Balance End of Year</i>	<u>\$1,635,834</u>	<u>\$1,467,106</u>	<u>\$1,787,798</u>	<u>\$320,692</u>

See accompanying notes to the basic financial statements

City of Brunswick, Ohio
Statement of Revenues, Expenditures and Changes
in Fund Balance - Budget (Non-GAAP Basis) and Actual
Street Repair and Maintenance Fund
For the Year Ended December 31, 2013

	Budgeted Amounts		Actual	Variance with Final Budget Positive (Negative)
	Original	Final		
Revenues				
Municipal Income Tax	\$810,000	\$810,000	\$950,000	\$140,000
Charges for Services	3,860	3,830	17,904	14,074
Licenses, Permits and Fees	1,864	1,850	1,910	60
Intergovernmental	1,480,199	1,468,858	1,483,861	15,003
Other	2,035	2,019	2,021	2
<i>Total Revenues</i>	2,297,958	2,286,557	2,455,696	169,139
Expenditures				
Current:				
Transportation	2,545,971	2,539,708	2,257,472	282,236
<i>Net Change in Fund Balance</i>	(248,013)	(253,151)	198,224	451,375
<i>Fund Balance Beginning of Year</i>	1,254,995	1,254,995	1,254,995	0
Prior Year Encumbrances Appropriated	146,155	146,155	146,155	0
<i>Fund Balance End of Year</i>	<u>\$1,153,137</u>	<u>\$1,147,999</u>	<u>\$1,599,374</u>	<u>\$451,375</u>

See accompanying notes to the basic financial statements

City of Brunswick, Ohio
Statement of Revenues, Expenditures and Changes
in Fund Balance - Budget (Non-GAAP Basis) and Actual
Police Fund
For the Year Ended December 31, 2013

	Budgeted Amounts		Actual	Variance with Final Budget Positive (Negative)
	Original	Final		
Revenues				
Property Taxes	\$175,553	\$185,649	\$186,824	\$1,175
Municipal Income Tax	6,115,000	6,115,000	6,275,000	160,000
Charges for Services	72,931	77,125	83,861	6,736
Fines and Forfeitures	482,264	510,000	513,566	3,566
Intergovernmental	103,477	109,428	90,282	(19,146)
Other	46	10,985	16,561	5,576
<i>Total Revenues</i>	6,949,271	7,008,187	7,166,094	157,907
Expenditures				
Current:				
Security of Persons and Property	6,829,320	6,991,268	6,556,319	434,949
<i>Net Change in Fund Balance</i>	119,951	16,919	609,775	592,856
<i>Fund Balance Beginning of Year</i>	1,444,026	1,444,026	1,444,026	0
Prior Year Encumbrances Appropriated	49,727	49,727	49,727	0
<i>Fund Balance End of Year</i>	\$1,613,704	\$1,510,672	\$2,103,528	\$592,856

See accompanying notes to the basic financial statements

City of Brunswick, Ohio
Statement of Fund Net Position
Proprietary Funds
December 31, 2013

	Business-Type Activities		
	Refuse	Stormwater	Total
Assets			
<i>Current Assets</i>			
Equity in Pooled Cash and Cash Equivalents	\$607,555	\$925,540	\$1,533,095
Accounts Receivable	488,517	176,803	665,320
Intergovernmental Receivable	0	124,677	124,677
<i>Total Current Assets</i>	<u>1,096,072</u>	<u>1,227,020</u>	<u>2,323,092</u>
<i>Noncurrent Assets</i>			
Non Depreciable Capital Assets, Net	0	171,279	171,279
Depreciable Capital Assets, Net	130,075	4,660,974	4,791,049
<i>Total Noncurrent Assets</i>	<u>130,075</u>	<u>4,832,253</u>	<u>4,962,328</u>
<i>Total Assets</i>	<u>1,226,147</u>	<u>6,059,273</u>	<u>7,285,420</u>
Liabilities			
<i>Current Liabilities</i>			
Accounts Payable	1,181	3,974	5,155
Accrued Wages	3,807	970	4,777
Contracts Payable	0	782	782
Interfund Payable	0	152,500	152,500
Vacation Benefits Payable	1,389	110	1,499
Accrued Interest Payable	0	15,541	15,541
OPWC Loans Payable	0	14,829	14,829
General Obligation Bonds Payable	0	253,712	253,712
Compensated Absences Payable	250	95	345
<i>Total Current Liabilities</i>	<u>6,627</u>	<u>442,513</u>	<u>449,140</u>
<i>Long-Term Liabilities (net of current portion)</i>			
OPWC Loans Payable	0	336,562	336,562
General Obligation Bonds Payable	0	4,893,409	4,893,409
Compensated Absences Payable	1,540	588	2,128
<i>Total Long-Term Liabilities</i>	<u>1,540</u>	<u>5,230,559</u>	<u>5,232,099</u>
<i>Total Liabilities</i>	<u>8,167</u>	<u>5,673,072</u>	<u>5,681,239</u>
Net Position			
Net Investment in Capital Assets	130,075	(573,234)	(443,159)
Unrestricted	1,087,905	959,435	2,047,340
<i>Total Net Position</i>	<u>\$1,217,980</u>	<u>\$386,201</u>	<u>\$1,604,181</u>

See accompanying notes to the basic financial statements

City of Brunswick, Ohio
*Statement of Revenues, Expenses
and Changes in Fund Net Position
Proprietary Funds
For the Year Ended December 31, 2013*

	Business-Type Activities		
	Refuse	Stormwater	Total
Operating Revenues			
Charges for Services	\$2,622,715	\$1,169,694	\$3,792,409
Operating Expenses			
Salaries and Wages	54,803	20,363	75,166
Fringe Benefits	38,030	5,043	43,073
Purchased Services	2,357,539	100,801	2,458,340
Materials and Supplies	127	10,912	11,039
Depreciation	24,074	113,090	137,164
<i>Total Operating Expenses</i>	2,474,573	250,209	2,724,782
<i>Operating Income</i>	148,142	919,485	1,067,627
Non-Operating Expenses			
Interest and Fiscal Charges	0	(189,618)	(189,618)
Loss on Disposal of Capital Assets	0	(177,195)	(177,195)
Total Non-Operating Expenses	0	(366,813)	(366,813)
<i>Change in Net Position</i>	148,142	552,672	700,814
<i>Net Position (Deficit) Beginning of Year</i>	1,069,838	(166,471)	903,367
<i>Net Position End of Year</i>	\$1,217,980	\$386,201	\$1,604,181

See accompanying notes to the basic financial statements

City of Brunswick, Ohio
Statement of Cash Flows
Proprietary Funds
For the Year Ended December 31, 2013

	Business-Type Activities		
	Refuse	Stormwater	Total
<i>Increase (Decrease) in Cash and Cash Equivalents</i>			
Cash Flows from Operating Activities			
Cash Received From Customers	\$2,582,037	\$1,129,374	\$3,711,411
Cash Payments to Suppliers for Goods and Services	(2,357,666)	(130,472)	(2,488,138)
Cash Payment for Employee Services	(54,803)	(20,363)	(75,166)
Cash Payment for Employee Benefits	(37,105)	(4,453)	(41,558)
<i>Net Cash Provided by Operating Activities</i>	<u>132,463</u>	<u>974,086</u>	<u>1,106,549</u>
Cash Flows from Noncapital Financing Activities			
Advances In	0	152,500	152,500
Cash Flows From Capital and Related Financing Activities			
OPWC Loans Issued	0	11,144	11,144
Principal Paid on OPWC Loans	0	(14,830)	(14,830)
Principal Paid on Capital Improvement Bonds	0	(249,110)	(249,110)
Interest Paid on Capital Improvement Bonds	0	(195,640)	(195,640)
Payments for Capital Acquisitions	0	(153,940)	(153,940)
<i>Net Cash Used for Capital and Related Financing Activities</i>	<u>0</u>	<u>(602,376)</u>	<u>(602,376)</u>
<i>Net Increase in Cash and Cash Equivalents</i>	132,463	524,210	656,673
Cash and Cash Equivalents Beginning of Year	475,092	401,330	876,422
Cash and Cash Equivalents End of Year	<u>\$607,555</u>	<u>\$925,540</u>	<u>\$1,533,095</u>
Reconciliation of Operating Income to Net Cash Provided by Operating Activities			
<i>Operating Income</i>	<u>\$148,142</u>	<u>\$919,485</u>	<u>\$1,067,627</u>
Adjustments:			
Depreciation	24,074	113,090	137,164
Increase in Accounts Receivable	(40,678)	(40,320)	(80,998)
<i>Increase (Decrease) in Liabilities:</i>			
Accounts Payable	(134)	(18,735)	(18,869)
Accrued Wages	608	264	872
Vacation Benefits Payable	388	110	498
Compensated Absences Payable	63	192	255
<i>Total Adjustments</i>	<u>(15,679)</u>	<u>54,601</u>	<u>38,922</u>
<i>Net Cash Provided by Operating Activities</i>	<u>\$132,463</u>	<u>\$974,086</u>	<u>\$1,106,549</u>

Noncash Capital and Related Financing Activities

The Stormwater fund incurred an OPWC liability in relation to work completed and approved but the proceeds were not received by year end. A corresponding intergovernmental receivable was recorded in the amount of \$124,677 for the requested and approved reimbursement on the project.

See accompanying notes to the basic financial statements

City of Brunswick, Ohio
Statement of Fiduciary Assets and Liabilities
Agency Funds
December 31, 2013

Assets	
Equity in Pooled Cash and Cash Equivalents	\$568,398
Cash and Cash Equivalents in Segregated Accounts	<u>2,228</u>
<i>Total Assets</i>	<u><u>\$570,626</u></u>
Liabilities	
Undistributed Assets	<u><u>\$570,626</u></u>

See accompanying notes to the basic financial statements

City of Brunswick, Ohio
Notes to the Basic Financial Statements
For the Year Ended December 31, 2013

Note 1 - Description of the City and Reporting Entity

The City of Brunswick (the "City") is a charter municipal corporation, incorporated under the laws of the State of Ohio. The City operates under a part-time Council and full-time City Manager form of government. The Mayor is elected to a four year term and performs ceremonial and judicial functions. Members of Council are elected to 4 year staggered terms.

Reporting Entity

The reporting entity is comprised of the primary government, component units and other organizations that are included to ensure that the financial statements are not misleading. The primary government consists of all funds, departments, boards and agencies that are not legally separate from the City. For the City of Brunswick, this includes the agencies and departments that provide the following services: police and fire protection, emergency medical, parks and recreation, planning, zoning, street maintenance and repair and general administrative services.

Component units are legally separate organizations for which the City is financially accountable. The City is financially accountable for an organization if the City appoints a voting majority of the organization's governing board and 1) the City is able to significantly influence the programs or services performed or provided by the organization; or 2) the City is legally entitled to or can otherwise access the organization's resources; the City is legally obligated or has otherwise assumed the responsibility to finance the deficits of, or provide financial support to, the organization; or the City is obligated for the debt of the organization. Component units may also include organizations that are fiscally dependent on the City in that the City approves the budget, the issuance of debt or levying of taxes. The City has no component units.

The City participates in the Southwest Council of Governments, Northeast Ohio Public Energy Council and Medway Drug Enforcement Agency as jointly governed organizations. Additional information is included in Note 18.

Note 2 - Summary of Significant Accounting Policies

The financial statements of the City have been prepared in conformity with generally accepted accounting principles (GAAP) as applied to local governmental units. The Governmental Accounting Standards Board (GASB) is the accepted standard-setting body for establishing governmental accounting and financial reporting principles. The most significant of the City's accounting policies are described below.

Basis of Presentation

The City's basic financial statements consist of government-wide statements, including a statement of net position and a statement of activities, and fund financial statements, which provide a more detailed level of financial information.

Government-wide Financial Statements The statement of net position and the statement of activities display information about the City as a whole. These statements include the financial activities of the primary government, except for fiduciary funds. The statements distinguish between those activities of the City that are governmental and those that are considered business-type.

City of Brunswick, Ohio
Notes to the Basic Financial Statements
For the Year Ended December 31, 2013

The statement of net position presents the financial condition of the governmental and business-type activities of the City at year-end. The statement of activities presents a comparison between direct expenses and program revenues for each program or function of the City's governmental activities and for the business-type activities of the City. Direct expenses are those that are specifically associated with a service, program or department and therefore clearly identifiable to a particular function. Program revenues include charges paid by the recipient of the goods or services offered by the program, grants and contributions that are restricted to meeting the operational or capital requirements of a particular program and interest earned on grants that is required to be used to support a particular program. Revenues which are not classified as program revenues are presented as general revenues of the City, with certain limited exceptions. The comparison of direct expenses with program revenues identifies the extent to which each governmental program or business activity is self-financing or draws from the general revenues of the City.

Fund Financial Statements During the year, the City segregates transactions related to certain City functions or activities in separate funds in order to aid financial management and to demonstrate legal compliance. Fund financial statements are designed to present financial information of the City at this more detailed level. The focus of the governmental and enterprise fund financial statements is on major funds. Each major fund is presented in a separate column. Nonmajor funds are aggregated and presented in a single column. Fiduciary funds are reported by type.

Fund Accounting

The City uses funds to maintain its financial records during the year. A fund is defined as a fiscal and accounting entity with a self-balancing set of accounts. There are three categories of funds: governmental, proprietary and fiduciary.

Governmental Fund Governmental funds are those through which most governmental functions are financed. Governmental fund reporting focuses on the sources, uses and balances of current financial resources. Expendable assets are assigned to the various governmental funds according to the purposes for which they may or must be used. Current liabilities are assigned to the fund from which they will be paid. The difference between governmental fund assets and deferred outflows of resources and governmental fund liabilities and deferred inflows of resources is reported as fund balance. The following are the City's major governmental funds:

General Fund The general fund accounts and reports for all financial resources except those required to be accounted for and reported in another fund. The general fund balance is available to the City for any purpose provided it is expended or transferred according to the Charter of the City of Brunswick and/or the general laws of Ohio.

Fire Department Special Revenue Fund The fire department fund accounts for and reports the .5 percent voted income tax levy proceeds restricted for the expenditures related to fire protection in the City.

Street Repair and Maintenance Special Revenue Fund The street repair and maintenance fund accounts for and reports State gasoline tax and motor vehicle registration fees restricted for maintenance of streets within the City as required by the Ohio Revised Code.

Police Special Revenue Fund The police fund accounts for and reports the .5 percent voted income tax levy proceeds restricted for the police department.

Road Improvement Capital Projects Fund The road improvement fund accounts for and reports debt proceeds, grant monies and transfers restricted and assigned for improvements to roads.

City of Brunswick, Ohio
Notes to the Basic Financial Statements
For the Year Ended December 31, 2013

The other governmental funds of the City account for grants and other resources whose use is restricted, committed or assigned to a particular purpose.

Proprietary Funds Proprietary fund reporting focuses on the determination of operating income, changes in net position, financial position and cash flows. Proprietary funds are classified as either enterprise or internal service. The City's only proprietary funds are enterprise funds.

Enterprise Fund Enterprise funds may be used to account for any activity for which a fee is charged to external users for goods or services. The City has two enterprise funds.

Refuse Fund The refuse fund accounts for the garbage collection services offered by the City to its residents.

Stormwater Fund The stormwater fund accounts for the activities of the City's stormwater management utility.

Fiduciary Funds Fiduciary fund reporting focuses on net position and changes in net position. The fiduciary fund category is split into four classifications: pension trust funds, investment trust funds, private-purpose trust funds and agency funds. Trust funds are used to account for assets held by the City under a trust agreement for individuals, private organizations, or other governments and are therefore not available to support the City's own programs. Agency funds are custodial in nature (assets equal liabilities) and do not involve measurement of results of operations. The City's only fiduciary funds are agency funds. The agency funds are used for performance bonds, collection and distribution of State monies, to accumulate employee contributions for future child care and health services and for expenditures for the local softball teams.

Measurement Focus

Government-wide Financial Statements The government-wide financial statements are prepared using a flow of economic resources measurement focus. All assets and deferred outflows of resources and all liabilities and deferred inflows of resources associated with the operation of the City are included on the Statement of Net Position. The Statement of Activities presents increases (i.e. revenues) and decreases (i.e. expenses) in total net position.

Fund Financial Statements All governmental funds are accounted for using a flow of current financial resources measurement focus. With this measurement focus, only current assets and deferred outflows of resources and current liabilities and deferred inflows of resources are generally included on the balance sheet. The statement of revenues, expenditures and changes in fund balances reports on the sources (i.e., revenues and other financing sources) and uses (i.e., expenditures and other financing uses) of current financial resources. This approach differs from the manner in which the governmental activities of the government-wide financial statements are prepared. Governmental fund financial statements therefore include a reconciliation with brief explanations to better identify the relationship between the government-wide statements and the statement for governmental funds.

Like the government-wide statements, all proprietary funds are accounted for on a flow of economic resources measurement focus. All assets and deferred outflows of resources and all liabilities and deferred inflows of resources associated with the operation of these funds are included on the statement of fund net position. The statement of revenues, expenses and changes in fund net position presents increases (i.e., revenues) and decreases (i.e., expenses) in total net position. The statement of cash flows provides information about how the City finances and meets the cash flow needs of its proprietary activities.

City of Brunswick, Ohio
Notes to the Basic Financial Statements
For the Year Ended December 31, 2013

Basis of Accounting

Basis of accounting determines when transactions are recorded in the financial records and reported on the financial statements. Government-wide financial statements are prepared using the accrual basis of accounting; proprietary and fiduciary funds also use the accrual basis of accounting. Government funds use the modified accrual basis of accounting. Differences in the accrual and modified accrual basis of accounting arise in the recognition of revenue, the recording of deferred inflows or resources and in the presentation of expenses versus expenditures.

Revenues – Exchange and Non-exchange Transactions Revenue resulting from exchange transactions, in which each party gives and receives essentially equal value, is recorded on the accrual basis when the exchange takes place. On a modified accrual basis, revenue is recorded in the year in which the resources are measurable and become available. Available means that the resources will be collected within the current year or are expected to be collected soon enough thereafter to be used to pay liabilities of the current year. For the City, available means expected to be received within thirty-one days of year-end.

Non-exchange transactions, in which the City receives value without directly giving equal value in return, include income taxes, property taxes, grants, entitlements and donations. On an accrual basis, revenue from income taxes is recognized in the period in which the income is earned. Revenue from property taxes is recognized in the year for which the taxes are levied. (See Note 8) Revenue from grants, entitlements and donations is recognized in the year in which all eligibility requirements have been satisfied. Eligibility requirements include timing requirements, which specify the year when the resources are required to be used or the year when use is first permitted, matching requirements, in which the City must provide local resources to be used for a specified purpose, and expenditure requirements, in which the resources are provided to the City on a reimbursement basis. On a modified accrual basis, revenue from non-exchange transactions must also be available before it can be recognized.

Under the modified accrual basis, the following revenue sources are considered to be both measurable and available at year-end: income tax, state-levied locally shared taxes (including gasoline tax and motor vehicle license fees), interest, fines and forfeitures, grants and fees.

Deferred Outflows/Inflows of Resources In addition to assets, the statements of financial position will sometimes report a separate section for deferred outflows of resources. Deferred outflows of resources, represents a consumption of net position that applies to a future period and will not be recognized as an outflow of resources (expense/expenditure) until then.

In addition to liabilities, the statements of financial position report a separate section for deferred inflows of resources. Deferred inflows of resources represent an acquisition of net position that applies to a future period and will not be recognized as an inflow of resources (revenue) until that time. For the City, deferred inflows of resources include property taxes and unavailable revenue. Property taxes represent amounts for which there is an enforceable legal claim as of December 31, 2013, but which were levied to finance fiscal year 2014 operations. These amounts have been recorded as a deferred inflow on both the government-wide statement of net position and the governmental fund financial statements. Unavailable revenue is reported only on the governmental funds balance sheet, and represents receivables which will not be collected within the available period. For the City unavailable revenue includes delinquent property taxes, income taxes, charges for service, special assessments, interest and intergovernmental grants. These amounts are deferred and recognized as an inflow of resources in the period the amounts become available.

City of Brunswick, Ohio
Notes to the Basic Financial Statements
For the Year Ended December 31, 2013

Expenses/Expenditures On the accrual basis of accounting, expenses are recognized when they are incurred.

The measurement focus of governmental fund accounting is on decreases in net financial resources (expenditures) rather than expenses. Expenditures are generally recognized in the accounting period in which the related fund liability is incurred, if measurable. Allocations of cost, such as depreciation and amortization, are not recognized in the governmental funds.

Budgetary Process

All funds, except agency funds, are legally required to be budgeted and appropriated. The traffic control equipment fund was not budgeted since no activity was anticipated and none occurred. The major documents prepared are the tax budget, the certificate of estimated resources, and the appropriations ordinance, all of which are prepared on the budgetary basis of accounting. The tax budget demonstrates a need for existing or increased tax rates. The certificate of estimated resources establishes a limit on the amount Council may appropriate. The appropriations ordinance is Council's authorization to spend resources and sets annual limits on expenditures plus encumbrances at the level of control selected by Council. The legal level of budgetary control has been established by City Council at the function level of expenditures by personal services and all other expenditure categories within each department for all funds pursuant to Ohio Revised Code Section 5705.38(C). Budgetary modifications may only be made by ordinance of the City Council at the legal level of control. The Finance Director has been authorized to allocate appropriations within expenditure categories as appropriated by Council. Budgetary statements are presented beyond the legal level of control for informational purposes only.

The certificate of estimated resources may be amended during the year if projected increases or decreases in revenue are identified by the Finance Director. The amounts reported as the original and final budgeted amounts on the budgetary statements reflect the amounts on the original and final amended official certificate of estimated resources when the original and final appropriations were enacted by Council.

The appropriations ordinance is subject to amendment throughout the year with the restriction that appropriations cannot exceed estimated resources. The amounts reported as the original budgeted amounts on the budgetary statements reflect the first appropriations ordinance for that fund that covered the entire year, including amounts automatically carried forward from prior years. The amounts reported as the final budgeted amounts represent the final appropriation amounts passed by Council during the year.

Cash and Cash Equivalents

To improve cash management, cash received by the City is pooled. Monies for all funds, including proprietary funds, are maintained in this pool. Individual fund integrity is maintained through City records. Interest in the pool is presented as "equity in pooled cash and cash equivalents".

The City has segregated bank accounts for monies held separate from the City's central bank account. These interest bearing depository accounts are presented as "cash and cash equivalents in segregated accounts" since they are not required to be deposited into the City treasury.

City of Brunswick, Ohio
Notes to the Basic Financial Statements
For the Year Ended December 31, 2013

The City utilizes a financial institution to service bonded debt as principal and interest payments come due. The balance in this account is presented as "cash and cash equivalents with fiscal agents" and represents deposits or short-term investments in certificates of deposit.

Investments are reported at fair value which is based on quoted market prices, with the exception of nonparticipating repurchase agreements, which are reported at cost.

During 2013, investments were limited to overnight repurchase agreements, a manuscript bond and State Treasury Asset Reserve of Ohio (STAR Ohio).

"Investments" on the basic financial statements represents a manuscript bond issued by the City and purchased by the debt service fund.

STAR Ohio is an investment pool managed by the State Treasurer's Office, which allows governments within the State to pool their funds for investment purposes. STAR Ohio is not registered with the SEC as an investment company, but does operate in a manner consistent with Rule 2a7 of the Investment Company Act of 1940. Investments in STAR Ohio are valued at STAR Ohio's net asset value per share which is the price the investment could be sold for on December 31, 2013.

Investment procedures are restricted by the provisions of the Ohio Revised Code. Interest revenue is distributed to the general fund, certain special revenue funds, debt service funds and certain capital projects funds. Interest revenue credited to the general fund during 2013 amounted to \$32,115, which includes \$23,174 assigned from other City funds.

Investments of the cash management pool and investments with an original maturity of three months or less at the time they are purchased by the City are presented on the financial statements as cash equivalents.

Restricted Assets

Assets are reported as restricted when limitations on their use change in nature or normal understanding of the availability of the asset. Such constraints are either externally imposed by creditors, contributors, grantors, or laws or other governments or imposed by law through constitutional provisions or enabling legislation. Restricted assets in the general fund represent money set aside for unclaimed monies.

Inventory

Inventories are presented at cost on a first-in, first-out basis and are expended/expensed when used. Inventory consists of expendable supplies held for consumption.

Assets Held for Resale

Assets held for resale represent land purchased by the City which will be sold for development purposes.

Capital Assets

General capital assets are capital assets which are associated with and generally arise from governmental activities. They generally result from expenditures in the governmental funds. These assets are reported in the governmental activities column of the government-wide statement of net position but are not reported in the fund financial statements. Capital assets utilized by the proprietary funds are reported both in the business-type activities column of the government-wide statement of net position and in the respective funds.

City of Brunswick, Ohio
Notes to the Basic Financial Statements
For the Year Ended December 31, 2013

All capital assets are capitalized at cost (or estimated historical cost) and updated for additions and retirements during the year. The City was able to estimate the historical cost for the initial reporting of infrastructure by backtrending (i.e., estimating the current replacement cost of the infrastructure to be capitalized and using an appropriate price-level index to deflate the cost to the acquisition year or estimated acquisition year). Donated capital assets are valued at their fair market values as of the date received. The City maintains a capitalization threshold of ten thousand dollars for infrastructure, zero dollars for land, works of art, computers and computer peripherals and five thousand dollars for all other assets. Improvements are capitalized; the costs of normal maintenance and repairs that do not add to the value of an asset or materially extend an asset's life are not. Interest incurred during the construction of proprietary fund capital assets is also capitalized.

All reported capital assets are depreciated except for land and construction in progress. Improvements are depreciated over the remaining useful lives of the related capital assets. Useful lives for infrastructure were estimated based on the City's historical records of necessary improvements and replacements. Depreciation for governmental and business-type capital assets is computed using the straight-line method over the following useful lives:

Description	Estimated Lives
Land Improvements	20 years
Building and Improvements	5 - 50 years
Equipment, Machinery and Vehicles	3 - 25 years
Furniture and Fixtures	7 - 10 years
Infrastructure	30 - 50 years

The City's infrastructure consists of roads, sidewalks, storm sewers, bridges and culverts, dams and does not include infrastructure acquired prior to December 31, 1980.

Interfund Balances

On the fund financial statements, outstanding interfund loans and unpaid amounts for interfund services are reported as "interfund receivables/payables". Long term interfund loans are reported as "loans to/from other funds" and are classified as nonspendable fund balance which indicates that they do not constitute "available expendable resources" since they are not a component of net current position. Interfund balance amounts are eliminated in the statement of net position, except for any net residual amounts due between governmental and business-type activities, which are presented as internal balances.

Compensated Absences

Vacation benefits are accrued as a liability as the benefits are earned if the employees' rights to receive compensation are attributable to services already rendered and it is probable that the City will compensate the employees for the benefits through paid time off or some other means. The City records a liability for accumulated unused vacation time when earned for all employees with more than one year of service. Since the City's policy limits the accrual of vacation time to one year from the employee's anniversary date, the outstanding liability is recorded as "vacation benefits payable" on the statement of net position rather than as a long-term liability.

City of Brunswick, Ohio
Notes to the Basic Financial Statements
For the Year Ended December 31, 2013

Sick leave benefits are accrued as a liability using the vesting method. The liability includes the employees who are currently eligible to receive termination benefits and those the City has identified as probable of receiving payment in the future. The amount is based on accumulated sick leave and employees' wage rates at year end, taking into consideration any limits specified in the City's termination policy. The City records a liability for accumulated unused sick leave for all employees after five years of service.

Accrued Liabilities and Long-Term Obligations

All payables, accrued liabilities and long-term obligations are reported in the government-wide financial statements, and all payables, accrued liabilities and long-term obligations payable from proprietary funds are reported on the proprietary fund financial statements.

In general, governmental fund payables and accrued liabilities that, once incurred, are paid in a timely manner and in full from current financial resources, are reported as obligations of the funds. However, claims and compensated absences that will be paid from governmental funds are reported as a liability in the fund financial statements only to the extent that they are due for payment during the current year. Bonds and long-term loans are recognized as a liability on the governmental fund financial statements when due.

Fund Balance Reserves

Fund balance is divided into five classifications based primarily on the extent to which the City is bound to observe constraints imposed upon the use of the resources in the governmental funds. The classifications are as follows:

Nonspendable The nonspendable fund balance category includes amounts that cannot be spent because they are not in spendable form, or legally or contractually required to be maintained intact. The "not in spendable form" criterion includes items that are not expected to be converted to cash. It also includes the long-term amount of interfund loans, loans receivable, as well as property acquired for resale, unless the use of the proceeds from the collection of those receivables or from the sale of those properties is restricted, committed, or assigned.

Restricted Fund balance is reported as restricted when constraints placed on the use of resources are either externally imposed by creditors (such as through debt covenants), grantors, contributors, or laws or regulations of other governments or is imposed by law through constitutional provisions or enabling legislation (City ordinances).

Enabling legislation authorizes the City to assess, levy, charge, or otherwise mandate payment of resources (from external resource providers) and includes a legally enforceable requirement that those resources be used only for the specific purposes stipulated in the legislation. Legal enforceability means that the City can be compelled by an external party-such as citizens, public interest groups, or the judiciary to use resources created by enabling legislation only for the purposes specified by the legislation.

Committed The committed fund balance classification includes amounts that can be used only for the specific purposes imposed by the highest level of formal action (ordinance or resolution, as both are equally binding) of City Council. Those committed amounts cannot be used for any other purpose unless City Council removes or changes the specified use by taking the same type of action (ordinance or resolution, as both are equally binding) it employed to previously commit those amounts. In contrast to fund balance that is restricted by enabling legislation, committed

City of Brunswick, Ohio
Notes to the Basic Financial Statements
For the Year Ended December 31, 2013

fund balance classification may be redeployed for other purposes with appropriate due process. Constraints imposed on the use of committed amounts are imposed by City Council, separate from the authorization to raise the underlying revenue; therefore, compliance with these constraints is not considered to be legally enforceable. Committed fund balance also incorporates contractual obligations to the extent that existing resources in the fund have been specifically committed for use in satisfying those contractual requirements.

Assigned Amounts in the assigned fund balance classification are intended to be used by the City for specific purposes but do not meet the criteria to be classified as restricted or committed. In governmental funds other than the general fund, assigned fund balance represents the remaining amount that is not restricted or committed. These amounts are assigned by City Council. In the general fund, assigned amounts represent intended uses established by City Council or a City official delegated that authority by City Charter or ordinance, or by State Statute. State statute authorizes the Finance Director to assign fund balance for purchases on order provided such amounts have been lawfully appropriated.

Unassigned Unassigned fund balance is the residual classification for the general fund and includes all spendable amounts not contained in the other classifications. In other governmental funds, the unassigned classification is used only to report a deficit.

The City applies restricted resources first when expenditures are incurred for purposes for which either restricted or unrestricted (committed, assigned, and unassigned) amounts are available. Similarly, within unrestricted fund balance, committed amounts are reduced first followed by assigned, and then unassigned amounts when expenditures are incurred for purposes for which amounts in any of the unrestricted fund balance classifications could be used.

Operating Revenues and Expenses

Operating revenues are those revenues that are generated directly from the primary activities of the proprietary funds. For the City, these revenues are charges for services for refuse collection and stormwater programs. Operating expenses are necessary costs incurred to provide the service for the primary activities of the funds. Revenues and expenses not meeting these definitions are reported as nonoperating.

Internal Activity

Transfers between governmental and business-type activities on the government-wide statements are reported in the same manner as general revenues. Transfers between governmental activities are eliminated on the government-wide financial statements. Internal allocations of overhead expenses from one function to another within the same function are eliminated on the statement of activities. Interfund payments for services provided and used are not eliminated.

Exchange transactions between funds are reported as revenues in the seller funds and as expenditures/expenses in the purchaser funds. Flows of cash or goods from one fund to another without a requirement for repayment are reported as interfund transfers. Interfund transfers are reported as other financing sources/uses in governmental funds and after nonoperating revenues/expenses in proprietary funds. Repayments from funds responsible for particular expenditures/expenses to the funds that initially paid for them are not presented on the financial statements.

City of Brunswick, Ohio
Notes to the Basic Financial Statements
For the Year Ended December 31, 2013

Net Position

Net position represents the difference between all other elements in a statement of financial position. Net investment in capital assets consists of capital assets, net of accumulated depreciation, reduced by the outstanding balances of any borrowing used for the acquisition, construction or improvement of those assets. Net position is reported as restricted when there are limitations imposed on their use through external restrictions imposed by creditors, grantors or laws or regulations of other governments.

Net position restricted for other purposes include resources restricted for computerization of the mayor's court and neighborhood stabilization. The City applies restricted resources when an expense is incurred for purposes for which both restricted and unrestricted net position are available.

Estimates

The preparation of the financial statements in conformity with generally accepted accounting principles requires management to make estimates and assumptions that affect the amounts reported in the financial statements and accompanying notes. Actual results may differ from those estimates.

Note 3 – Change in Accounting Principles

For 2013, the City has implemented Governmental Accounting Standard Board (GASB) Statement No. 61, "The Financial Reporting Entity: Omnibus." GASB Statement No. 61 modifies existing requirements for the assessment of potential component units in determining what should be included in the financial reporting entity and financial reporting entity display and disclosure requirements. These changes were incorporated in 2013; however, there was no effect on beginning net position/fund balance.

Note 4 - Budgetary Basis of Accounting

While the City is reporting financial position, results of operations, and changes in fund balance/net position on the basis of generally accepted accounting principles (GAAP basis), the budgetary basis as provided by law is based upon accounting for certain transactions on a basis of cash receipts, disbursements and encumbrances. The Statement of Revenues, Expenditures and Changes in Fund Balances - Budget (Non-GAAP Basis) and Actual presented for the general and major special revenue funds are presented on the budgetary basis to provide a meaningful comparison of actual results with the budget. The major differences between the budget basis and the GAAP basis are as follows:

1. Revenues and other sources are recorded when received in cash (budget) as opposed to when susceptible to accrual (GAAP).
2. Expenditures and other uses are recorded when paid in cash (budget) as opposed to when the liability is incurred (GAAP).
3. Encumbrances are treated as expenditures (budget) rather than restricted, committed or assigned fund balance (GAAP).
4. Advances-In and Advances-Out are operating transactions (budget) as opposed to balance sheet transactions (GAAP).

City of Brunswick, Ohio
Notes to the Basic Financial Statements
For the Year Ended December 31, 2013

5. Budgetary revenues and expenditures of the cable TV fund are classified to general fund for GAAP Reporting.

The following table summarizes the adjustments necessary to reconcile the GAAP basis statements to the budgetary basis statements for the general fund and for the major special revenue funds.

	Net Change in Fund Balances			
	General	Fire Department	Street Repair and Maintenance	Police
GAAP Basis	\$1,166,167	\$668,183	\$347,911	\$719,190
Net Adjustment for Revenue Accruals	(19,322)	(29,633)	(3,805)	16,612
Perspective Difference:				
Cable TV	156,983	0	0	0
Advances In	635,040	0	0	0
Net Adjustment for Expenditure Accruals	386,778	(62,549)	26,306	(87,185)
Advances Out	(1,401,136)	0	0	0
Adjustments for Encumbrances	(685,835)	(149,937)	(172,188)	(38,842)
Budget Basis	<u>\$238,675</u>	<u>\$426,064</u>	<u>\$198,224</u>	<u>\$609,775</u>

Note 5 – Fund Balances

Pursuant to Ohio Revised Code Section 5705.10(H), all fund inflows, once recorded in a fund, are to be used for the same purpose as the specific revenue source serving as the foundation of that fund, and fund balance may be limited to one classification, the same as the foundation revenue. Thus, once the foundation revenue of a special revenue fund has been indentified and classified as restricted (or committed), other inflows into the same fund are also restricted (or committed). For all other funds that are not special revenue funds, fund balance is classified as nonspendable, restricted, committed, assigned and/or unassigned based primarily on the extent to which the City is bound to observe constraints imposed upon the use of the resources in the government funds. The constraints placed on fund balance for the major governmental funds and all other governmental funds are presented below:

City of Brunswick, Ohio
Notes to the Basic Financial Statements
For the Year Ended December 31, 2013

Fund Balances	General	Fire Department	Street Repair and Maintenance	Police
<u>Nonspendable:</u>				
Interfund loans	\$1,411,286	\$0	\$0	\$0
Inventory	0	685	117,906	7,937
Unclaimed Monies	27,140	0	0	0
<i>Total Nonspendable</i>	<u>1,438,426</u>	<u>685</u>	<u>117,906</u>	<u>7,937</u>
<u>Restricted for:</u>				
Police Department	0	0	0	2,246,615
Fire and EMS Department	0	2,046,261	0	0
Debt Service Retirement	0	0	0	0
Street Maintenance	0	0	1,883,831	0
Revolving Loan	0	0	0	0
Transit Authority	0	0	0	0
Capital Improvements	0	0	0	0
Other Purposes	0	0	0	0
<i>Total Restricted</i>	<u>0</u>	<u>2,046,261</u>	<u>1,883,831</u>	<u>2,246,615</u>
<u>Committed to:</u>				
Parks	0	0	0	0
Community Recreation	0	0	0	0
Park Development	0	0	0	0
Cable TV	388,499	0	0	0
Software Upgrades	71,636	0	0	0
Contractual Agreements	51,719	0	0	0
Site Deposits	22,951	0	0	0
<i>Total Committed</i>	<u>534,805</u>	<u>0</u>	<u>0</u>	<u>0</u>
<u>Assigned to:</u>				
Purchases on Order	133,910	0	0	0
Park Development	0	0	0	0
Capital Improvements	1,388,460	0	0	0
Other Purposes	282,385	0	0	0
<i>Total Assigned</i>	<u>1,804,755</u>	<u>0</u>	<u>0</u>	<u>0</u>
Unassigned (Deficit)	6,673,989	0	0	0
Total Fund Balances	<u><u>\$10,451,975</u></u>	<u><u>\$2,046,946</u></u>	<u><u>\$2,001,737</u></u>	<u><u>\$2,254,552</u></u>

City of Brunswick, Ohio
Notes to the Basic Financial Statements
For the Year Ended December 31, 2013

Fund Balances	Road Improvements	Other Governmental Funds	Total
<u>Nonspendable:</u>			
Interfund loans	\$0	\$0	\$1,411,286
Inventory	0	37,370	163,898
Unclaimed Monies	0	0	27,140
<i>Total Nonspendable</i>	<u>0</u>	<u>37,370</u>	<u>1,602,324</u>
<u>Restricted for:</u>			
Police Department	0	22,793	2,269,408
Fire and EMS Department	0	0	2,046,261
Debt Service Retirement	0	980,559	980,559
Street Maintenance	0	302,993	2,186,824
Revolving Loan	0	55,903	55,903
Transit Authority	0	284,072	284,072
Capital Improvements	4,194,481	1,056,824	5,251,305
Other Purposes	0	24,339	24,339
<i>Total Restricted</i>	<u>4,194,481</u>	<u>2,727,483</u>	<u>13,098,671</u>
<u>Committed to:</u>			
Parks	0	415,449	415,449
Community Recreation	0	556,575	556,575
Park Development	0	283,527	283,527
Cable TV	0	0	388,499
Software Upgrades	0	0	71,636
Contractual Agreements	0	0	51,719
Site Deposits	0	0	22,951
<i>Total Committed</i>	<u>0</u>	<u>1,255,551</u>	<u>1,790,356</u>
<u>Assigned to:</u>			
Purchases on Order	0	0	133,910
Park Development	0	12,298	12,298
Capital Improvements	3,895	16,448	1,408,803
Other Purposes	0	0	282,385
<i>Total Assigned</i>	<u>3,895</u>	<u>28,746</u>	<u>1,837,396</u>
Unassigned (Deficit)	<u>0</u>	<u>(314,630)</u>	<u>6,359,359</u>
Total Fund Balances	<u><u>\$4,198,376</u></u>	<u><u>\$3,734,520</u></u>	<u><u>\$24,688,106</u></u>

Note 6 - Deposits and Investments

The City has chosen to follow State statutes and classify monies held by the City into three categories.

Active deposits are public deposits necessary to meet current demands on the treasury. Such monies must be maintained either as cash in the City treasury, in commercial accounts payable or withdrawable on demand, including negotiable order of withdrawal (NOW) accounts, or in money market deposit accounts.

City of Brunswick, Ohio
Notes to the Basic Financial Statements
For the Year Ended December 31, 2013

Inactive deposits are public deposits that Council has identified as not required for use within the current five year period of designation of depositories. Inactive deposits must either be evidenced by certificates of deposit maturing not later than the end of the current period of designation of depositories, or by savings or deposit accounts including, but not limited to, passbook accounts.

Interim deposits are deposits of interim monies. Interim monies are those monies which are not needed for immediate use but which will be needed before the end of the current period of designation of depositories. Interim deposits must be evidenced by time certificates of deposit maturing not more than one year from the date of deposit or by savings or deposit accounts including passbook accounts.

Protection of the City's deposits is provided by the Federal Deposit Insurance Corporation (FDIC), by eligible securities pledged by the financial institution as security for repayment, by surety company bonds deposited with the finance director by the financial institution or by a single collateral pool established by the financial institution to secure the repayment of all public monies deposited with the institution.

Interim monies may be deposited or invested in the following securities:

1. United States Treasury Notes, Bills, Bonds, or any other obligation or security issued by the United States Treasury or any other obligation guaranteed as to principal and interest by the United States;
2. Bonds, notes, debentures, or any other obligations or securities issued by any federal government agency or instrumentality, including but not limited to, the Federal National Mortgage Association, Federal Home Loan Bank, Federal Farm Credit Bank, Federal Home Loan Mortgage Corporation, Government National Mortgage Association, and Student Loan Marketing Association. All federal agency securities shall be direct issuances of federal government agencies or instrumentalities;
3. Written repurchase agreements in the securities listed above provided that the market value of the securities subject to the repurchase agreement must exceed the principal value of the agreement by at least two percent and be marked to market daily, and that the term of the agreement must not exceed thirty days;
4. Bonds and other obligations of the State of Ohio;
5. No-load money market mutual funds consisting exclusively of obligations described in division (1) or (2) of this section and repurchase agreements secured by such obligations, provided that investments in securities described in this division are made only through eligible institutions; and
6. The State Treasurer's investment pool (STAR Ohio).

The City may also invest any monies not required to be used for a period of six months or more in the following:

1. Bonds of the State of Ohio;
2. Bonds of any municipal corporation, village, county, township, or other political subdivision of this State, as to which there is no default of principal, interest or coupons; and
3. Obligations of the City.

City of Brunswick, Ohio
Notes to the Basic Financial Statements
For the Year Ended December 31, 2013

Investments in stripped principal or interest obligations, reverse repurchase agreements and derivatives are prohibited. The issuance of taxable notes for the purpose of arbitrage, the use of leverage and short selling are also prohibited. Historically, the City has not purchased these types of investments or issued these types of notes. An investment must mature within five years from the date of purchase unless matched to a specific obligation or debt of the City, and must be purchased with the expectation that it will be held to maturity.

Investments may only be made through specified dealers and institutions. Payment for investments may be made only upon delivery of the securities representing the investments to the treasurer or qualified trustee or, if the securities are not represented by a certificate, upon receipt of confirmation of transfer from the custodian.

Deposits

Custodial credit risk for deposits is the risk that in the event of bank failure, the City will not be able to recover deposits or collateral securities that are in the possession of an outside party. At year-end, \$13,052,387 of the City's bank balance of \$20,347,217 was uninsured and uncollateralized. Although the securities were held by the pledging financial institutions' trust department and all statutory requirements for the deposit of money had been followed, noncompliance with Federal requirements could potentially subject the City to a successful claim by the Federal Deposit Insurance Corporation.

The City has no deposit policy for custodial risk beyond the requirements of State statute. Ohio law requires that deposits be either insured or be protected by eligible securities pledged to and deposited either with the City or a qualified trustee by the financial institution as security for repayment, or by a collateral pool of eligible securities deposited with a qualified trustee and pledged to secure the repayment of all public monies deposited in the financial institution whose market value at all times shall be at least one hundred five percent of the deposits being secured.

Investments

Investments are reported at fair value. As of December 31, 2013, the City had the following investments:

	Fair Value	Maturity	Moody's	Percent of Total Investments
Repurchase Agreements				
Federal Home Loan Mortgage Bond	\$4,090,000	Daily	Aaa	98.54%
Manuscript Bond	12,664	December 1, 2018	N/A	0.31%
STAR Ohio	47,953	Average 53.4 days	Aaa	N/A
Total Portfolio	<u>\$4,150,617</u>			

Interest Rate Risk As a means of limiting its exposure to fair value losses caused by rising interest rates, the City's investment policy requires that operating funds be invested primarily in short-term investments maturing within five years from the date of purchase and that the City's investment portfolio be structured so that securities mature to meet cash requirements for ongoing operations and/or long-term debt payments. To date, no investments have been purchased with a life greater than five years except for the manuscript bonds. The manuscript bond represents an investment in which the City purchased its own special assessment bond to pay the property owners' portion of the cost of improving Grafton Road. This bond matures on December 1, 2018.

City of Brunswick, Ohio
Notes to the Basic Financial Statements
For the Year Ended December 31, 2013

Custodial Credit Risk For an investment, custodial credit risk is the risk that, in the event of the failure of the counterparty, the City will not be able to recover the value of its investments or collateral securities that are in the possession of an outside party. The Federal Home Loan Mortgage Bond overnight repurchase agreement is exposed to custodial credit risk in that it is uninsured, unregistered, and held by the counterparty's trust department or agent but not in the City's name. The City has no investment policy dealing with investment custodial risk beyond the requirement in State statute that requires securities purchased pursuant to this division shall be delivered into the custody of the Finance Director or an agent designated by the Finance Director.

Credit Risk All investments carry a rating of Aaa by Moody's. The manuscript bonds are not rated however they are a general obligation of the City and would carry the same rating of the City's other unvoted general obligation bonds. The City has no investment policy that addresses credit risk.

Concentration of Credit Risk The City's investment policy places no limit on the amount it may invest in any one issuer.

Note 7 – Fund Deficits

The following funds had a deficit fund balance as of December 31, 2013:

Special Revenue Funds:	
Department of Justice Federal Grant	\$6,733
Community Home Investment Program Grant	23,576
Medina County Safe Communities Grant	2,218
Capital Projects Funds:	
Community Development Block Grant	3,604
Environmental Protection Agency Grant	85,892
Ohio Environmental Improvement Grant	57,431
Brunswick Lake Construction	135,176
Total Other Governmental	<u><u>\$314,630</u></u>

All fund deficits except for the Brunswick Lake Construction capital projects fund are due to adjustments for accrued liabilities. The general fund is liable for any deficit in other funds and provides transfers when cash is required, rather than when accruals occur. The deficit fund balance in the Brunswick Lake Construction capital projects fund is the result of interfund loans which are used to finance activities until resources are available to repay the general fund.

Note 8 - Receivables

Receivables at December 31, 2013, consisted primarily of municipal income taxes, property taxes, special assessments, intergovernmental receivables arising from grants, entitlements and shared revenues, interest, and accounts (billings for user charged services).

City of Brunswick, Ohio
Notes to the Basic Financial Statements
For the Year Ended December 31, 2013

No allowance for doubtful accounts has been recorded because uncollectible amounts are expected to be insignificant. All receivables except property taxes, notes, and special assessments are expected to be received within one year. Property taxes although ultimately collectible, include some portion of delinquencies that will not be collected within one year.

Notes receivable in the Brunswick Lake capital projects fund represents a promissory note with a local developer. The developer bought land that the City held an asset held for resale, and a portion of the sale was financed through a note with the City, which was subsequently revised in April of 2013 and is reflected accordingly in the financial statements. A \$150,000 payment was received on the note during 2013 with remainder due to be collected through 2015.

Special assessments expected to be collected in more than one year amount to \$1,119,563 in the special assessment bond retirement fund. The amount of delinquent special assessments outstanding at year-end is \$11,743.

Property Taxes

Property taxes include amounts levied against all real and public utility property located in the City. Property tax revenue received during 2013 for real and public utility property taxes represents collections of 2012 taxes.

2013 real property taxes were levied after October 1, 2013, on the assessed value as of January 1, 2013, the lien date. Assessed values are established by State law at 35 percent of appraised market value. 2013 real property taxes are collected in and intended to finance 2014.

Real property taxes are payable annually or semi-annually. If paid annually, payment is due December 31; if paid semi-annually, the first payment is due December 31, with the remainder payable by June 20. Under certain circumstances, State statute permits later payment dates to be established.

Public utility tangible personal property currently is assessed at varying percentages of true value; public utility real property is assessed at 35 percent of true value. 2013 public utility property taxes which became a lien December 31, 2012, are levied after October 1, 2013, and are collected in 2014 with real property taxes.

The full tax rate for all City operations for the year ended December 31, 2013, was \$2.60 per \$1,000 of assessed value. The assessed values of real property and public utility tangible property upon which 2013 property tax receipts were based are as follows:

	<u>Assessed Value</u>
Real Estate	
Residential/Agricultural	\$573,344,540
Commercial Industrial/PU	133,097,990
Public Utility Property	6,979,640
Tangible Personal	4,542,370
Total Assessed Value	<u>\$717,964,540</u>

The Medina County Treasurer collects property taxes on behalf of all taxing districts in the county, including the City of Brunswick. The County Auditor periodically remits to the City its portion of the taxes collected. Property taxes receivable represents real and public utility property taxes and outstanding delinquencies which were measurable as of December 31, 2013, and for which there was an enforceable

City of Brunswick, Ohio
Notes to the Basic Financial Statements
For the Year Ended December 31, 2013

legal claim. In the governmental funds, the entire receivable has been deferred since current taxes were not levied to finance 2013 operations and the collection of delinquent taxes during the available period is not subject to reasonable estimation. On the accrual basis, collectible delinquent property taxes have been recorded as revenue while on the modified accrual basis the revenue has been recorded as deferred inflows of resources.

Income Tax

The City levies a municipal income tax of 1.85 percent on salaries, wages, commissions and other compensation, and net profits earned within the City as well as incomes of residents earned outside of the City. Residents of the City are granted a credit up to one percent for taxes paid to other municipalities.

Employers within the City are required to withhold income tax on employee compensation and remit the tax to the City either monthly or quarterly. Corporations and other individual taxpayers are required to pay their estimated tax quarterly and file a declaration annually. By City ordinance, income tax revenues received for 2013, after income tax department expenditures, are credited to the following funds: police fund 49.25 percent up to a maximum of \$6,275,000; fire fund 26.50 percent up to a maximum of \$3,475,000; street repair and maintenance fund 7 percent up to a maximum of \$950,000; Brunswick transit alternative fund 1 percent up to a maximum of \$125,000; park fund 3.50 percent up to a maximum of \$445,000; general obligation bond retirement fund 2 percent; capital improvement capital projects fund 2 percent; and the general fund 8.75 percent. Income tax receipts that exceed the established maximums in any one fund are retained in the general fund. The income tax receivable amounts are based on the 2013 allocation.

Intergovernmental Receivables

A summary of the governmental activities principal items of intergovernmental receivables follows:

	Amounts
Governmental:	
Grants/Loans	\$640,289
Gasoline Tax	595,150
Local Government/Inheritance Tax	281,565
Permissive Motor Vehicle License Tax	206,740
Motor Vehicle License Registration	124,256
Homestead and Rollback	119,182
Cigarette and Liquor Tax	17,724
Fines, Licenses and Fees	12,741
Dispatch	5,727
Deregulation Monies	1,292
Miscellaneous	300
Total Governmental	2,004,966
Business-type:	
Grants/Loans	124,677
Total	\$2,129,643

City of Brunswick, Ohio
Notes to the Basic Financial Statements
For the Year Ended December 31, 2013

Note 9 - Contingencies

Grants

The City received financial assistance from federal and State agencies in the form of grants. The disbursement of funds received under these programs generally requires compliance with terms and conditions specified in the grant agreements and are subject to audit by the grantor agencies. Any disallowed claims resulting from such audits could become a liability of the general fund or other applicable funds. However, in the opinion of management, any such disallowed claims will not have a material adverse effect on the overall financial position of the City at December 31, 2013.

Litigation

Several claims and lawsuits are pending against the City. In the opinion of management, any such claims and lawsuits will not have a material adverse effect on the overall financial position of the City at December 31, 2013.

Note 10 – Assets Held for Resale

Assets held for resale represents land near Brunswick Lake purchased by the City which will be sold for development purposes. During 2013, the City did not sell any of the land. As of December 31, 2013 the City has 17 acres of land remaining which is being held for resale.

Note 11 – Capital Leases Payable

The City has previously entered into a lease for the acquisition of a grader. This lease obligation meets the criteria of a capital lease and has been recorded as capital assets on the government-wide statements. Capital lease payments have been reclassified and are reflected as debt service expenditures in the fire and street repair and maintenance special revenue funds on the basic financial statements. These expenditures are reflected as programs/function expenditures on a budgetary basis.

	<u>Governmental Activities</u>
Machinery and Equipment	\$197,835
Less: Accumulated depreciation	<u>(84,698)</u>
Current Book Value	<u><u>\$113,137</u></u>

Such agreements provide for minimum, annual lease payments. The City owes a final payment in 2014 consisting of \$27,668 and \$1,339 in principal and interest, respectively.

City of Brunswick, Ohio
Notes to the Basic Financial Statements
For the Year Ended December 31, 2013

Note 12 - Capital Assets

Capital asset activity for the year ended December 31, 2013, was as follows:

	Balance 12/31/12	Additions	Deletions	Balance 12/31/13
Governmental Activities				
<i>Capital Assets, not being depreciated:</i>				
Land	\$5,355,233	\$200	\$0	\$5,355,433
Construction in Progress	4,960,948	1,367,899	(1,449,686)	4,879,161
<i>Total Capital Assets, not being depreciated</i>	<u>10,316,181</u>	<u>1,368,099</u>	<u>(1,449,686)</u>	<u>10,234,594</u>
<i>Capital Assets, being depreciated:</i>				
Land Improvements	106,718	0	0	106,718
Buildings and Improvements	13,962,892	406,528	0	14,369,420
Equipment, Machinery and Vehicles	9,290,703	560,260	(580,038)	9,270,925
Furniture and Fixtures	57,359	0	0	57,359
Infrastructure				
Roads	14,964,982	858,004	0	15,822,986
Sidewalks	1,471,284	0	0	1,471,284
Storm Sewers	14,535,665	0	0	14,535,665
Bridges	263,823	0	0	263,823
Dam	402,508	0	0	402,508
Culverts	1,821,670	0	0	1,821,670
<i>Total Capital Assets, being depreciated</i>	<u>56,877,604</u>	<u>1,824,792</u>	<u>(580,038)</u>	<u>58,122,358</u>
Less Accumulated Depreciation:				
Land Improvements	(23,242)	(4,394)	0	(27,636)
Buildings and Improvements	(7,062,121)	(365,642)	0	(7,427,763)
Equipment, Machinery and Vehicles	(7,279,473)	(476,386)	580,038	(7,175,821)
Furniture and Fixtures	(54,508)	(1,316)	0	(55,824)
Infrastructure				
Roads	(7,768,555)	(476,306)	0	(8,244,861)
Sidewalks	(727,115)	(47,576)	0	(774,691)
Storm Sewers	(5,052,658)	(290,714)	0	(5,343,372)
Bridges	(107,604)	(6,596)	0	(114,200)
Dam	(64,401)	(8,050)	0	(72,451)
Culverts	(720,619)	(45,542)	0	(766,161)
Total Accumulated Depreciation	<u>(28,860,296)</u>	<u>(1,722,522) *</u>	<u>580,038</u>	<u>(30,002,780)</u>
Total Capital Assets being depreciated, net	<u>28,017,308</u>	<u>102,270</u>	<u>0</u>	<u>28,119,578</u>
Governmental Activities Capital Assets, Net	<u>\$38,333,489</u>	<u>\$1,470,369</u>	<u>(\$1,449,686)</u>	<u>\$38,354,172</u>

City of Brunswick, Ohio
Notes to the Basic Financial Statements
For the Year Ended December 31, 2013

	Balance 12/31/12	Additions	Deletions	Balance 12/31/13
Business-Type Activities				
<i>Capital Assets, not being depreciated:</i>				
Construction in Progress	\$212,654	\$135,820	(\$177,195)	\$171,279
<i>Capital Assets, being depreciated:</i>				
Equipment, Machinery and Vehicles,				
Furniture and Fixtures	427,752	18,902	0	446,654
Infrastructure				
Storm Sewers	3,828,412	177,195	(177,195)	3,828,412
Dam	1,214,235	0	0	1,214,235
Culverts	332,277	0	0	332,277
<i>Total Capital Assets, being depreciated</i>	<u>5,802,676</u>	<u>196,097</u>	<u>(177,195)</u>	<u>5,821,578</u>
Less Accumulated Depreciation:				
Equipment, Machinery and Vehicles,				
Furniture and Fixtures	(272,664)	(28,004)	0	(300,668)
Infrastructure				
Storm Sewers	(368,276)	(76,568)	0	(444,844)
Dam	(194,278)	(24,285)	0	(218,563)
Culverts	(58,147)	(8,307)	0	(66,454)
Total Accumulated Depreciation	<u>(893,365)</u>	<u>(137,164)</u>	<u>0</u>	<u>(1,030,529)</u>
Total Capital Assets being depreciated, net	<u>4,909,311</u>	<u>58,933</u>	<u>(177,195)</u>	<u>4,791,049</u>
Business-Type Activities Capital Assets, Net	<u>\$5,121,965</u>	<u>\$194,753</u>	<u>(\$354,390)</u>	<u>\$4,962,328</u>

* Depreciation expense was charged to governmental functions as follows:

General Government	\$161,190
Security of Persons and Property	313,612
Transportation	692,582
Community Environment	337,783
Public Health Services	23,160
Leisure Time Activities	194,195
Total Depreciation Expense	<u>\$1,722,522</u>

Note 13 - Other Employee Benefits

Compensated Absences

The criteria for determining vacation and sick leave benefits are derived from negotiated agreements and State laws. Employees earn two to six weeks of vacation per year, depending upon length of service. Vacation accumulation is limited to one year unless an extension is approved by the City Manager. All accumulated unused vacation time is paid upon termination of employment. Outstanding unused vacation is reflected as vacation benefits payable on the statement of net position.

City of Brunswick, Ohio
Notes to the Basic Financial Statements
For the Year Ended December 31, 2013

Employees earn sick leave at the rate of 1.25 days per month of service. Sick leave accumulation is unlimited, but upon retirement or death, an employee, other than full-time sergeants or patrolman, can be paid twenty-five percent of accumulated, unused sick leave to a maximum of thirty days. Sergeants or patrolmen can be paid thirty-three percent of accumulated unused sick leave to various maximums based on the number of years of continuous service.

Health and Life Insurance

The City provides health insurance through Medical Mutual to its employees. It also provides life insurance and accidental death and dismemberment insurance to its employees through Group Life Insurance. The option to select an HMO from Kaiser Permanente is provided to the employees and premiums are paid by the City.

Note 14 - Long-Term Obligations

The original issue date, interest rate, original issuance and maturity date for each of the City's bonds, note and loans follows:

	<u>Original Issue Date</u>	<u>Interest Rate</u>	<u>Original Issue Amount</u>	<u>Date of Maturity</u>
Governmental Activities:				
<i>General Obligation Bonds</i>				
Capital Improvement, Series 2012A	2012	2.00 to 4.00 %	\$1,320,000	December 1, 2031
<i>Special Assessment Bonds with Governmental Commitment</i>				
Capital Improvement	2009	2.00 to 4.20	402,508	December 1, 2029
Laurel Road West Waterline	1994	5.25 to 9.50	315,000	December 1, 2014
Grafton Road Improvement	1997	5.68	56,300	December 1, 2018
South Industrial Parkway Improvement	1999	3.90 to 5.63	1,230,000	December 1, 2019
Laurel Road Improvement	2006	4.00 to 5.75	546,000	December 1, 2026
<i>OPWC Loans</i>				
Hadcock Road Phase II	2013	0.00	261,578	December 1, 2039
Grafton Hadcock Road	2012	0.00	32,283	December 1, 2013
Business-Type Activities:				
<i>General Obligation Bonds</i>				
Capital Improvement	2009	2.00 to 4.20	4,672,492	December 1, 2029
Capital Improvement, Series 2012B	2012	2.00 to 4.00	1,155,000	December 1, 2031
<i>OPWC Loans</i>				
Highland Storm Sewer	2012	0.00	35,460	July 1, 2032
El Dorado Storm Sewer	2012	0.00	80,311	July 1, 2032
El Dorado Culvert	2013	0.00	135,821	not complete
Fireside Double	2004	0.00	180,803	July 2, 2026

City of Brunswick, Ohio
Notes to the Basic Financial Statements
For the Year Ended December 31, 2013

A schedule of changes in bonds and other long-term obligations of the City during 2013 follows:

	Amounts Outstanding 12/31/12	Additions	Reductions	Amounts Outstanding 12/31/13	Amounts Due in One Year
<i>Governmental Activities:</i>					
<i>General Obligation Bonds:</i>					
<i>Unvoted:</i>					
<i>Capital Improvement Bonds, Series 2012A</i>					
Serial Bonds	\$585,000	\$0	(\$50,000)	\$535,000	\$55,000
Term Bonds	735,000	0	0	735,000	0
Unamortized Premium	107,594	0	(5,713)	101,881	0
<i>Total General Obligation Bonds</i>	<u>1,427,594</u>	<u>0</u>	<u>(55,713)</u>	<u>1,371,881</u>	<u>55,000</u>
<i>Special Assessment Bonds with Governmental Commitment:</i>					
Capital Improvement Bonds	356,794	0	(15,890)	340,904	16,288
Unamortized Premium	485	0	(31)	454	0
Laurel Road West Waterline	50,000	0	(25,000)	25,000	25,000
Grafton Road Improvement	15,381	0	(2,717)	12,664	2,717
South Industrial Parkway Improvement	585,000	0	(70,000)	515,000	75,000
Laurel Road Improvement	395,000	0	(25,000)	370,000	25,000
Unamortized Premium	1,363	0	(98)	1,265	0
<i>Total Special Assessment Bonds</i>	<u>1,404,023</u>	<u>0</u>	<u>(138,736)</u>	<u>1,265,287</u>	<u>144,005</u>
<i>OPWC Loans:</i>					
Hadcock Road Phase II	256,647	4,931	0	261,578	5,232
Grafton Hadcock Road	32,283	0	(32,283)	0	0
<i>Total OPWC Loans</i>	<u>288,930</u>	<u>4,931</u>	<u>(32,283)</u>	<u>261,578</u>	<u>5,232</u>
<i>Other Long-term Obligations:</i>					
Capital Lease	54,059	0	(26,391)	27,668	27,668
Compensated Absences	448,521	66,058	(62,336)	452,243	63,186
<i>Total Other Long-term Obligations</i>	<u>502,580</u>	<u>66,058</u>	<u>(88,727)</u>	<u>479,911</u>	<u>90,854</u>
<i>Total Governmental Long-Term Liabilities</i>	<u>\$3,623,127</u>	<u>\$70,989</u>	<u>(\$315,459)</u>	<u>\$3,378,657</u>	<u>\$295,091</u>

City of Brunswick, Ohio
Notes to the Basic Financial Statements
For the Year Ended December 31, 2013

	Amounts Outstanding 12/31/12	Additions	Reductions	Amounts Outstanding 12/31/13	Amounts Due in One Year
<i>Business-Type Activities:</i>					
<i>General Obligation Bonds:</i>					
<i>Unvoted:</i>					
Capital Improvement Bonds	\$4,148,206	\$0	(\$184,110)	\$3,964,096	\$188,712
Unamortized Premium	5,637	0	(341)	5,296	0
Capital Improvement Bonds, Series 2012B					
Serial Bonds	615,000	0	(65,000)	550,000	65,000
Term Bonds	540,000	0	0	540,000	0
Unamortized Premium	92,648	0	(4,919)	87,729	0
<i>Total General Obligation Bonds</i>	<u>5,401,491</u>	<u>0</u>	<u>(254,370)</u>	<u>5,147,121</u>	<u>253,712</u>
<i>OPWC Loans:</i>					
Highland Storm Sewer	34,574	0	(1,774)	32,800	1,773
El Dorado Storm Sewer	78,303	0	(4,016)	74,287	4,016
El Dorado Culvert	0	135,821	0	135,821	0
Fireside Double	117,523	0	(9,040)	108,483	9,040
<i>Total OPWC Loans</i>	<u>230,400</u>	<u>135,821</u>	<u>(14,830)</u>	<u>351,391</u>	<u>14,829</u>
<i>Other Long Term Obligations:</i>					
Compensated Absences	2,218	563	(308)	2,473	345
<i>Total Business-Type Long-Term Liabilities</i>	<u>\$5,634,109</u>	<u>\$136,384</u>	<u>(\$269,508)</u>	<u>\$5,500,985</u>	<u>\$268,886</u>

General obligation bonds will be paid from the taxes received into the debt service fund and charges for services revenue in the stormwater enterprise fund. The special assessment bonds will be paid from the proceeds of special assessments levied against the benefitted property owners. In the event that a property owner would fail to pay the assessment, payment would be made to the City.

On September 24, 2009, the City issued \$5,075,000 in capital improvement bonds, of which, \$4,672,492 was general obligation bonds and \$402,508 was special assessment bonds. The bonds were issued for the reconstruction of the dam at Brunswick Lake, the dredging and improvements of Brunswick Lake and various improvements to the City's storm sewer water drainage system.

On November 1, 2012, the City issued \$2,475,000 of series 2012 general obligation capital improvement bonds. The bonds were issued for a period of twenty years at an interest rate varying from 2 to 4 percent. The bond issue was comprised of \$1,200,000 in serial bonds and \$1,275,000 in term bonds. \$1,320,000 in series 2012A capital improvement bonds were issued to pay the cost of improving the City's traffic control system by purchasing and installing signals and other equipment and devices. \$1,155,000 in series 2012B capital improvement bonds were issued to pay the cost of improving the City's storm water drainage system by constructing and reconstructing storm sewers, storm water detention basins and other storm water management improvements. The bond will be paid over 19 years. The series 2012A bonds are being retired from the general obligation bond retirement debt service fund, and the series 2012B bonds are being retired from the stormwater enterprise fund. In the event the stormwater fee would be insufficient to repay the bonds, payment would be made by the City.

The 2012 capital improvement general obligation term bonds maturing on December 1, 2031 are subject to mandatory redemption and are to be redeemed pursuant to mandatory sinking fund requirements at a redemption price of 100 percent of the principal amount redeemed, plus interest accrued to the redemption date on December 1 in each of the years and in the principal amounts set forth below:

City of Brunswick, Ohio
Notes to the Basic Financial Statements
For the Year Ended December 31, 2013

Year	Issue \$1,275,000	
2023	\$130,000	
2024	130,000	
2025	135,000	
2026	140,000	
2027	140,000	
2028	145,000	
2029	150,000	
2030	150,000	
Total Mandatory Sinking Fund Payments		1,120,000
Amount Due at Stated Maturity		155,000
Total		\$1,275,000
<i>Stated Maturity</i>		<i>12/1/2031</i>

A line of credit has been established with the Ohio Public Works Commission in the amount of \$152,500 for improvements to El Dorado Culvert; however, since this loan is not finalized, the repayment schedule is not included in the schedule of debt service payments.

Compensated absences will be paid from the general fund, the court computerization, police, fire department, street repair and maintenance, Brunswick transit, parks and recreational center special revenue funds and the refuse and stormwater enterprise funds which are the funds from which the employees' salaries are paid. The OPWC loans will be paid with intergovernmental revenue in the road improvement capital projects fund and charges for services revenue in the stormwater enterprise fund.

The City's overall debt margin was \$69,878,375 and the unvoted legal debt margin was \$33,980,148 at December 31, 2013. Principal and interest requirements to retire long-term obligations outstanding at December 31, 2013, are as follows:

	Governmental Activities						
	General Obligation Bonds				Special Assessment Bonds		OPWC Loans
	Serial Bonds		Term Bonds		Principal	Interest	Principal
	Principal	Interest	Principal	Interest			
2014	\$55,000	\$45,325	\$0	\$0	144,005	\$62,453	\$5,232
2015	55,000	44,225	0	0	124,553	79,807	10,464
2016	55,000	43,125	0	0	130,034	48,916	10,464
2017	55,000	42,025	0	0	135,572	42,657	10,464
2018	60,000	39,825	0	0	139,850	35,322	10,464
2019-2023	255,000	140,199	70,000	29,400	352,788	94,149	52,320
2024-2028	0	0	390,000	103,200	208,864	30,173	52,320
2029-2033	0	0	275,000	22,200	27,902	1,172	52,320
2034-2038	0	0	0	0	0	0	52,320
2039	0	0	0	0	0	0	5,210
Total	\$535,000	\$354,724	\$735,000	\$154,800	\$1,263,568	\$394,649	\$261,578

City of Brunswick, Ohio
Notes to the Basic Financial Statements
For the Year Ended December 31, 2013

	Business-Type Activities				
	General Obligation Bonds				OPWC Loans
	Serial Bonds		Term Bonds		Principal
	Principal	Interest	Principal	Interest	
2014	\$253,712	\$186,488	\$0	\$0	\$14,829
2015	258,264	179,998	0	0	14,829
2016	257,783	173,142	0	0	14,829
2017	267,245	165,761	0	0	14,829
2018	276,646	156,366	0	0	14,829
2019-2023	1,427,212	603,645	0	0	74,145
2024-2028	1,441,136	251,915	360,000	93,600	47,025
2029-2032	332,098	13,948	180,000	14,400	20,255
Total	<u>\$4,514,096</u>	<u>\$1,731,263</u>	<u>\$540,000</u>	<u>\$108,000</u>	<u>\$215,570</u>

Note 15 – Defined Benefit Pension Plans

Ohio Public Employees Retirement System

Plan Description – The City participates in the Ohio Public Employees Retirement System (OPERS). OPERS administers three separate pension plans. The Traditional Pension Plan is a cost-sharing, multiple-employer defined benefit pension plan. The Member-Directed Plan is a defined contribution plan in which the member invests both member and employer contributions (employer contributions vest over five years at 20 percent per year). Under the Member-Directed Plan, members accumulate retirement assets equal to the value of the member and vested employer contributions plus any investment earnings. The Combined Plan is a cost-sharing, multiple-employer defined benefit pension plan. Under the Combined Plan, OPERS invests employer contributions to provide a formula retirement benefit similar in nature to, but less than, the Traditional Pension Plan benefit. Member contributions, the investment of which is self-directed by the members, accumulate retirement assets in a manner similar to the Member-Directed Plan.

OPERS provides retirement, disability, survivor and death benefits, and annual cost-of-living adjustments to members of the Traditional Pension and Combined Plans. Members of the Member-Directed Plan do not qualify for ancillary benefits. Authority to establish and amend benefits is provided by Chapter 145 of the Ohio Revised Code. OPERS issues a stand-alone financial report. Interested parties may obtain a copy by visiting <https://www.opers.org/investments/cafr.shtml>, writing to OPERS, 277 East Town Street, Columbus, Ohio 43215-4642, or by calling 614-222-5601 or 800-222-7377.

Funding Policy – The Ohio Revised Code provides statutory authority for member and employer contributions and currently limits the employer contribution to a rate not to exceed 14 percent of covered payroll for state and local employer units and 18.1 percent of covered payroll for law enforcement and public safety employer units. Member contribution rates, as set forth in the Ohio Revised Code, are not to exceed 10 percent of covered payroll for members in State and local divisions and 12 percent for law enforcement and public safety members. For the year ended December 31, 2013, members in state and local divisions contributed 10 percent of covered payroll while public safety and law enforcement members contributed 12 percent and 12.6 percent, respectively. Effective January 1, 2014, the member contribution rates for law enforcement increased to 13 percent. While members in the state and local divisions may participate in all three plans, law enforcement and public safety divisions exist only within

City of Brunswick, Ohio
Notes to the Basic Financial Statements
For the Year Ended December 31, 2013

the Traditional Pension Plan. For 2013, member and employer contribution rates were consistent across all three plans.

The City's 2013 contribution rate was 14.0 percent, except for those plan members in law enforcement or public safety, for whom the City's contribution was 18.10 percent of covered payroll. The portion of employer contributions used to fund pension benefits is net of post-employment health care benefits. For 2013, the portion of employer contribution allocated to health care was 1.00 percent for members in the Traditional Plan and the Combined Plan. Effective January 1, 2014, the portion of employer contributions allocated to health care increased to 2 percent. Employer contribution rates are actuarially determined.

The City's required contributions for pension obligations to the Traditional Pension and Combined Plans for the years ended December 31, 2013, 2012, and 2011 were \$532,213, \$417,807 and \$406,308 respectively. For 2013, 84.47 percent has been contributed with the balance being reported as an intergovernmental payable. The full amount has been contributed for 2012 and 2011. Contributions to the Member-Directed Plan for 2013 were \$6,065 made by the City and \$4,332 made by the plan members.

Ohio Police and Fire Pension Fund

Plan Description – The City contributes to the Ohio Police and Fire Pension Fund (OP&F), a cost-sharing multiple-employer defined benefit pension plan. OP&F provides retirement and disability benefits, annual cost-of-living adjustments, and death benefits to plan members and beneficiaries. Benefit provisions are established by the Ohio State Legislature and are codified in Chapter 742 of the Ohio Revised Code. OP&F issues a publicly available financial report that includes financial information and required supplementary information for the plan. That report may be obtained by writing to OP&F, 140 East Town Street, Columbus, Ohio 43215-5164.

Funding Policy – Employer and employee contributions rates are set by the Ohio Revised Code. From January 1, 2013, thru July 1, 2013, plan members were required to contribute 10 percent of their annual covered salary. From July 2, 2013, thru December 31, 2013, plan members were required to contribute 10.75 percent of their annual covered salary. Throughout 2013, employers were required to contribute 19.5 percent and 24 percent respectively for police officers and firefighters.

The OP&F Pension Fund is authorized by the Ohio Revised Code to allocate a portion of the employer contributions to retiree health care benefits. For January 1, 2013, thru May 31, 2013, the portion of employer contributions used to fund pension benefits was 14.81 percent of covered payroll for police officers and 19.31 percent of covered payroll for firefighters. For June 1, 2013, thru December 31, 2013, the portion of employer contributions used to fund pension benefits was 16.65 percent of covered payroll for police officers and 21.15 percent of covered payroll for firefighters. The City's contributions to the OP&F for police and firefighters were \$468,000 and \$397,990 for the year ended December 31, 2013, \$377,635 and \$328,144 for the year ended December 31, 2012, and \$379,391 and \$337,033 for the year ended December 31, 2011, respectively. For 2013, 85.55 percent for police and 84.72 percent for firefighters has been contributed with the balance for both police and firefighters being reported as an intergovernmental payable. The full amount has been contributed for 2012 and 2011.

City of Brunswick, Ohio
Notes to the Basic Financial Statements
For the Year Ended December 31, 2013

Note 16 – Postemployment Benefits

Ohio Public Employees Retirement System

Plan Description – Ohio Public Employees Retirement System (OPERS) administers three separate pension plans: The Traditional Pension Plan—a cost-sharing, multiple-employer defined benefit pension plan; the Member-Directed Plan—a defined contribution plan; and the Combined Plan—a cost-sharing, multiple-employer defined benefit pension plan that has elements of both a defined benefit and defined contribution plan.

OPERS maintains a cost-sharing multiple-employer defined benefit post-employment health care plan for qualifying members of both the Traditional Pension and the Combined Plans. Members of the Member-Directed Plan do not qualify for ancillary benefits, including post-employment health care coverage. The plan includes a medical plan, prescription drug program and Medicare Part B premium reimbursement.

In order to qualify for post-employment health care coverage, age-and-service retirees under the Traditional Pension and Combined Plans must have 10 or more years of qualifying Ohio service credit. Health care coverage for disability benefit recipients and qualified survivor benefit recipients is available. The Ohio Revised Code permits, but does not mandate, OPERS to provide health care benefits to its eligible members and beneficiaries. Authority to establish and amend benefits is provided in Chapter 145 of the Ohio Revised Code.

Disclosures for the health care plan are presented separately in the OPERS financial report which may be obtained by visiting <https://www.opers.org/investments/cafr.shtml>, writing to OPERS, 277 East Town Street, Columbus, Ohio 43215-4642, or by calling 614-222-5601 or 800-222-7377.

Funding Policy – The post-employment health care plan was established under, and is administrated in accordance with, Internal Revenue Code 401(h). The Ohio Revised Code provides the statutory authority requiring public employers to fund post-retirement health care through contributions to OPERS. A portion of each employer’s contribution to OPERS is set aside for the funding of post-retirement health care.

Employer contribution rates are expressed as a percentage of the covered payroll of active members. In 2013, state and local employers contributed at a rate of 14.0 percent of covered payroll, and public safety and law enforcement employers contributed at 18.10 percent. These are the maximum employer contribution rates permitted by the Ohio Revised Code.

Each year, the OPERS Retirement Board determines the portion of the employer contribution rate that will be set aside for funding of post-employment health care benefits. For 2013, the portion of employer contributions allocated to health care for members in the Traditional Plan and the Combined Plan was 1.00. Effective January 1, 2014, the portion of employer contributions allocated to healthcare was raised to 2 percent for both plans, as recommended by the OPERS Actuary.

The OPERS Retirement Board is also authorized to establish rules for the payment of a portion of the health care benefits provided, by the retiree or their surviving beneficiaries. Payment amounts vary depending on the number of covered dependents and the coverage selected. Active members do not make contributions to the post-employment health care plan.

City of Brunswick, Ohio
Notes to the Basic Financial Statements
For the Year Ended December 31, 2013

The City's contributions allocated to fund post-employment health care benefits for the years ended December 31, 2013, 2012 and 2011 were \$40,939, \$167,123 and \$162,523 respectively. For 2013, 84.47 percent has been contributed with the balance being reported as an intergovernmental payable. The full amount has been contributed for 2012 and 2011.

Changes to the health care plan were adopted by the OPERS Board of Trustees on September 19, 2012, with a transition plan commencing January 1, 2014. With the recent passage of pension legislation under SB 343 and the approved health care changes, OPERS expects to be able to consistently allocate 4 percent of the employer contributions toward the health care fund after the end of the transition period.

Police and Firemen's Disability and Pension Fund

Plan Description – The City contributes to the Ohio Police and Fire Pension Fund (OP&F) sponsored health care program, a cost-sharing multiple-employer defined post-employment health care plan administered by OP&F. OP&F provides health care benefits including coverage for medical, prescription drugs, dental, vision, Medicare Part B Premium and long-term care to retirees, qualifying benefit recipients and their eligible dependents.

OP&F provides access to post-retirement health care coverage for any person who receives or is eligible to receive a monthly service, disability, or survivor benefit check or is a spouse or eligible dependent child of such person. The health care coverage provided by OP&F meets the definition of an Other Post-Employment Benefit (OPEB) as described in GASB Statement No. 45.

The Ohio Revised Code allows, but does not mandate OP&F to provide OPEB benefits. Authority for the OP&F Board of Trustees to provide health care coverage to eligible participants and to establish and amend benefits is codified in Chapter 742 of the Ohio Revised Code.

OP&F issues a publicly available financial report that includes financial information and required supplementary information for the plan. That report may be obtained by writing to OP&F, 140 East Town Street, Columbus, Ohio 43215-5164. That report is also available on OP&F's website at www.op-f.org.

Funding Policy – The Ohio Revised Code provides for contribution requirements of the participating employers and of plan members to the OP&F defined benefit pension plan. Participating employers are required by Ohio Revised Code to contribute to the pension plan at rates expressed as percentages of the payroll of active pension plan members, currently, 19.5 percent and 24.0 percent of covered payroll for police and fire employers, respectively. Active members do not make contributions to the OPEB Plan.

OP&F maintains funds for health care in two separate accounts. One for health care benefits under an IRS Code Section 115 trust and one for Medicare Part B reimbursements administrated as an Internal Revenue Code 401(h) account, both of which are within the defined benefit pension plan, under the authority granted by the Ohio Revised Code to the OP&F Board of Trustees.

The Board of Trustees is authorized to allocate a portion of the total employer contributions made into the pension plan to the Section 115 trust and the Section 401(h) account as the employer contribution for retiree health care benefits. For January 1, 2013, thru May 31, 2013, the employer contribution allocated to the health care plan was 4.69 percent of covered payroll. For June 1, 2013, thru December 31, 2013, the employer contribution allocated to the health care plan was 2.85 percent of covered payroll. The amount of employer contributions allocated to the health care plan each year is subject to the Trustees' primary responsibility to ensure that pension benefits are adequately funded and is limited by the provisions of Sections 115 and 401(h).

City of Brunswick, Ohio
Notes to the Basic Financial Statements
For the Year Ended December 31, 2013

The OP&F Board of Trustees also is authorized to establish requirements for contributions to the health care plan by retirees and their eligible dependents, or their surviving beneficiaries. Payment amounts vary depending on the number of covered dependents and the coverage selected.

The City's contributions to OP&F which were allocated to fund post-employment health care benefits for police and firefighters were \$105,611 and \$69,768 for the year ended December 31, 2013, \$199,924 and \$128,404 for the year ended December 31, 2012, and \$200,854 and \$131,882 for the year ended December 31, 2011. For 2013, 85.55 percent has been contributed for police and 84.72 percent has been contributed for firefighters with the balance for both police and firefighters being reported as an intergovernmental payable. The full amount has been contributed for 2012 and 2011.

Note 17 - Risk Management

The City is exposed to various risks of loss related to torts; theft of, damage to, and destruction of assets; errors and omissions; injuries to employees and natural disasters. The City has insurance coverage with Ohio Plan Risk Management Incorporated. The City's coverage for general liability, bodily injury and property damage to others is limited to \$13,000,000 per occurrence and has a \$15,000,000 aggregate limit per year.

Errors and omissions for public officials and police professional liability are \$13,000,000 per occurrence and \$15,000,000 aggregate per year. Vehicle coverage is limited to \$13,000,000 per each occurrence, no aggregate, and a \$2,500 physical damage deductible for comprehensive and collision for all City vehicles. Comprehensive crime is covered at \$100,000 with various individual bonds ranging from \$10,000 to \$1,000,000 in coverage.

Coverage for the City's buildings, furniture, fixtures, and contents has a limit of \$31,062,048 with a \$2,500 per event deductible. Inland marine coverage for all City property that moves has a limit of \$2,835,953 with a \$1,000 deductible.

Settled claims have not exceeded this commercial coverage in any of the past six years. There has not been a significant reduction in coverage from the prior year.

The City pays the State Workers' Compensation System a premium based on a rate per \$100 of salaries. This rate is calculated based on accident history and administrative costs.

Note 18 - Jointly Governed Organizations

Southwest Council of Governments

The Southwest Council of Governments helps foster cooperation between municipalities in areas affecting health, safety, welfare, education, economic conditions, and regional development. The board is comprised of one member from each of the sixteen participating entities. The board exercises total control over the operation of the Council including budgeting, appropriating, contracting, and designating management. Budgets are adopted by the board. Each city's degree of control is limited to its representation on the board. In 2013, the City contributed \$15,000 to the Southwest Council of Governments.

City of Brunswick, Ohio
Notes to the Basic Financial Statements
For the Year Ended December 31, 2013

The Council has established two subsidiary organizations, the Hazardous Material Response Team (“HAZ MAT”) which provides hazardous material protection and assistance, and the Southwest Enforcement Bureau which provides extra assistance to cities in the form of a SWAT Team. The Council’s financial statements may be obtained by contacting the Southwest Council of Governments, Parma Heights, Ohio.

Northeast Ohio Public Energy Council

The City is a member of the Northeast Ohio Public Energy Council (NOPEC). NOPEC is a regional council of governments formed under Chapter 167 of the Ohio Revised Code. NOPEC was formed to serve as a vehicle for communities wishing to proceed jointly with an aggregation program for the purchase of electricity. NOPEC is currently comprised of over 164 communities who have been authorized by ballot to purchase electricity on behalf of their citizens. The intent of NOPEC is to provide electricity at the lowest possible rates while at the same time insuring stability in prices by entering into long-term contracts with suppliers to provide electricity to the citizens of its member communities.

NOPEC is governed by a General Assembly made up of one representative from each member community. The representatives from each county then elect one person to serve on the eight-member NOPEC Board of Directors. The Board oversees and manages the operation of the aggregation program. The degree of control exercised by any participating government is limited to its representation in the General Assembly and on the Board. The City of Brunswick did not contribute to NOPEC during 2013. Financial information can be obtained by contacting Ronald McVoy, Board Chairman, 31360 Solon Road, Suite 33, Solon, Ohio 44139.

Medway Drug Enforcement Agency

The Medway Drug Enforcement Agency (the Agency) is an undercover investigative law enforcement agency whose objective is to remove illegal drugs from the community. The Agency is controlled by and is responsible to the Medway Council of Governments, which consists of two governing bodies: the General Assembly and the Governing Board. The General Assembly consists of a county commissioner, the City Manager of the City of Brunswick, and a representative of each township and village within the County. The Governing Board consists of the County Prosecutor and the County Sheriff, the Police Chief of the City of Brunswick, and one village chief of police chosen by a caucus of village chiefs of police. The Board exercises total control over the operations of the Agency including budgeting, appropriating, contracting and designating management. The degree of control exercised by the participating government is limited to its representation in the General Assembly and on the Board. The City of Brunswick contributed \$94,510 to Medway during 2013. The County Auditor and County Treasurer, respectively, serve as fiscal officer and custodian of funds for the Agency.

Note 19 - Interfund Transfers and Balances

Transfers

A transfer of \$543,000 was made from the general fund to the permanent improvement capital projects fund for various capital improvements. A transfer of \$1,008,837 was made from the general fund to the road improvement capital projects fund to assist with a road improvement projects and assist in providing local share requirements on past federal road projects. A transfer of \$111,508 was made from the storm sewer capital projects fund to the permanent improvement capital projects fund as a result of the completion of a stormwater project accounted for in the storm sewer fund.

City of Brunswick, Ohio
Notes to the Basic Financial Statements
For the Year Ended December 31, 2013

Balances

Interfund receivables and payables are due to the timing of the receipt of grant monies by the nonmajor funds. All interfund balances will be repaid within one year. Loans from other funds are due to the land held for resale in the Brunswick Lake construction fund, which was originally paid for by the general fund. Loans from other funds will be repaid in more than one year with the proceeds from the sale of the land after all contractual obligations are paid. As of December 31, 2013, the loan balance between the general fund and the brunswick lake construction fund was \$1,411,286.

Interfund balances at December 31, 2013, consist of the following:

	Receivables	Payables
Major Funds		
General Fund	\$2,170,341	\$0
Road Improvement	0	749,442
Stormwater	0	152,500
Total Major Funds	2,170,341	901,942
Nonmajor Funds		
<i>Special Revenue Funds:</i>		
Department of Justice Federal Grant	0	303,399
Community Home Investment Program Grant	0	250,000
Medina County Safe Communities Grant	0	92,000
<i>Capital Projects Funds:</i>		
Community Development Block Grant	0	83,000
Environmental Protection Agency Grant	0	100,000
Ohio Environmental Improvement Grant	0	440,000
Total Nonmajor Funds	0	1,268,399
Total All Funds	\$2,170,341	\$2,170,341

Note 20 – Significant Commitments

Contractual Commitments

As of December 31, 2013, the City had the following contractual commitments:

Project	Amount Remaining on Contract
Boston Road and North Carpenter Road	\$1,950,000
Fiber Optic Ring City Contractual Commitment	380,212
North Park/Woodstock Detention Basin	347,665
Computer Software/Hardware Upgrades	220,461
CHIP (CDBG/HOME) Grant Projects	105,030
Dump Truck Bodies and Plow Packages	103,268
OPWC Grafton Road Phase II Project	69,007
EMS Power Cots	62,011
Total	\$3,237,654

City of Brunswick, Ohio
Notes to the Basic Financial Statements
For the Year Ended December 31, 2013

Encumbrances

Encumbrances are commitments related to unperformed contracts for goods or services. Encumbrance accounting is utilized to the extent necessary to assure effective budgetary control and accountability and to facilitate effective cash planning and control. At year end the amount of encumbrances expected to be honored upon performance by the vendor in the next year or soon thereafter were as follows:

Governmental		Business-Type	
General	\$685,835	Refuse	\$22,515
Fire Department	149,937	Stormwater	23,424
Street Repair and Maintenance	172,188	Total	\$45,939
Police	38,842		
Road Improvements	2,206,013		
Other Governmental funds	1,186,208		
Total	\$4,439,023		

Note 21 – Subsequent Event

In February 2014, City Council passed Ordinance 11-14 transferring \$1,272,100 to various capital and road improvement funds for future projects. Ordinance 11-14 was enacted to comply with the City's fund balance reserve policy.

**Combining and Individual
Fund Statements and Schedules**

This page intentionally left blank.

Fund Descriptions – Nonmajor Governmental Funds

Nonmajor Special Revenue Funds

Special revenue funds are used to account for and report the proceeds of specific revenue sources that are restricted or committed to expenditures for specified purposes other than debt service or capital projects.

Court Computerization Fund To account for and report court fees and fines restricted to maintain and support the systems of the mayor's court.

Federal Emergency Management Agency (FEMA) Grant Fund To account for and report restricted federal grant monies used to assist local governments in disaster assistance.

Drug Enforcement Fund To account for and report restricted County shared revenues which help support Medway, a drug enforcement operation.

State Highway Fund To account for and report restricted State gasoline tax and motor vehicle registration fees for maintenance of State highways within the City.

Law Enforcement Fund To account for and report monies received from the sale or disposition of seized contraband. Expenditures are restricted for law enforcement purposes.

Brunswick Transit Alternative Fund To account for and report federal, State and local intergovernmental monies, user charges and income tax monies restricted for the development, implementation and operation of a bus transit system in the City.

Revolving Loan Fund To account for and report restricted loans made by the City to local businesses and the subsequent repayment of these loans. In addition, a portion of these funds can be used for certain capital projects upon approval of the United States Department of Housing and Urban Development.

Parks Fund To account for and report income tax monies committed for the development, maintenance and operations of the City's parks.

Department of Justice Federal Grant Fund To account for and report restricted federal grants originated from the Department of Justice Fund.

Enforcement and Education Fund To account for and report fines imposed under Section 4511.99 (A) of the Ohio Revised Code. These monies are restricted to pay costs incurred in enforcing Section 4511.19 of the Ohio Revised Code, and to educate the public about the laws against and the dangers of operating a motor vehicle while under the influence of alcohol.

Community Recreation Center Fund To account for and report membership fees, program fees, sales and general fund subsidies committed to operate the Rec-Center.

Community Home Investment Program Grant Fund To account for and report federal monies restricted for providing rehabilitation, home repair and emergency payment assistance in an effort to prevent homelessness and provide homeownership assistance.

(continued)

Neighborhood Stabilization Program Grant Fund To account for and report federal monies restricted for developing viable urban communities by means of providing decent housing, a suitable living environment and expanding economic opportunities, principally for persons of low to moderate income.

Medina County Safe Communities Grant Fund To account for and report federal monies restricted for eligible activities of the Medina County Safe Communities grant.

Cable TV Fund To account for and report cable franchise fees assigned for and report providing local programming. This fund is included with the general fund for GAAP reporting as it does not have a restricted or committed revenue source.

Nonmajor Debt Service Fund

The debt service funds are used to account for and report financial resources that are restricted, committed or assigned to expenditures for principal and interest.

General Obligation Bond Retirement Fund To account for and report tax levies that are restricted for the repayment of general obligation bonds of the City.

Special Assessment Bond Retirement Fund To account for and report the collection of special assessments levied against benefited properties restricted for the payment of special assessment bonds and the related interest.

Nonmajor Capital Projects Funds

Capital projects funds are used to account for and report financial resources that are restricted, committed or assigned to expenditure for capital outlays, including the acquisition or construction of capital facilities and other capital assets.

Community Development Block Grant Fund To account for and report federal grant monies restricted for various capital projects of the City.

Fire Department Improvement Fund To account for and report note proceeds restricted for capital improvements or capital purchases relating to the fire department.

Permanent Improvement Fund To account for and report land sales monies restricted for the purpose of improving, constructing, maintaining, and purchasing those items necessary to enhance the operation of the City.

Traffic Control Equipment Fund To account for and report income tax monies assigned to the purchase of traffic control equipment. This fund did not have any budgetary activity in 2013, therefore, budgetary information is not provided.

Park Development Fund To account for and report fees committed and assigned for the development of various City parks and Public Square.

City Hall Expansion Fund To account for and report the transfers assigned to the expansion and improvement of City Hall.

Environmental Protection Agency Grant Fund To account for and report federal grant monies restricted the water resource restoration sponsor program administrated by the EPA.

(continued)

Ohio Environmental Improvement Grant Fund To account for and report federal grant monies restricted to help alleviate some of the environmental infrastructure problems of the City of Brunswick by reconstructing storm sewers, detention basins and related improvements and acquiring real estate and interests in real estate.

Storm Sewer Fund To account for and report the transfers, debt proceeds and grant monies restricted for improvements to various City storm sewers.

Brunswick Lake Construction Fund To account for and report the purchase of and improvements assigned to the Brunswick Lake site financed by the proceeds of bonds and loans from the general fund.

City of Brunswick, Ohio
Combining Balance Sheet
Nonmajor Governmental Funds
December 31, 2013

	Nonmajor Special Revenue Funds	Nonmajor Debt Service Funds	Nonmajor Capital Projects Funds	Total Nonmajor Governmental Funds
Assets				
Equity in Pooled Cash and Cash Equivalents	\$2,301,481	\$948,606	\$2,012,345	\$5,262,432
Cash and Cash Equivalents				
With Fiscal Agents	0	647	0	647
Investments	0	12,664	0	12,664
Receivables:				
Income Taxes	369,812	164,361	164,361	698,534
Intergovernmental	121,335	0	204,807	326,142
Notes	0	0	275,590	275,590
Special Assessments	0	1,275,311	0	1,275,311
Materials and Supplies Inventory	37,370	0	0	37,370
Assets Held for Resale	0	0	837,210	837,210
<i>Total Assets</i>	<u>\$2,829,998</u>	<u>\$2,401,589</u>	<u>\$3,494,313</u>	<u>\$8,725,900</u>
Liabilities				
Accounts Payable	\$75,821	\$0	\$979	\$76,800
Contracts Payable	0	0	22,175	22,175
Accrued Wages	33,233	0	0	33,233
Interfund Payable	645,399	0	623,000	1,268,399
Loans from Other Funds	0	0	1,411,286	1,411,286
Matured Interest Payable	0	647	0	647
<i>Total Liabilities</i>	<u>754,453</u>	<u>647</u>	<u>2,057,440</u>	<u>2,812,540</u>
Deferred Inflows of Resources				
Unavailable Revenue	408,578	1,420,383	349,879	2,178,840
Fund Balances				
Nonspendable	37,370	0	0	37,370
Restricted	690,100	980,559	1,056,824	2,727,483
Committed	972,024	0	283,527	1,255,551
Assigned	0	0	28,746	28,746
Unassigned (Deficit)	(32,527)	0	(282,103)	(314,630)
<i>Total Fund Balances</i>	<u>1,666,967</u>	<u>980,559</u>	<u>1,086,994</u>	<u>3,734,520</u>
<i>Total Liabilities, Deferred Inflows of Resources and Fund Balances</i>	<u>\$2,829,998</u>	<u>\$2,401,589</u>	<u>\$3,494,313</u>	<u>\$8,725,900</u>

City of Brunswick, Ohio
Combining Statement of Revenues, Expenditures and Changes in Fund Balances
Nonmajor Governmental Funds
For the Year Ended December 31, 2013

	Nonmajor Special Revenue Funds	Nonmajor Debt Service Funds	Nonmajor Capital Projects Funds	Total Nonmajor Governmental Funds
Revenues				
Municipal Income Tax	\$568,995	\$288,511	\$288,508	\$1,146,014
Charges for Services	1,151,584	0	0	1,151,584
Special Assessments	0	205,990	0	205,990
Licenses, Permits and Fees	0	0	38,690	38,690
Fines and Forfeitures	37,624	0	0	37,624
Intergovernmental	600,225	0	291,308	891,533
Sales	85	0	0	85
Interest	27	0	0	27
Other	16,573	0	31,500	48,073
<i>Total Revenues</i>	<u>2,375,113</u>	<u>494,501</u>	<u>650,006</u>	<u>3,519,620</u>
Expenditures				
Current:				
General Government	28,490	3,303	0	31,793
Security of Persons and Property	211,170	0	0	211,170
Transportation	383,368	0	0	383,368
Community Environment	48,150	0	0	48,150
Leisure Time Activities	1,366,463	0	0	1,366,463
Capital Outlay	0	0	882,006	882,006
Debt Service:				
Principal Retirement	50,000	138,607	0	188,607
Interest and Fiscal Charges	50,185	69,518	0	119,703
<i>Total Expenditures</i>	<u>2,137,826</u>	<u>211,428</u>	<u>882,006</u>	<u>3,231,260</u>
<i>Excess of Revenues Over (Under) Expenditures</i>	<u>237,287</u>	<u>283,073</u>	<u>(232,000)</u>	<u>288,360</u>
Other Financing Sources (Uses)				
Transfers In	0	0	654,508	654,508
Transfers Out	0	0	(111,508)	(111,508)
<i>Total Other Financing Sources (Uses)</i>	<u>0</u>	<u>0</u>	<u>543,000</u>	<u>543,000</u>
<i>Net Change in Fund Balances</i>	237,287	283,073	311,000	831,360
<i>Fund Balances Beginning of Year</i>	<u>1,429,680</u>	<u>697,486</u>	<u>775,994</u>	<u>2,903,160</u>
<i>Fund Balances End of Year</i>	<u><u>\$1,666,967</u></u>	<u><u>\$980,559</u></u>	<u><u>\$1,086,994</u></u>	<u><u>\$3,734,520</u></u>

City of Brunswick, Ohio
Combining Balance Sheet
Nonmajor Special Revenue Funds
December 31, 2013

	<u>Court Computerization</u>	<u>State Highway</u>	<u>Law Enforcement</u>	<u>Brunswick Transit Alternative</u>	<u>Revolving Loan</u>
Assets					
Equity in Pooled Cash and Cash Equivalents	\$26,254	\$296,168	\$7,743	\$272,970	\$55,903
Receivables:					
Income Taxes	0	0	0	82,180	0
Intergovernmental	0	60,157	0	41,389	0
Materials and Supplies Inventory	0	0	0	0	0
<i>Total Assets</i>	<u>\$26,254</u>	<u>\$356,325</u>	<u>\$7,743</u>	<u>\$396,539</u>	<u>\$55,903</u>
Liabilities					
Accounts Payable	\$627	\$3,165	\$0	\$18,539	\$0
Accrued Wages	1,288	0	0	1,015	0
Interfund Payable	0	0	0	0	0
<i>Total Liabilities</i>	<u>1,915</u>	<u>3,165</u>	<u>0</u>	<u>19,554</u>	<u>0</u>
Deferred Inflows of Resources					
Unavailable Revenue	0	50,167	0	92,913	0
Fund Balances					
Nonspendable	0	0	0	0	0
Restricted	24,339	302,993	7,743	284,072	55,903
Committed	0	0	0	0	0
Unassigned (Deficit)	0	0	0	0	0
<i>Total Fund Balances (Deficit)</i>	<u>24,339</u>	<u>302,993</u>	<u>7,743</u>	<u>284,072</u>	<u>55,903</u>
<i>Total Liabilities, Deferred Inflows of Resources and Fund Balances</i>	<u>\$26,254</u>	<u>\$356,325</u>	<u>\$7,743</u>	<u>\$396,539</u>	<u>\$55,903</u>

<u>Parks</u>	<u>Department of Justice Federal Grant</u>	<u>Enforcement and Education</u>	<u>Community Recreation Center</u>	<u>Community Home Investment Program Grant</u>	<u>Medina County Safe Communities Grant</u>	<u>Total Nonmajor Special Revenue Funds</u>
\$406,436	\$291,968	\$15,050	\$600,774	\$237,975	\$90,240	\$2,301,481
287,632	0	0	0	0	0	369,812
0	17,303	0	0	0	2,486	121,335
36,535	0	0	835	0	0	37,370
<u>\$730,603</u>	<u>\$309,271</u>	<u>\$15,050</u>	<u>\$601,609</u>	<u>\$237,975</u>	<u>\$92,726</u>	<u>\$2,829,998</u>
\$15,808	\$2,127	\$0	\$24,004	\$11,551	\$0	\$75,821
8,935	1,342	0	20,195	0	458	33,233
0	303,399	0	0	250,000	92,000	645,399
24,743	306,868	0	44,199	261,551	92,458	754,453
253,876	9,136	0	0	0	2,486	408,578
36,535	0	0	835	0	0	37,370
0	0	15,050	0	0	0	690,100
415,449	0	0	556,575	0	0	972,024
0	(6,733)	0	0	(23,576)	(2,218)	(32,527)
451,984	(6,733)	15,050	557,410	(23,576)	(2,218)	1,666,967
<u>\$730,603</u>	<u>\$309,271</u>	<u>\$15,050</u>	<u>\$601,609</u>	<u>\$237,975</u>	<u>\$92,726</u>	<u>\$2,829,998</u>

City of Brunswick, Ohio
Combining Statement of Revenues, Expenditures and Changes in Fund Balances
Nonmajor Special Revenue Funds
For the Year Ended December 31, 2013

	Court Computerization	FEMA Grant	Drug Enforcement	State Highway	Law Enforcement	Brunswick Transit Alternative	Revolving Loan
Revenues							
Municipal Income Tax	\$0	\$0	\$0	\$0	\$0	\$124,776	\$0
Charges for Services	0	0	0	0	0	34,032	0
Fines and Forfeitures	31,602	0	0	145	1,819	0	0
Intergovernmental	0	0	94,510	120,552	0	237,344	0
Sales	0	0	0	0	0	0	0
Interest	0	0	0	0	0	0	27
Other	0	0	0	0	1,154	3,803	0
<i>Total Revenues</i>	<u>31,602</u>	<u>0</u>	<u>94,510</u>	<u>120,697</u>	<u>2,973</u>	<u>399,955</u>	<u>27</u>
Expenditures							
Current:							
General Government	28,490	0	0	0	0	0	0
Security of Persons and Property	0	4,656	94,510	0	0	0	0
Transportation	0	0	0	37,087	0	346,281	0
Community Environment	0	0	0	0	0	0	0
Leisure Time Activities	0	0	0	0	0	0	0
Debt Service:							
Principal Retirement	0	0	0	50,000	0	0	0
Interest and Fiscal Charges	0	0	0	50,185	0	0	0
<i>Total Expenditures</i>	<u>28,490</u>	<u>4,656</u>	<u>94,510</u>	<u>137,272</u>	<u>0</u>	<u>346,281</u>	<u>0</u>
<i>Net Change in Fund Balances</i>	3,112	(4,656)	0	(16,575)	2,973	53,674	27
<i>Fund Balances (Deficit)</i>							
<i>Beginning of Year</i>	<u>21,227</u>	<u>4,656</u>	<u>0</u>	<u>319,568</u>	<u>4,770</u>	<u>230,398</u>	<u>55,876</u>
<i>Fund Balances (Deficit) End of Year</i>	<u>\$24,339</u>	<u>\$0</u>	<u>\$0</u>	<u>\$302,993</u>	<u>\$7,743</u>	<u>\$284,072</u>	<u>\$55,903</u>

Parks	Department of Justice Federal Grant	Enforcement and Education	Community Recreation Center	Community Home Investment Program Grant	Neighborhood Stabilization Program Grant	Medina County Safe Communities Grant	Total Nonmajor Special Revenue Funds
\$444,219	\$0	\$0	\$0	\$0	\$0	\$0	\$568,995
2,475	0	0	1,115,077	0	0	0	1,151,584
0	0	4,058	0	0	0	0	37,624
0	102,854	0	0	27,074	2,067	15,824	600,225
0	0	0	85	0	0	0	85
0	0	0	0	0	0	0	27
2,096	0	0	9,520	0	0	0	16,573
<u>448,790</u>	<u>102,854</u>	<u>4,058</u>	<u>1,124,682</u>	<u>27,074</u>	<u>2,067</u>	<u>15,824</u>	<u>2,375,113</u>
0	0	0	0	0	0	0	28,490
0	95,763	500	0	0	0	15,741	211,170
0	0	0	0	0	0	0	383,368
0	0	0	0	46,039	2,111	0	48,150
331,714	0	0	1,034,749	0	0	0	1,366,463
0	0	0	0	0	0	0	50,000
0	0	0	0	0	0	0	50,185
<u>331,714</u>	<u>95,763</u>	<u>500</u>	<u>1,034,749</u>	<u>46,039</u>	<u>2,111</u>	<u>15,741</u>	<u>2,137,826</u>
117,076	7,091	3,558	89,933	(18,965)	(44)	83	237,287
<u>334,908</u>	<u>(13,824)</u>	<u>11,492</u>	<u>467,477</u>	<u>(4,611)</u>	<u>44</u>	<u>(2,301)</u>	<u>1,429,680</u>
<u>\$451,984</u>	<u>(\$6,733)</u>	<u>\$15,050</u>	<u>\$557,410</u>	<u>(\$23,576)</u>	<u>\$0</u>	<u>(\$2,218)</u>	<u>\$1,666,967</u>

City of Brunswick, Ohio
Combining Balance Sheet
Nonmajor Debt Service Funds
December 31, 2013

	General Obligation Bond Retirement	Special Assessment Bond Retirement	Total Nonmajor Debt Service Funds
Assets			
Equity in Pooled Cash and Cash Equivalents	\$784,241	\$164,365	\$948,606
Cash and Cash Equivalents With Fiscal Agents	647	0	647
Investments	12,664	0	12,664
Income Tax Receivable	164,361	0	164,361
Special Assessments Receivable	0	1,275,311	1,275,311
<i>Total Assets</i>	<u>\$961,913</u>	<u>\$1,439,676</u>	<u>\$2,401,589</u>
Liabilities			
Matured Interest Payable	\$647	\$0	\$647
Deferred Inflows of Resources			
Unavailable Revenue	145,072	1,275,311	1,420,383
Fund Balances			
Restricted	816,194	164,365	980,559
<i>Total Liabilities, Deferred Inflows of Resources and Fund Balances</i>	<u>\$961,913</u>	<u>\$1,439,676</u>	<u>\$2,401,589</u>

City of Brunswick, Ohio

Combining Statement of Revenues, Expenditures and Changes in Fund Balances

Nonmajor Debt Service Funds

For the Year Ended December 31, 2013

	General Obligation Bond Retirement	Special Assessment Bond Retirement	Total Nonmajor Debt Service Funds
Revenues			
Municipal Income Tax	\$288,511	\$0	\$288,511
Special Assessments	0	205,990	205,990
<i>Total Revenues</i>	<u>288,511</u>	<u>205,990</u>	<u>494,501</u>
Expenditures			
Current:			
General Government	0	3,303	3,303
Debt Service:			
Principal Retirement	0	138,607	138,607
Interest and Fiscal Charges	0	69,518	69,518
<i>Total Expenditures</i>	<u>0</u>	<u>211,428</u>	<u>211,428</u>
<i>Net Change in Fund Balances</i>	288,511	(5,438)	283,073
<i>Fund Balances Beginning of Year</i>	<u>527,683</u>	<u>169,803</u>	<u>697,486</u>
<i>Fund Balances End of Year</i>	<u>\$816,194</u>	<u>\$164,365</u>	<u>\$980,559</u>

City of Brunswick, Ohio
Combining Balance Sheet
Nonmajor Capital Projects Funds
December 31, 2013

	<u>Community Development Block Grant</u>	<u>Fire Department Improvement</u>	<u>Permanent Improvement</u>	<u>Traffic Control Equipment</u>
Assets				
Equity in Pooled Cash and Cash Equivalents	\$80,375	\$100,117	\$940,123	\$3,125
Receivables:				
Income Taxes	0	0	164,361	0
Intergovernmental	0	0	0	0
Notes	0	0	0	0
Assets Held for Resale	<u>0</u>	<u>0</u>	<u>0</u>	<u>0</u>
<i>Total Assets</i>	<u><u>\$80,375</u></u>	<u><u>\$100,117</u></u>	<u><u>\$1,104,484</u></u>	<u><u>\$3,125</u></u>
Liabilities				
Accounts Payable	\$979	\$0	\$0	\$0
Contracts Payable	0	0	2,705	0
Interfund Payable	83,000	0	0	0
Loans from Other Funds	<u>0</u>	<u>0</u>	<u>0</u>	<u>0</u>
<i>Total Liabilities</i>	<u><u>83,979</u></u>	<u><u>0</u></u>	<u><u>2,705</u></u>	<u><u>0</u></u>
Deferred Inflows of Resources				
Unavailable Revenue	<u>0</u>	<u>0</u>	<u>145,072</u>	<u>0</u>
Fund Balances				
Restricted	0	100,117	956,707	0
Committed	0	0	0	0
Assigned	0	0	0	3,125
Unassigned (Deficit)	<u>(3,604)</u>	<u>0</u>	<u>0</u>	<u>0</u>
<i>Total Fund Balances (Deficit)</i>	<u><u>(3,604)</u></u>	<u><u>100,117</u></u>	<u><u>956,707</u></u>	<u><u>3,125</u></u>
<i>Total Liabilities, Deferred Inflows of Resources and Fund Balances</i>	<u><u>\$80,375</u></u>	<u><u>\$100,117</u></u>	<u><u>\$1,104,484</u></u>	<u><u>\$3,125</u></u>

<u>Park Development</u>	<u>City Hall Expansion</u>	<u>Environmental Protection Agency Grant</u>	<u>Ohio Environmental Improvement Grant</u>	<u>Brunswick Lake Construction</u>	<u>Total Nonmajor Capital Projects Funds</u>
\$295,825	\$13,323	\$14,245	\$401,902	\$163,310	\$2,012,345
0	0	0	0	0	164,361
0	0	0	204,807	0	204,807
0	0	0	0	275,590	275,590
0	0	0	0	837,210	837,210
<u>\$295,825</u>	<u>\$13,323</u>	<u>\$14,245</u>	<u>\$606,709</u>	<u>\$1,276,110</u>	<u>\$3,494,313</u>
\$0	\$0	\$0	\$0	\$0	\$979
0	0	137	19,333	0	22,175
0	0	100,000	440,000	0	623,000
0	0	0	0	1,411,286	1,411,286
0	0	100,137	459,333	1,411,286	2,057,440
0	0	0	204,807	0	349,879
0	0	0	0	0	1,056,824
283,527	0	0	0	0	283,527
12,298	13,323	0	0	0	28,746
0	0	(85,892)	(57,431)	(135,176)	(282,103)
295,825	13,323	(85,892)	(57,431)	(135,176)	1,086,994
<u>\$295,825</u>	<u>\$13,323</u>	<u>\$14,245</u>	<u>\$606,709</u>	<u>\$1,276,110</u>	<u>\$3,494,313</u>

City of Brunswick, Ohio
Combining Statement of Revenues, Expenditures and Changes in Fund Balances
Nonmajor Capital Projects Funds
For the Year Ended December 31, 2013

	Community Development Block Grant	Fire Department Improvement	Permanent Improvement	Traffic Control Equipment	Park Development
Revenues					
Municipal Income Tax	\$0	\$0	\$288,508	\$0	\$0
Licenses, Permits and Fees	0	0	0	0	38,690
Intergovernmental	72,142	0	0	0	0
Other	0	0	0	0	0
<i>Total Revenues</i>	72,142	0	288,508	0	38,690
Expenditures					
Capital Outlay	74,704	0	241,592	0	18,140
<i>Excess of Revenues Over (Under) Expenditures</i>	(2,562)	0	46,916	0	20,550
Other Financing Sources (Uses)					
Transfers In	0	0	654,508	0	0
Transfers Out	0	0	0	0	0
<i>Total Other Financing Sources (Uses)</i>	0	0	654,508	0	0
<i>Net Change in Fund Balances</i>	(2,562)	0	701,424	0	20,550
Fund Balances (Deficit)					
<i>Beginning of Year</i>	(1,042)	100,117	255,283	3,125	275,275
<i>Fund Balances (Deficit) End of Year</i>	(\$3,604)	\$100,117	\$956,707	\$3,125	\$295,825

City Hall Expansion	Environmental Protection Agency Grant	Ohio Environmental Improvement Grant	Storm Sewer	Brunswick Lake Construction	Total Nonmajor Capital Projects Funds
\$0	\$0	\$0	\$0	\$0	\$288,508
0	0	0	0	0	38,690
0	0	219,166	0	0	291,308
0	0	0	0	31,500	31,500
0	0	219,166	0	31,500	650,006
37,390	62,115	331,324	15,092	101,649	882,006
(37,390)	(62,115)	(112,158)	(15,092)	(70,149)	(232,000)
0	0	0	0	0	654,508
0	0	0	(111,508)	0	(111,508)
0	0	0	(111,508)	0	543,000
(37,390)	(62,115)	(112,158)	(126,600)	(70,149)	311,000
50,713	(23,777)	54,727	126,600	(65,027)	775,994
\$13,323	(\$85,892)	(\$57,431)	\$0	(\$135,176)	\$1,086,994

Fund Descriptions - Fiduciary Funds

Fiduciary funds are used to account for assets held by the City in a trustee capacity or as an agent for individuals, private organizations, other governments, and/or other funds. The following is the City's fiduciary fund type:

Agency Funds

These funds are purely custodial (assets equal liabilities) and thus do not involve the measurement of results of operations.

Performance Bond Fund To account for monies posted for grade and engineer bonds. These monies are returned after final approval by the City.

Family Violence Fund To account for grant monies received for the Committee Against Family Violence. The City's role, as directed by the Committee, is limited to that of custodian of funds.

Recreational Programs Fund To account for purchases of supplies and equipment for local softball teams.

Flex Spending Fund To account for monies withheld from employees' paychecks for future child care and health services purchased by the employee.

Non-Residential Three Percent Fund To account for an assessment on fees for the inspection of nonresidential buildings which is collected on behalf of the State Board of Building Standards.

Residential One Percent Fund To account for an assessment on fees for the inspection of residential buildings which is collected on behalf of the State Board of Building Standards.

City of Brunswick, Ohio
Combining Statement of Changes in Assets and Liabilities
Agency Funds
For the Year Ended December 31, 2013

	Beginning Balance 12/31/12	Additions	Deductions	Ending Balance 12/31/13
<i>Performance Bond</i>				
Assets				
Equity in Pooled Cash and Cash Equivalents	\$519,132	\$155,172	\$121,845	\$552,459
Cash and Cash Equivalents in Segregated Accounts	2,223	5	0	2,228
Total Assets	\$521,355	\$155,177	\$121,845	\$554,687
Liabilities				
Undistributed Assets	\$521,355	\$155,177	\$121,845	\$554,687
<i>Family Violence</i>				
Assets				
Equity in Pooled Cash and Cash Equivalents	\$3,307	\$0	\$0	\$3,307
Liabilities				
Undistributed Assets	\$3,307	\$0	\$0	\$3,307
<i>Recreational Programs</i>				
Assets				
Equity in Pooled Cash and Cash Equivalents	\$1,030	\$0	\$0	\$1,030
Liabilities				
Undistributed Assets	\$1,030	\$0	\$0	\$1,030
<i>Flex Spending</i>				
Assets				
Equity in Pooled Cash and Cash Equivalents	\$7,321	\$53,494	\$51,799	\$9,016
Liabilities				
Undistributed Assets	\$7,321	\$53,494	\$51,799	\$9,016

(continued)

City of Brunswick, Ohio
Combining Statement of Changes in Assets and Liabilities
Agency Funds (continued)
For the Year Ended December 31, 2013

	Beginning Balance 12/31/12	Additions	Deductions	Ending Balance 12/31/13
<i>Non-Residential Three Percent</i>				
Assets				
Equity in Pooled Cash and Cash Equivalents	\$2,295	\$6,373	\$6,525	\$2,143
Liabilities				
Undistributed Assets	\$2,295	\$6,373	\$6,525	\$2,143
<i>Residential One Percent</i>				
Assets				
Equity in Pooled Cash and Cash Equivalents	\$398	\$1,623	\$1,578	\$443
Liabilities				
Undistributed Assets	\$398	\$1,623	\$1,578	\$443
<i>Total - All Agency Funds</i>				
Assets				
Equity in Pooled Cash and Cash Equivalents	\$533,483	\$216,662	\$181,747	\$568,398
Cash and Cash Equivalents in Segregated Accounts	2,223	5	0	2,228
<i>Total Assets</i>	\$535,706	\$216,667	\$181,747	\$570,626
Liabilities				
Undistributed Assets	\$535,706	\$216,667	\$181,747	\$570,626

**Individual Fund Schedules of Revenues, Expenditures/Expenses
and Changes in Fund Balances/Equity -
Budget (Non-GAAP Basis) and Actual**

City of Brunswick, Ohio
Schedule of Revenues, Expenditures and Changes
in Fund Balance - Budget (Non-GAAP Basis) and Actual
General Fund
For the Year Ended December 31, 2013

	Budgeted Amounts		Actual	Variance with Final Budget Positive (Negative)
	Original	Final		
Revenues				
Property Taxes	\$1,400,468	\$1,400,468	\$1,412,935	\$12,467
Municipal Income Tax	2,609,441	2,609,441	2,833,994	224,553
Charges for Services	104,797	162,646	163,246	600
Licenses, Permits and Fees	592,414	919,432	988,382	68,950
Fines and Forfeitures	902	1,400	1,350	(50)
Intergovernmental	573,334	889,819	908,407	18,588
Interest	20,160	31,289	32,260	971
Other	48,648	44,462	32,945	(11,517)
<i>Total Revenues</i>	5,350,164	6,058,957	6,373,519	314,562
Expenditures				
Current:				
General Government:				
City Manager:				
Salaries and Wages	158,839	160,139	130,235	29,904
Fringe Benefits	78,049	89,782	77,191	12,591
Purchased Services	19,070	21,936	20,739	1,197
Materials and Supplies	3,868	4,450	3,714	736
Capital Outlay	3,343	3,393	2,258	1,135
Other	2,608	3,000	1,970	1,030
Total City Manager	265,777	282,700	236,107	46,593
City Council:				
Salaries and Wages	161,411	166,306	164,552	1,754
Fringe Benefits	59,687	54,705	53,232	1,473
Purchased Services	12,423	11,344	9,147	2,197
Materials and Supplies	987	905	733	172
Other	2,073	1,900	997	903
Total City Council	236,581	235,160	228,661	6,499
Mayor's Court:				
Salaries and Wages	75,826	76,561	71,397	5,164
Fringe Benefits	42,353	41,480	38,820	2,660
Purchased Services	37,688	33,783	19,457	14,326
Materials and Supplies	2,144	2,100	1,384	716
Other	1,225	1,200	585	615
Total Mayor's Court	159,236	155,124	131,643	23,481
Commemorative Affairs:				
Materials and Supplies	\$9,500	\$9,500	\$9,405	\$95

(continued)

City of Brunswick, Ohio
Schedule of Revenues, Expenditures and Changes
In Fund Balance - Budget (Non-GAAP Basis) and Actual
General Fund (continued)
For the Year Ended December 31, 2013

	Budgeted Amounts		Actual	Variance with Final Budget Positive (Negative)
	Original	Final		
Finance Office:				
Salaries and Wages	\$199,815	\$203,341	\$191,362	\$11,979
Fringe Benefits	77,173	101,717	96,488	5,229
Purchased Services	37,271	34,405	30,077	4,328
Materials and Supplies	2,163	2,282	1,676	606
Capital Outlay	80,312	47,371	46,947	424
Other	1,745	2,300	1,677	623
Total Finance Office	398,479	391,416	368,227	23,189
Administrative Services:				
Salaries and Wages	91,347	92,847	84,072	8,775
Fringe Benefits	40,062	42,235	36,266	5,969
Purchased Services	13,685	14,372	5,319	9,053
Materials and Supplies	12,941	13,643	4,700	8,943
Capital Outlay	1,328	1,400	1,225	175
Other	996	1,050	927	123
Total Administrative Services	160,359	165,547	132,509	33,038
Income Tax:				
Salaries and Wages	152,223	152,223	132,632	19,591
Fringe Benefits	56,064	65,901	48,776	17,125
Purchased Services	51,985	55,051	40,654	14,397
Materials and Supplies	15,389	17,317	12,362	4,955
Capital Outlay	56,685	32,925	31,813	1,112
Other	851	1,000	426	574
Total Income Tax	333,197	324,417	266,663	57,754
Law Director:				
Salaries and Wages	157,159	157,159	145,946	11,213
Fringe Benefits	43,916	47,510	40,878	6,632
Purchased Services	291,011	281,425	142,818	138,607
Materials and Supplies	2,172	2,350	1,973	377
Capital Outlay	1,109	1,200	1,012	188
Other	975	1,055	935	120
Total Law Director	496,342	490,699	333,562	157,137
Engineer:				
Salaries and Wages	64,705	64,705	63,243	1,462
Fringe Benefits	8,364	11,559	10,346	1,213
Purchased Services	188,596	218,265	173,386	44,879
Materials and Supplies	543	750	223	527
Capital Outlay	3,454	2,700	1,838	862
Total Engineer	\$265,662	\$297,979	\$249,036	\$48,943

(continued)

City of Brunswick, Ohio
Schedule of Revenues, Expenditures and Changes
In Fund Balance - Budget (Non-GAAP Basis) and Actual
General Fund (continued)
For the Year Ended December 31, 2013

	Budgeted Amounts		Actual	Variance with Final Budget Positive (Negative)
	Original	Final		
Information Systems:				
Salaries and Wages	\$101,233	\$107,078	\$96,642	\$10,436
Fringe Benefits	56,863	46,912	43,752	3,160
Purchased Services	51,598	37,926	37,412	514
Materials and Supplies	424	350	3	347
Capital Outlay	27,078	12,308	12,258	50
Other	5,530	2,500	2,499	1
Total Information Systems	242,726	207,074	192,566	14,508
Land and Buildings:				
Salaries and Wages	14,510	14,510	12,379	2,131
Fringe Benefits	2,007	2,548	1,253	1,295
Purchased Services	51,345	50,566	39,652	10,914
Materials and Supplies	403	512	303	209
Capital Outlay	159	200	0	200
Total Land and Buildings	68,424	68,336	53,587	14,749
Board and Commissions:				
Salaries and Wages	3,088	3,088	22	3,066
Fringe Benefits	575	575	4	571
Purchased Services	50	50	0	50
Materials and Supplies	2,540	2,540	165	2,375
Total Board and Commissions	6,253	6,253	191	6,062
General Administration:				
Purchased Services	672,586	601,803	500,194	101,609
Materials and Supplies	15,653	16,901	5,996	10,905
Capital Outlay	31,103	31,724	31,474	250
Other	141,137	149,389	132,980	16,409
Total General Administration	860,479	799,817	670,644	129,173
Total General Government	\$3,503,015	\$3,434,022	\$2,872,801	\$561,221

(continued)

City of Brunswick, Ohio
Schedule of Revenues, Expenditures and Changes
In Fund Balance - Budget (Non-GAAP Basis) and Actual
General Fund (continued)
For the Year Ended December 31, 2013

	Budgeted Amounts		Actual	Variance with Final Budget Positive (Negative)
	Original	Final		
Security of Persons and Property:				
Salaries and Wages	\$55,014	\$56,201	\$53,675	\$2,526
Fringe Benefits	38,639	35,678	33,586	2,092
Purchased Services	2,963	2,375	2,106	269
Materials and Supplies	3,972	3,670	2,998	672
Capital Outlay	866	800	502	298
Other	162	150	75	75
Total Security of Persons and Property	101,616	98,874	92,942	5,932
Community Environment:				
Planning and Zoning:				
Salaries and Wages	79,119	80,419	71,592	8,827
Fringe Benefits	41,514	38,040	22,925	15,115
Purchased Services	10,343	9,046	8,503	543
Materials and Supplies	12,995	11,750	9,189	2,561
Capital Outlay	1,353	1,250	1,053	197
Other	1,385	1,211	1,111	100
Total Planning and Zoning	146,709	141,716	114,373	27,343
Building:				
Salaries and Wages	302,995	296,195	286,089	10,106
Fringe Benefits	132,088	129,185	121,733	7,452
Purchased Services	44,608	42,724	25,731	16,993
Materials and Supplies	8,220	7,822	7,314	508
Capital Outlay	4,294	4,200	3,915	285
Other	3,426	3,350	2,554	796
Total Building	\$495,631	\$483,476	\$447,336	\$36,140

(continued)

City of Brunswick, Ohio
Schedule of Revenues, Expenditures and Changes
In Fund Balance - Budget (Non-GAAP Basis) and Actual
General Fund (continued)
For the Year Ended December 31, 2013

	Budgeted Amounts		Actual	Variance with Final Budget Positive (Negative)
	Original	Final		
Economic Development:				
Salaries and Wages	\$61,494	\$56,794	\$56,768	\$26
Fringe Benefits	37,723	37,335	35,923	1,412
Purchased Services	85,001	84,128	17,472	66,656
Materials and Supplies	707	700	519	181
Capital Outlay	1,010	1,000	939	61
Other	1,698	1,680	1,630	50
Total Economic Development	187,633	181,637	113,251	68,386
Total Community Environment	829,973	806,829	674,960	131,869
Public Health Services:				
Cemetery:				
Purchased Services	10,547	13,785	10,105	3,680
Materials and Supplies	38	50	0	50
Total Public Health Services	10,585	13,835	10,105	3,730
Leisure Time Activities:				
Parks and Recreation Director:				
Salaries and Wages	74,460	75,960	75,926	34
Fringe Benefits	29,636	28,656	27,117	1,539
Purchased Services	1,213	1,164	957	207
Materials and Supplies	239	231	28	203
Capital Outlay	1,644	808	506	302
Other	226	219	193	26
Total Parks and Recreation Director	\$107,418	\$107,038	\$104,727	\$2,311

(continued)

City of Brunswick, Ohio
Schedule of Revenues, Expenditures and Changes
In Fund Balance - Budget (Non-GAAP Basis) and Actual
General Fund (continued)
For the Year Ended December 31, 2013

	<u>Budgeted Amounts</u>		<u>Actual</u>	Variance with Final Budget Positive (Negative)
	<u>Original</u>	<u>Final</u>		
Senior Citizens:				
Other	\$43,400	\$68,400	\$61,376	\$7,024
Total Leisure Time Activities	150,818	175,438	166,103	9,335
<i>Total Expenditures</i>	<u>4,596,007</u>	<u>4,528,998</u>	<u>3,816,911</u>	<u>712,087</u>
<i>Excess of Revenues Over Expenditures</i>	<u>754,157</u>	<u>1,529,959</u>	<u>2,556,608</u>	<u>1,026,649</u>
Other Financing Sources (Uses)				
Advances In	635,040	635,040	635,040	0
Advances Out	(1,401,136)	(1,401,136)	(1,401,136)	0
Transfers Out	<u>(67,142)</u>	<u>(1,637,928)</u>	<u>(1,551,837)</u>	<u>86,091</u>
<i>Total Other Financing Sources (Uses)</i>	<u>(833,238)</u>	<u>(2,404,024)</u>	<u>(2,317,933)</u>	<u>86,091</u>
<i>Net Change in Fund Balance</i>	(79,081)	(874,065)	238,675	1,112,740
<i>Fund Balance Beginning of Year</i>	5,406,816	5,406,816	5,406,816	0
Prior Year Encumbrances Appropriated	<u>292,367</u>	<u>292,367</u>	<u>292,367</u>	<u>0</u>
<i>Fund Balance End of Year</i>	<u>\$5,620,102</u>	<u>\$4,825,118</u>	<u>\$5,937,858</u>	<u>\$1,112,740</u>

City of Brunswick, Ohio
Schedule of Revenues, Expenditures and Changes
in Fund Balance - Budget (Non-GAAP Basis) and Actual
Fire Department Fund
For the Year Ended December 31, 2013

	<u>Budgeted Amounts</u>		<u>Actual</u>	<u>Variance with Final Budget Positive (Negative)</u>
	<u>Original</u>	<u>Final</u>		
Revenues				
Municipal Income Tax	\$3,390,000	\$3,390,000	\$3,475,000	\$85,000
Charges for Services	551,534	549,000	595,383	46,383
Intergovernmental	44,117	43,914	3,914	(40,000)
Other	130	129	3,379	3,250
<i>Total Revenues</i>	<u>3,985,781</u>	<u>3,983,043</u>	<u>4,077,676</u>	<u>94,633</u>
Expenditures				
Current:				
Security of Persons and Property:				
Fire Department:				
Salaries and Wages	1,931,781	1,993,520	1,900,854	92,666
Fringe Benefits	1,256,529	1,348,027	1,264,600	83,427
Purchased Services	279,241	276,075	239,246	36,829
Materials and Supplies	52,708	55,278	45,796	9,482
Capital Outlay	174,024	186,696	184,903	1,793
Other	17,398	18,075	16,213	1,862
<i>Total Expenditures</i>	<u>3,711,681</u>	<u>3,877,671</u>	<u>3,651,612</u>	<u>226,059</u>
<i>Net Change in Fund Balance</i>	274,100	105,372	426,064	320,692
<i>Fund Balance Beginning of Year</i>	1,338,097	1,338,097	1,338,097	0
Prior Year Encumbrances Appropriated	23,637	23,637	23,637	0
<i>Fund Balance End of Year</i>	<u>\$1,635,834</u>	<u>\$1,467,106</u>	<u>\$1,787,798</u>	<u>\$320,692</u>

City of Brunswick, Ohio
Schedule of Revenues, Expenditures and Changes
in Fund Balance - Budget (Non-GAAP Basis) and Actual
Street Repair and Maintenance Fund
For the Year Ended December 31, 2013

	Budgeted Amounts		Actual	Variance with Final Budget Positive (Negative)
	Original	Final		
Revenues				
Municipal Income Tax	\$810,000	\$810,000	\$950,000	\$140,000
Charges for Services	3,860	3,830	17,904	14,074
Licenses, Permits and Fees	1,864	1,850	1,910	60
Intergovernmental	1,480,199	1,468,858	1,483,861	15,003
Other	2,035	2,019	2,021	2
<i>Total Revenues</i>	2,297,958	2,286,557	2,455,696	169,139
Expenditures				
Current:				
Transportation:				
Street Department:				
Salaries and Wages	878,173	896,773	829,771	67,002
Fringe Benefits	407,349	439,819	423,384	16,435
Purchased Services	331,858	348,998	280,587	68,411
Materials and Supplies	553,164	515,660	391,460	124,200
Capital Outlay	374,039	336,958	331,874	5,084
Other	1,388	1,500	396	1,104
<i>Total Expenditures</i>	2,545,971	2,539,708	2,257,472	282,236
<i>Net Change in Fund Balance</i>	(248,013)	(253,151)	198,224	451,375
<i>Fund Balance Beginning of Year</i>	1,254,995	1,254,995	1,254,995	0
Prior Year Encumbrances Appropriations	146,155	146,155	146,155	0
<i>Fund Balance End of Year</i>	\$1,153,137	\$1,147,999	\$1,599,374	\$451,375

City of Brunswick, Ohio
Schedule of Revenues, Expenditures and Changes
in Fund Balance - Budget (Non-GAAP Basis) and Actual
Police Fund
For the Year Ended December 31, 2013

	<u>Budgeted Amounts</u>			Variance with Final Budget Positive (Negative)
	<u>Original</u>	<u>Final</u>	<u>Actual</u>	
Revenues				
Property Tax	\$175,553	\$185,649	\$186,824	\$1,175
Municipal Income Tax	6,115,000	6,115,000	6,275,000	160,000
Charges for Services	72,931	77,125	83,861	6,736
Fines and Forfeitures	482,264	510,000	513,566	3,566
Intergovernmental	103,477	109,428	90,282	(19,146)
Other	46	10,985	16,561	5,576
<i>Total Revenues</i>	<u>6,949,271</u>	<u>7,008,187</u>	<u>7,166,094</u>	<u>157,907</u>
Expenditures				
Current:				
Security of Persons and Property:				
Police Department:				
Salaries an Wages	3,735,267	3,812,317	3,567,228	245,089
Fringe Benefits	2,198,913	2,290,065	2,206,276	83,789
Purchased Services	430,427	430,052	362,812	67,240
Materials and Supplies	166,261	172,406	144,606	27,800
Capital Outlay	274,538	263,136	259,488	3,648
Other	23,914	23,292	15,909	7,383
<i>Total Expenditures</i>	<u>6,829,320</u>	<u>6,991,268</u>	<u>6,556,319</u>	<u>434,949</u>
<i>Net Change in Fund Balance</i>	119,951	16,919	609,775	592,856
<i>Fund Balance Beginning of Year</i>	1,444,026	1,444,026	1,444,026	0
Prior Year Encumbrances Appropriated	49,727	49,727	49,727	0
<i>Fund Balance End of Year</i>	<u>\$1,613,704</u>	<u>\$1,510,672</u>	<u>\$2,103,528</u>	<u>\$592,856</u>

City of Brunswick, Ohio
Schedule of Revenues, Expenditures and Changes
in Fund Balance - Budget (Non-GAAP Basis) and Actual
Road Improvement Fund
For the Year Ended December 31, 2013

	Final Budget	Actual	Variance with Final Budget Positive (Negative)
Revenues			
Charges for Services	\$4,317	\$0	(\$4,317)
Intergovernmental	1,119,153	463,765	(655,388)
<i>Total Revenues</i>	1,123,470	463,765	(659,705)
Expenditures			
Capital Outlay	3,751,744	2,992,708	759,036
<i>Excess of Revenues Under Expenditures</i>	(2,628,274)	(2,528,943)	99,331
Other Financing Sources (Uses)			
Advances In	497,942	497,942	0
Advances Out	(75,000)	(75,000)	0
OPWC Loans Issued	4,931	4,931	0
Transfer In	732,337	1,008,837	276,500
Transfers Out	(842,961)	0	842,961
<i>Total Other Financing Sources (Uses)</i>	317,249	1,436,710	1,119,461
<i>Net Change in Fund Balance</i>	(2,311,025)	(1,092,233)	1,218,792
<i>Fund Balance Beginning of Year</i>	1,897,713	1,897,713	0
Prior Year Encumbrances Appropriated	1,555,224	1,555,224	0
<i>Fund Balance End of Year</i>	<u>\$1,141,912</u>	<u>\$2,360,704</u>	<u>\$1,218,792</u>

City of Brunswick, Ohio
Schedule of Revenues, Expenses and Changes
in Fund Equity - Budget (Non-GAAP Basis) and Actual
Refuse Fund
For the Year Ended December 31, 2013

	Final Budget	Actual	Variance with Final Budget Positive (Negative)
Revenues			
Charges for Services	\$2,571,682	\$2,582,037	\$10,355
Expenses			
Salaries and Wages	54,834	54,803	31
Fringe Benefits	38,366	37,105	1,261
Purchased Services	2,427,273	2,360,287	66,986
Materials and Supplies	650	127	523
Capital Outlay	20,517	19,767	750
<i>Total Expenses</i>	<u>2,541,640</u>	<u>2,472,089</u>	<u>69,551</u>
<i>Excess of Revenues Over Expenses Before Transfers</i>	30,042	109,948	79,906
Transfers Out	(8,500)	0	8,500
<i>Net Change in Fund Equity</i>	21,542	109,948	88,406
<i>Fund Equity Beginning of Year</i>	452,551	452,551	0
Prior Year Encumbrances Appropriations	22,541	22,541	0
<i>Fund Equity End of Year</i>	<u>\$496,634</u>	<u>\$585,040</u>	<u>\$88,406</u>

City of Brunswick, Ohio
Schedule of Revenues, Expenses and Changes
in Fund Equity - Budget (Non-GAAP Basis) and Actual
Stormwater Fund
For the Year Ended December 31, 2013

	Final Budget	Actual	Variance with Final Budget Positive (Negative)
Revenues			
Charges for Services	\$1,047,563	\$1,129,374	\$81,811
OPWC Loans Issued	152,500	11,144	(141,356)
<i>Total Revenues</i>	<u>1,200,063</u>	<u>1,140,518</u>	<u>(59,545)</u>
Expenses			
Salaries and Wages	22,103	20,363	1,740
Fringe Benefits	5,045	4,453	592
Purchased Services	191,513	122,276	69,237
Materials and Supplies	21,275	10,912	10,363
Capital Outlay	322,679	174,648	148,031
Debt Service:			
Principal Retirement	271,565	263,940	7,625
Interest and Fiscal Charges	215,640	195,640	20,000
<i>Total Expenses</i>	<u>1,049,820</u>	<u>792,232</u>	<u>257,588</u>
<i>Excess of Revenues Over Expenses Before Advances and Transfers</i>	150,243	348,286	198,043
Advances In	152,500	152,500	0
Transfers Out	(172,500)	0	172,500
<i>Net Change in Fund Equity</i>	130,243	500,786	370,543
<i>Fund Equity Beginning of Year</i>	371,172	371,172	0
Prior Year Encumbrances Appropriated	30,158	30,158	0
<i>Fund Equity End of Year</i>	<u>\$531,573</u>	<u>\$902,116</u>	<u>\$370,543</u>

City of Brunswick, Ohio
Schedule of Revenues, Expenditures and Changes
in Fund Balance - Budget (Non-GAAP Basis) and Actual
Court Computerization Fund
For the Year Ended December 31, 2013

	Final Budget	Actual	Variance with Final Budget Positive (Negative)
Revenues			
Fines and Forfeitures	\$32,500	\$31,602	(\$898)
Expenditures			
Current:			
General Government:			
Court Computerization:			
Salaries and Wages	13,329	13,323	6
Fringe Benefits	7,828	7,417	411
Purchased Services	7,650	6,962	688
Capital Outlay	5,875	5,874	1
<i>Total Expenditures</i>	34,682	33,576	1,106
<i>Net Change in Fund Balance</i>	(2,182)	(1,974)	208
<i>Fund Balance Beginning of Year</i>	16,931	16,931	0
Prior Year Encumbrances Appropriated	5,875	5,875	0
<i>Fund Balance End of Year</i>	\$20,624	\$20,832	\$208

City of Brunswick, Ohio
Schedule of Revenues, Expenditures and Changes
in Fund Balance - Budget (Non-GAAP Basis) and Actual
Federal Emergency Management Agency (FEMA) Grant Fund
For the Year Ended December 31, 2013

	Final Budget	Actual	Variance with Final Budget Positive (Negative)
Revenues	\$0	\$0	\$0
Expenditures			
Current:			
Security of Persons and Property:			
Federal Emergency Management:			
Capital Outlay	4,656	4,656	0
<i>Excess of Revenues</i>			
<i>Under Expenditures</i>	(4,656)	(4,656)	0
Other Financing Uses			
Advances Out	(221,040)	(221,040)	0
<i>Net Change in Fund Balance</i>	(225,696)	(225,696)	0
<i>Fund Balance Beginning of Year</i>	221,040	221,040	0
Prior Year Encumbrances Appropriated	4,656	4,656	0
<i>Fund Balance End of Year</i>	\$0	\$0	\$0

City of Brunswick, Ohio
Schedule of Revenues, Expenditures and Changes
in Fund Balance - Budget (Non-GAAP Basis) and Actual
Drug Enforcement Fund
For the Year Ended December 31, 2013

	Final Budget	Actual	Variance with Final Budget Positive (Negative)
Revenues			
Intergovernmental	\$140,000	\$94,510	(\$45,490)
Expenditures			
Current:			
Security of Persons and Property:			
Drug Enforcement:			
Purchased Services	140,000	94,510	45,490
<i>Net Change in Fund Balance</i>	0	0	0
<i>Fund Balance Beginning of Year</i>	0	0	0
<i>Fund Balance End of Year</i>	\$0	\$0	\$0

City of Brunswick, Ohio
Schedule of Revenues, Expenditures and Changes
in Fund Balance - Budget (Non-GAAP Basis) and Actual
State Highway Fund
For the Year Ended December 31, 2013

	Final Budget	Actual	Variance with Final Budget Positive (Negative)
Revenues			
Fines and Forfeitures	\$250	\$145	(\$105)
Intergovernmental	118,340	120,313	1,973
<i>Total Revenues</i>	<u>118,590</u>	<u>120,458</u>	<u>1,868</u>
Expenditures			
Current:			
Transportation:			
State Highway:			
Purchased Services	17,500	17,463	37
Capital Outlay	169,002	84,465	84,537
Total Transportation	<u>186,502</u>	<u>101,928</u>	<u>84,574</u>
Debt Service:			
Principal Retirement	50,000	50,000	0
Interest and Fiscal Charges	50,185	50,185	0
Total Debt Service	<u>100,185</u>	<u>100,185</u>	<u>0</u>
<i>Total Expenditures</i>	<u>286,687</u>	<u>202,113</u>	<u>84,574</u>
<i>Net Change in Fund Balance</i>	(168,097)	(81,655)	86,442
<i>Fund Balance Beginning of Year</i>	226,522	226,522	0
Prior Year Encumbrances Appropriated	<u>86,914</u>	<u>86,914</u>	<u>0</u>
<i>Fund Balance End of Year</i>	<u><u>\$145,339</u></u>	<u><u>\$231,781</u></u>	<u><u>\$86,442</u></u>

City of Brunswick, Ohio
Schedule of Revenues, Expenditures and Changes
in Fund Balance - Budget (Non-GAAP Basis) and Actual
Law Enforcement Fund
For the Year Ended December 31, 2013

	Final Budget	Actual	Variance with Final Budget Positive (Negative)
Revenues			
Fines and Forfeitures	\$1,819	\$1,819	\$0
Other	1,154	1,154	0
<i>Total Revenues</i>	2,973	2,973	0
Expenditures			
Current:			
Security of Persons and Property:			
Law Enforcement:			
Capital Outlay	2,818	0	2,818
<i>Net Change in Fund Balance</i>	155	2,973	2,818
<i>Fund Balance Beginning of Year</i>	4,770	4,770	0
<i>Fund Balance End of Year</i>	\$4,925	\$7,743	\$2,818

City of Brunswick, Ohio
Schedule of Revenues, Expenditures and Changes
in Fund Balance - Budget (Non-GAAP Basis) and Actual
Brunswick Transit Alternative Fund
For the Year Ended December 31, 2013

	Final Budget	Actual	Variance with Final Budget Positive (Negative)
Revenues			
Municipal Income Tax	\$116,731	\$125,000	\$8,269
Charges for Services	34,000	34,032	32
Intergovernmental	281,129	233,793	(47,336)
Other	3,803	3,803	0
<i>Total Revenues</i>	<u>435,663</u>	<u>396,628</u>	<u>(39,035)</u>
Expenditures			
Current:			
Transportation:			
Brunswick Transit Alternative:			
Salaries and Wages	26,030	25,103	927
Fringe Benefits	12,405	11,773	632
Purchased Services	331,960	299,585	32,375
Materials and Supplies	46,550	42,947	3,603
<i>Total Expenditures</i>	<u>416,945</u>	<u>379,408</u>	<u>37,537</u>
<i>Excess of Revenues Over Expenditures</i>	18,718	17,220	(1,498)
Other Financing Uses			
Advances Out	(30,000)	(30,000)	0
<i>Net Change in Fund Balance</i>	(11,282)	(12,780)	(1,498)
<i>Fund Balance Beginning of Year</i>	196,195	196,195	0
Prior Year Encumbrances Appropriated	50,627	50,627	0
<i>Fund Balance End of Year</i>	<u>\$235,540</u>	<u>\$234,042</u>	<u>(\$1,498)</u>

City of Brunswick, Ohio
Schedule of Revenues, Expenditures and Changes
in Fund Balance - Budget (Non-GAAP Basis) and Actual
Revolving Loan Fund
For the Year Ended December 31, 2013

	<u>Final Budget</u>	<u>Actual</u>	<u>Variance with Final Budget Positive (Negative)</u>
Revenues			
Interest	\$27	\$27	\$0
Expenditures			
Current:			
Community Environment:			
Revolving Loan:			
Capital Outlay	<u>4,513</u>	<u>0</u>	<u>4,513</u>
<i>Net Change in Fund Balance</i>	(4,486)	27	4,513
<i>Fund Balance Beginning of Year</i>	51,363	51,363	0
Prior Year Encumbrances Appropriated	<u>4,513</u>	<u>4,513</u>	<u>0</u>
<i>Fund Balance End of Year</i>	<u><u>\$51,390</u></u>	<u><u>\$55,903</u></u>	<u><u>\$4,513</u></u>

City of Brunswick, Ohio
Schedule of Revenues, Expenditures and Changes
in Fund Balance - Budget (Non-GAAP Basis) and Actual
Parks Fund
For the Year Ended December 31, 2013

	Final Budget	Actual	Variance with Final Budget Positive (Negative)
Revenues			
Municipal Income Tax	\$420,950	\$445,000	\$24,050
Charges for Services	2,500	2,475	(25)
Other	1,250	2,096	846
<i>Total Revenues</i>	<u>424,700</u>	<u>449,571</u>	<u>24,871</u>
Expenditures			
Current:			
Leisure Time Activities:			
Parks:			
Salaries and Wages	179,237	166,048	13,189
Fringe Benefits	65,891	63,121	2,770
Purchased Services	87,517	72,554	14,963
Materials and Supplies	59,958	41,298	18,660
Capital Outlay	40,000	33,352	6,648
Other	400	241	159
<i>Total Expenditures</i>	<u>433,003</u>	<u>376,614</u>	<u>56,389</u>
<i>Net Change in Fund Balance</i>	(8,303)	72,957	81,260
<i>Fund Balance Beginning of Year</i>	295,118	295,118	0
Prior Year Encumbrances Appropriated	<u>7,742</u>	<u>7,742</u>	<u>0</u>
<i>Fund Balance End of Year</i>	<u><u>\$294,557</u></u>	<u><u>\$375,817</u></u>	<u><u>\$81,260</u></u>

City of Brunswick, Ohio
Schedule of Revenues, Expenditures and Changes
in Fund Balance - Budget (Non-GAAP Basis) and Actual
Department of Justice Federal Grant Fund
For the Year Ended December 31, 2013

	Final Budget	Actual	Variance with Final Budget Positive (Negative)
Revenues			
Intergovernmental	\$322,143	\$98,192	(\$223,951)
Expenditures			
Current:			
Security of Persons and Property:			
Enforcement and Education:			
Salaries and Wages	76,341	26,497	49,844
Fringe Benefits	27,940	8,866	19,074
Purchased Services	166,355	115,403	50,952
Materials and Supplies	15,888	10,895	4,993
Capital Outlay	18,548	11,639	6,909
Other	3,193	0	3,193
<i>Total Expenditures</i>	<u>308,265</u>	<u>173,300</u>	<u>134,965</u>
<i>Excess of Revenues Over (Under) Expenditures</i>	<u>13,878</u>	<u>(75,108)</u>	<u>(88,986)</u>
Other Financing Sources (Uses)			
Advances In	135,694	135,694	0
Advances Out	(303,399)	0	303,399
<i>Total Other Financing Sources (Uses)</i>	<u>(167,705)</u>	<u>135,694</u>	<u>303,399</u>
<i>Net Change in Fund Balance</i>	(153,827)	60,586	214,413
<i>Fund Balance Beginning of Year</i>	59,902	59,902	0
Prior Year Encumbrances Appropriated	93,925	93,925	0
<i>Fund Balance End of Year</i>	<u>\$0</u>	<u>\$214,413</u>	<u>\$214,413</u>

City of Brunswick, Ohio
*Schedule of Revenues, Expenditures and Changes
in Fund Balance - Budget (Non-GAAP Basis) and Actual
Enforcement and Education Fund
For the Year Ended December 31, 2013*

	Final Budget	Actual	Variance with Final Budget Positive (Negative)
Revenues			
Fines and Forfeitures	\$3,000	\$4,058	\$1,058
Expenditures			
Current:			
Security of Persons and Property:			
Enforcement and Education:			
Capital Outlay	3,500	1,700	1,800
<i>Net Change in Fund Balance</i>	(500)	2,358	2,858
<i>Fund Balance Beginning of Year</i>	11,492	11,492	0
<i>Fund Balance End of Year</i>	\$10,992	\$13,850	\$2,858

City of Brunswick, Ohio
Schedule of Revenues, Expenditures and Changes
in Fund Balance - Budget (Non-GAAP Basis) and Actual
Community Recreation Center Fund
For the Year Ended December 31, 2013

	Final Budget	Actual	Variance with Final Budget Positive (Negative)
Revenues			
Charges for Services	\$1,093,915	\$1,115,077	\$21,162
Sales	85	85	0
Other	9,393	9,520	127
<i>Total Revenues</i>	<u>1,103,393</u>	<u>1,124,682</u>	<u>21,289</u>
Expenditures			
Current:			
Leisure Time Activities:			
Community Recreation:			
Salaries and Wages	443,123	424,128	18,995
Fringe Benefits	101,819	84,895	16,924
Purchased Services	417,710	369,246	48,464
Materials and Supplies	103,744	85,098	18,646
Capital Outlay	90,958	72,280	18,678
Other	20,150	15,560	4,590
<i>Total Expenditures</i>	<u>1,177,504</u>	<u>1,051,207</u>	<u>126,297</u>
<i>Net Change in Fund Balance</i>	(74,111)	73,475	147,586
<i>Fund Balance Beginning of Year</i>	475,242	475,242	0
Prior Year Encumbrances Appropriated	<u>31,481</u>	<u>31,481</u>	<u>0</u>
<i>Fund Balance End of Year</i>	<u><u>\$432,612</u></u>	<u><u>\$580,198</u></u>	<u><u>\$147,586</u></u>

City of Brunswick, Ohio
Schedule of Revenues, Expenditures and Changes
in Fund Balance - Budget (Non-GAAP Basis) and Actual
Community Home Investment Program Grant Fund
For the Year Ended December 31, 2013

	Final Budget	Actual	Variance with Final Budget Positive (Negative)
Revenues			
Intergovernmental	\$500,000	\$27,074	(\$472,926)
Expenditures			
Current:			
Community Environment:			
Community Home Investment Program:			
Purchased Services	500,000	144,129	355,871
<i>Excess of Revenues</i>			
<i>Under Expenditures</i>	0	(117,055)	(117,055)
Other Financing Sources (Uses)			
Advances In	250,000	250,000	0
Advances Out	(378,000)	(128,000)	250,000
<i>Total Other Financing Sources (Uses)</i>	(128,000)	122,000	250,000
<i>Net Change in Fund Balance</i>	(128,000)	4,945	132,945
<i>Fund Balance Beginning of Year</i>	128,000	128,000	0
<i>Fund Balance End of Year</i>	\$0	\$132,945	\$132,945

City of Brunswick, Ohio
Schedule of Revenues, Expenditures and Changes
in Fund Balance - Budget (Non-GAAP Basis) and Actual
Neighborhood Stabilization Program Grant Fund
For the Year Ended December 31, 2013

	Final Budget	Actual	Variance with Final Budget Positive (Negative)
Revenues			
Intergovernmental	\$2,067	\$2,067	\$0
Expenditures			
Current:			
Community Environment:			
Capital Outlay:			
Purchased Services	2,111	2,111	0
<i>Excess of Revenues Under Expenditures</i>	(44)	(44)	0
Other Financing Uses			
Advances Out	(25,000)	(25,000)	0
<i>Net Change in Fund Balance</i>	(25,044)	(25,044)	0
<i>Fund Balance Beginning of Year</i>	19,303	19,303	0
Prior Year Encumbrances Appropriated	5,741	5,741	0
<i>Fund Balance End of Year</i>	\$0	\$0	\$0

City of Brunswick, Ohio
Schedule of Revenues, Expenditures and Changes
in Fund Balance - Budget (Non-GAAP Basis) and Actual
Medina County Safe Communities Grant Fund
For the Year Ended December 31, 2013

	Final Budget	Actual	Variance with Final Budget Positive (Negative)
Revenues			
Intergovernmental	\$94,220	\$19,408	(\$74,812)
Expenditures			
Current:			
Security of Persons and Property:			
Safe Communities:			
Salaries and Wages	51,048	9,744	41,304
Fringe Benefits	11,086	1,879	9,207
Materials and Supplies	21,075	4,394	16,681
Capital Outlay	1,318	0	1,318
Other	4,300	0	4,300
<i>Total Expenditures</i>	88,827	16,017	72,810
<i>Excess of Revenues Over Expenditures</i>	5,393	3,391	(2,002)
Other Financing Sources (Uses)			
Advances In	42,000	42,000	0
Advances Out	(92,000)	0	92,000
<i>Total Other Financing Sources (Uses)</i>	(50,000)	42,000	92,000
<i>Net Change in Fund Balance</i>	(44,607)	45,391	89,998
<i>Fund Balance Beginning of Year</i>	44,607	44,607	0
<i>Fund Balance End of Year</i>	\$0	\$89,998	\$89,998

City of Brunswick, Ohio
Schedule of Revenues, Expenditures and Changes
in Fund Balance - Budget (Non-GAAP Basis) and Actual
Cable TV Fund
For the Year Ended December 31, 2013

	Final Budget	Actual	Variance with Final Budget Positive (Negative)
Revenues			
Licenses, Permits and Fees	\$154,112	\$157,003	\$2,891
Intergovernmental	0	3,600	3,600
Other	3,107	3,107	0
<i>Total Revenues</i>	<u>157,219</u>	<u>163,710</u>	<u>6,491</u>
Expenditures			
Current:			
Community Environment:			
Cable TV:			
Salaries and Wages	138,374	136,125	2,249
Fringe Benefits	67,043	64,802	2,241
Purchased Services	69,559	57,390	12,169
Materials and Supplies	8,616	6,698	1,918
Capital Outlay	422,323	412,201	10,122
<i>Total Expenditures</i>	<u>705,915</u>	<u>677,216</u>	<u>28,699</u>
<i>Excess of Revenues</i> <i>Under Expenditures</i>	(548,696)	(513,506)	35,190
Other Financing Uses			
Transfers Out	(5,000)	0	5,000
<i>Net Change in Fund Balance</i>	(553,696)	(513,506)	40,190
<i>Fund Balance Beginning of Year</i>	357,051	357,051	0
Prior Year Encumbrances Appropriated	387,083	387,083	0
<i>Fund Balance End of Year</i>	<u>\$190,438</u>	<u>\$230,628</u>	<u>\$40,190</u>

City of Brunswick, Ohio
Schedule of Revenues, Expenditures and Changes
in Fund Balance - Budget (Non-GAAP Basis) and Actual
General Obligation Bond Retirement Fund
For the Year Ended December 31, 2013

	Final Budget	Actual	Variance with Final Budget Positive (Negative)
Revenues			
Municipal Income Tax	\$279,026	\$288,957	\$9,931
Expenditures	<u>0</u>	<u>0</u>	<u>0</u>
<i>Excess of Revenues Over Expenditures</i>	279,026	288,957	9,931
Other Financing Sources			
Transfers In	<u>39,455</u>	<u>0</u>	<u>(39,455)</u>
<i>Net Change in Fund Balance</i>	318,481	288,957	(29,524)
<i>Fund Balance Beginning of Year</i>	<u>508,592</u>	<u>508,592</u>	<u>0</u>
<i>Fund Balance End of Year</i>	<u><u>\$827,073</u></u>	<u><u>\$797,549</u></u>	<u><u>(\$29,524)</u></u>

City of Brunswick, Ohio
Schedule of Revenues, Expenditures and Changes
in Fund Balance - Budget (Non-GAAP Basis) and Actual
Special Assessment Bond Retirement Fund
For the Year Ended December 31, 2013

	Final Budget	Actual	Variance with Final Budget Positive (Negative)
Revenues			
Special Assessments	\$199,331	\$205,990	\$6,659
Expenditures			
Current:			
General Government:			
Purchased Services	6,650	3,303	3,347
Debt Service:			
Principal Retirement - Laurel Road West Waterline	25,000	25,000	0
Principal Retirement - Grafton Road Improvement	2,717	2,717	0
Principal Retirement - South Industrial Parkway Improvement	70,000	70,000	0
Principal Retirement - Laurel Road Improvement	25,000	25,000	0
Principal Retirement - Capital Improvement Bonds	15,890	15,890	0
Total Principal Retirement	138,607	138,607	0
Interest and Fiscal Charges - Laurel Road West Waterline	3,150	3,150	0
Interest and Fiscal Charges - Grafton Road Improvement	789	789	0
Interest and Fiscal Charges - South Industrial Parkway Improvement	32,926	32,906	20
Interest and Fiscal Charges - Laurel Road Improvement	19,488	19,488	0
Interest and Fiscal Charges - Capital Improvement Bonds	13,185	13,185	0
Total Interest and Fiscal Charges	69,538	69,518	20
Total Debt Service	208,145	208,125	20
<i>Total Expenditures</i>	214,795	211,428	3,367
<i>Excess of Revenues</i>			
<i>Under Expenditures</i>	(15,464)	(5,438)	10,026
Other Financing Sources (Uses)			
Transfers In	16,500	0	(16,500)
Transfers Out	(39,455)	0	39,455
<i>Total Other Financing Sources (Uses)</i>	(22,955)	0	22,955
<i>Net Change in Fund Balance</i>	(38,419)	(5,438)	32,981
<i>Fund Balance Beginning of Year</i>	169,803	169,803	0
<i>Fund Balance End of Year</i>	\$131,384	\$164,365	\$32,981

City of Brunswick, Ohio
Schedule of Revenues, Expenditures and Changes
in Fund Balance - Budget (Non-GAAP Basis) and Actual
Community Development Block Grant Fund
For the Year Ended December 31, 2013

	Final Budget	Actual	Variance with Final Budget Positive (Negative)
Revenues			
Intergovernmental	\$82,182	\$72,142	(\$10,040)
Expenditures			
Capital Outlay	84,109	83,161	948
<i>Excess of Revenues Under Expenditures</i>	(1,927)	(11,019)	(9,092)
Other Financing Sources (Uses)			
Advances In	83,000	83,000	0
Advances Out	(179,000)	(96,000)	83,000
<i>Total Other Financing Sources (Uses)</i>	(96,000)	(13,000)	83,000
<i>Net Change in Fund Balance</i>	(97,927)	(24,019)	73,908
<i>Fund Balance Beginning of Year</i>	96,000	96,000	0
Prior Year Encumbrances Appropriated	1,927	1,927	0
<i>Fund Balance End of Year</i>	<u>\$0</u>	<u>\$73,908</u>	<u>\$73,908</u>

City of Brunswick, Ohio
Schedule of Revenues, Expenditures and Changes
in Fund Balance - Budget (Non-GAAP Basis) and Actual
Fire Department Improvement Fund
For the Year Ended December 31, 2013

	Final Budget	Actual	Variance with Final Budget Positive (Negative)
Revenues	\$0	\$0	\$0
Expenditures			
Capital Outlay	7,289	6,141	1,148
<i>Net Change in Fund Balance</i>	(7,289)	(6,141)	1,148
<i>Fund Balance Beginning of Year</i>	92,828	92,828	0
Prior Year Encumbrances Appropriated	7,289	7,289	0
<i>Fund Balance End of Year</i>	<u>\$92,828</u>	<u>\$93,976</u>	<u>\$1,148</u>

City of Brunswick, Ohio
Schedule of Revenues, Expenditures and Changes
in Fund Balance - Budget (Non-GAAP Basis) and Actual
Permanent Improvement Fund
For the Year Ended December 31, 2013

	Final Budget	Actual	Variance with Final Budget Positive (Negative)
Revenues			
Municipal Income Tax	\$279,026	\$288,954	\$9,928
Expenditures			
Capital Outlay	867,053	294,324	572,729
<i>Excess of Revenues</i>			
<i>Under Expenditures</i>	(588,027)	(5,370)	582,657
Other Financing Sources			
Transfers In	632,316	654,508	22,192
<i>Net Change in Fund Balance</i>	44,289	649,138	604,849
<i>Fund Balance Beginning of Year</i>	186,495	186,495	0
Prior Year Encumbrances Appropriated	49,053	49,053	0
<i>Fund Balance End of Year</i>	<u>\$279,837</u>	<u>\$884,686</u>	<u>\$604,849</u>

City of Brunswick, Ohio
Schedule of Revenues, Expenditures and Changes
in Fund Balance - Budget (Non-GAAP Basis) and Actual
Park Development Fund
For the Year Ended December 31, 2013

	Final Budget	Actual	Variance with Final Budget Positive (Negative)
Revenues			
Licenses, Permits and Fees	\$27,744	\$38,690	\$10,946
Expenditures			
Capital Outlay	142,880	97,832	45,048
<i>Net Change in Fund Balance</i>	(115,136)	(59,142)	55,994
<i>Fund Balance Beginning of Year</i>	177,846	177,846	0
Prior Year Encumbrances Appropriated	98,016	98,016	0
<i>Fund Balance End of Year</i>	<u>\$160,726</u>	<u>\$216,720</u>	<u>\$55,994</u>

City of Brunswick, Ohio
Schedule of Revenues, Expenditures and Changes
in Fund Balance - Budget (Non-GAAP Basis) and Actual
City Hall Expansion Fund
For the Year Ended December 31, 2013

	Final Budget	Actual	Variance with Final Budget Positive (Negative)
Revenues	\$0	\$0	\$0
Expenditures			
Capital Outlay	50,713	37,853	12,860
<i>Excess of Revenues</i>			
<i>Under Expenditures</i>	(50,713)	(37,853)	12,860
Other Financing Uses			
Advances Out	(60,000)	(60,000)	0
<i>Net Change in Fund Balance</i>	(110,713)	(97,853)	12,860
<i>Fund Balance Beginning of Year</i>	72,689	72,689	0
Prior Year Encumbrances Appropriated	38,024	38,024	0
<i>Fund Balance End of Year</i>	<u>\$0</u>	<u>\$12,860</u>	<u>\$12,860</u>

City of Brunswick, Ohio
Schedule of Revenues, Expenditures and Changes
in Fund Balance - Budget (Non-GAAP Basis) and Actual
Environmental Protection Agency Grant Fund
For the Year Ended December 31, 2013

	Final Budget	Actual	Variance with Final Budget Positive (Negative)
Revenues			
Intergovernmental	\$390,800	\$0	(\$390,800)
Expenditures			
Capital Outlay	371,007	86,006	285,001
<i>Excess of Revenues Over (Under) Expenditures</i>	19,793	(86,006)	(105,799)
Other Financing Uses			
Advances Out	(100,000)	0	100,000
<i>Net Change in Fund Balance</i>	(80,207)	(86,006)	(5,799)
<i>Fund Balance Beginning of Year</i>	19,999	19,999	0
Prior Year Encumbrances Appropriated	60,208	60,208	0
<i>Fund Balance (Deficit) End of Year</i>	<u>\$0</u>	<u>(\$5,799)</u>	<u>(\$5,799)</u>

City of Brunswick, Ohio
Schedule of Revenues, Expenditures and Changes
in Fund Balance - Budget (Non-GAAP Basis) and Actual
Ohio Environmental Improvement Grant Fund
For the Year Ended December 31, 2013

	Final Budget	Actual	Variance with Final Budget Positive (Negative)
Revenues			
Intergovernmental	\$866,116	\$343,775	(\$522,341)
Expenditures			
Capital Outlay:			
Capital Outlay	931,158	797,904	133,254
<i>Excess of Revenues</i>			
<i>Under Expenditures</i>	(65,042)	(454,129)	(389,087)
Other Financing Sources (Uses)			
Advances In	0	240,000	240,000
Advances Out	(200,000)	0	200,000
<i>Total Other Financing Sources (Uses)</i>	(200,000)	240,000	440,000
<i>Net Change in Fund Balance</i>	(265,042)	(214,129)	50,913
<i>Fund Balance Beginning of Year</i>	31,385	31,385	0
Prior Year Encumbrances Appropriated	236,980	236,980	0
<i>Fund Balance End of Year</i>	\$3,323	\$54,236	\$50,913

City of Brunswick, Ohio
Schedule of Revenues, Expenditures and Changes
in Fund Balance - Budget (Non-GAAP Basis) and Actual
Storm Sewer Fund
For the Year Ended December 31, 2013

	Final Budget	Actual	Variance with Final Budget Positive (Negative)
Revenues	\$0	\$0	\$0
Expenditures			
Capital Outlay	15,433	15,433	0
<i>Excess of Revenues</i>			
<i>Under Expenditures</i>	(15,433)	(15,433)	0
Other Financing Uses			
Transfers Out	(111,508)	(111,508)	0
<i>Net Change in Fund Balance</i>	(126,941)	(126,941)	0
<i>Fund Balance Beginning of Year</i>	106,859	106,859	0
Prior Year Encumbrances Appropriated	20,082	20,082	0
<i>Fund Balance End of Year</i>	\$0	\$0	\$0

City of Brunswick, Ohio
Schedule of Revenues, Expenditures and Changes
in Fund Balance - Budget (Non-GAAP Basis) and Actual
Brunswick Lake Construction Fund
For the Year Ended December 31, 2013

	Final Budget	Actual	Variance with Final Budget Positive (Negative)
Revenues			
Interest	\$63,054	\$0	(\$63,054)
Expenditures			
Capital Outlay	244,407	104,996	139,411
<i>Excess of Revenues Under Expenditures</i>	(181,353)	(104,996)	76,357
Other Financing Sources (Uses)			
Note Payment Received	1,700,000	150,000	(1,550,000)
Advances Out	(1,411,286)	0	1,411,286
Notes Issued	394,090	0	(394,090)
<i>Total Other Financing Sources (Uses)</i>	682,804	150,000	(532,804)
<i>Net Change in Fund Balance</i>	501,451	45,004	(456,447)
<i>Fund Balance Beginning of Year</i>	111,493	111,493	0
Prior Year Encumbrances Appropriated	3,695	3,695	0
<i>Fund Balance End of Year</i>	\$616,639	\$160,192	(\$456,447)

Statistical Section

Statistical Section

This part of the City of Brunswick, Ohio's Comprehensive Annual Financial Report presents detailed information as a context for understanding what the information in the financial statements, note disclosures and required supplementary information says about the City's overall financial health.

Contents	Pages(s)
<i>Financial Trends</i>	<i>S2 – S11</i>
These schedules contain trend information to help the reader understand how the City's financial performance and well-being have changed over time.	
<i>Revenue Capacity</i>	<i>S12 – S19</i>
These schedules contain information to help the reader assess the City's most significant local revenue, the property tax and the municipal income tax.	
<i>Debt Capacity</i>	<i>S20 – S24</i>
These schedules present information to help the reader assess the affordability of the City's current levels of outstanding debt and the City's ability to issue additional debt in the future.	
<i>Economic and Demographic Information</i>	<i>S25 – S26</i>
These schedules offer economic and demographic indicators to help the reader understand the environment within which the City's financial activities take place.	
<i>Operating Information</i>	<i>S28 – S33</i>
These schedules contain service and infrastructure data to help the reader understand how the information in the City's financial report relates to the services the City provides and the activities it performs.	

Sources: Unless otherwise noted, the information in these schedules is derived from the Comprehensive Annual Financial Reports for the relevant year.

City of Brunswick, Ohio

Net Position By Component

Last Ten Years

(Accrual Basis of Accounting)

	<u>2013</u>	<u>2012</u>	<u>2011</u>	<u>2010</u>
Governmental Activities				
Net Investment in Capital Assets	\$35,531,358	\$35,268,325	\$34,415,337	\$32,948,516
Restricted:				
Capital Projects	5,665,555	4,248,609	4,277,237	4,663,156
Debt Service	2,288,361	2,133,143	2,178,849	2,378,423
Police	5,506,700	4,542,196	3,771,232	2,839,358
Fire	3,925,584	3,090,053	2,523,216	1,964,092
Transportation	3,076,455	3,382,089	2,512,538	1,969,709
Cable Television Local Programming	0	0	0	0
Parks and Recreation	0	0	0	0
Community Improvement	55,876	55,920	265,396	221,826
Other Purposes	832,129	38,975	35,166	28,025
Unrestricted (Deficit)	<u>12,743,641</u>	<u>11,721,507</u>	<u>8,815,719</u>	<u>5,103,746</u>
<i>Total Governmental Activities Net Position</i>	<u>69,625,659</u>	<u>64,480,817</u>	<u>58,794,690</u>	<u>52,116,851</u>
Business-Type - Activities				
Net Investment in Capital Assets	(443,159)	(411,641)	(378,534)	194,474
Unrestricted	<u>2,047,340</u>	<u>1,315,008</u>	<u>426,367</u>	<u>603,045</u>
<i>Total Business-Type Activity Net Position</i>	<u>1,604,181</u>	<u>903,367</u>	<u>47,833</u>	<u>797,519</u>
Primary Government				
Net Investment in Capital Assets	35,088,199	34,856,684	34,036,803	33,142,990
Restricted	21,350,660	17,490,985	15,563,634	14,064,589
Unrestricted	<u>14,790,981</u>	<u>13,036,515</u>	<u>9,242,086</u>	<u>5,706,791</u>
<i>Total Primary Government Net Position</i>	<u>\$71,229,840</u>	<u>\$65,384,184</u>	<u>\$58,842,523</u>	<u>\$52,914,370</u>

Note: 2004 was the first year other purposes were further identified. In 2010 - 2013, the cable TV and parks recreation net position balances are included in unrestricted net position, due to the implementation of GASB 54. In 2009 and prior years, those balances were restricted for those purposes.

Note: In 2012, a restatement of 2011 net position occurred due to the collection of a stormwater fee.

2009	2008	2007	2006	2005	2004
\$32,426,336	\$31,960,337	\$33,070,623	\$32,433,096	\$32,491,981	\$39,352,980
4,252,051	8,316,173	4,049,522	5,794,001	6,373,225	7,869,564
2,939,856	2,618,987	2,584,981	2,966,758	2,315,797	2,446,081
1,813,015	707,551	674,589	632,269	603,134	603,770
1,556,605	1,778,890	1,952,798	1,697,405	1,719,296	1,665,347
2,150,145	2,207,218	1,982,049	2,472,078	2,264,163	2,266,131
1,105,854	1,297,007	1,179,886	1,069,868	945,910	762,462
506,586	444,032	410,542	384,408	286,344	335,931
272,600	309,684	306,396	300,063	295,988	802,181
29,793	49,442	247,095	221,255	7,644	82,783
2,288,917	(29,745)	6,163,948	5,834,727	7,348,443	5,954,658
49,341,758	49,659,576	52,622,429	53,805,928	54,651,925	62,141,888
220,015	238,669	257,697	281,594	305,682	331,272
550,777	346,135	272,769	202,035	208,838	305,608
770,792	584,804	530,466	483,629	514,520	636,880
32,646,351	32,199,006	33,328,320	32,714,690	32,797,663	39,684,252
14,626,505	17,728,984	13,387,858	15,538,105	14,811,501	16,834,250
2,839,694	316,390	6,436,717	6,036,762	7,557,281	6,260,266
\$50,112,550	\$50,244,380	\$53,152,895	\$54,289,557	\$55,166,445	\$62,778,768

City of Brunswick, Ohio
Change in Net Position
Last Ten Years
(Accrual Basis of Accounting)

	2013	2012	2011	2010
Program Revenues				
Governmental Activities:				
Charges for Services:				
General Government	\$825,597	\$819,826	\$574,868	\$770,068
Security of Persons and Property	1,286,645	1,127,109	1,225,156	1,069,374
Transportation	53,991	12,752	31,706	131,570
Community Environment	408,276	313,170	576,126	615,189
Public Health Services	3,132	0	0	0
Leisure Time Activities	1,208,100	1,192,567	1,177,299	1,071,256
Subtotal - Charges for Services	3,785,741	3,465,424	3,585,155	3,657,457
Operating Grants and Contributions and Interest:	2,180,194	2,612,386	2,289,557	2,682,981
Capital Grants and Contributions:	1,060,420	1,417,676	1,724,921	1,086,493
<i>Total Governmental Activities Program Revenues</i>	<u>7,026,355</u>	<u>7,495,486</u>	<u>7,599,633</u>	<u>7,426,931</u>
Business-Type Activities:				
Charges for Services:				
Refuse	2,622,715	2,598,583	2,464,970	2,238,200
Stormwater	1,169,694	1,164,826	0	0
<i>Total Business-Type Activities Program Revenues</i>	<u>3,792,409</u>	<u>3,763,409</u>	<u>2,464,970</u>	<u>2,238,200</u>
<i>Total Primary Government Program Revenues</i>	<u>10,818,764</u>	<u>11,258,895</u>	<u>10,064,603</u>	<u>9,665,131</u>
Expenses				
Governmental Activities:				
General Government	2,754,245	2,654,847	2,786,107	2,928,073
Security of Persons and Property	10,305,243	10,120,936	9,879,154	9,840,361
Transportation	3,281,244	2,717,459	2,895,051	2,815,791
Community Environment	1,312,329	2,162,920	1,850,257	2,259,993
Public Health Services	33,065	29,559	29,693	29,066
Leisure Time Activities	1,692,973	1,711,382	1,561,621	1,625,811
Interest and Fiscal Charges	115,482	113,074	314,983	370,061
<i>Total Governmental Activities Expenses</i>	<u>19,494,581</u>	<u>19,510,177</u>	<u>19,316,866</u>	<u>19,869,156</u>
Business-Type Activities				
Refuse	2,474,573	2,456,370	2,334,864	2,211,473
Stormwater	617,022	451,505	21,296	0
<i>Total Business-Type Activities Expenses</i>	<u>3,091,595</u>	<u>2,907,875</u>	<u>2,356,160</u>	<u>2,211,473</u>
<i>Total Primary Government Program Expenses</i>	<u>22,586,176</u>	<u>22,418,052</u>	<u>21,673,026</u>	<u>22,080,629</u>
Net (Expense)/Revenue				
Governmental Activities	(12,468,226)	(12,014,691)	(11,717,233)	(12,442,225)
Business-Type Activities	700,814	855,534	108,810	26,727
<i>Total Primary Government Net Expense</i>	<u>(\$11,767,412)</u>	<u>(\$11,159,157)</u>	<u>(\$11,608,423)</u>	<u>(\$12,415,498)</u>

2009	2008	2007	2006	2005	2004
\$1,007,516	\$719,525	\$661,875	\$500,689	\$479,604	\$434,614
1,242,692	5,633	577,272	544,977	547,382	600,810
146,001	608,315	26,209	576,574	34,935	15,709
583,948	840,933	971,563	924,851	854,056	1,011,950
1,405	1,500	3,005	3,130	64,892	141,368
1,084,347	1,155,604	1,190,877	1,160,210	1,092,614	1,236,948
4,065,909	3,331,510	3,430,801	3,710,431	3,073,483	3,441,399
2,262,762	2,279,404	1,911,469	2,112,116	2,136,676	1,945,181
828,013	454,646	993,535	650,137	792,664	1,137,855
7,156,684	6,065,560	6,335,805	6,472,684	6,002,823	6,524,435
2,206,679	1,717,513	1,749,919	1,582,434	1,550,528	1,545,684
0	0	0	0	0	0
2,206,679	1,717,513	1,749,919	1,582,434	1,550,528	1,545,684
9,363,363	7,783,073	8,085,724	8,055,118	7,553,351	8,070,119
3,132,307	3,335,640	3,653,469	2,816,111	3,390,213	3,957,619
9,318,372	10,163,304	9,571,740	9,415,542	9,129,175	7,649,594
3,343,339	3,933,812	4,249,283	3,924,014	3,687,267	3,390,709
2,497,012	2,265,572	1,818,776	1,900,429	1,335,463	1,986,991
31,491	28,509	29,884	46,475	301,920	349,448
1,766,699	2,383,488	2,272,972	2,294,555	2,410,749	2,298,656
390,789	445,032	574,531	531,615	468,839	358,729
20,480,009	22,555,357	22,170,655	20,928,741	20,723,626	19,991,746
2,020,691	1,663,225	1,703,179	1,706,635	1,672,968	1,617,998
0	0	0	0	0	0
2,020,691	1,663,225	1,703,179	1,706,635	1,672,968	1,617,998
22,500,700	24,218,582	23,873,834	22,635,376	22,396,594	21,609,744
(13,323,325)	(16,489,797)	(15,834,850)	(14,456,057)	(14,720,803)	(13,467,311)
185,988	54,288	46,740	(124,201)	(122,440)	(72,314)
(\$13,137,337)	(\$16,435,509)	(\$15,788,110)	(\$14,580,258)	(\$14,843,243)	(\$13,539,625)

(continued)

City of Brunswick, Ohio
Change in Net Position
Last Ten Years (Continued)
(Accrual Basis of Accounting)

	2013	2012	2011	2010
General Revenues and Other Changes in Net Position				
Governmental Activities				
Property and Other Local Taxes Levied For:				
General Purposes	\$1,394,972	\$1,464,138	\$1,418,940	\$1,607,360
Police	184,481	195,799	191,812	209,654
Debt Service	0	0	0	0
Income Taxes Levied For:				
General Purposes	2,860,086	3,474,876	3,208,310	1,511,497
Capital Projects	299,614	224,661	72,224	0
Debt Service	299,617	306,614	458,449	489,271
Fire	3,616,243	3,362,609	3,293,225	3,274,810
Street Repair and Maintenance	1,007,855	870,387	844,635	251,851
Police	6,537,500	6,202,867	6,129,986	6,054,675
Brunswick Transit Alternative	130,330	117,404	132,191	124,695
Parks	463,655	436,194	431,108	328,767
Grants and Entitlements not Restricted to Specific Programs	746,287	953,963	1,381,304	1,280,690
Gain on Sale of Assets Held for Resale	0	0	0	0
Interest	32,156	41,096	35,458	32,393
Other	40,272	50,210	70,552	51,655
Loss on Sale of Capital Assets	0	0	0	0
Transfers	0	0	0	0
<i>Total Governmental Activities</i>	<u>17,613,068</u>	<u>17,700,818</u>	<u>17,668,194</u>	<u>15,217,318</u>
Business-Type Activities				
Other	0	0	0	0
Transfers	0	0	0	0
<i>Total Business-Type Activities</i>	<u>0</u>	<u>0</u>	<u>0</u>	<u>0</u>
<i>Total Primary Government General Revenues and Other Changes in Net Position</i>	<u>17,613,068</u>	<u>17,700,818</u>	<u>17,668,194</u>	<u>15,217,318</u>
Change in Net Position				
Governmental Activities	5,144,842	5,686,127	5,950,961	2,775,093
Business-Type Activities	700,814	855,534	108,810	26,727
<i>Total Primary Government Change in Net Position</i>	<u>\$5,845,656</u>	<u>\$6,541,661</u>	<u>\$6,059,771</u>	<u>\$2,801,820</u>

2009	2008	2007	2006	2005	2004
\$1,804,661	\$1,677,686	\$1,708,372	\$1,682,327	\$1,608,434	\$1,502,554
7,531	0	0	0	0	0
382,896	404,226	415,475	473,975	463,668	394,621
1,765,037	3,752,918	3,705,051	3,516,603	3,513,824	3,316,964
0	0	0	0	0	0
237,508	71,616	36,679	34,741	32,938	32,121
2,494,004	2,661,274	5,916,882	2,583,884	2,449,791	2,481,449
784,805	1,105,072	0	1,085,666	846,265	1,084,331
3,146,772	1,237,730	0	1,163,834	1,103,435	1,117,695
109,162	115,460	0	108,567	102,932	104,263
488,697	571,542	0	521,250	494,075	500,461
1,251,775	1,495,033	1,439,760	1,411,996	1,545,535	1,586,733
396,554	0	0	0	0	355,588
66,022	345,096	961,482	1,002,320	643,300	690,499
70,083	89,291	467,650	118,069	129,228	65,147
0	0	0	0	(5,702,585)	0
0	0	0	(93,172)	0	(40,000)
13,005,507	13,526,944	14,651,351	13,610,060	7,230,840	13,192,426
0	50	97	138	80	455
0	0	0	93,172	0	40,000
0	50	97	93,310	80	40,455
13,005,507	13,526,994	14,651,448	13,703,370	7,230,920	13,232,881
(317,818)	(2,962,853)	(1,183,499)	(845,997)	(7,489,963)	(274,885)
185,988	54,338	46,837	(30,891)	(122,360)	(31,859)
(\$131,830)	(\$2,908,515)	(\$1,136,662)	(\$876,888)	(\$7,612,323)	(\$306,744)

City of Brunswick, Ohio
Fund Balances, Governmental Funds
Last Ten Years
(Modified Accrual Basis of Accounting)

	2013	2012	2011	2010
General Fund				
Nonspendable	\$1,438,426	\$1,430,246	\$956,605	\$697,887
Committed	534,805	562,778	540,280	0
Assigned	1,804,755	1,760,198	1,522,319	893,952
Unassigned	6,673,989	5,532,586	4,746,082	3,174,648
Reserved	N/A	N/A	N/A	N/A
Unreserved	N/A	N/A	N/A	N/A
Total General Fund	<u>10,451,975</u>	<u>9,285,808</u>	<u>7,765,286</u>	<u>4,766,487</u>
All Other Governmental Funds				
Nonspendable	163,898	187,181	160,022	125,575
Restricted	13,098,671	9,534,618	6,673,161	5,497,661
Committed	1,255,551	1,036,205	881,516	635,449
Assigned	32,641	76,097	25,384	89,860
Unassigned (Deficit)	(314,630)	(110,582)	(331,884)	(372,205)
Reserved	N/A	N/A	N/A	N/A
Unreserved, Undesignated, Reported in:				
Special Revenue funds	N/A	N/A	N/A	N/A
Debt Service funds	N/A	N/A	N/A	N/A
Capital Projects funds (Deficit)	N/A	N/A	N/A	N/A
Total All Other Governmental Funds	<u>14,236,131</u>	<u>10,723,519</u>	<u>7,408,199</u>	<u>5,976,340</u>
Total Governmental Funds	<u>\$24,688,106</u>	<u>\$20,009,327</u>	<u>\$15,173,485</u>	<u>\$10,742,827</u>

Note: Since 2010, the cable TV fund is included with general fund on a GAAP basis. In 2009 and prior years, the cable TV fund balance was included in all other governmental funds.

2009	2008	2007	2006	2005	2004
N/A	N/A	N/A	N/A	N/A	N/A
N/A	N/A	N/A	N/A	N/A	N/A
N/A	N/A	N/A	N/A	N/A	N/A
N/A	N/A	N/A	N/A	N/A	N/A
\$1,615,847	\$1,981,943	\$1,772,772	\$2,155,921	\$2,450,979	\$2,526,780
1,358,677	1,129,302	2,645,280	3,599,382	4,392,771	3,573,993
2,974,524	3,111,245	4,418,052	5,755,303	6,843,750	6,100,773
N/A	N/A	N/A	N/A	N/A	N/A
N/A	N/A	N/A	N/A	N/A	N/A
N/A	N/A	N/A	N/A	N/A	N/A
N/A	N/A	N/A	N/A	N/A	N/A
N/A	N/A	N/A	N/A	N/A	N/A
4,189,812	2,752,912	2,540,016	2,901,069	3,142,957	3,898,410
2,185,351	2,741,246	2,891,433	3,040,634	3,080,982	3,824,747
880,823	880,047	939,632	1,041,567	803,932	799,854
(525,162)	(3,488,510)	4,126,621	1,733,381	2,378,151	2,061,999
6,730,824	2,885,695	10,497,702	8,716,651	9,406,022	10,585,010
\$9,705,348	\$5,996,940	\$14,915,754	\$14,471,954	\$16,249,772	\$16,685,783

City of Brunswick, Ohio
Changes in Fund Balances, Governmental Funds
Last Ten Years
(Modified Accrual Basis of Accounting)

	2013	2012	2011	2010
Revenues				
Property Taxes	\$1,599,759	\$1,640,863	\$1,610,734	\$1,811,530
Municipal Income Taxes	14,659,596	14,142,938	13,703,676	11,099,563
Charges for Services	2,046,098	1,811,368	1,843,474	1,736,217
Special Assessments	205,990	293,882	277,970	257,066
Licenses, Permits and Fees	1,285,481	890,044	1,164,988	1,333,144
Fines and Forfeitures	551,190	528,609	555,758	610,549
Intergovernmental	3,919,499	4,997,108	5,348,099	5,028,981
Contributions and Donations	32,283	0	0	625
Sales	85	1,069	627	249
Interest	32,142	23,135	19,114	16,586
Other	100,994	50,210	70,552	51,655
<i>Total Revenues</i>	<u>24,433,117</u>	<u>24,379,226</u>	<u>24,594,992</u>	<u>21,946,165</u>
Expenditures				
Current:				
General Government	2,597,694	2,582,578	2,812,836	2,967,077
Security of Persons and Property	10,173,490	10,067,051	9,608,980	9,438,748
Transporation	2,465,950	3,159,903	2,286,124	2,452,466
Community Environment	1,013,283	1,662,145	1,270,815	2,023,900
Public Health Services	10,105	6,399	6,533	5,906
Leisure Time Activities	1,533,403	1,546,434	1,360,892	1,468,151
Capital Outlay	1,595,743	1,559,362	2,223,320	1,261,930
Debt Service:				
Principal Retirement	247,281	359,736	537,063	934,653
Interest and Fiscal Charges	122,320	111,368	318,145	375,208
Issuance Costs	0	25,533	0	0
<i>Total Expenditures</i>	<u>19,759,269</u>	<u>21,080,509</u>	<u>20,424,708</u>	<u>20,928,039</u>
<i>Excess of Revenues Over (Under) Expenditures</i>	<u>4,673,848</u>	<u>3,298,717</u>	<u>4,170,284</u>	<u>1,018,126</u>
Other Financing Sources (Uses)				
Sale of Capital Assets	0	0	0	0
Inception of Capital Lease	0	0	0	0
Note Premium	0	0	0	0
Special Assessment Bond Premium	0	0	0	0
Refunding Notes Issued	0	0	0	0
General Obligation Notes Issued	0	0	0	0
Current Refunding	0	0	0	0
OPWC Loan Issued	4,931	108,576	260,374	19,353
General Obligation Bonds Issued	0	1,320,000	0	0
Special Assessment Bonds Issued	0	0	0	0
General Obligation Bond Premium	0	108,549	0	0
Transfers In	1,663,345	1,482,594	40,882	22,827
Transfers Out	(1,663,345)	(1,482,594)	(40,882)	(22,827)
<i>Total Other Financing Sources (Uses)</i>	<u>4,931</u>	<u>1,537,125</u>	<u>260,374</u>	<u>19,353</u>
Special Items				
Sale of Assets Held for Resale	0	0	0	0
Proceeds from the Sale of Waterlines	0	0	0	0
<i>Net Change in Fund Balances</i>	<u>\$4,678,779</u>	<u>\$4,835,842</u>	<u>\$4,430,658</u>	<u>\$1,037,479</u>
Debt Service as a Percentage of Noncapital Expenditures	2.1%	2.6%	4.7%	6.8%

2009	2008	2007	2006	2005	2004
\$2,206,343	\$2,175,311	\$2,067,685	\$2,142,256	\$2,056,354	\$1,911,242
9,094,629	9,322,892	9,294,739	8,812,121	8,531,528	8,278,142
1,872,479	1,755,498	1,720,581	1,694,330	1,663,950	1,977,325
233,355	234,028	240,165	126,446	130,466	134,899
1,042,594	769,752	1,005,847	986,442	898,640	1,174,158
561,309	598,733	548,262	492,656	480,171	432,882
4,561,044	4,414,730	4,027,246	4,096,203	4,355,023	4,467,468
5,188	0	0	43,634	42,653	29,192
3,006	9,367	9,128	5,676	12,710	14,744
56,974	380,911	921,370	1,025,789	662,849	344,554
72,583	368,749	467,650	118,069	129,228	65,147
19,709,504	20,029,971	20,302,673	19,543,622	18,963,572	18,829,753
2,830,670	3,161,332	3,510,739	3,215,653	2,631,259	3,891,681
9,295,076	9,586,494	9,173,610	9,274,006	8,794,037	7,639,752
2,680,699	3,136,068	3,664,390	2,880,149	3,222,311	2,812,561
1,838,864	1,337,300	1,305,231	1,012,720	1,519,432	1,218,980
8,331	613,840	6,725	5,550	61,489	110,770
1,653,064	2,136,214	2,075,212	2,110,126	2,409,150	2,116,225
1,980,850	2,062,790	2,769,815	2,326,127	3,169,334	5,214,484
688,029	6,250,103	672,105	586,631	595,664	538,717
385,260	670,308	428,881	525,410	491,003	349,930
140,348	0	0	4,500	0	0
21,501,191	28,954,449	23,606,708	21,940,872	22,893,679	23,893,100
(1,791,687)	(8,924,478)	(3,304,035)	(2,397,250)	(3,930,107)	(5,063,347)
1,488	0	0	0	20,258	100
0	0	197,835	164,613	132,075	0
0	0	0	0	37,136	0
577	0	0	1,991	0	0
0	0	0	0	2,030,000	0
0	0	5,580,000	2,030,000	0	2,030,000
0	0	(2,030,000)	(2,030,000)	(2,030,000)	0
19,740	5,664	0	0	54,627	126,176
4,672,492	0	0	0	0	0
402,508	0	0	546,000	0	0
6,736	0	0	0	0	0
83,888	505,907	685,921	913,543	3,371,512	294,270
(83,888)	(505,907)	(685,921)	(1,006,715)	(3,371,512)	(334,270)
5,103,541	5,664	3,747,835	619,432	244,096	2,116,276
396,554	0	0	0	0	690,499
0	0	0	0	3,250,000	0
\$3,708,408	(\$8,918,814)	\$443,800	(\$1,777,818)	(\$436,011)	(\$2,256,572)
5.6%	25.7%	5.3%	5.6%	5.8%	5.0%

City of Brunswick, Ohio
Assessed Valuation and Estimated Actual Values of Taxable Property
Last Ten Years

Collection Year	Real Property			Tangible Personal Property	
	Assessed Value		Estimated Actual Value	Public Utility	
	Residential/ Agricultural	Commercial Industrial/PU		Assessed Value	Estimated Actual Value
2013	\$573,344,540	\$133,097,990	\$2,018,407,229	\$6,979,640	\$7,931,409
2012	568,692,790	135,979,950	2,013,350,686	5,936,530	6,746,057
2011	569,116,780	135,601,100	2,013,479,657	5,683,640	6,458,682
2010	612,020,650	133,798,300	2,130,911,286	5,683,640	6,458,682
2009	608,231,400	127,704,210	2,102,673,171	4,880,560	5,546,091
2008	608,231,400	127,704,210	2,102,673,171	4,880,560	5,546,091
2007	548,225,880	121,015,700	1,912,118,800	7,996,890	9,087,375
2006	546,793,420	118,513,210	1,900,876,086	8,649,000	9,828,409
2005	544,282,540	116,302,290	1,887,385,229	9,531,030	10,830,716
2004	500,690,810	98,378,240	1,711,625,857	9,788,860	11,123,705

Real property is reappraised every six years with a State mandated update of the current market value in the third year following each reappraisal.

The assessed value of real property (including public utility real property) is 35 percent of estimated true value. The assessed value of public utility personal property ranges from 25 percent of true value for railroad property to 88 percent for electric transmission and distribution property. General business tangible personal property was assessed in previous years at 25 percent for machinery and equipment and 23 percent for inventories. General business tangible personal property tax was phased out beginning in 2006.

The tangible personal property values associated with each year are the values that, when multiplied by the applicable rates, generated the property tax revenue billed in that year. For real property, the amounts generated by multiplying the assessed values by the applicable rates would be reduced by the 10%, 2 1/2% and homestead exemptions before being billed. Beginning in the 2006 collection year, the 10% rollback for commercial/industrial property has been eliminated.

Source: Medina County, Ohio; County Auditor

<u>Tangible Personal Property</u>					
<u>General Business</u>		<u>Total</u>			<u>Tax Rate (per \$1,000 of Assessed Value)</u>
<u>Assessed Value</u>	<u>Estimated Actual Value</u>	<u>Assessed Value</u>	<u>Estimated Actual Value</u>	<u>Ratio</u>	
\$4,542,370	\$90,847,400	\$717,964,540	\$2,117,186,038	33.91%	\$2.60
3,620,720	72,414,400	714,229,990	2,092,511,143	34.13	2.60
2,490,600	49,812,000	712,892,120	2,069,750,339	34.44	2.60
1,371,610	13,716,100	752,874,200	2,151,086,068	35.00	2.60
4,615,530	73,848,480	745,431,700	2,182,067,742	34.16	3.20
16,151,383	258,422,128	756,967,553	2,366,641,390	31.98	3.25
20,695,362	165,562,896	697,933,832	2,086,769,071	33.45	3.25
34,606,697	184,569,051	708,562,327	2,095,273,545	33.82	3.35
42,352,922	169,411,688	712,468,782	2,067,627,632	34.46	3.35
41,285,346	165,141,384	650,143,256	1,887,890,946	34.44	3.35

City of Brunswick, Ohio
Property Tax Rates - Direct and Overlapping Governments
(Per \$1,000 of Assessed Valuation)
Last Ten Years

	2013	2012	2011	2010
Unvoted Millage				
Operating	\$2.3000	\$2.3000	\$2.3000	\$2.3000
Police Pension	0.3000	0.3000	0.3000	0.3000
<i>Total Unvoted Millage</i>	2.6000	2.6000	2.6000	2.6000
Voted Millage				
1989 Bond (\$4,950,000)	0.0000	0.0000	0.0000	0.0000
Total Millage	\$2.6000	\$2.6000	\$2.6000	\$2.6000
Overlapping Rates by Taxing District				
Brunswick City School District				
Residential/Agricultural Real	\$42.0638	\$39.7649	\$40.2598	\$38.1783
Commerical/Industrial and Public Utility Real	40.7592	39.1934	39.2077	38.3531
General Business and Public Utility Personal	69.1200	68.0200	68.5200	67.8200
Medina County				
Residential/Agricultural Real	7.5148	7.4599	6.5082	5.9807
Commerical/Industrial and Public Utility Real	7.4957	7.4575	6.4369	6.0632
General Business and Public Utility Personal	8.0400	8.0400	8.0400	8.0400
Medina CCTC				
Residential/Agricultural Real	2.2447	2.1694	2.1649	2.0048
Commerical/Industrial and Public Utility Real	2.2252	2.1483	2.0428	2.0158
General Business and Public Utility Personal	3.0500	3.0500	3.0500	3.0500
Medina County Library District				
Residential/Agricultural Real	1.8500	2.0315	2.0319	1.9378
Commerical/Industrial and Public Utility Real	1.8500	2.0464	1.9854	1.9696
General Business and Public Utility Personal	1.8500	2.0500	2.0500	2.0500
Medina County Park District				
Residential/Agricultural Real	0.7500	0.7366	0.7366	0.6775
Commerical/Industrial and Public Utility Real	0.7500	0.7435	0.7052	0.6969
General Business and Public Utility Personal	0.7500	0.7500	0.7500	0.7500

Source: Medina County Auditor

Note: The rates presented for a particular calendar year are the rates that, when applied to the assessed values presented in the Assessed Value Table, generated the property tax revenue billed in that year.

The City's basic property tax rate may be increased only by a majority vote of the City's residents.

The real property tax rates for the voted levies of the overlapping taxing districts are reduced so that inflationary increases in value do not generate additional revenue.

Overlapping rates are those of local and county governments that apply to property owners within the City.

Emergency and Debt Service levies are designed to raise a fixed amount of revenue each year. A rate is set each year so that when it is applied to the total assessed value, that fixed amount is generated.

2009	2008	2007	2006	2005	2004
\$2.3000	\$2.3000	\$2.3000	\$2.3000	\$2.3000	\$2.3000
0.3000	0.3000	0.3000	0.3000	0.3000	0.3000
2.6000	2.6000	2.6000	2.6000	2.6000	2.6000
0.6000	0.6500	0.6500	0.7500	0.7500	0.7500
\$3.2000	\$3.2500	\$3.2500	\$3.3500	\$3.3500	\$3.3500

\$39.2500	\$39.2500	\$39.9063	\$35.0086	\$36.7093	\$30.2578
39.3375	39.2500	40.3514	35.1698	36.6780	30.4282
68.9200	68.9200	70.3700	65.4700	67.1700	60.6700

5.9167	5.9261	6.2510	6.3361	6.3560	6.6504
5.9891	5.9752	6.2038	6.2805	6.2565	6.4669
8.0700	8.0700	8.0700	8.2100	8.2200	8.2300

2.0000	2.0000	2.0000	2.0000	2.0000	2.0000
2.0081	2.0000	2.0214	2.0274	2.0000	2.0281
3.0500	3.0500	3.0500	3.0500	3.0500	3.0500

2.1352	2.1388	1.6348	1.6397	1.6411	1.6903
2.1651	2.1605	1.6661	1.6677	1.6585	1.6974
2.2500	2.2500	2.2500	2.2500	2.2500	2.2500

0.6758	0.6777	0.7446	0.3790	0.3801	0.4088
0.6861	0.6922	0.7424	0.3654	0.3626	0.3826
0.7500	0.7500	0.7500	0.5000	0.5000	0.5000

City of Brunswick, Ohio
Principal Real Property Taxpayers
 2013 and 2004

<u>2013</u>		
<u>Taxpayer</u>	<u>Real Property Assessed Valuation</u>	<u>Percentage of Real Property Assessed Valuation</u>
Centro NP Brunswick Town Center	\$4,537,940	0.64 %
Cross Creek Apartments LLC	4,452,000	0.63
Inland Brunswick Marketplace LLC	4,185,200	0.59
Village in the Park	4,007,510	0.57
Laurel Road LTD	3,854,550	0.55
Ohio Edison Company	3,818,080	0.54
City of Brunswick	3,038,610	0.43
Clearbrooke Apartments LLC	2,729,490	0.39
Kimco Brunswick Associates	2,656,790	0.38
HD Development of Maryland Inc.	2,415,000	0.33
Total	\$35,695,170	5.05 %
Total Real Property Assessed Valuation	\$706,442,530	
<u>2004</u>		
<u>Taxpayer</u>	<u>Real Property Assessed Valuation</u>	<u>Percentage of Real Property Assessed Valuation</u>
Verizon North Incorporated	\$4,554,040	0.76 %
Village in the Park	4,449,360	0.74
Cross Creek Apartments LLC	4,286,330	0.72
Clearbrooke Apartments LLC	3,162,550	0.53
Kimco Brunswick Associates	3,137,490	0.52
Inland Brunswick Marketplace LLC	3,094,850	0.52
Interstate Properties	2,693,550	0.45
Ohio Edison Company	2,363,510	0.39
Laurel Hill Development	2,358,910	0.39
Brunswick Limited Partnership	1,662,750	0.28
Total	\$31,763,340	5.30 %
Total Real Property Assessed Valuation	\$599,069,050	

Source: Medina County, Ohio; County Auditor

City of Brunswick, Ohio
Property Tax Levies And Collections
Last Ten Years

Year	Total Tax Levy	Current Tax Collections	Percent of Current Tax Collections To Tax Levy	Delinquent Tax Collections	Total Tax Collections (1)	Percent of Total Tax Collections To Tax Levy	Accumulated Outstanding Delinquent Taxes	Percentage of Delinquent Taxes to Total Tax Levy
2013	\$1,956,990	\$1,771,513	90.52%	\$63,857	\$1,835,370	93.79%	\$53,356	2.73%
2012	1,980,750	1,804,235	91.09	66,575	1,870,810	94.45	68,292	3.45
2011	1,845,355	1,775,856	96.23	47,048	1,822,904	98.78	68,228	3.70
2010	2,062,762	1,897,099	91.97	70,619	1,967,718	95.39	61,158	2.96
2009	2,528,582	2,306,460	91.22	96,135	2,402,595	95.02	66,324	2.62
2008	2,628,104	2,306,771	87.77	74,966	2,381,737	90.63	76,520	2.91
2007	2,350,695	2,116,881	90.05	52,983	2,169,864	92.31	59,670	2.54
2006	2,409,404	2,180,128	90.48	75,763	2,255,891	93.63	90,449	3.75
2005	2,332,042	2,157,390	92.51	49,401	2,206,791	94.63	84,889	3.64
2004	2,130,856	1,985,132	93.16	53,788	2,038,920	95.69	42,785	2.01

Source: Medina County, Ohio; County Auditor

(1) State reimbursement of rollback and homestead exemptions are included.

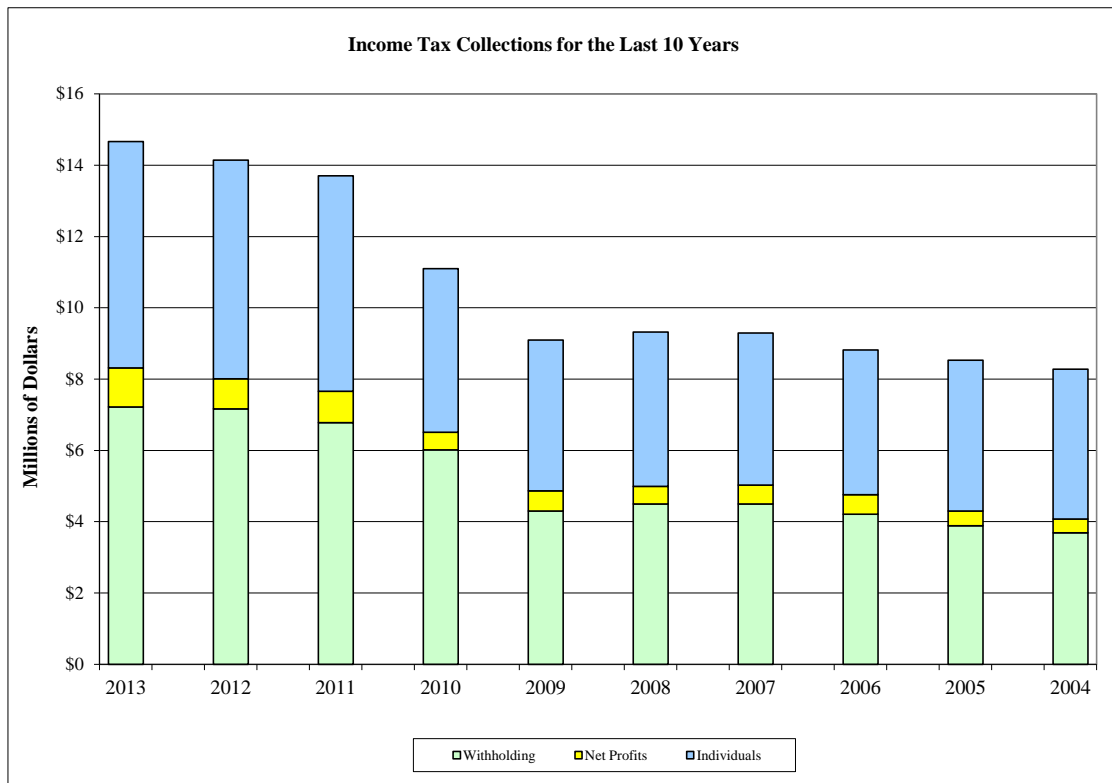
Note: The City is aware of the requirement to report delinquent tax collections by levy year rather than by collection year. However, the County's computer system tracks levy amounts by either current levy or delinquent levy. Once amounts become part of the delinquent levy the ability to track information by levy year is lost. The City is looking at options to improve the presentation.

City of Brunswick, Ohio
Income Tax Revenue Base and Collections
(Modified Accrual Basis)
Last Ten Years

Tax Year	Tax Rate(1)	Total Tax Collected	Taxes from Withholding	Percentage of Taxes from Withholding	Taxes From Net Profits	Percentage of Taxes from Net Profits	Taxes From Individuals	Percentage of Taxes from Individuals
2013	1.85%	\$14,659,596	\$7,215,452	49.22%	\$1,100,935	7.51%	\$6,343,206	43.27%
2012	1.85	14,142,938	7,164,636	50.66	842,898	5.96	6,135,055	43.38
2011	1.85	13,703,676	6,781,949	49.49	875,665	6.39	6,046,062	44.12
2010	1.85	11,099,563	6,017,073	54.21	495,041	4.46	4,587,449	41.33
2009	1.35	9,094,629	4,299,031	47.27	570,233	6.27	4,225,365	46.46
2008	1.35	9,322,892	4,500,160	48.27	489,452	5.25	4,333,280	46.48
2007	1.35	9,294,739	4,498,654	48.40	530,730	5.71	4,265,355	45.89
2006	1.35	8,812,121	4,206,907	47.74	546,352	6.20	4,058,862	46.06
2005	1.35	8,531,528	3,881,845	45.50	421,457	4.94	4,228,225	49.56
2004	1.35	8,278,142	3,692,051	44.60	383,278	4.63	4,202,813	50.77

(1) In 2010, the tax rate was increased .5 percent by voters to increase funding for safety forces.

Note: The City is prohibited by statute from presenting information regarding individual taxpayers.



City of Brunswick, Ohio

Ten Largest Municipal Income Tax Withholding Accounts

Tax Years 2013 and 2004

Tax Year 2013

Taxpayers	Municipal Income Tax Withholding	Percent of Income Tax Collections
Brunswick City School District		
Brunswick Auto Mart, Inc.		
City of Brunswick		
Digestive Disease Consultant		
Riser Foods Company		
Cleveland Clinic Foundation		
Southwest General		
E. T. Healthcare Providers, Inc.		
Automation Tool & Die, Inc.		
W.W. Williams Midwest, Inc.		
Total	<u>\$1,896,186</u>	<u>12.93 %</u>
Total Municipal Income Tax Collection	<u>\$14,659,596</u>	

Tax Year 2004

Taxpayers	Municipal Income Tax Withholding	Percent of Income Tax Collections
Brunswick City School District		
City of Brunswick		
Trans Technology		
Brunswick Auto Mart, Inc.		
Transitional Living Centers		
Riser Foods Company		
Tops Markets, LLC		
Designer Showcases, Inc.		
W.W. Williams Midwest, Inc.		
Legacy Ford, Inc.		
Total	<u>\$1,089,973</u>	<u>13.17 %</u>
Total Municipal Income Tax Collection	<u>\$8,278,142</u>	

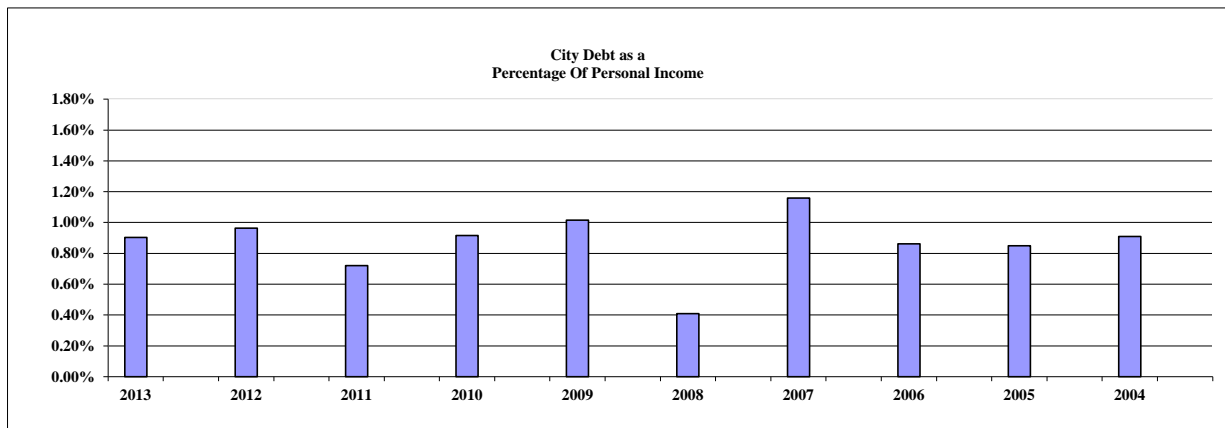
Source: City Financial Records

Note: Per Ohio Revised Code Section 718, the City is unable to disclose the amounts of municipal income tax withholding by individual taxpayer.

Note: The City income tax rate increased from 1.35% to 1.85% effective January 1, 2010.

City of Brunswick, Ohio
*Ratios of Outstanding Debt to
 Total Personal Income and Debt Per Capita
 Last Ten Years*

Fiscal Year	Governmental Activities					Business-Type Activities			Total Debt	Percentage of Personal Income (1)	Per Capita (2)
	General Obligation Bonds	Special Assessment Bonds	OPWC Loans	Notes Payable	Capital Leases	General Obligation Bonds	OPWC Loans	Capital Leases			
2013	\$1,371,881	\$1,265,287	\$261,578	\$0	\$27,668	\$5,147,121	\$351,391	\$0	\$8,424,926	0.90%	\$245
2012	1,427,594	1,404,023	288,930	0	54,059	5,401,491	230,400	0	8,806,497	0.96	256
2011	124,192	1,597,631	183,696	0	105,195	4,338,638	242,334	0	6,591,686	0.72	192
2010	4,756,836	1,791,298	180,360	0	153,837	0	0	0	6,882,331	0.92	201
2009	5,446,141	1,979,666	170,047	0	215,733	0	0	2,395	7,813,982	1.01	223
2008	1,245,908	1,728,992	159,347	0	277,005	0	0	7,023	3,418,275	0.41	98
2007	1,709,812	1,881,397	162,723	5,580,000	335,352	0	0	11,444	9,680,728	1.16	277
2006	2,155,529	2,037,985	181,283	2,030,000	202,348	0	0	15,668	6,622,813	0.86	189
2005	2,579,251	1,609,510	195,803	2,030,000	80,128	0	0	19,703	6,514,395	0.85	186
2004	3,011,973	1,723,996	151,176	2,030,000	0	0	0	0	6,917,145	0.91	199



(1) Personal income information is on S25
 (2) Population information is on S25

City of Brunswick, Ohio
*Ratio of General Obligation Bonded Debt to Estimated True
Value of Taxable Property and Bonded Debt Per Capita
Last Ten Years*

Fiscal Year	General Obligation Bonds	Estimated True Value of Taxable Property	Ratio of Bonded Debt to Estimated True Value of Taxable Property	Bonded Debt per Capita (1)
2013	\$6,519,002	\$2,117,186,038	0.31%	\$189
2012	6,829,085	2,092,511,143	0.33	198
2011	4,462,830	2,069,750,339	0.22	117
2010	4,756,836	2,151,086,068	0.22	125
2009	5,446,141	2,182,067,742	0.25	143
2008	1,245,908	2,366,641,390	0.05	33
2007	1,709,812	2,086,769,071	0.08	45
2006	2,155,529	2,095,273,545	0.10	59
2005	2,579,251	2,067,627,632	0.12	71
2004	3,011,973	1,887,890,946	0.16	84

(1) Population information is on S25

Note: Although the general obligation bond retirement fund is restricted for debt service, it is not specifically restricted to the payment of principal. Therefore, these resources are not shown as a deduction from the general obligation bonded debt.

City of Brunswick, Ohio
Legal Debt Margin Information
Last Ten Years

	2013	2012	2011	2010	2009
Overall Debt Limitation (10.5% of Assessed Valuation)	\$75,386,277	\$74,994,149	\$74,853,673	\$79,051,791	\$78,270,329
Net Debt Within 10.5% Limitations	5,507,902	6,095,523	7,450,251	7,295,323	7,276,354
Overall Legal Debt Margin Within 10.5% Limitations	<u>\$69,878,375</u>	<u>\$68,898,626</u>	<u>\$67,403,422</u>	<u>\$71,756,468</u>	<u>\$70,993,975</u>
Total net debt applicable to the limit as a percentage of debt limit	7.31%	8.13%	9.95%	9.23%	9.30%
Unvoted Debt Limitation (5.5% of Assessed Valuation)	\$39,488,050	\$39,282,649	\$39,209,067	\$41,408,081	\$40,998,744
Net Debt Within 5.5% Limitations	5,507,902	6,095,523	7,450,251	7,295,323	7,276,354
Unvoted Legal Debt Margin Within 5.5% Limitations	<u>\$33,980,148</u>	<u>\$33,187,126</u>	<u>\$31,758,816</u>	<u>\$34,112,758</u>	<u>\$33,722,390</u>
Total net debt applicable to the limit as a percentage of debt limit	13.95%	15.52%	19.00%	17.62%	17.75%

Legal Debt Margin Calculation for Fiscal Year 2013

	Overall Margin Within 10.5%	Unvoted Margin Within 5.5%
Assessed property value	<u>\$717,964,540</u>	<u>\$717,964,540</u>
Overall Debt Limitation (percentage of assessed valuation)	<u>\$75,386,277</u>	<u>\$39,488,050</u>
Gross Indebtedness	8,200,633	8,200,633
Less: Special Assessment Bonds	(1,263,568)	(1,263,568)
OPWC Loans	(612,969)	(612,969)
General Obligation Bond Retirement Fund Balance	<u>(816,194)</u>	<u>(816,194)</u>
Net Debt Within Limitations	5,507,902	5,507,902
Legal Debt Margin Within Limitations	<u>\$69,878,375</u>	<u>\$33,980,148</u>

Note: Under State of Ohio finance law, the City of Brunswick's outstanding general obligation debt should not exceed 10.5 percent of total assessed property value. In addition, the outstanding general obligation debt net of voted debt should not exceed 5.5 percent of total assessed property value. By law, the general obligation debt subject to the limitation is offset by amounts set aside for repaying general obligation bonds.

2008	2007	2006	2005	2004
\$79,481,593	\$73,283,052	\$74,399,044	\$74,809,222	\$68,265,042
6,718,021	9,006,052	8,424,574	8,531,833	9,167,028
<u>\$72,763,572</u>	<u>\$64,277,000</u>	<u>\$65,974,470</u>	<u>\$66,277,389</u>	<u>\$59,098,014</u>
8.45%	12.29%	11.32%	11.40%	13.43%
\$41,633,215	\$38,386,361	\$38,970,928	\$39,185,783	\$35,757,879
6,718,021	9,006,052	8,424,574	6,706,833	9,167,028
<u>\$34,915,194</u>	<u>\$29,380,309</u>	<u>\$30,546,354</u>	<u>\$32,478,950</u>	<u>\$26,590,851</u>
16.14%	23.46%	21.62%	17.12%	25.64%

City of Brunswick, Ohio
*Computation of Direct and Overlapping
Debt Attributable to Governmental Activities
December 31, 2013*

	Debt Attributable to Governmental Activities	Percentage Applicable to City (1)	Amount of Direct and Overlapping Debt
Direct Debt:			
City of Brunswick			
General Obligation Bonds	\$1,371,881	100.00%	\$1,371,881
Special Assessment Bonds	1,265,287	100.00	1,265,287
OPWC Loans	261,578	100.00	261,578
Capital Leases	<u>27,668</u>	100.00	<u>27,668</u>
Total Direct Debt	<u><u>2,926,414</u></u>		<u><u>2,926,414</u></u>
Overlapping Debt:			
Payable from Property Taxes			
Medina County Bonds	5,127,234	1.95	99,981
Brunswick City School District Bonds	35,376,110	100.00	35,376,110
Payable from Other Sources:			
Medina County Special Assessment Bonds	540,000	1.95	10,530
Medina County OWDA Loans	117,583	1.95	2,293
Medina County OPWC Loans	<u>47,929</u>	1.95	<u>935</u>
Total Overlapping Debt	<u><u>41,208,856</u></u>		<u><u>35,489,849</u></u>
Total Direct and Overlapping Debt	<u><u><u>\$44,135,270</u></u></u>		<u><u><u>\$38,416,263</u></u></u>

Source: Medina County, Ohio; County Auditor

- (1) Percentages were determined by dividing the assessed valuation of the overlapping government located within the boundaries of the City by the total assessed valuation of the government. The valuations used were for the 2012 collection year.

City of Brunswick, Ohio
Demographic and Economic Statistics
Last Ten Years

Year	Population (1)	Total Personal Income	Median Family Income (1)	Per Capita Income (1)	Unemployment Rate (2)		City Square Miles (3)
					Medina County	State of Ohio	
2013	34,364	\$932,742,052	\$61,776	\$27,143	6.1%	7.4%	12.70
2012	34,441	913,134,233	61,046	26,513	6.0	7.2	12.70
2011	34,255	916,149,975	62,022	26,745	6.7	8.6	12.70
2010	34,255	751,451,935	62,080	21,937	8.2	10.1	12.70
2009	35,094	769,857,078	62,080	21,937	8.3	10.2	12.70
2008	34,851	764,526,387	62,080	21,937	5.8	6.5	12.70
2007	34,898	765,557,426	62,080	21,937	5.8	5.8	12.70
2006	35,026	768,365,362	62,080	21,937	4.7	5.5	12.70
2005	34,947	766,632,339	62,080	21,937	4.7	5.9	12.60
2004	34,685	760,884,845	62,080	21,937	4.9	5.9	12.60

(1) U.S. Census Bureau (www.census.gov)

(2) Ohio Bureau of Employment Services (annual average); U.S. Department of Labor, Bureau of Labor Statistics

(3) City Records

City of Brunswick, Ohio

Principal Employers

2013 and 2004

2013			
Employer	Nature of Activity	Total Employment	Percentage of Total City Employment
Brunswick City School District	Education		
Riser Foods Company	Grocery Store		
E. T. Healthcare Providers, Inc.	Care Facility		
Marc Glassman, Inc.	Grocery Store		
Brunswick Auto Mart, Inc.	Auto Dealer		
City of Brunswick	Municipal Government		
Beuhler Food Markets Inc.	Grocery Store		
Southwest General	Health Care Facility		
Cuyahoga County Community College	Education		
Progressive Rolling Hills	Care Facility		
Total		<u>3,325</u>	<u>18.71%</u>
Total Employment within the City		<u>17,774</u>	

2004			
Employer	Nature of Activity	Total Employment	Percentage of Total City Employment
Brunswick City School District	Education		
Riser Foods Company	Grocery Store		
City of Brunswick	Municipal Government		
S & T Nursing Home	Care Facility		
Mapleside Farms Inc.	Restraunt/Retail		
Brunswick Auto Mart, Inc.	Auto Dealer		
Kmart	Retail		
Scherba Industries Inc.	Retail Distribution		
Progressive Rolling Hills	Care Facility		
Tinnerman Palnut Engineered Projects	Manufacturing		
Total		<u>2,904</u>	<u>15.96%</u>
Total Employment within the City		<u>18,197</u>	

Source: City Financial Records and Estimate for Total Employment within the City.

These may include full-time, part-time, temporary and transient employees.

Note: The City is unable to disclose the number of employees by individual taxpayer.

(This Page Intentionally Left Blank)

City of Brunswick, Ohio
Full-Time Equivalent City Government Employees by Function/Program
Last Ten Years

Function/Program	2013	2012	2011	2010	2009
General Government					
City Manager	2.00	2.00	2.00	1.00	2.00
Council	5.00	5.00	5.00	5.00	5.00
Mayor/Mayor's Court	1.50	1.50	1.50	1.50	2.00
Finance	3.50	3.50	3.50	2.50	5.00
Income Tax	4.00	3.50	3.50	3.50	3.00
Law	3.00	3.00	3.00	3.00	3.50
Engineer	1.00	1.00	1.00	1.00	1.00
Administrative Services					
(Purchasing and H/R)	1.50	1.50	1.50	1.50	1.50
Information Systems	1.50	2.50	2.50	2.50	2.50
Security of Persons and Property					
Safety Director	0.00	0.00	0.00	0.00	0.00
Police and Communication Specialists	58.00	58.00	56.50	56.00	54.00
Animal Control	1.50	1.50	1.50	1.50	1.50
Fire and Clerical Staff	28.00	28.00	28.00	28.00	28.50
Community Environment					
Planning and Zoning	1.50	1.50	1.50	1.50	2.50
Building	5.50	5.00	5.00	5.00	7.00
Economic Development	1.00	1.00	1.50	1.50	1.50
Refuse (Business-Type Activities)	1.00	1.00	1.00	1.00	1.00
Stormwater (Business-Type Activities)	0.50	0.50	0.50	1.00	1.00
Cable TV	3.00	3.00	3.50	4.00	4.00
Leisure Time Activities					
Recreation Center	24.00	23.50	26.00	25.50	24.00
Senior Citizens	0.00	0.00	0.00	0.00	1.00
Parks	2.50	2.50	2.50	2.50	3.00
Transportation					
Streets	14.50	14.50	14.00	15.00	18.00
Brunswick Transit Alternative	0.50	0.50	0.50	0.50	1.00
Totals:	<u>164.50</u>	<u>164.00</u>	<u>165.50</u>	<u>164.50</u>	<u>173.50</u>

Note: All part-time employees, Council Members and Mayor were counted as 0.5 FTE's for the purpose of this table as of December 31. The above also excludes seasonal park personnel.

Source: City Records

<u>2008</u>	<u>2007</u>	<u>2006</u>	<u>2005</u>	<u>2004</u>
2.00	2.00	2.00	2.00	2.00
5.50	5.00	5.00	5.00	5.00
2.00	2.00	2.00	2.00	2.00
5.00	7.00	7.00	7.00	8.00
3.00	5.00	5.00	5.00	5.00
3.50	3.50	3.50	3.50	3.50
1.00	1.00	1.00	1.00	1.00
1.50	1.50	1.50	1.50	1.50
2.50	1.00	1.00	1.00	1.00
0.00	1.00	1.00	1.00	1.00
56.00	52.50	57.00	55.00	55.50
1.50	1.50	1.50	1.50	0.50
29.50	28.50	32.00	31.00	30.00
2.50	2.00	2.00	1.50	2.00
7.00	8.00	6.50	6.50	6.00
1.50	1.50	1.00	1.00	1.00
1.00	1.00	1.00	1.00	1.00
1.00	1.00	1.00	1.00	1.00
4.00	4.50	4.00	4.00	3.50
25.00	41.50	47.50	46.50	44.00
1.00	1.00	1.00	1.00	1.00
6.50	12.00	12.00	11.00	7.00
20.50	24.00	24.50	24.00	21.50
1.00	1.00	1.00	1.00	1.00
<u>184.00</u>	<u>209.00</u>	<u>221.00</u>	<u>215.00</u>	<u>205.00</u>

City of Brunswick, Ohio
Capital Assets Statistics by Function/Program
Last Ten Years

Function/Program	2013	2012	2011	2010
Police				
Stations	1	1	1	1
Vehicles (Police Cruisers Only)	18	18	18	18
Fire				
Stations	2	2	2	2
Vehicles	14	13	13	13
Highways and Streets				
Streets (in miles)	133	133	133	133
Traffic Signals	27	26	26	26
Other Public Services Vehicles	31	31	31	31
Garages	1	1	1	1
Salt Domes	2	2	2	2
Brunswick Transit Alternative				
Garages	1	1	1	1
Service Vehicles	6	6	6	6
Recreation				
Recreation Center	1	1	1	1
Number of Parks	23	23	23	23
Number of Baseball Diamonds	9	9	9	9
Number of Playgrounds	14	14	14	14
Number of Tennis Courts	9	9	9	9
Number of Full Sized Soccer Fields	7	7	7	7
Vehicles	16	16	16	16
Cable TV				
Studios	1	1	1	1
Cameras	20	20	25	30

Source: City Records

2009	2008	2007	2006	2005	2004
1	1	1	1	1	1
18	17	15	16	16	15
2	2	2	2	2	2
13	12	13	14	14	14
133	133	133	133	130	130
26	26	25	24	21	21
31	38	38	37	36	34
1	1	1	1	1	1
2	2	2	2	1	1
1	1	1	1	1	1
5	5	5	5	5	8
1	1	1	1	1	1
19	19	19	19	19	19
9	9	9	9	9	9
15	15	15	15	15	15
11	11	11	11	11	11
7	7	7	7	7	7
16	17	17	17	17	15
1	1	1	1	1	1
22	23	16	12	12	10

City of Brunswick, Ohio
Operating Indicators by Function/Program
Last Ten Years

Function/Program	2013	2012	2011	2010	2009
Safety Services:					
Police Expenditures (in thousands)	\$6,630	\$6,361	\$6,170	\$6,172	\$5,978
Total Arrests	5,674	5,670	5,503	5,774	6,053
Traffic Violations	4,356	4,010	4,077	4,301	4,643
Parking Violations	883	756	938	1,042	1,017
Motor Vehicle Accidents	681	784	762	755	707
Calls for Service/Incident reports	47,083	46,320	47,118	46,365	45,255
Calls per Resident	1.37	1.34	1.38	0.00	0.00
Average Cost per Resident (1)	\$192.94	\$184.69	\$180.12	\$180.18	\$170.34
Fire Expenditures (in thousands)	\$3,501	\$3,327	\$3,368	\$3,425	\$3,577
Inspections	375	366	581	356	310
Emergency Response Calls	2,348	2,619	2,203	1,974	2,521
Transport from Emergency Response Calls	1,752	1,838	1,686	1,508	1,694
Fire Calls	339	315	349	341	340
Total Calls	2,687	2,619	2,552	2,315	4,555
Avg Call per Resident	\$0.08	\$0.08	0.07	0.07	0.13
Average Cost per Resident (1)	\$101.88	\$96.60	\$98.32	\$99.99	\$101.93
Brunswick Transit Alternative Expenditures (in thousands)	\$330	\$309	\$325	\$378	\$374
Total Vehicle Mile	108,905	109,659	112,001	116,056	121,081
Cost per Vehicle Mile (1)	\$3.03	\$2.82	\$2.90	\$3.26	\$3.09
Recreation and Parks					
Recreation Center Expenditures (in thousands)	\$1,030	\$1,054	\$941	\$967	\$1,048
Members	9,832	8,931	9,281	9,514	8,000
Programs Conducted	372	513	735	930	1,100
Community Free Events	3	3	3	10	10
Average Cost per Resident (1)	\$29.97	\$30.60	\$0.00	\$0.00	\$0.00
Parks Expenditures (in thousands)	\$346	\$357	\$328	\$367	\$522
Hours maintaining parks and City Buildings	8,760	7,200	7,200	7,600	7,800
Hours preparing Fields/Ball Diamonds	2,400	2,400	2,400	2,400	2,400
Hours of Snow removal	330	222	250	1,100	900
Hours of Naturalist Programs	0	0	0	0	480
Hours of Horticulture, Tree Care, etc.	80	153	40	214	1,600
Average Cost per Resident (1)	\$10.07	\$10.37	\$0.00	\$0.00	\$0.00
Other Services					
Cable TV Expenditures (in thousands)	\$303	\$340	\$407	\$926	\$678
Programs (hours)	2,000	1,600	1,000	1,000	900
Average cost per Resident (1)	\$8.82	\$9.87	\$11.88	\$27.03	\$19.32
Refuse Account	11,454	11,394	11,334	11,214	11,219
Cost per resident/year (1)	\$214	\$231	\$220	\$208	\$196
Storm Water Accounts	12,122	12,107	N/A	N/A	N/A
Cost per resident/year (1)	\$24	\$20	N/A	N/A	N/A
Building Expenditures (in thousands)	\$460	\$460	\$496	\$581	\$604
Building Permits Issued	1,497	1,489	1,344	1,574	1,486
New Residential Units	39	46	33	72	44
New Commercial Units	2	2	4	3	1
New Industrial Units	0	0	0	1	1
Site Plan Approvals	71	73	75	88	12
Property Maintenance Court Citations	23	16	37	21	15
Property Maintenance Violations	598	642	590	316	118
Average Cost per Resident (1)	\$13.39	\$13.36	\$14.48	\$16.96	\$17.21

(1) Cost is calculated on a cash basis.
Source: City Records

2008	2007	2006	2005	2004
\$5,979	\$6,137	\$5,792	\$5,098	\$5,126
5,737	5,957	5,999	5,698	5,258
4,642	4,865	4,433	4,195	3,712
994	922	817	742	507
433	650	765	812	729
43,491	40,087	36,027	34,323	35,177
1.14	1.05	0.98	0.95	0.98
\$157.13	\$161.29	\$158.27	\$140.44	\$142.85
\$3,406	\$3,075	\$3,196	\$2,988	\$2,755
529	464	338	208	70
2,166	2,368	1,993	2,056	1,849
1,648	1,558	1,567	1,682	1,483
369	375	375	458	392
4,183	4,301	3,935	4,196	3,724
0.11	0.11	0.11	0.12	0.10
\$97.73	\$80.81	\$87.33	\$82.30	\$76.79
\$398	\$381	\$378	\$360	\$340
128,108	128,056	129,372	129,758	131,700
\$3.11	\$2.98	\$2.92	\$2.77	\$2.58
\$1,186	\$1,026	\$1,209	\$1,271	\$1,252
7,372	6,882	5,865	2,812	4,135
800	815	840	785	793
15	21	16	12	15
\$31.17	\$26.97	\$33.05	\$35.01	\$34.89
\$686	\$601	\$630	\$687	\$611
8,000	7,700	7,778	8,709	8,910
2,500	2,400	2,450	2,000	1,750
1,000	1,200	1,000	1,350	1,200
640	620	618	701	600
1,650	1,650	1,634	1,800	1,800
\$18.03	\$15.79	\$17.21	\$18.91	\$17.03
\$318	\$353	\$212	\$260	\$347
700	950	800	740	700
\$8.36	\$9.26	\$5.81	\$7.17	\$9.67
11,181	11,165	11,144	10,955	10,891
\$162	\$162	\$146	\$145	\$144
N/A	N/A	N/A	N/A	N/A
N/A	N/A	N/A	N/A	N/A
\$596	\$592	\$568	\$576	\$564
1,476	1,199	1,454	1,466	1,874
37	37	52	71	294
6	4	8	2	9
0	2	2	2	3
37	19	33	12	31
43	52	86	81	79
582	623	578	588	1,302
\$17.10	\$15.55	\$15.51	\$15.87	\$15.72

(This Page Intentionally Left Blank)



Dave Yost • Auditor of State

CITY OF BRUNSWICK

MEDINA COUNTY

CLERK'S CERTIFICATION

This is a true and correct copy of the report which is required to be filed in the Office of the Auditor of State pursuant to Section 117.26, Revised Code, and which is filed in Columbus, Ohio.

Susan Babbitt

CLERK OF THE BUREAU

**CERTIFIED
JUNE 24, 2014**