

**BUCKEYE CENTRAL LOCAL SCHOOL DISTRICT
CRAWFORD COUNTY, OHIO**

**BASIC FINANCIAL STATEMENTS
*(AUDITED)***

***FOR THE FISCAL YEAR ENDED
JUNE 30, 2013***

NANCY ACKERMAN, TREASURER



Dave Yost • Auditor of State

Board of Education
Buckeye Central Local School District
938 S. Kibler Street
New Washington, Ohio 44854

We have reviewed the *Independent Auditor's Report* of the Buckeye Central Local School District, Crawford County, prepared by Julian & Grube, Inc., for the audit period July 1, 2012 through June 30, 2013. Based upon this review, we have accepted these reports in lieu of the audit required by Section 117.11, Revised Code. The Auditor of State did not audit the accompanying financial statements and, accordingly, we are unable to express, and do not express an opinion on them.

Our review was made in reference to the applicable sections of legislative criteria, as reflected by the Ohio Constitution, and the Revised Code, policies, procedures and guidelines of the Auditor of State, regulations and grant requirements. The Buckeye Central Local School District is responsible for compliance with these laws and regulations.

A handwritten signature in black ink that reads "Dave Yost".

Dave Yost
Auditor of State

January 27, 2014

**BUCKEYE CENTRAL LOCAL SCHOOL DISTRICT
CRAWFORD COUNTY, OHIO**

BASIC FINANCIAL STATEMENTS
FOR THE FISCAL YEAR ENDED JUNE 30, 2013

TABLE OF CONTENTS

Independent Auditor’s Report	1 - 2
Management’s Discussion and Analysis	3 - 13
Basic Financial Statements:	
Government-Wide Financial Statements:	
Statement of Net Position	14
Statement of Activities	15
Fund Financial Statements:	
Balance Sheet - Governmental Funds	16
Reconciliation of Total Governmental Fund Balances to Net Position of Governmental Activities	17
Statement of Revenues, Expenditures and Changes in Fund Balances - Governmental Funds.....	18
Reconciliation of the Statement of Revenues, Expenditures and Changes in Fund Balances of Governmental Funds to the Statement of Activities	19
Statement of Revenues, Expenditures and Changes in Fund Balance - Budget and Actual (Non-GAAP Budgetary Basis) - General Fund	20
Statement of Fiduciary Net Position - Fiduciary Funds	21
Statement of Changes in Fiduciary Net Position - Fiduciary Fund	22
Notes to the Basic Financial Statements.....	23 - 51
Supplementary Data:	
Schedule of Receipts and Expenditures of Federal Awards	52
Independent Auditor’s Report on Internal Control Over Financial Reporting and on Compliance and Other Matters Required by <i>Government Auditing Standards</i>	53 - 54
Independent Auditor’s Report on Compliance With Requirements Applicable to Each Major Federal Program and on Internal Control Over Compliance Required by <i>OMB Circular A-133</i>	55 - 56
Schedule of Findings <i>OMB Circular A-133 §.505</i>	57
Status of Prior Audit Findings <i>OMB Circular A-133 §.505</i>	58



Julian & Grube, Inc.

Serving Ohio Local Governments

333 County Line Rd. West, Westerville, OH 43082 Phone: 614.846.1899 Fax: 614.846.2799

Independent Auditor's Report

Buckeye Central Local School District
Crawford County
938 S. Kibler Street
New Washington, Ohio 44854

To the Board of Education:

Report on the Financial Statements

We have audited the accompanying financial statements of the governmental activities, each major fund, and the aggregate remaining fund information of the Buckeye Central Local School District, Crawford County, Ohio, as of and for the fiscal year ended June 30, 2013, and the related notes to the financial statements, which collectively comprise the Buckeye Central Local School District's basic financial statements as listed in the table of contents.

Management's Responsibility for the Financial Statements

Management is responsible for preparing and fairly presenting these financial statements in accordance with accounting principles generally accepted in the United States of America; this includes designing, implementing, and maintaining internal control relevant to preparing and fairly presenting financial statements that are free from material misstatement, whether due to fraud or error.

Auditor's Responsibility

Our responsibility is to opine on these financial statements based on our audit. We audited in accordance with auditing standards generally accepted in the United States of America and the financial audit standards in the Comptroller General of the United States' *Government Auditing Standards*. Those standards require us to plan and perform the audit to reasonably assure the financial statements are free from material misstatement.

An audit requires obtaining evidence about financial statement amounts and disclosures. The procedures selected depend on our judgment, including assessing the risks of material financial statement misstatement, whether due to fraud or error. In assessing those risks, we consider internal control relevant to the Buckeye Central Local School District's preparation and fair presentation of the financial statements in order to design audit procedures that are appropriate in the circumstances, but not to the extent needed to opine on the effectiveness of the Buckeye Central Local School District's internal control. Accordingly, we express no opinion. An audit also includes evaluating the appropriateness of management's accounting policies and the reasonableness of their significant accounting estimates, as well as our evaluation of the overall financial statement presentation.

We believe the audit evidence we obtained is sufficient and appropriate to support our audit opinions.

Opinion

In our opinion, the financial statements referred to above present fairly, in all material respects, the respective financial position of the governmental activities, each major fund, and the aggregate remaining fund information of the Buckeye Central Local School District, Crawford County, Ohio, as of June 30, 2013, and the respective changes in financial position thereof and the budgetary comparison for the General fund thereof for the fiscal year then ended in accordance with the accounting principles generally accepted in the United States of America.

Board of Education
Buckeye Central Local School District

Other Matters

Required Supplementary Information

Accounting principles generally accepted in the United States of America require this presentation to include *Management's discussion and analysis*, listed in the table of contents, to supplement the basic financial statements. Although this information is not part of the basic financial statements, the Governmental Accounting Standards Board considers it essential for placing the basic financial statements in an appropriate operational, economic, or historical context. We applied certain limited procedures to the required supplementary information in accordance with auditing standards generally accepted in the United States of America, consisting of inquiries of management about the methods of preparing the information and comparing the information for consistency with management's responses to our inquiries, to the basic financial statements, and other knowledge we obtained during our audit of the basic financial statements. We do not opine or provide any assurance on the information because the limited procedures do not provide us with sufficient evidence to opine or provide any other assurance.

Supplementary and Other Information

Our audit was conducted to opine on the Buckeye Central Local School District's basic financial statements taken as a whole.

The Schedule of Receipts and Expenditures of Federal Awards (the "Schedule") presents additional analysis as required by the U.S. Office of Management and Budget Circular A-133, Audits of States, Local Governments, and Non-Profit Organizations and is also not a required part of the financial statements.

The Schedule is management's responsibility, and derives from and relates directly to the underlying accounting and other records used to prepare the basic financial statements. We subjected this Schedule to the auditing procedures we applied to the basic financial statements. We also applied certain additional procedures, including comparing and reconciling the Schedule directly to the underlying accounting and other records used to prepare the basic financial statements or to the basic financial statements themselves in accordance with auditing standards generally accepted in the United States of America. In our opinion, this Schedule is fairly stated in all material respects in relation to the basic financial statements taken as a whole.

Other Reporting Required by Government Auditing Standards

In accordance with *Government Auditing Standards*, we have also issued our report dated December 20, 2013, on our consideration of the Buckeye Central Local School District's internal control over financial reporting and our tests of its compliance with certain provisions of laws, regulations, contracts and grant agreements and other matters. That report describes the scope of our internal control testing over financial reporting and compliance, and the results of that testing, and does not opine on internal control over financial reporting or on compliance. That report is an integral part of an audit performed in accordance with *Government Auditing Standards* in considering the Buckeye Central Local School District's internal control over financial reporting and compliance.



Julian & Grube, Inc.
December 20, 2013

**BUCKEYE CENTRAL LOCAL SCHOOL DISTRICT
CRAWFORD COUNTY, OHIO**

**MANAGEMENT'S DISCUSSION AND ANALYSIS
FOR THE FISCAL YEAR ENDED JUNE 30, 2013**

The management's discussion and analysis of the Buckeye Central Local School District's (the "District") financial performance provides an overall review of the District's financial activities for the fiscal year ended June 30, 2013. The intent of this discussion and analysis is to look at the District's financial performance as a whole; readers should also review the basic financial statements and the notes to the basic financial statements to enhance their understanding of the District's financial performance.

Financial Highlights

Key financial highlights for 2013 are as follows:

- In total, net position of governmental activities increased \$619,211 which represents a 2.87% increase from 2012.
- General revenues accounted for \$8,670,999 in revenue or 85.28% of all revenues. Program specific revenues in the form of charges for services and sales, grants and contributions accounted for \$1,496,677 or 14.72% of total revenues of \$10,167,676.
- The District had \$9,548,465 in expenses related to governmental activities; \$1,496,677 of these expenses was offset by program specific charges for services and sales, grants or contributions. General revenues supporting governmental activities (primarily taxes and unrestricted grants and entitlements) of \$8,670,999 were adequate to provide for these programs.
- The District's three major governmental funds are the general fund, bond retirement fund and classroom facilities fund. The general fund had \$8,506,563 in revenues and other financing sources and \$7,879,723 in expenditures and other financing uses. During fiscal year 2013, the general fund's fund balance increased \$626,840 from a balance of \$2,487,006 to \$3,113,846.
- The bond retirement fund had \$756,366 in revenues and \$546,699 in expenditures. During fiscal year 2013, the bond retirement fund's fund balance increased by \$209,667 from a balance of \$750,266 to a balance of \$959,933.
- The classroom facilities fund had \$963 in revenues and \$185,394 in expenditures. During fiscal year 2013, the classrooms facilities fund's fund balance decreased by \$184,431 from a balance of \$1,542,140 to a balance of \$1,357,709.

Using these Basic Financial Statements

This annual report consists of a series of financial statements and notes to those statements. These statements are organized so the reader can understand the District as a financial whole, an entire operating entity. The statements then proceed to provide an increasingly detailed look at specific financial activities.

The *statement of net position* and *statement of activities* provide information about the activities of the whole District, presenting both an aggregate view of the District's finances and a longer-term view of those finances. Fund financial statements provide the next level of detail. For governmental funds, these statements tell how services were financed in the short-term as well as what remains for future spending. The fund financial statements also look at the District's most significant funds with all other nonmajor funds presented in total in one column. In the case of the District, the general fund, bond retirement fund and classroom facilities fund are the most significant funds and are considered major funds.

**BUCKEYE CENTRAL LOCAL SCHOOL DISTRICT
CRAWFORD COUNTY, OHIO**

**MANAGEMENT'S DISCUSSION AND ANALYSIS
FOR THE FISCAL YEAR ENDED JUNE 30, 2013**

Reporting the District as a Whole

Statement of Net Position and the Statement of Activities

While this document contains the large number of funds used by the District to provide programs and activities, the view of the District as a whole looks at all financial transactions and asks the question, "How did we do financially during 2013?" The statement of net position and the statement of activities answer this question. These statements include *all assets, deferred outflows of resources, liabilities, deferred inflows of resources, revenues and expenses* using the *accrual basis of accounting* similar to the accounting used by most private-sector companies. This basis of accounting will take into account all of the current year's revenues and expenses regardless of when cash is received or paid.

These two statements report the District's *net position* and changes in that position. This change in net position is important because it tells the reader that, for the District as a whole, the *financial position* of the District has improved or diminished. The causes of this change may be the result of many factors, some financial, some not. Non-financial factors include the District's property tax base, current property tax laws in Ohio restricting revenue growth, facility conditions, required educational programs and other factors.

In the statement of net position and the statement of activities, the Governmental Activities include the District's programs and services, including instruction, support services, operation and maintenance of plant, pupil transportation, extracurricular activities, and food service operations.

The District's statement of net position and statement of activities can be found on pages 14-15 of this report.

Reporting the District's Most Significant Funds

Fund Financial Statements

The analysis of the District's major governmental funds begins on page 9. Fund financial reports provide detailed information about the District's major funds. The District uses many funds to account for a multitude of financial transactions. However, these fund financial statements focus on the District's most significant funds. The District's three major governmental funds are the general fund, bond retirement fund and classroom facilities fund.

Governmental Funds

Most of the District's activities are reported in governmental funds, which focus on how money flows into and out of those funds and the balances left at year-end available for spending in future periods. These funds are reported using an accounting method called *modified accrual* accounting, which measures cash and all other *financial assets* than can readily be converted to cash. The governmental fund financial statements provide a detailed *short-term* view of the District's general government operations and the basic services it provides. Governmental fund information helps you determine whether there are more or fewer financial resources that can be spent in the near future to finance educational programs. The relationship (or differences) between governmental *activities* (reported in the statement of net position and the statement of activities) and governmental *funds* is reconciled in the basic financial statements. The basic governmental fund financial statements can be found on pages 16-20 of this report.

Fiduciary Funds

The District is the trustee, or fiduciary, for its scholarship programs. This activity is presented as a private-purpose trust fund. The District also acts in a trustee capacity as an agent for individuals or other entities. These activities are reported in agency funds. All of the District's fiduciary activities are reported in separate statements of fiduciary net position and changes in fiduciary net position on pages 21 and 22. These activities are excluded from the District's other financial statements because the assets cannot be utilized by the District to finance its operations.

**BUCKEYE CENTRAL LOCAL SCHOOL DISTRICT
CRAWFORD COUNTY, OHIO**

**MANAGEMENT'S DISCUSSION AND ANALYSIS
FOR THE FISCAL YEAR ENDED JUNE 30, 2013**

Notes to the Basic Financial Statements

The notes provide additional information that is essential to a full understanding of the data provided in the government-wide and fund financial statements. These notes to the basic financial statements can be found on pages 23-51 of this report.

The District as a Whole

The statement of net position provides the perspective of the District as a whole. The table below provides a summary of the District's net position for 2013 and 2012. The 2012 amounts for liabilities and deferred inflows have been reclassified to conform to 2013 presentation.

	Net Position	
	Governmental Activities 2013	Governmental Activities 2012
<u>Assets</u>		
Current and other assets	\$ 9,151,066	\$ 8,789,589
Capital assets, net	24,455,526	24,776,885
Total assets	33,606,592	33,566,474
<u>Liabilities</u>		
Current liabilities	862,996	931,146
Long-term liabilities	8,697,792	8,838,973
Total liabilities	9,560,788	9,770,119
<u>Deferred inflows of resources</u>		
Property taxes levied for the next fiscal year	1,824,381	2,194,143
Total deferred inflows of resources	1,824,381	2,194,143
<u>Net Position</u>		
Net investment in capital assets	16,243,765	16,894,814
Restricted	2,801,538	2,932,776
Unrestricted	3,176,120	1,774,622
Total net position	\$ 22,221,423	\$ 21,602,212

Over time, net position can serve as a useful indicator of a government's financial position. At June 30, 2013, the District's assets exceeded liabilities and deferred inflows of resources by \$22,221,423. Of this total, \$3,176,120 is unrestricted in use.

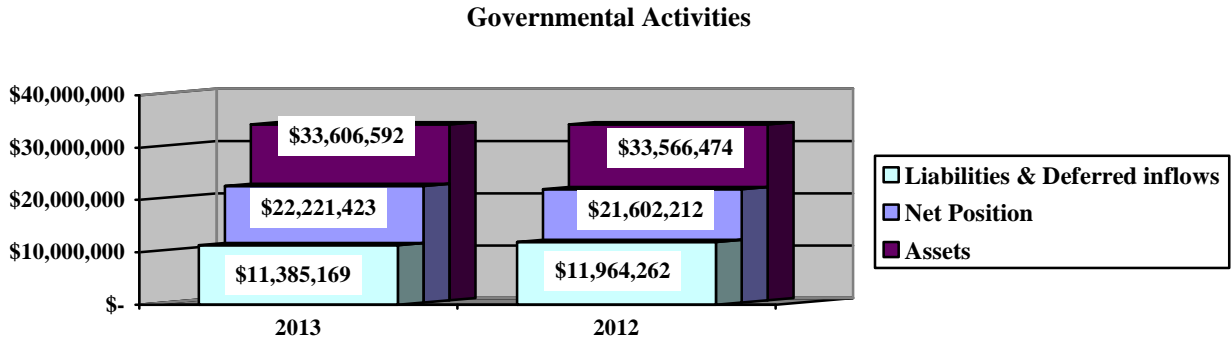
**BUCKEYE CENTRAL LOCAL SCHOOL DISTRICT
CRAWFORD COUNTY, OHIO**

**MANAGEMENT'S DISCUSSION AND ANALYSIS
FOR THE FISCAL YEAR ENDED JUNE 30, 2013**

At year-end, capital assets represented 72.77% of total assets. Capital assets include land, land improvements, buildings and improvements, furniture and equipment and vehicles. Net investment in capital assets at June 30, 2013, was \$16,243,765. These capital assets are used to provide services to the students and are not available for future spending. Although the District's investment in capital assets is reported net of related debt, it should be noted that the resources to repay the debt must be provided from other sources, since capital assets may not be used to liquidate these liabilities.

A portion of the District's net position, \$2,801,538, represents resources that are subject to external restriction on how they may be used. The remaining balance of unrestricted net position of \$3,176,120 may be used to meet the District's ongoing obligations to the students and creditors.

The graph below illustrates the District's assets, liabilities and deferred inflows, and net position at June 30, 2013:



The table below shows the change in net position for fiscal year 2013 and 2012.

	<u>Change in Net Position</u>	
	<u>Governmental Activities 2013</u>	<u>Governmental Activities 2012</u>
<u>Revenues</u>		
Program revenues:		
Charges for services and sales	\$ 492,674	\$ 584,856
Operating grants and contributions	1,004,003	918,561
General revenues:		
Property taxes	2,971,663	1,983,485
School district income tax	1,677,699	1,554,978
Grants and entitlements	4,005,881	4,187,233
Investment earnings	7,456	6,080
Miscellaneous	8,300	62,000
Total revenues	<u>10,167,676</u>	<u>9,297,193</u>

**BUCKEYE CENTRAL LOCAL SCHOOL DISTRICT
CRAWFORD COUNTY, OHIO**

**MANAGEMENT'S DISCUSSION AND ANALYSIS
FOR THE FISCAL YEAR ENDED JUNE 30, 2013**

	Change in Net Position	
	Governmental Activities 2013	Governmental Activities 2012
<u>Expenses</u>		
Program expenses:		
Instruction:		
Regular	\$ 4,369,064	\$ 4,843,268
Special	912,153	801,397
Vocational	153,454	155,356
Other	8,521	75
Support services:		
Pupil	360,305	279,740
Instructional staff	183,643	189,782
Board of education	22,992	25,487
Administration	798,414	773,303
Fiscal	290,260	279,630
Operations and maintenance	589,504	655,736
Pupil transportation	424,451	498,203
Central	75,416	60,326
Operations of non-instructional services:		
Food service operations	351,754	366,989
Non-instructional services	66,481	103,631
Extracurricular activities	456,043	519,371
Interest and fiscal charges	486,010	380,683
Total expenses	9,548,465	9,932,977
Change in net position	619,211	(635,784)
Net position at beginning of year	21,602,212	22,237,996
Net position at end of year	\$ 22,221,423	\$ 21,602,212

Governmental Activities

Net position of the District's governmental activities increased \$619,211. Total governmental expenses of \$9,548,465, were offset by program revenues of \$1,496,677 and general revenues of \$8,670,999. Program revenues supported 15.67% of the total governmental expenses.

The primary sources of revenue for governmental activities are derived from taxes, and grants and entitlements. These revenue sources represent 85.13% of total governmental revenue.

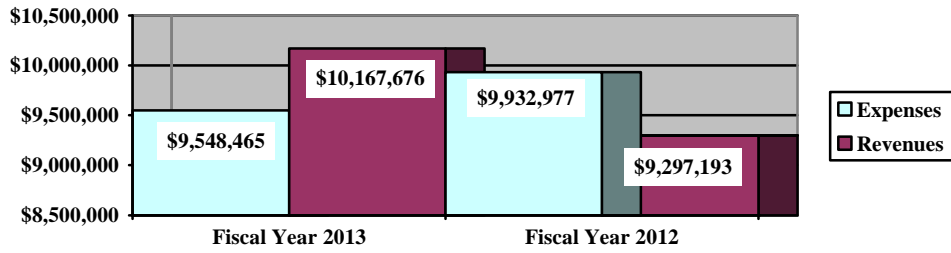
The largest expense of the District is for instructional programs. Instruction expenses totaled \$5,443,192 or 57.01% of total governmental expenses for fiscal year 2013.

**BUCKEYE CENTRAL LOCAL SCHOOL DISTRICT
CRAWFORD COUNTY, OHIO**

**MANAGEMENT'S DISCUSSION AND ANALYSIS
FOR THE FISCAL YEAR ENDED JUNE 30, 2013**

The graph below presents the District's governmental activities revenues and expenses for fiscal year 2013 and 2012.

Governmental Activities - Revenues and Expenses



The statement of activities shows the cost of program services and the charges for services and sales and grants offsetting those services. The following table shows, for governmental activities, the total cost of services and the net cost of services. That is, it identifies the cost of these services supported by tax revenue and unrestricted State grants and entitlements.

**BUCKEYE CENTRAL LOCAL SCHOOL DISTRICT
CRAWFORD COUNTY, OHIO**

**MANAGEMENT'S DISCUSSION AND ANALYSIS
FOR THE FISCAL YEAR ENDED JUNE 30, 2013**

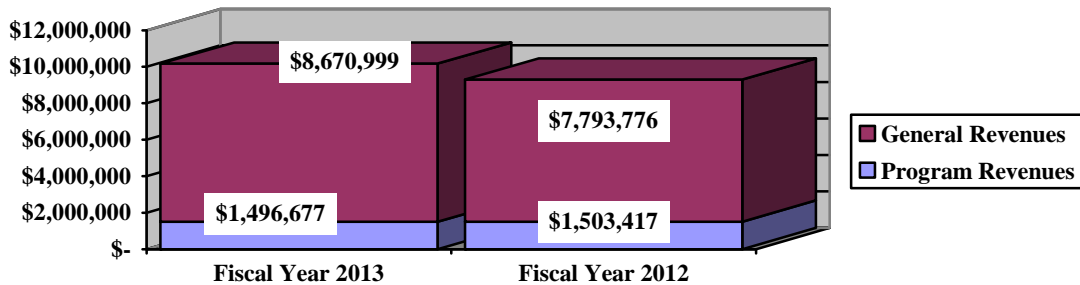
Governmental Activities

	Total Cost of Services <u>2013</u>	Net Cost of Services <u>2013</u>	Total Cost of Services <u>2012</u>	Net Cost of Services <u>2012</u>
Program expenses				
Instruction:				
Regular	\$ 4,369,064	\$ 4,132,921	\$ 4,843,268	\$ 4,573,400
Special	912,153	272,231	801,397	294,457
Vocational	153,454	95,432	155,356	97,334
Other	8,521	8,521	75	75
Support services:				
Pupil	360,305	323,643	279,740	228,546
Instructional staff	183,643	130,844	189,782	122,379
Board of education	22,992	22,992	25,487	25,487
Administration	798,414	798,414	773,303	773,303
Fiscal	290,260	290,260	279,630	279,630
Operations and maintenance	589,504	589,504	655,736	655,736
Pupil transportation	424,451	423,101	498,203	498,203
Central	75,416	70,016	60,326	60,326
Operations of non-instructional services:				
Food service operations	351,754	36,588	366,989	17,618
Non-instructional services	66,481	16,076	103,631	42,690
Extracurricular activities	456,043	355,235	519,371	379,693
Interest and fiscal charges	<u>486,010</u>	<u>486,010</u>	<u>380,683</u>	<u>380,683</u>
Total expenses	<u>\$ 9,548,465</u>	<u>\$ 8,051,788</u>	<u>\$ 9,932,977</u>	<u>\$ 8,429,560</u>

The dependence upon tax and other general revenues for governmental activities is apparent, 82.84% of instruction activities are supported through taxes and other general revenues. For all governmental activities, general revenue support is 84.33%. The District's taxpayers and grants and entitlements received from the State of Ohio that are not restricted in use are by far the primary support for District's students.

The graph below presents the District's governmental activities revenue for fiscal year 2013 and 2012.

Governmental Activities - General and Program Revenues



**BUCKEYE CENTRAL LOCAL SCHOOL DISTRICT
CRAWFORD COUNTY, OHIO**

**MANAGEMENT'S DISCUSSION AND ANALYSIS
FOR THE FISCAL YEAR ENDED JUNE 30, 2013**

The District's Funds

The District's governmental funds (as presented on the balance sheet on page 16) reported a combined fund balance of \$6,126,905, which is higher than last year's total of \$5,394,222. The schedule below indicates the fund balance and the total change in fund balance as of June 30, 2013 and 2012.

	<u>Fund Balance</u> <u>June 30, 2013</u>	<u>Fund Balance</u> <u>June 30, 2012</u>	<u>Increase/</u> <u>(Decrease)</u>	<u>Percentage</u> <u>Change</u>
General	\$ 3,113,846	\$ 2,487,006	\$ 626,840	25.20 %
Bond retirement	959,933	750,266	209,667	27.95 %
Classroom facilities	1,357,709	1,542,140	(184,431)	(11.96) %
Other governmental	<u>695,417</u>	<u>614,810</u>	<u>80,607</u>	13.11 %
Total	<u>\$ 6,126,905</u>	<u>\$ 5,394,222</u>	<u>\$ 732,683</u>	13.58 %

The District's general fund balance increased \$626,840.

The table that follows assists in illustrating the financial activities and fund balance of the general fund.

	<u>2013</u> <u>Amount</u>	<u>2012</u> <u>Amount</u>	<u>Increase/</u> <u>(Decrease)</u>	<u>Percentage</u> <u>Change</u>
<u>Revenues</u>				
Taxes	\$ 3,801,232	\$ 3,003,949	\$ 797,283	26.54 %
Earnings on investments	6,055	5,148	907	17.62 %
Intergovernmental	4,321,049	4,479,464	(158,415)	(3.54) %
Other revenues	<u>266,305</u>	<u>301,400</u>	<u>(35,095)</u>	(11.64) %
Total	<u>\$ 8,394,641</u>	<u>\$ 7,789,961</u>	<u>\$ 604,680</u>	7.76 %
<u>Expenditures</u>				
Instruction	\$ 4,832,890	\$ 5,194,850	\$ (361,960)	(6.97) %
Support services	2,525,771	2,582,365	(56,594)	(2.19) %
Non-instructional services	14,404	12,686	1,718	13.54 %
Extracurricular activities	266,600	288,576	(21,976)	(7.62) %
Facilities acquisition and construction	-	893	(893)	(100.00) %
Capital outlay	111,922	-	111,922	100.00 %
Debt service	<u>78,136</u>	<u>73,597</u>	<u>4,539</u>	6.17 %
Total	<u>\$ 7,829,723</u>	<u>\$ 8,152,967</u>	<u>\$ (323,244)</u>	(3.96) %

Revenues of the general fund increased \$604,680 or 7.76%. Taxes increased \$797,283 or 26.54% due to an increase in tax advances available. Intergovernmental revenue decreased \$158,418 due to a decrease in State foundation revenues recorded in the general fund.

Expenditures of the general fund decreased \$323,244 or 3.96%. The largest decrease in expenditures is instructional expenditures of \$361,960 or 6.97%, which can primarily be attributed to the decrease in wage and benefit costs.

**BUCKEYE CENTRAL LOCAL SCHOOL DISTRICT
CRAWFORD COUNTY, OHIO**

**MANAGEMENT'S DISCUSSION AND ANALYSIS
FOR THE FISCAL YEAR ENDED JUNE 30, 2013**

Bond Retirement

The bond retirement fund had \$756,366 in revenues during fiscal year 2013. The bond retirement fund had \$546,699 in expenditures. During fiscal year 2013, the bond retirement fund's fund balance increased by \$209,667 from a balance of \$750,266 to a balance of \$959,933.

Classroom Facilities Fund

The classroom facilities fund had \$963 in revenues and \$185,394 in expenditures. During fiscal year 2013, the classroom facilities fund's fund balance decreased by \$184,431 from a balance of \$1,542,140 to a balance of \$1,357,709.

General Fund Budgeting Highlights

The District's budget is prepared according to Ohio law and is based on accounting for certain transactions on a basis of cash receipts, disbursements and encumbrances. The most significant budgeted fund is the general fund.

During the course of fiscal year 2013, the District amended its general fund budget several times. For the general fund, original budgeted revenues and other financing sources were \$8,059,600 and final budgeted revenues and other financing sources were \$7,926,000. Actual revenues and other financing sources for fiscal year 2013, were \$7,944,645. This represents an \$18,645 increase over final budgeted revenues.

General fund original appropriations and other financing uses totaled \$8,596,137 and final appropriations and other financing uses totaled \$8,462,536. The actual budget basis expenditures and other financing uses for fiscal year 2013 totaled \$7,938,245, which is lower than the final budget appropriations by \$524,291.

Capital Assets and Debt Administration

Capital Assets

At the end of fiscal year 2013, the District had \$24,455,526 invested in land, land improvements, buildings and improvements, furniture and equipment, and vehicles. This entire amount is reported in governmental activities.

**BUCKEYE CENTRAL LOCAL SCHOOL DISTRICT
CRAWFORD COUNTY, OHIO**

**MANAGEMENT'S DISCUSSION AND ANALYSIS
FOR THE FISCAL YEAR ENDED JUNE 30, 2013**

The following table shows fiscal year 2013 balances compared to 2012.

**Capital Assets at June 30
(Net of Depreciation)**

	Governmental Activities	
	2013	2012
Land	\$ 421,398	\$ 421,398
Land improvements	153,571	169,314
Building and improvements	23,334,024	23,651,814
Furniture and equipment	400,824	351,673
Vehicles	145,709	182,686
Total	\$ 24,455,526	\$ 24,776,885

The overall decrease in capital assets of \$321,359 is due to depreciation of \$622,210 exceeding capital outlays of \$300,851.

See Note 9 to the basic financial statements for additional information on the District's capital assets.

Debt Administration

The following table summarizes the District's long term debt outstanding at June 30, 2013.

	Governmental Activities	
	2013	2012
Current interest bonds - Series 2007	\$ 7,415,000	\$ 7,640,000
Capital appreciation bonds - Series 2007	180,991	180,991
Accreted interest	195,949	152,733
Loans payable	357,975	384,599
Capital lease obligations	141,031	55,688
Total	\$ 8,290,946	\$ 8,414,011

At June 30, 2013, the District had \$8,290,946 in current interest bonds, capital appreciation bonds, accreted interest, loans payable, and capital lease obligations. The general obligation bond issues are comprised of current issue bonds and capital appreciation bonds. Of this total, \$307,731 is due within one year and \$7,983,215 is due in greater than one year.

See Note 11 to the basic financial statements for additional information on the District's debt administration.

**BUCKEYE CENTRAL LOCAL SCHOOL DISTRICT
CRAWFORD COUNTY, OHIO**

**MANAGEMENT'S DISCUSSION AND ANALYSIS
FOR THE FISCAL YEAR ENDED JUNE 30, 2013**

Current Financial Related Activities

Overall, the District is financially sound. The current economic conditions will have an effect not only on the district's income tax but also the property tax through new property values just released. The funding received from the state is also very questionable. The challenge for the District is to continue to provide the resources necessary to meet student needs and be able to stay within the five-year forecast. The five-year forecast is utilized to effectively and efficiently manage the District's resources to the fullest. In fiscal year 2012, the District's expenses exceeded revenue. Reductions and cuts were made which allowed a positive cash balance for fiscal year 2013. However, even with these cuts and reductions the remaining years of the five year forecast show expenditures over revenue. The Board will continue to monitor and establish a plan to control expenditures.

The District's largest portion of expenditures goes towards salary and fringe benefits. The Board will continue to negotiate within the five-year forecast. The Board continues to study the escalating cost for health insurance.

After several years of declining enrollment the Board took the opportunity to work out a transfer with Tiffin City Schools which allowed the District to add the territory of Bloomville and Bloom Township to the District. This occurred in August of 2002. The addition of this property has increased the enrollment by approximately 330 students.

The Board of Education passed a 6.3 mill bond levy in February 2007. The District will participate with the Ohio School Facilities Commission on this project with an 80% state share and 20% local share. The total co-funded share is \$21,284,160. The board also passed Locally Fund Initiative (LFI) dollars totaling \$3,874,288 making the total project cost \$25,158,448. The project was completed and the new facility opened for the 2009-2010 school year.

As a result of the facts presented in the paragraphs above, the District's financial planning will be essential in meeting the challenges the future will bring. It is imperative the District's Board and management continue to carefully and prudently plan in order to provide the resources required to meet the needs of our students over the next several years.

Contacting the District's Financial Management

This financial report is designed to provide our citizens, taxpayers, and investors and creditors with a general overview of the District's finances and to show the District's accountability for the money it receives. If you have questions about this report or need additional financial information contact: Ms. Nancy Ackerman, Buckeye Central Local School District, 938 S. Kibler Street, New Washington, Ohio 44854.

**BASIC
FINANCIAL STATEMENTS**

**BUCKEYE CENTRAL LOCAL SCHOOL DISTRICT
CRAWFORD COUNTY, OHIO**

STATEMENT OF NET POSITION
JUNE 30, 2013

	Governmental Activities
Assets:	
Equity in pooled cash and cash equivalents.	\$ 5,739,851
Receivables:	
Property taxes	2,574,708
Income taxes.	686,875
Accounts.	400
Accrued interest	448
Intergovernmental	126,736
Prepayments	12,549
Materials and supplies inventory.	9,499
Capital assets:	
Land.	421,398
Depreciable capital assets, net.	24,034,128
Capital assets, net	24,455,526
Total assets.	33,606,592
Liabilities:	
Accounts payable.	63,278
Accrued wages and benefits.	617,182
Pension obligation payable.	130,400
Intergovernmental payable	28,337
Accrued interest payable	23,799
Long-term liabilities:	
Due within one year.	376,720
Due in more than one year.	8,321,072
Total liabilities	9,560,788
Deferred Inflows of Resources:	
Property taxes levied for the next fiscal year.	1,824,381
Total deferred inflows of resources	1,824,381
Net Position:	
Net investment in capital assets	16,243,765
Restricted for:	
Capital projects	1,636,585
Classroom facilities maintenance	295,565
Debt service.	766,739
Federally funded programs	43,295
Student activities	15,734
Other purposes	43,620
Unrestricted.	3,176,120
Total net position.	\$ 22,221,423

SEE ACCOMPANYING NOTES TO THE BASIC FINANCIAL STATEMENTS

**BUCKEYE CENTRAL LOCAL SCHOOL DISTRICT
CRAWFORD COUNTY, OHIO**

STATEMENT OF ACTIVITIES
FOR THE FISCAL YEAR ENDED JUNE 30, 2013

	<u>Expenses</u>	<u>Program Revenues</u>		<u>Net (Expense)</u>
		<u>Charges for Services and Sales</u>	<u>Operating Grants and Contributions</u>	<u>Revenue and Changes in Net Position</u>
				<u>Governmental Activities</u>
Governmental activities:				
Instruction:				
Regular	\$ 4,369,064	\$ 236,143	\$ -	\$ (4,132,921)
Special	912,153	17,857	622,065	(272,231)
Vocational	153,454	-	58,022	(95,432)
Other	8,521	-	-	(8,521)
Support services:				
Pupil	360,305	-	36,662	(323,643)
Instructional staff	183,643	-	52,799	(130,844)
Board of education	22,992	-	-	(22,992)
Administration	798,414	-	-	(798,414)
Fiscal	290,260	-	-	(290,260)
Operations and maintenance	589,504	-	-	(589,504)
Pupil transportation	424,451	-	1,350	(423,101)
Central	75,416	-	5,400	(70,016)
Operation of non-instructional services:				
Food service operations	351,754	137,866	177,300	(36,588)
Other non-instructional services	66,481	-	50,405	(16,076)
Extracurricular activities	456,043	100,808	-	(355,235)
Interest and fiscal charges	486,010	-	-	(486,010)
Total governmental activities	\$ 9,548,465	\$ 492,674	\$ 1,004,003	(8,051,788)

General Revenues:

Property taxes levied for:	
General purposes	2,257,180
Debt service	667,325
Special revenue	47,158
School district income tax	1,677,699
Grants and entitlements not restricted to specific programs	4,005,881
Investment earnings	7,456
Miscellaneous	8,300
Total general revenues	8,670,999
 Change in net position	 619,211
Net position at beginning of year	21,602,212
 Net position at end of year	 \$ 22,221,423

SEE ACCOMPANYING NOTES TO THE BASIC FINANCIAL STATEMENTS

**BUCKEYE CENTRAL LOCAL SCHOOL DISTRICT
CRAWFORD COUNTY, OHIO**

BALANCE SHEET
GOVERNMENTAL FUNDS
JUNE 30, 2013

	<u>General</u>	<u>Bond Retirement</u>	<u>Classroom Facilities</u>	<u>Other Governmental Funds</u>	<u>Total Governmental Funds</u>
Assets:					
Equity in pooled cash and cash equivalents.	\$ 2,883,656	\$ 828,945	\$ 1,357,709	\$ 669,541	\$ 5,739,851
Receivables:					
Taxes.	1,981,123	551,554	-	42,031	2,574,708
Income taxes	686,875	-	-	-	686,875
Accounts	175	-	-	225	400
Accrued interest	448	-	-	-	448
Intergovernmental.	94,508	-	-	32,228	126,736
Prepayments.	12,549	-	-	-	12,549
Materials and supplies inventory.	-	-	-	9,499	9,499
Total assets	<u>\$ 5,659,334</u>	<u>\$ 1,380,499</u>	<u>\$ 1,357,709</u>	<u>\$ 753,524</u>	<u>\$ 9,151,066</u>
Liabilities:					
Accounts payable	\$ 63,012	\$ -	\$ -	\$ 266	\$ 63,278
Accrued wages and benefits.	597,309	-	-	19,873	617,182
Compensated absences payable	43,939	-	-	-	43,939
Intergovernmental payable	26,140	-	-	2,197	28,337
Pension obligation payable	126,833	-	-	3,567	130,400
Total liabilities.	<u>857,233</u>	<u>-</u>	<u>-</u>	<u>25,903</u>	<u>883,136</u>
Deferred inflows of resources:					
Property taxes levied for the next fiscal year.	1,400,196	394,012	-	30,173	1,824,381
Delinquent property tax revenue not available.	96,123	26,554	-	2,031	124,708
Income tax revenue not available	108,159	-	-	-	108,159
Intergovernmental revenue not available	83,777	-	-	-	83,777
Total deferred inflows of resources	<u>1,688,255</u>	<u>420,566</u>	<u>-</u>	<u>32,204</u>	<u>2,141,025</u>
Fund Balances:					
Nonspendable:					
Materials and supplies inventory.	-	-	-	9,499	9,499
Prepays.	12,549	-	-	-	12,549
Restricted:					
Debt service	-	959,933	-	-	959,933
Capital improvements	-	-	1,357,709	278,876	1,636,585
Classroom facilities maintenance	-	-	-	293,534	293,534
Food service operations	-	-	-	42,779	42,779
Non-public schools	-	-	-	11,668	11,668
Special education	-	-	-	15,085	15,085
Targeted academic assistance	-	-	-	28,210	28,210
Other purposes.	-	-	-	46	46
Extracurricular.	-	-	-	15,734	15,734
Committed:					
Underground storage	10,000	-	-	-	10,000
Assigned:					
Student instruction	39,087	-	-	-	39,087
Student and staff support.	66,709	-	-	-	66,709
Subsequent year appropriation	274,959	-	-	-	274,959
Public school support	5,652	-	-	-	5,652
Other purposes.	2,410	-	-	-	2,410
Unassigned (deficit)	2,702,480	-	-	(14)	2,702,466
Total fund balances	<u>3,113,846</u>	<u>959,933</u>	<u>1,357,709</u>	<u>695,417</u>	<u>6,126,905</u>
Total liabilities, deferred inflows and fund balances	<u>\$ 5,659,334</u>	<u>\$ 1,380,499</u>	<u>\$ 1,357,709</u>	<u>\$ 753,524</u>	<u>\$ 9,151,066</u>

SEE ACCOMPANYING NOTES TO THE BASIC FINANCIAL STATEMENTS

**BUCKEYE CENTRAL LOCAL SCHOOL DISTRICT
CRAWFORD COUNTY, OHIO**

RECONCILIATION OF TOTAL GOVERNMENTAL FUND BALANCES TO
NET POSITION OF GOVERNMENTAL ACTIVITIES
JUNE 30, 2013

Total governmental fund balances		\$	6,126,905
<i>Amounts reported for governmental activities on the statement of net position are different because:</i>			
Capital assets used in governmental activities are not financial resources and therefore are not reported in the funds.			24,455,526
Other long-term assets are not available to pay for current-period expenditures and therefore are deferred in the funds.			
Property taxes receivable	\$	124,708	
Income taxes receivable		108,159	
Intergovernmental receivable		<u>83,777</u>	
Total			316,644
Unamortized premiums on bond issuance are not recognized in the funds.			(116,764)
Accrued interest payable is not due and payable in the current period and therefore is not reported in the funds.			(23,799)
Long-term liabilities are not due and payable in the current period and therefore are not reported in the funds.			
Compensated absences payable		(246,143)	
General obligation bonds payable		(7,791,940)	
Capital lease obligations		(141,031)	
Loans payable		<u>(357,975)</u>	
Total			<u>(8,537,089)</u>
Net position of governmental activities		\$	<u><u>22,221,423</u></u>

SEE ACCOMPANYING NOTES TO THE BASIC FINANCIAL STATEMENTS

**BUCKEYE CENTRAL LOCAL SCHOOL DISTRICT
CRAWFORD COUNTY, OHIO**

STATEMENT OF REVENUES, EXPENDITURES AND CHANGES IN FUND BALANCES
GOVERNMENTAL FUNDS
FOR THE FISCAL YEAR ENDED JUNE 30, 2013

	<u>General</u>	<u>Bond Retirement</u>	<u>Classroom Facilities</u>	<u>Other Governmental Funds</u>	<u>Total Governmental Funds</u>
Revenues:					
From local sources:					
Property taxes	\$ 2,231,692	\$ 665,945	\$ -	\$ 46,717	\$ 2,944,354
Income taxes	1,569,540	-	-	-	1,569,540
Tuition	188,757	-	-	-	188,757
Earnings on investments	6,055	-	963	528	7,546
Charges for services	-	-	-	137,789	137,789
Extracurricular	12,305	-	-	88,503	100,808
Classroom materials and fees	21,643	-	-	-	21,643
Rental income	1,432	-	-	-	1,432
Other local revenues	42,168	-	-	8,300	50,468
Intergovernmental - state	4,309,654	90,421	-	64,978	4,465,053
Intergovernmental - federal	11,395	-	-	521,515	532,910
Total revenues	<u>8,394,641</u>	<u>756,366</u>	<u>963</u>	<u>868,330</u>	<u>10,020,300</u>
Expenditures:					
Current:					
Instruction:					
Regular	4,033,190	-	-	-	4,033,190
Special	661,028	-	-	242,673	903,701
Vocational	138,672	-	-	4,012	142,684
Other	-	-	7,318	1,203	8,521
Support services:					
Pupil	318,861	-	-	38,822	357,683
Instructional staff	114,593	-	-	52,817	167,410
Board of education	18,300	-	-	-	18,300
Administration	778,307	-	-	-	778,307
Fiscal	278,516	13,776	-	944	293,236
Operations and maintenance	517,476	-	-	21,455	538,931
Pupil transportation	429,702	-	-	1,245	430,947
Central	70,016	-	-	5,400	75,416
Operation of non-instructional services:					
Food service operations	-	-	-	334,516	334,516
Other non-instructional services	14,404	-	-	42,125	56,529
Extracurricular activities	266,600	-	-	92,511	359,111
Facilities acquisition and construction	-	-	178,076	-	178,076
Capital outlay	111,922	-	-	-	111,922
Debt service:					
Principal retirement	53,203	225,000	-	-	278,203
Interest and fiscal charges	24,933	307,923	-	-	332,856
Total expenditures	<u>7,829,723</u>	<u>546,699</u>	<u>185,394</u>	<u>837,723</u>	<u>9,399,539</u>
Excess (deficiency) of revenues over (under) expenditures	<u>564,918</u>	<u>209,667</u>	<u>(184,431)</u>	<u>30,607</u>	<u>620,761</u>
Other financing sources (uses):					
Transfers in	-	-	-	50,000	50,000
Transfers (out)	(50,000)	-	-	-	(50,000)
Capital lease transaction	111,922	-	-	-	111,922
Total other financing sources (uses)	<u>61,922</u>	<u>-</u>	<u>-</u>	<u>50,000</u>	<u>111,922</u>
Net change in fund balances	626,840	209,667	(184,431)	80,607	732,683
Fund balances at beginning of year	<u>2,487,006</u>	<u>750,266</u>	<u>1,542,140</u>	<u>614,810</u>	<u>5,394,222</u>
Fund balances at end of year	<u>\$ 3,113,846</u>	<u>\$ 959,933</u>	<u>\$ 1,357,709</u>	<u>\$ 695,417</u>	<u>\$ 6,126,905</u>

SEE ACCOMPANYING NOTES TO THE BASIC FINANCIAL STATEMENTS

**BUCKEYE CENTRAL LOCAL SCHOOL DISTRICT
CRAWFORD COUNTY, OHIO**

RECONCILIATION OF THE STATEMENT OF REVENUES, EXPENDITURES
AND CHANGES IN FUND BALANCES OF GOVERNMENTAL FUNDS
TO THE STATEMENT OF ACTIVITIES
FOR THE FISCAL YEAR ENDED JUNE 30, 2013

Net change in fund balances - total governmental funds \$ 732,683

Amounts reported for governmental activities in the statement of activities are different because:

Governmental funds report capital outlays as expenditures. However, in the statement of activities, the cost of those assets is allocated over their estimated useful lives as depreciation expense. This is the amount by which depreciation expense exceeds capital outlays in the current period.

Capital asset additions	\$	300,851	
Current year depreciation		(622,210)	
Total			(321,359)

Principal payments on bonds, capital leases and loans are an expenditure in the governmental funds, but the repayment reduces long-term liabilities in the statement of net position. 278,203

Revenues in the statement of activities that do not provide current financial resources are not reported as revenues in the funds.

Property taxes	27,309		
Income taxes		108,159	
Intergovernmental		25,839	
Total			161,307

Issuance of capital leases are recorded as other financing sources in the funds; however, in the statement of activities, they are not reported as other financing sources as they increase liabilities on the statement of net position. (111,922)

In the statement of activities, interest is accrued on outstanding bonds, whereas in governmental funds, an interest expenditure is reported when due. The following items resulted in additional interest being reported in the statement of activities:

Decrease in accrued interest payable	1,434		
Accreted interest on capital appreciation bonds		(43,216)	
Amortization of bond premiums		5,209	
Removal of unamortized bond issue costs		(116,581)	
Total			(153,154)

Some expenses reported in the statement of activities, such as compensated absences, do not require the use of current financial resources and therefore are not reported as expenditures in governmental funds. 33,453

Change in net position of governmental activities \$ 619,211

SEE ACCOMPANYING NOTES TO THE BASIC FINANCIAL STATEMENTS

**BUCKEYE CENTRAL LOCAL SCHOOL DISTRICT
CRAWFORD COUNTY, OHIO**

STATEMENT OF REVENUES, EXPENDITURES AND CHANGES IN
FUND BALANCE - BUDGET AND ACTUAL (NON-GAAP BUDGETARY BASIS)
GENERAL FUND
FOR THE FISCAL YEAR ENDED JUNE 30, 2013

	<u>Budgeted Amounts</u>		<u>Actual</u>	<u>Variance with Final Budget Positive</u>
	<u>Original</u>	<u>Final</u>		
Revenues:				
From local sources:				
Property taxes	\$ 1,905,588	\$ 1,874,000	\$ 1,874,680	\$ 680
Income taxes.	1,505,557	1,480,600	1,480,907	307
Tuition.	190,152	187,000	188,757	1,757
Earnings on investments	5,084	5,000	5,944	944
Classroom materials and fees	21,354	21,000	21,468	468
Rental income	1,424	1,400	1,432	32
Other local revenues	42,708	42,000	44,668	2,668
Intergovernmental - state	4,372,480	4,300,000	4,309,654	9,654
Intergovernmental - federal	10,169	10,000	11,395	1,395
Total revenues	<u>8,054,516</u>	<u>7,921,000</u>	<u>7,938,905</u>	<u>17,905</u>
Expenditures:				
Current:				
Instruction:				
Regular	4,566,430	4,226,829	4,039,004	187,825
Special.	728,656	728,656	698,796	29,860
Vocational.	170,545	170,545	143,844	26,701
Other.	46,470	46,470	46,470	-
Support services:				
Pupil.	160,615	335,315	334,253	1,062
Instructional staff	104,520	124,520	113,734	10,786
Board of education	16,100	21,400	20,783	617
Administration.	904,125	892,125	810,854	81,271
Fiscal	285,646	286,646	281,750	4,896
Business	31,721	34,221	34,090	131
Operations and maintenance.	643,267	626,767	568,337	58,430
Pupil transportation	607,820	557,320	455,171	102,149
Central.	62,000	73,000	70,193	2,807
Operation of non-instructional services:				
Other non-instructional services	1,000	18,500	15,772	2,728
Extracurricular activities.	242,222	270,222	255,194	15,028
Total expenditures	<u>8,571,137</u>	<u>8,412,536</u>	<u>7,888,245</u>	<u>524,291</u>
Excess (deficiency) of revenues over (under) expenditures.	<u>(516,621)</u>	<u>(491,536)</u>	<u>50,660</u>	<u>542,196</u>
Other financing sources (uses):				
Refund of prior year's expenditures	5,084	5,000	5,740	740
Transfers (out).	(25,000)	(50,000)	(50,000)	-
Total other financing sources (uses)	<u>(19,916)</u>	<u>(45,000)</u>	<u>(44,260)</u>	<u>740</u>
Net change in fund balance	(536,537)	(536,536)	6,400	542,936
Fund balance at beginning of year	2,435,377	2,435,377	2,435,377	-
Prior year encumbrances appropriated	256,137	256,137	256,137	-
Fund balance at end of year	<u>\$ 2,154,977</u>	<u>\$ 2,154,978</u>	<u>\$ 2,697,914</u>	<u>\$ 542,936</u>

SEE ACCOMPANYING NOTES TO THE BASIC FINANCIAL STATEMENTS

**BUCKEYE CENTRAL LOCAL SCHOOL DISTRICT
CRAWFORD COUNTY, OHIO**

STATEMENT OF FIDUCIARY NET POSITION
FIDUCIARY FUNDS
JUNE 30, 2013

	Private-Purpose Trust	
	Scholarship	Agency
Assets:		
Equity in pooled cash		
and cash equivalents	\$ -	\$ 69,713
Cash in segregated accounts.	264,416	-
Receivables:		
Accounts	-	25
Accrued interest.	407	-
	264,823	\$ 69,738
Total assets.		
Liabilities:		
Accounts payable.	\$ -	\$ 945
Due to students.	-	68,793
	-	\$ 69,738
Total liabilities		
Net position:		
Held in trust for scholarships	264,823	
Total net position.	\$ 264,823	

SEE ACCOMPANYING NOTES TO THE BASIC FINANCIAL STATEMENTS

**BUCKEYE CENTRAL LOCAL SCHOOL DISTRICT
CRAWFORD COUNTY, OHIO**

STATEMENT OF CHANGES IN FIDUCIARY NET POSITION
FIDUCIARY FUND
FOR THE FISCAL YEAR ENDED JUNE 30, 2013

	Private-Purpose Trust
	Scholarship
Additions:	
Interest.	\$ 980
Total additions.	980
 Deductions:	
Scholarships awarded	3,550
Change in net position	(2,570)
Net position at beginning of year.	267,393
Net position at end of year	\$ 264,823

SEE ACCOMPANYING NOTES TO THE BASIC FINANCIAL STATEMENTS

**BUCKEYE CENTRAL LOCAL SCHOOL DISTRICT
CRAWFORD COUNTY, OHIO**

**NOTES TO THE BASIC FINANCIAL STATEMENTS
FOR THE FISCAL YEAR ENDED JUNE 30, 2013**

NOTE 1 - DESCRIPTION OF THE SCHOOL DISTRICT

The Buckeye Central Local School District (the "District") is a body politic and corporate established for the purpose of exercising the rights and the privileges conveyed to it by the constitution and laws of the State of Ohio. The District is a local school district as defined by Section 3311.03 of the Ohio Revised Code. The District operates under an elected Board of Education (5 members) and is responsible for the provision of public education to residents of the District.

The District ranks as the 558th largest by total enrollment among the 918 public school districts and community schools in the State and 5th largest in Crawford County. The District employs 58 certified employees and 35 non-certified employees who provide services to 710 students.

The District provides regular, vocational and special instruction. The District also provides support services for the pupils, instructional staff, general and school administration, business and fiscal services, facilities acquisitions and construction services, operation and maintenance of plant, student transportation, food services, extracurricular activities and nonprogrammed services.

NOTE 2 - SUMMARY OF SIGNIFICANT ACCOUNTING POLICIES

The basic financial statements of the District have been prepared in conformity with accounting principles generally accepted in the United States of America (GAAP) as applied to governmental units. The Governmental Accounting Standards Board (GASB) is the accepted standard-setting body for establishing governmental accounting and financial reporting principles. The District's significant accounting policies are described below.

A. Reporting Entity

The reporting entity has been defined in accordance with GASB Statement No. 14, "The Financial Reporting Entity" as amended by GASB Statement No. 39, "Determining Whether Certain Organizations Are Component Units" and GASB Statement No. 61, "The Financial Reporting Entity: Omnibus an Amendment of GASB Statements No. 14 and No. 34". The reporting entity is composed of the primary government and component units. The primary government consists of all funds, departments, boards and agencies that are not legally separate from the District. For the District, this includes general operations, food service, and student related activities of the District.

Component units are legally separate organizations for which the District is financially accountable. The District is financially accountable for an organization if the District appoints a voting majority of the organization's Governing Board and (1) the District is able to significantly influence the programs or services performed or provided by the organization; or (2) the District is legally entitled to or can otherwise access the organization's resources; or (3) the District is legally obligated or has otherwise assumed the responsibility to finance the deficits of, or provide financial support to, the organization; or (4) the District is obligated for the debt of the organization. Component units may also include organizations that are fiscally dependent on the District in that the District approves the budget, the issuance of debt or the levying of taxes. Certain organizations are also included as component units if the nature and significance of the relationship between the primary government and the organization is such that exclusion by the primary government would render the primary government's financial statements incomplete or misleading. Based upon the application of these criteria, the District has no component units. The basic financial statements of the reporting entity include only those of the District (the primary government).

**BUCKEYE CENTRAL LOCAL SCHOOL DISTRICT
CRAWFORD COUNTY, OHIO**

**NOTES TO THE BASIC FINANCIAL STATEMENTS
FOR THE FISCAL YEAR ENDED JUNE 30, 2013**

NOTE 2 - SUMMARY OF SIGNIFICANT ACCOUNTING POLICIES - (Continued)

The following organizations are described due to their relationship to the District:

PUBLIC ENTITY RISK POOLS

Wyandot Crawford Health Benefit Plan

The District is a member of the Wyandot Crawford Health Benefit Plan, which is a consortium established between the District, Galion City Schools, Carey Exempted Village Schools, Colonel Crawford Local Schools, Upper Sandusky Exempted Village Schools, Shelby City Schools and Triway Local Schools to act as a common risk management and insurance program. Refer to Note 12 for further information on this insurance pool.

Ohio School Boards Association Workers' Compensation Group Rating Program (GRP)

The District participates in a group rating plan for workers' compensation as established in Section 4123.29 of the Ohio Revised Code. The Ohio School Boards Association Workers' Compensation Group Rating Program was established as an insurance purchasing pool and is governed by a three-member Board of Directors. The Executive Director of the Ohio School Boards Association, or his/her designee, serves as coordinator of the program. Each year, the participating school districts pay an enrollment fee to the GRP to cover the costs of administering the program. Refer to Note 12 for further information on this group rating program.

JOINTLY GOVERNED ORGANIZATIONS

Northern Ohio Educational Computer Association (NOECA)

The District is a participant in the Northern Ohio Educational Computer Association (NOECA), which is a computer consortium. NOECA is an association of forty-one public school districts and educational service centers formed for the purpose of applying modern technology with the aid of computers and other electronic equipment to administrative and instructional functions among member school districts. The NOECA Board of Directors consists of two representatives from each county in which participating school districts are located, the chairman of each of the operating committees and a representative from the fiscal agent. Financial information can be obtained from its fiscal agent, the North Point Educational Service Center, Betty Schwiefert, who serves as Controller, 2900 South Columbus Avenue, Sandusky, Ohio 44870.

B. Fund Accounting

The District uses funds to maintain its financial records during the year. A fund is defined as a fiscal and accounting entity with a self balancing set of accounts. There are three categories of funds: governmental, proprietary and fiduciary. The District does not have proprietary funds.

GOVERNMENTAL FUNDS

Governmental funds are those through which most governmental functions typically are financed. Governmental fund reporting focuses on the sources, uses and balances of current financial resources. Expendable assets are assigned to the various governmental funds according to the purposes for which they may or must be used. Current liabilities are assigned to the fund from which they will be paid. The difference between governmental fund assets and deferred outflows of resources and liabilities and deferred inflows of resources is reported as fund balance.

**BUCKEYE CENTRAL LOCAL SCHOOL DISTRICT
CRAWFORD COUNTY, OHIO**

NOTES TO THE BASIC FINANCIAL STATEMENTS
FOR THE FISCAL YEAR ENDED JUNE 30, 2013

NOTE 2 - SUMMARY OF SIGNIFICANT ACCOUNTING POLICIES - (Continued)

The following are the District's major governmental funds:

General fund - The general fund is used to account for and report all financial resources not accounted for and reported in another fund. The general fund balance is available for any purpose provided it is expended or transferred according to the general laws of Ohio.

Bond retirement fund - The debt service fund is used to account for the accumulation of resources and payment of general obligation bond and principal and interest from governmental resources when the government is obligated in some manner for payment. It is also used to account for the accumulation or resources and payment of general obligation bonds payable.

Classroom facilities fund - The classroom facilities capital projects fund is used to account for financial resources and expenditures related to the school facilities construction project.

Other governmental funds of the District are used to account for (a) financial resources that are restricted, committed, or assigned to expenditures for capital outlays including the acquisition or construction of capital facilities and other capital assets and (b) specific revenue sources that are restricted or committed to an expenditure for specified purposes other than debt service or capital projects.

FIDUCIARY FUNDS

Fiduciary fund reporting focuses on net position and changes in net position. The fiduciary fund category is split into four classifications: pension trust funds, investment trust funds, private-purpose trust funds and agency funds. Trust funds are used to account for assets held by the District under a trust agreement for individuals, private organizations, or other governments and are therefore not available to support the District's own programs. The District's only trust fund is a private-purpose trust which accounts for scholarship programs for students. Agency funds are custodial in nature (assets equal liabilities) and do not involve measurement of results of operations. The District's agency fund accounts for student activities.

C. Basis of Presentation and Measurement Focus

Government-wide Financial Statements - The statement of net position and the statement of activities display information about the District as a whole. These statements include the financial activities of the primary government, except for fiduciary funds.

The government-wide statement of activities presents a comparison between direct expenses and program revenues for each function or program of the governmental activities of the District. Direct expenses are those that are specifically associated with a service, program or department and therefore clearly identifiable to a particular function. Program revenues include amounts paid by the recipient of goods or services offered by the program and grants and contributions that are restricted to meeting the operational or capital requirements of a particular program. Revenues not classified as program revenues are presented as general revenues of the District.

The government-wide financial statements are prepared using the economic resources measurement focus. All assets and deferred outflows of resources and all liabilities and deferred inflows of resources associated with the operation of the District are included on the statement of net position.

**BUCKEYE CENTRAL LOCAL SCHOOL DISTRICT
CRAWFORD COUNTY, OHIO**

NOTES TO THE BASIC FINANCIAL STATEMENTS
FOR THE FISCAL YEAR ENDED JUNE 30, 2013

NOTE 2 - SUMMARY OF SIGNIFICANT ACCOUNTING POLICIES - (Continued)

Fund Financial Statements - Fund financial statements report detailed information about the District. The focus of governmental fund financial statements is on major funds rather than reporting funds by type. Each major fund is presented in a separate column, and all nonmajor funds are aggregated into one column. Fiduciary funds are reported by fund type.

All governmental funds are accounted for using a flow of current financial resources measurement focus. With this measurement focus, only current assets and deferred outflows of resources and current liabilities and deferred inflows of resources generally are included on the balance sheet. The statement of revenues, expenditures and changes in fund balances reports on the sources (i.e., revenues and other financing sources) and uses (i.e., expenditures and other financing uses) of current financial resources. This approach differs from the manner in which the governmental activities of the government-wide financial statements are prepared. Governmental fund financial statements therefore include a reconciliation with brief explanations to better identify the relationship between the government-wide statements and the statements for governmental funds.

The private-purpose trust fund is reported using the economic resources measurement focus. The agency fund does not report a measurement focus as it does not report operations.

D. Basis of Accounting

Basis of accounting determines when transactions are recorded in the financial records and reported on the financial statements. Government-wide financial statements are prepared using the accrual basis of accounting. Governmental funds use the modified accrual basis of accounting. Fiduciary funds also use the accrual basis of accounting.

Revenues - Exchange and Nonexchange Transactions - Revenue resulting from exchange transactions, in which each party gives and receives essentially equal value, are recorded on the accrual basis when the exchange takes place. On a modified accrual basis, revenue is recorded in the fiscal year in which the resources are measurable and become available. Available means that the resources will be collected within the current fiscal year or are expected to be collected soon enough thereafter to be used to pay liabilities of the current fiscal year. For the District, available means expected to be received within sixty days of fiscal year end.

Nonexchange transactions, in which the District receives value without directly giving equal value in return, include property taxes, income taxes, grants, entitlements and donations. On an accrual basis, revenue from property taxes is recognized in the fiscal year for which the taxes are levied (See Note 6).

Revenue from income taxes is recognized in the fiscal year in which the underlying exchange transaction occurred (See Note 7).

Revenue from grants, entitlements and donations is recognized in the fiscal year in which all eligibility requirements have been satisfied. Eligibility requirements include timing requirements, which specify the year when the resources are required to be used or the fiscal year when use is first permitted, matching requirements, in which the District must provide local resources to be used for a specified purpose and expenditure requirements, in which the resources are provided to the District on a reimbursement basis. On a modified accrual basis, revenue from nonexchange transactions must also be available before it can be recognized.

**BUCKEYE CENTRAL LOCAL SCHOOL DISTRICT
CRAWFORD COUNTY, OHIO**

**NOTES TO THE BASIC FINANCIAL STATEMENTS
FOR THE FISCAL YEAR ENDED JUNE 30, 2013**

NOTE 2 - SUMMARY OF SIGNIFICANT ACCOUNTING POLICIES - (Continued)

Under the modified accrual basis, the following revenue sources are considered to be both measurable and available at fiscal year end: property taxes available as an advance, interest, tuition, grants, student fees and rentals.

Deferred Inflows of Resources and Deferred Outflows of Resources - A deferred inflow of resources is an acquisition of net position by the District that is applicable to a future reporting period. A deferred outflow of resources is a consumption of net position by the District that is applicable to a future reporting period.

Property taxes for which there is an enforceable legal claim as of June 30, 2013, but which were levied to finance fiscal year 2014 operations, and other revenues received in advance of the fiscal year for which they were intended to finance, have been recorded as deferred inflows. Income taxes and grants not received within the available period, grants and entitlements received before the eligibility requirements are met, and delinquent property taxes due at June 30, 2013, are recorded as deferred inflows on the governmental fund financial statements.

On governmental fund financial statements, receivables that will not be collected within the available period have been reported as deferred inflows of resources.

Expenses/Expenditures - On the accrual basis of accounting, expenses are recognized at the time they are incurred. The entitlement value of donated commodities used during the year is reported in the statement of revenues, expenditures and changes in fund balances as an expenditure with a like amount reported as intergovernmental revenue.

The measurement focus of governmental fund accounting is on decreases in net financial resources (expenditures) rather than expenses. Expenditures are generally recognized in the accounting period in which the related fund liability is incurred, if measurable. Allocations of cost, such as depreciation and amortization, are not recognized in governmental funds.

E. Budgets

The District is required by State statute to adopt an annual appropriated cash basis budget for all funds (except agency funds). The specific timetable for fiscal year 2013 is as follows:

1. Prior to January 15, the Superintendent and Treasurer submit to the Board of Education a proposed operating budget for the fiscal year commencing the following July 1. The budget includes proposed expenditures and the means of financing for all funds. Public hearings are publicized and conducted to obtain taxpayers' comments. The purpose of this budget document is to reflect the need for existing (or increased) tax rates.
2. By no later than January 20, the Board-adopted budget is filed with the Crawford County Budget Commission for tax rate determination. The Crawford County Budget Commission waived this requirement for fiscal year 2013.

**BUCKEYE CENTRAL LOCAL SCHOOL DISTRICT
CRAWFORD COUNTY, OHIO**

**NOTES TO THE BASIC FINANCIAL STATEMENTS
FOR THE FISCAL YEAR ENDED JUNE 30, 2013**

NOTE 2 - SUMMARY OF SIGNIFICANT ACCOUNTING POLICIES - (Continued)

3. Prior to April 1, the Board of Education accepts, by formal resolution, the tax rates as determined by the Budget Commission and receives the Commission's certificate of estimated resources which states the projected revenue of each fund. Prior to June 30, the District must revise its budget so that total contemplated expenditures from any fund during the ensuing year will not exceed the amount stated in the certificate of estimated resources. The revised budget then serves as a basis for the appropriation measure. On or about July 1, the certificate is amended to include any unencumbered balances from the preceding year as reported by the District Treasurer. The certificate may be further amended during the year if projected increases or decreases in revenue are identified by the District Treasurer. The amounts reported in the budgetary statement, reflect the amounts set forth in the original and final certificates of estimated resources issued for fiscal year 2013.
4. By July 1, the annual appropriation resolution is legally enacted by the Board of Education at the fund level of expenditures, which is the legal level of budgetary control. Although the legal level of budgetary control was established at the fund level of expenditures, the District has elected to present the budgetary statement comparison at the fund and function level of expenditures. State statute permits a temporary appropriation to be effective until no later than October 1 of each year. Resolution appropriations by fund must be within the estimated resources as certified by the County Budget Commission and the total of expenditures may not exceed the appropriation totals.
5. Any revisions that alter the total of any fund appropriation must be approved by the Board of Education.
6. Formal budgetary integration is employed as a management control device during the year for all funds consistent with the general obligation bond indenture and other statutory provisions. All funds completed the year within the amount of their legally authorized cash basis appropriation.
7. Appropriation amounts are as originally adopted, or as amended by the Board of Education through the year by supplemental appropriations, which either reallocated or increased the original appropriated amounts. All supplemental appropriations were legally enacted by the Board prior to June 30, 2013.
8. Unencumbered appropriations lapse at year end. Encumbered appropriations are carried forward to the succeeding fiscal year and need not be reappropriated. Expenditures may not exceed budgeted appropriations at the legal level of control.

F. Cash and Investments

To improve cash management, cash received by the District is pooled. Monies for all funds are maintained in this pool. Individual fund integrity is maintained through the District's records. Each fund's interest in the pool is presented as "equity in pooled cash and cash equivalents" on the basic financial statements.

During fiscal year 2013, investments were limited to investments in the State Treasury Asset Reserve of Ohio (STAR Ohio). Except for nonparticipating investment contracts, investments are reported at fair value, which is based on quoted market prices. Nonparticipating investment contracts, such as nonnegotiable certificates of deposit, are reported at cost.

**BUCKEYE CENTRAL LOCAL SCHOOL DISTRICT
CRAWFORD COUNTY, OHIO**

**NOTES TO THE BASIC FINANCIAL STATEMENTS
FOR THE FISCAL YEAR ENDED JUNE 30, 2013**

NOTE 2 - SUMMARY OF SIGNIFICANT ACCOUNTING POLICIES - (Continued)

The District has invested funds in STAR Ohio during fiscal year 2013. STAR Ohio is an investment pool managed by the State Treasurer's Office, which allows governments within the State to pool their funds for investment purposes. STAR Ohio is not registered with the SEC as an investment company, but does operate in a manner consistent with Rule 2a7 of the Investment Company Act of 1940.

Investments in STAR Ohio are valued at STAR Ohio's shares price which is the price the investment could be sold for on June 30, 2013.

Under existing Ohio statutes all investment earnings are assigned to the general fund, unless statutorily required to be credited to a specific fund or by Board Resolution. Interest revenue credited to the general fund during fiscal year 2013 amounted to \$6,055, which includes \$2,544 assigned from other District funds.

For presentation on the basic financial statements, investments of the cash management pool and investments with original maturities of three months or less at the time they are purchased by the District are considered to be cash equivalents. Investments with an initial maturity of more than three months are reported as investments.

An analysis of the District's investment account at year end is provided in Note 4.

G. Inventory

On government-wide and fund financial statements, purchased inventories are presented at the lower of cost or market and donated commodities are presented at their entitlement value. Inventories are recorded on a first-in, first-out basis and are expensed when used. Inventories are accounted for using the consumption method.

Inventory consists of expendable supplies held for consumption, donated food and purchased food.

H. Capital Assets

General capital assets generally result from expenditures in the governmental funds. These assets are reported in the governmental activities column of the government-wide statement of net position, but are not reported in the fund financial statements.

All capital assets are capitalized at cost (or estimated historical cost) and updated for additions and deductions during the year. Donated capital assets are recorded at their fair market values as of the date received. The District maintains a capitalization threshold of \$5,000. Improvements are capitalized; the costs of normal maintenance and repairs that do not add to the value of the asset or materially extend an asset's life are not. The District does not possess infrastructure.

**BUCKEYE CENTRAL LOCAL SCHOOL DISTRICT
CRAWFORD COUNTY, OHIO**

NOTES TO THE BASIC FINANCIAL STATEMENTS
FOR THE FISCAL YEAR ENDED JUNE 30, 2013

NOTE 2 - SUMMARY OF SIGNIFICANT ACCOUNTING POLICIES - (Continued)

All reported capital assets except land are depreciated. Depreciation is computed using the straight-line method over the following useful lives:

<u>Description</u>	Governmental Activities <u>Estimated Lives</u>
Land improvements	5 - 20 years
Buildings and improvements	20 - 50 years
Furniture and equipment	5 - 20 years
Vehicles	6 - 10 years

I. Interfund Balances

On fund financial statements, receivables and payables resulting from short-term interfund loans are classified as “interfund receivables/payables”. These amounts are eliminated in the governmental activities column on the statement of net position. The District had no interfund loans at June 30, 2013.

J. Compensated Absences

Compensated absences of the District consist of vacation leave and sick leave to the extent that payments to the employee for these absences are attributable to services already rendered and are not contingent on a specific event that is outside the control of the District and the employee.

In accordance with the provisions of GASB Statement No. 16, “Accounting for Compensated Absences”, a liability for vacation leave is accrued if a) the employees’ rights to payment are attributable to services already rendered; and b) it is probable that the employer will compensate the employees for the benefits through paid time off or other means, such as cash payment at termination or retirement. An accrual for earned sick leave is made to the extent that it is probable that the benefits will result in termination (severance) payments. A liability for severance is accrued using the vesting method; i.e., the liability is based on the sick leave accumulated at June 30, 2013, by those employees who are currently eligible to receive termination (severance) payments, as well as those employees expected to become eligible in the future. For purposes of establishing a liability for sick leave on employees expected to become eligible to retire in the future, all employees age fifty or greater with at least ten years of service were considered expected to become eligible to retire in accordance with GASB Statement No. 16.

The total liability for vacation and sick leave payments has been calculated using pay rates in effect at June 30, 2013 and reduced to the maximum payment allowed by labor contract and/or statute, plus any applicable additional salary related payments.

The entire compensated absence liability is reported on the government-wide financial statements.

For governmental fund financial statements, the current portion of unpaid compensated absences is the amount expected to be paid using expendable available resources. These amounts are recorded in the account “compensated absences payable” in the fund from which the employees who have accumulated unpaid leave are paid. The noncurrent portion of the liability is not reported.

**BUCKEYE CENTRAL LOCAL SCHOOL DISTRICT
CRAWFORD COUNTY, OHIO**

NOTES TO THE BASIC FINANCIAL STATEMENTS
FOR THE FISCAL YEAR ENDED JUNE 30, 2013

NOTE 2 - SUMMARY OF SIGNIFICANT ACCOUNTING POLICIES - (Continued)

K. Accrued Liabilities and Long-Term Obligations

All payables, accrued liabilities and long-term obligations are reported in the government-wide financial statements.

In general, governmental fund payables and accrued liabilities that, once incurred, are paid in a timely manner and in full from current financial resources are reported as obligations of the funds. However, compensated absences that will be paid from governmental funds are reported as a liability in the fund financial statements only to the extent that they are due for payment during the current year. Bonds and loans are recognized as a liability on the fund financial statements when due.

L. Fund Balance

Fund balance is divided into five classifications based primarily on the extent to which the District is bound to observe constraints imposed upon the use of the resources in the governmental funds. The classifications are as follows:

Nonspendable - The nonspendable fund balance classification includes amounts that cannot be spent because they are not in spendable form or legally required to be maintained intact. The “not in spendable form” criterion includes items that are not expected to be converted to cash. It also includes the long-term amount of loans receivable.

Restricted - Fund balance is reported as restricted when constraints are placed on the use of resources that are either externally imposed by creditors (such as through debt covenants), grantors, contributors, or laws or regulations of other governments, or imposed by law through constitutional provisions or enabling legislation.

Committed - The committed fund balance classification includes amounts that can be used only for the specific purposes imposed by a formal action (resolution) of the District Board of Education (the highest level of decision making authority). Those committed amounts cannot be used for any other purpose unless the District Board of Education removes or changes the specified use by taking the same type of action (resolution) it employed to previously commit those amounts. Committed fund balance also incorporates contractual obligations to the extent that existing resources in the fund have been specifically committed for use in satisfying those contractual requirements.

Assigned - Amounts in the assigned fund balance classification are intended to be used by the District for specific purposes, but do not meet the criteria to be classified as restricted nor committed. In governmental funds other than the general fund, assigned fund balance represents the remaining amount that is not restricted or committed. In the general fund, assigned amounts represent intended uses established by policies of the District Board of Education, which includes giving the Treasurer the authority to constrain monies for intended purposes.

**BUCKEYE CENTRAL LOCAL SCHOOL DISTRICT
CRAWFORD COUNTY, OHIO**

NOTES TO THE BASIC FINANCIAL STATEMENTS
FOR THE FISCAL YEAR ENDED JUNE 30, 2013

NOTE 2 - SUMMARY OF SIGNIFICANT ACCOUNTING POLICIES - (Continued)

Unassigned - Unassigned fund balance is the residual classification for the general fund and includes all spendable amounts not contained in the other classifications. In other governmental funds, the unassigned classification is only used to report a deficit fund balance resulting from overspending for specific purposes for which amounts had been restricted, committed, or assigned.

The District applies restricted resources first when expenditures are incurred for purposes for which restricted and unrestricted (committed, assigned, and unassigned) fund balance is available. Similarly, within unrestricted fund balance, committed amounts are reduced first followed by assigned, and then unassigned amounts when expenditures are incurred for purposes for which amounts in any of the unrestricted fund balance classifications could be used.

M. Net Position

Net position represents the difference between assets and deferred outflows and liabilities and deferred inflows. The net position component "net investment in capital assets," consists of capital assets, net of accumulated depreciation, reduced by the outstanding balances of any borrowing used for the acquisition, construction or improvement of those assets. Deferred outflows of resources and deferred inflows of resources that are attributable to the acquisition, construction or improvement of those assets or related debt also should be included in this component of net position. Net position is reported as restricted when there are limitations imposed on its use either through the enabling legislation adopted by the District or through external restrictions imposed by creditors, grantors or laws or regulations of other governments. The amount restricted for other purposes consists primarily of food services.

The District applies restricted resources first when an expense is incurred for purposes for which both restricted and unrestricted net position is available.

N. Bond Premium

Bond premiums are deferred and amortized over the term of the bonds using the straight-line method, which approximates the effective interest method. Bond premiums are presented as an addition to the face amount of the bonds. On the governmental fund financial statements, bond premiums are recognized in the current period.

A reconciliation between the bonds face value and the amount reported on the statement of net position is presented in Note 11.A.

O. Prepayments

Certain payments to vendors reflect the costs applicable to future accounting periods and are recorded as prepaid items in both government-wide and fund financial statements. These items are reported as assets on the balance sheet using the consumption method. A current asset for the prepaid amounts is recorded at the time of the purchase and the expenditure/expense is reported in the year in which services are consumed.

P. Estimates

The preparation of the basic financial statements in conformity with GAAP requires management to make estimates and assumptions that affect the amounts reported in the basic financial statements and accompanying notes. Actual results may differ from those estimates.

**BUCKEYE CENTRAL LOCAL SCHOOL DISTRICT
CRAWFORD COUNTY, OHIO**

NOTES TO THE BASIC FINANCIAL STATEMENTS
FOR THE FISCAL YEAR ENDED JUNE 30, 2013

NOTE 2 - SUMMARY OF SIGNIFICANT ACCOUNTING POLICIES - (Continued)

Q. Interfund Activity

Exchange transactions between funds are reported as revenues in the seller funds and as expenditures/expenses in the purchaser funds. Flows of cash or goods from one fund to another without a requirement for repayment are reported as interfund transfers. Interfund transfers are reported as other financing sources/uses in governmental funds. Repayments from funds responsible for particular expenditures/expenses to the funds that initially paid for them are not presented on the basic financial statements.

R. Parochial School

Within the District boundaries is St. Bernards, which is operated through the Toledo Catholic Diocese. Current State legislation provides funding to this school. These monies are received and disbursed on behalf of the parochial school by the Treasurer of the District, as directed by the school. The fiduciary responsibility of the district for these monies is reflected in a nonmajor governmental fund for financial reporting purposes.

S. Extraordinary and Special Items

Extraordinary items are transactions or events that are both unusual in nature and infrequent in occurrence. Special items are transactions or events that are within the control of the Board of Education and that are either unusual in nature or infrequent in occurrence. The District did not have any extraordinary items or special items during fiscal year 2013.

NOTE 3 - ACCOUNTABILITY AND COMPLIANCE

A. Change in Accounting Principles

For fiscal year 2013, the District has implemented GASB Statement No. 60, "Accounting and Financial Reporting for Service Concession Arrangements", GASB Statement No. 61, "The Financial Reporting Entity: Omnibus an Amendment of GASB Statements No. 14 and No. 34", GASB Statement No. 62, "Codification of Accounting and Financial Reporting Guidance Contained in Pre-November 30, 1989 FASB and AICPA pronouncements", GASB Statement No. 63, "Financial Reporting of Deferred Outflows of Resources, Deferred Inflows of Resources, and Net Position", GASB Statement No. 65, "Items Previously Reported as Assets and Liabilities", and GASB Statement No. 66, "Technical Corrections-2012".

GASB Statement No. 60 addresses issues related to service concession arrangements (SCAs), which are a type of public-private or public-public partnership. An SCA is an arrangement between a transferor (a government) and an operator (governmental or nongovernmental entity) in which (1) the transferor conveys to an operator the right and related obligation to provide services through the use of infrastructure or another public asset (a "facility") in exchange for significant consideration and (2) the operator collects and is compensated by fees from third parties. The implementation of GASB Statement No. 60 did not have an effect on the financial statements of the District.

**BUCKEYE CENTRAL LOCAL SCHOOL DISTRICT
CRAWFORD COUNTY, OHIO**

NOTES TO THE BASIC FINANCIAL STATEMENTS
FOR THE FISCAL YEAR ENDED JUNE 30, 2013

NOTE 3 - ACCOUNTABILITY AND COMPLIANCE - (Continued)

GASB Statement No. 61 modifies certain requirements for inclusion of component units in the financial reporting entity. The Statement amends the criteria for reporting component units as if they were part of the primary government in certain circumstances. Finally, the Statement also clarifies the reporting of equity interests in legally separate organizations. The implementation of GASB Statement No. 61 did not have an effect on the financial statements of the District.

GASB Statement No. 62 codifies accounting and financial reporting guidance contained in pre-November 30, 1989 FASB and AICPA pronouncements in an effort to codify all sources of GAAP for State and local governments so that they derive from a single source. The implementation of GASB Statement No. 62 did not have an effect on the financial statements of the District.

GASB Statement No. 63 provides financial and reporting guidance for *deferred outflows of resources* and *deferred inflows of resources* which are financial statement elements that are distinct from assets and liabilities. GASB Statement No. 63 standardizes the presentation of deferred outflows of resources and deferred inflows of resources and their effects on a government's *net position*. The implementation of GASB Statement No. 63 has changed the presentation of the District's financial statements to incorporate the concepts of net position, deferred outflows of resources and deferred inflows of resources.

GASB Statement No. 65 establishes accounting and financial reporting standards that reclassify, as deferred outflows of resources or deferred inflows of resources, certain items that were previously reported as assets and liabilities and recognizes, as outflows of resources or inflows of resources, certain items that were previously reported as assets and liabilities. GASB Statement No. 65 also provides other financial reporting guidance related to the impact of the financial statement elements deferred outflows of resources and deferred inflows of resources, such as changes in the determination of the major fund calculations and limiting the use of the term deferred in financial statement presentations. For the District, the implementation of GASB Statement No. 65 has changed (1) the classification of certain items, including the deferral of property taxes levied for the subsequent fiscal year, previously reported as liabilities to deferred inflows of resources, and (2) the reporting of debt issuance costs to an expense in the period incurred rather than amortized over the term of the related debt issuance.

GASB Statement No. 66 enhances the usefulness of financial reports by resolving conflicting accounting and financial reporting guidance that could diminish the consistency of financial reporting. The implementation of GASB Statement No. 66 did not have an effect on the financial statements of the District.

B. Deficit Fund Balances

Fund balances at June 30, 2013 included the following individual fund deficits:

<u>Nonmajor funds</u>	<u>Deficit</u>
Vocational education enhancement	\$ 14

The general fund is liable for any deficits in these funds and provides transfers when cash is required, not when accruals occur. The deficit fund balances resulted from adjustments for accrued liabilities.

**BUCKEYE CENTRAL LOCAL SCHOOL DISTRICT
CRAWFORD COUNTY, OHIO**

**NOTES TO THE BASIC FINANCIAL STATEMENTS
FOR THE FISCAL YEAR ENDED JUNE 30, 2013**

NOTE 4 - DEPOSITS AND INVESTMENTS

State statutes classify monies held by the District into three categories.

Active deposits are public deposits necessary to meet current demands on the treasury. Such monies must be maintained either as cash in the District treasury, in commercial accounts payable or withdrawable on demand, including negotiable order of withdrawal (NOW) accounts, or in money market deposit accounts.

Inactive deposits are public deposits that the Board of Education has identified as not required for use within the current five year period of designation of depositories. Inactive deposits must either be evidenced by certificates of deposit maturing not later than the end of the current period of designation of depositories, or by savings or deposit accounts including, but not limited to, passbook accounts.

Interim deposits are deposits of interim monies. Interim monies are those monies which are not needed for immediate use, but which will be needed before the end of the current period of designation of depositories.

Interim deposits must be evidenced by time certificates of deposit maturing not more than one year from the date of deposit or by savings or deposit accounts including passbook accounts.

Interim monies may be deposited or invested in the following securities:

1. United States Treasury Notes, Bills, Bonds, or any other obligation or security issued by the United States Treasury or any other obligation guaranteed as to principal and interest by the United States;
2. Bonds, notes, debentures, or any other obligations or securities issued by any federal government agency or instrumentality, including, but not limited to, the Federal National Mortgage Association, Federal Home Loan Bank, Federal Farm Credit Bank, Federal Home Loan Mortgage Corporation, Government National Mortgage Association, and Student Loan Marketing Association. All federal agency securities shall be direct issuances of federal government agencies or instrumentalities;
3. Written repurchase agreements in the securities listed above provided that the market value of the securities subject to the repurchase agreement must exceed the principal value of the agreement by at least two percent and be marked to market daily, and that the term of the agreement must not exceed thirty days;
4. Bonds and other obligations of the State of Ohio;
5. No-load money market mutual funds consisting exclusively of obligations described in items (1) and (2) above and repurchase agreements secured by such obligations, provided that investments in securities described in this division are made only through eligible institutions;
6. The State Treasurer's investment pool (STAR Ohio);
7. Certain banker's acceptance and commercial paper notes for a period not to exceed one hundred eighty days from the purchase date in an amount not to exceed twenty-five percent of the interim monies available for investment at any one time; and,
8. Under limited circumstances, corporate debt interests rated in either of the two highest classifications by at least two nationally recognized rating agencies.

**BUCKEYE CENTRAL LOCAL SCHOOL DISTRICT
CRAWFORD COUNTY, OHIO**

**NOTES TO THE BASIC FINANCIAL STATEMENTS
FOR THE FISCAL YEAR ENDED JUNE 30, 2013**

NOTE 4 - DEPOSITS AND INVESTMENTS - (Continued)

Protection of the District's deposits is provided by the Federal Deposit Insurance Corporation (FDIC), by eligible securities pledged by the financial institution as security for repayment, by surety company bonds deposited with the Treasurer by the financial institution or by a single collateral pool established by the financial institution to secure the repayment of all public monies deposited with the institution.

Investments in stripped principal or interest obligations, reverse repurchase agreements and derivatives are prohibited. The issuance of taxable notes for the purpose of arbitrage, the use of leverage and short selling are also prohibited. An investment must mature within five years from the date of purchase unless matched to a specific obligation or debt of the District, and must be purchased with the expectation that it will be held to maturity. Investments may only be made through specified dealers and institutions. Payment for investments may be made only upon delivery of the securities representing the investments to the Treasurer or, if the securities are not represented by a certificate, upon receipt of confirmation of transfer from the custodian.

A. Cash on Hand

At fiscal year end, the District had \$150 in undeposited cash on hand which is included on the financial statements of the District as part of "equity in pooled cash and cash equivalents".

B. Cash in Segregated Accounts

At June 30, 2013, \$264,416 was on deposit in the District's scholarship account and included in the total amount of deposits reported below; however, this amount is not part of the internal cash pool reported on the balance sheet and statement of net position; it is reported on the statement of fiduciary net position as "cash in segregated accounts".

C. Deposits with Financial Institutions

At June 30, 2013, the carrying amount of all District deposits was \$4,141,430. Based on the criteria described in GASB Statement No. 40, "Deposits and Investment Risk Disclosures", as of June 30, 2013, \$3,454,501 of the District's bank balance of \$4,204,501 was exposed to custodial risk as discussed below, while \$750,000 was covered by the FDIC.

Custodial credit risk is the risk that, in the event of bank failure, the District's deposits may not be returned. All deposits are collateralized with eligible securities in amounts equal to at least 105% of the carrying value of the deposits. Such collateral, as permitted by the Ohio Revised Code, is held in single financial institution collateral pools at Federal Reserve Banks, or at member banks of the federal reserve system, in the name of the respective depository bank and pledged as a pool of collateral against all of the public deposits it holds or as specific collateral held at the Federal Reserve Bank in the name of the District. The District has no deposit policy for custodial credit risk beyond the requirements of State statute. Although the securities were held by the pledging institutions' trust department and all statutory requirements for the deposit of money had been followed, noncompliance with federal requirements could potentially subject the District to a successful claim by the FDIC.

**BUCKEYE CENTRAL LOCAL SCHOOL DISTRICT
CRAWFORD COUNTY, OHIO**

NOTES TO THE BASIC FINANCIAL STATEMENTS
FOR THE FISCAL YEAR ENDED JUNE 30, 2013

NOTE 4 - DEPOSITS AND INVESTMENTS - (Continued)

D. Investments

As of June 30, 2013, the District had the following investments:

<u>Investment type</u>	<u>Fair Value</u>	<u>Investment Maturities 6 months or less</u>
STAR Ohio	\$ 1,932,400	\$ 1,932,400
Total	<u>\$ 1,932,400</u>	<u>\$ 1,932,400</u>

Interest Rate Risk: As a means of limiting its exposure to fair value losses arising from rising interest rates and according to State law, the District's investment policy limits investment portfolio maturities to five years or less.

Credit Risk: Standard & Poor's has assigned STAR Ohio an AAAM money market rating. Ohio law requires that STAR Ohio maintain the highest rating provided by at least one nationally recognized standard rating service. The District's investment policy does not specifically address credit risk beyond requiring the District to only invest in securities authorized by State Statute.

Custodial Credit Risk: For an investment, custodial credit risk is the risk that, in the event of the failure of the counterparty, the District will not be able to recover the value of its investments or collateral securities that are in the possession of an outside party. The District has no investment policy dealing with investment custodial risk beyond the requirement in State statute that prohibits payment for investments prior to the delivery of the securities representing such investments to the Treasurer or qualified trustee.

Concentration of Credit Risk: The District places no limit on the amount that may be invested in any one issuer. The following table includes the percentage of each investment type held by the District at June 30, 2013:

<u>Investment type</u>	<u>Fair Value</u>	<u>% of Total</u>
STAR Ohio	\$ 1,932,400	100.00
Total	<u>\$ 1,932,400</u>	<u>100.00</u>

**BUCKEYE CENTRAL LOCAL SCHOOL DISTRICT
CRAWFORD COUNTY, OHIO**

NOTES TO THE BASIC FINANCIAL STATEMENTS
FOR THE FISCAL YEAR ENDED JUNE 30, 2013

NOTE 4 - DEPOSITS AND INVESTMENTS - (Continued)

E. Reconciliation of Cash and Investments to the Statement of Net Position

The following is a reconciliation of cash and investments as reported in the note above to cash and investments as reported on the statement of net position as of June 30, 2013:

<u>Cash and investments per note</u>	
Carrying amount of deposits	\$ 4,141,430
Investments	1,932,400
Cash on hand	<u>150</u>
Total	<u>\$ 6,073,980</u>
 <u>Cash and investments per statement of net position</u>	
Governmental activities	\$ 5,739,851
Private-purpose trust funds	264,416
Agency funds	<u>69,713</u>
Total	<u>\$ 6,073,980</u>

NOTE 5 - INTERFUND TRANSACTIONS

Interfund transfers for the fiscal year ended June 30, 2013, consisted of the following, as reported on the fund financial statements:

<u>Transfers to nonmajor governmental funds from:</u>	
General fund	<u>\$ 50,000</u>

Transfers are used to (1) move revenues from the fund that statute or budget required to collect them to the fund that statute or budget requires to expend them, (2) and to use unrestricted revenues collected in the general fund to finance various programs accounted for in other funds in accordance with budgetary authorizations.

Transfers between governmental funds are eliminated on the statement of activities.

All transfers made in fiscal year 2013 were in accordance with Ohio Revised Code Sections 5705.14, 5705.15 and 5705.16.

NOTE 6 - PROPERTY TAXES

Property taxes are levied and assessed on a calendar year basis while the District fiscal year runs from July through June. First half tax collections are received by the District in the second half of the fiscal year. Second half tax distributions occur in the first half of the following fiscal year.

**BUCKEYE CENTRAL LOCAL SCHOOL DISTRICT
CRAWFORD COUNTY, OHIO**

**NOTES TO THE BASIC FINANCIAL STATEMENTS
FOR THE FISCAL YEAR ENDED JUNE 30, 2013**

NOTE 6 - PROPERTY TAXES - (Continued)

Property taxes include amounts levied against all real property and public utility property. Real property tax revenues received in calendar year 2013 represent the collection of calendar year 2012 taxes. Real property taxes received in calendar year 2013 were levied after April 1, 2012, on the assessed values as of January 1, 2012, the lien date. Assessed values for real property taxes are established by State statute at 35 percent of appraised market value. Real property taxes are payable annually or semiannually. If paid annually, payment is due December 31; if paid semiannually, the first payment is due December 31, with the remainder payable by June 20. Under certain circumstances, State statute permits alternate payment dates to be established. Public utility property tax revenues received in calendar year 2013 represent the collection of calendar year 2012 taxes. Public utility real and personal property taxes received in calendar year 2013 became a lien on December 31, 2011, were levied after April 1, 2012, and are collected with real property taxes. Public utility real property is assessed at 35 percent of true value; public utility tangible personal property is currently assessed at varying percentages of true value.

The District receives property taxes from Crawford County. The County Auditor periodically advances to the District its portion of the taxes collected. Second-half real property tax payments collected by the County by June 30, 2013, are available to finance fiscal year 2013 operations. The amount available as an advance at June 30, 2013 was \$484,804 in the general fund, \$130,988 in the bond retirement fund and \$9,827 in the classroom facilities maintenance fund (a nonmajor governmental fund). This amount is recorded as revenue. The amount available for advance at June 30, 2012 was \$127,792 in the general fund, \$38,732 in the bond retirement fund and \$2,402 in the classroom facilities maintenance fund (a nonmajor governmental fund). The amount of second-half real property taxes available for advance at fiscal year-end can vary based on the date the tax bills are sent.

Accrued property taxes receivable includes real property, public utility property and delinquent tangible personal property taxes which are measurable as of June 30, 2013 and for which there is an enforceable legal claim. Although total property tax collections for the next fiscal year are measurable, only the amount of real property taxes available as an advance at June 30 was levied to finance current fiscal year operations and is reported as revenue at fiscal year end. The portion of the receivable not levied to finance current fiscal year operations is offset by a credit to deferred inflows.

On the accrual basis of accounting, collectible delinquent property taxes have been recorded as a receivable and revenue, while on a modified accrual basis of accounting the revenue has been reported as a deferred inflow.

**BUCKEYE CENTRAL LOCAL SCHOOL DISTRICT
CRAWFORD COUNTY, OHIO**

NOTES TO THE BASIC FINANCIAL STATEMENTS
FOR THE FISCAL YEAR ENDED JUNE 30, 2013

NOTE 6 - PROPERTY TAXES - (Continued)

The assessed values upon which the fiscal year 2013 taxes were collected are:

	2012 Second Half Collections		2013 First Half Collections	
	<u>Amount</u>	<u>Percent</u>	<u>Amount</u>	<u>Percent</u>
Agricultural/residential and other real estate	\$ 88,094,170	95.28	\$ 97,500,840	95.00
Public utility personal	<u>4,363,940</u>	<u>4.72</u>	<u>5,094,950</u>	<u>5.00</u>
Total	<u>\$ 92,458,110</u>	<u>100.00</u>	<u>\$ 102,595,790</u>	<u>100.00</u>
Tax rate per \$1,000 of assessed valuation for:				
Current	\$45.00		\$45.00	
Debt	7.60		6.00	
Classroom facility maintenance	0.50		0.50	

NOTE 7 - SCHOOL DISTRICT INCOME TAX

The school district income tax (SDIT) is an income tax separate from federal, State, and city income taxes which is earmarked specifically to support school districts. Residents pay the tax through employer withholding, individual quarterly estimates, and annual returns which are remitted to the Ohio Department of Taxation.

Payments are made to the District through the Ohio Department of Taxation. The available money is distributed to the District on a quarterly basis with a summary report for March, June, September, and December. These quarterly reports contain the total gross collections, less refunds and 1.75% for administrative fees, and also includes interest earned. The total available is usually sent to the District within a month of the end of the quarter.

The 1.5% SDIT was passed in November 1989, and collections began January 1, 1990. SDIT revenue received by the general fund during fiscal year 2013 was \$1,569,540.

NOTE 8 - RECEIVABLES

Receivables at June 30, 2013 consisted of taxes, accounts (billings for user charged services and student fees), accrued interest and intergovernmental grants and entitlements. All receivables are considered collectible in full due to the ability to foreclose for the nonpayment of taxes, the stable condition of State programs and the current year guarantee of federal funds. A summary of the items of receivables reported on the statement of net position follows:

Governmental activities:	
Property taxes	\$ 2,574,708
Income taxes	686,875
Accounts	400
Accrued interest	448
Intergovernmental	<u>126,736</u>
Total	<u>\$ 3,389,167</u>

**BUCKEYE CENTRAL LOCAL SCHOOL DISTRICT
CRAWFORD COUNTY, OHIO**

NOTES TO THE BASIC FINANCIAL STATEMENTS
FOR THE FISCAL YEAR ENDED JUNE 30, 2013

NOTE 8 - RECEIVABLES - (Continued)

Receivables have been disaggregated on the face of the basic financial statements. All receivables are expected to be collected in the subsequent year.

NOTE 9 - CAPITAL ASSETS

Capital asset activity for the fiscal year ended June 30, 2013, was as follows:

	<u>Balance</u> <u>06/30/12</u>	<u>Additions</u>	<u>Deductions</u>	<u>Balance</u> <u>06/30/13</u>
Governmental activities:				
<i>Capital assets, not being depreciated:</i>				
Land	\$ 421,398	\$ -	\$ -	\$ 421,398
Total capital assets, not being depreciated	<u>421,398</u>	<u>-</u>	<u>-</u>	<u>421,398</u>
<i>Capital assets, being depreciated:</i>				
Land improvements	326,253	-	-	326,253
Buildings and improvements	25,068,812	188,929	-	25,257,741
Furniture and equipment	513,651	111,922	-	625,573
Vehicles	<u>725,753</u>	<u>-</u>	<u>-</u>	<u>725,753</u>
Total capital assets, being depreciated	<u>26,634,469</u>	<u>300,851</u>	<u>-</u>	<u>26,935,320</u>
<i>Less: accumulated depreciation</i>				
Land improvements	(156,939)	(15,743)	-	(172,682)
Buildings and improvements	(1,416,998)	(506,719)	-	(1,923,717)
Furniture and equipment	(161,978)	(62,771)	-	(224,749)
Vehicles	<u>(543,067)</u>	<u>(36,977)</u>	<u>-</u>	<u>(580,044)</u>
Total accumulated depreciation	<u>(2,278,982)</u>	<u>(622,210)</u>	<u>-</u>	<u>(2,901,192)</u>
Governmental activities capital assets, net	<u>\$ 24,776,885</u>	<u>\$ (321,359)</u>	<u>\$ -</u>	<u>\$ 24,455,526</u>

Depreciation expense was charged to governmental functions as follows:

<u>Instruction:</u>	
Regular	\$ 339,703
Special	13,107
Vocational	10,770
<u>Support services:</u>	
Pupil	2,622
Instructional staff	18,492
Board of education	4,692
Administration	17,705
Fiscal	562
Operations and maintenance	62,566
Pupil transportation	4,131
Operation of non-instructional	10,721
Food service operations	22,204
Extracurricular activities	<u>114,935</u>
Total depreciation expense	<u>\$ 622,210</u>

**BUCKEYE CENTRAL LOCAL SCHOOL DISTRICT
CRAWFORD COUNTY, OHIO**

NOTES TO THE BASIC FINANCIAL STATEMENTS
FOR THE FISCAL YEAR ENDED JUNE 30, 2013

NOTE 10 - CAPITALIZED LEASES - LESSEE DISCLOSURE

During the current year and a prior fiscal year, the District entered into capitalized leases for copiers, computers and equipment. Capital lease payments have been reclassified and are reflected as debt service expenditures in the financial statements for the governmental funds. These expenditures are reported as regular function expenditures on the budgetary statements.

Equipment in the amount of \$223,410 has been capitalized as a capital asset. This amount represents the present value of the minimum lease payments at the time of acquisition. A corresponding liability is recorded in the government-wide financial statements. Principal payments in fiscal year 2013 totaled \$26,579 paid by the general fund. Accumulated depreciation as of June 30, 2013 was \$89,234, leaving a current book value of \$134,176.

The following is a schedule of the future long-term minimum lease payments required under the capital lease and the present value of the future minimum lease payments as of June 30, 2013:

<u>Fiscal Year Ending June 30,</u>		
2014		\$ 54,360
2015		34,014
2016		27,232
2017		27,232
2018		<u>22,693</u>
Total minimum lease payments		165,531
Less amount representing interest		<u>(24,500)</u>
Total		<u>\$ 141,031</u>

NOTE 11 - LONG-TERM OBLIGATIONS

A. During fiscal year 2013, the following activity occurred in the governmental activities long-term obligations:

	<u>Balance</u>	<u>Additions</u>	<u>Reductions</u>	<u>Balance</u>	<u>Amounts</u>
	<u>June 30, 2012</u>			<u>June 30, 2013</u>	<u>Due in</u>
					<u>One Year</u>
General obligation bonds	\$ 7,973,724	\$ 43,216	\$ (225,000)	\$ 7,791,940	\$ 235,000
Capital lease	55,688	111,922	(26,579)	141,031	44,692
Loan payable	384,599	-	(26,624)	357,975	28,039
Compensated absences	<u>302,989</u>	<u>35,882</u>	<u>(48,789)</u>	<u>290,082</u>	<u>68,989</u>
Total governmental activities	<u>\$ 8,717,000</u>	<u>\$ 191,020</u>	<u>\$ (326,992)</u>	8,581,028	<u>\$ 376,720</u>
Add: Unamortized premium on bonds				<u>116,764</u>	
Total on statement of net position				<u>\$ 8,697,792</u>	

Compensated Absences: Compensated absences will be paid from the fund from which the employee's salaries are paid which, for the District, are primarily the general fund and food service fund (a nonmajor governmental fund).

**BUCKEYE CENTRAL LOCAL SCHOOL DISTRICT
CRAWFORD COUNTY, OHIO**

NOTES TO THE BASIC FINANCIAL STATEMENTS
FOR THE FISCAL YEAR ENDED JUNE 30, 2013

NOTE 11 - LONG-TERM OBLIGATIONS - (Continued)

Capital Lease Obligation: See Note 10 for detail on the capital lease obligation.

- B. General Obligation Bonds - Series 2007:** On May 30, 2007, the District issued general obligation bonds to finance building construction and improvements in accordance with the terms of a facilities grant from the Ohio Schools Facilities Commission (OSFC). The total project (hereafter “Construction Project”) encompasses the construction of one new facility to house K-12 and to demolish Buckeye East Elementary, Buckeye North Elementary, Buckeye West Elementary and Buckeye Central High School. This issue is comprised of both current interest bonds, par value \$8,260,000, and capital appreciation bonds, par value \$180,991. The interest rates on the current interest bonds range from 4.00% to 4.25%. The capital appreciation bonds mature on December 1, 2014 (stated interest 12.59%) and December 1, 2015 (stated interest 12.59%) at a redemption price equal to 100% of the principal, plus accrued interest to the redemption date. The accreted value at maturity for the capital appreciation bonds is \$480,000. Total accreted interest of \$195,949 has been included in the statement of net position at June 30, 2013.

These bonds represent the amount of the Construction Project that the District itself was required to finance, in accordance with the terms of the facilities grant from OSFC. The total cost of the construction project was \$21,284,160, of which OSFC paid \$16,924,895.

In conjunction with the 5.8 mils which support the bond issue, the District also passed in fiscal year 2007 a .5 mil levy to ultimately fund the maintenance costs of the new facilities.

These bonds are general obligations of the District for which the full faith and credit of the District is pledged for repayment. Accordingly, such unmatured obligations of the District are accounted for in the statement of net position. Payments of principal and interest relating to this bond are recorded as an expenditure in the debt service fund.

Interest payments on the current interest bonds are due on June 1 and December 1 each year. The final maturity stated in the issue is December 1, 2035.

The following is a schedule of activity for fiscal year 2013 on the 2007 series bonds:

	Balance			Balance
	<u>June 30, 2012</u>	<u>Additions</u>	<u>Reductions</u>	<u>June 30, 2013</u>
Current interest bonds -				
2007 Series	\$ 7,640,000	\$ -	\$(225,000)	\$ 7,415,000
Capital appreciation bonds -				
2007 Series	180,991	-	-	180,991
Capital appreciation bonds -				
Accreted Interest	<u>152,733</u>	<u>43,216</u>	<u>-</u>	<u>195,949</u>
Total	<u>\$ 7,973,724</u>	<u>\$ 43,216</u>	<u>\$(225,000)</u>	<u>\$ 7,791,940</u>

**BUCKEYE CENTRAL LOCAL SCHOOL DISTRICT
CRAWFORD COUNTY, OHIO**

NOTES TO THE BASIC FINANCIAL STATEMENTS
FOR THE FISCAL YEAR ENDED JUNE 30, 2013

NOTE 11 - LONG-TERM OBLIGATIONS - (Continued)

The following is a summary of the future debt service requirements to maturity for the 2007 series bonds:

Fiscal Year Ending June 30,	Current Interest Bonds			Capital Appreciation Bonds		
	Principal	Interest	Total	Principal	Interest	Total
2014	\$ 235,000	\$ 298,723	\$ 533,723	\$ -	\$ -	\$ -
2015	-	294,022	294,022	96,014	143,986	240,000
2016	-	294,023	294,023	84,977	155,023	240,000
2017	240,000	289,223	529,223	-	-	-
2018	250,000	279,423	529,423	-	-	-
2019 - 2023	1,400,000	1,236,115	2,636,115	-	-	-
2024 - 2028	1,715,000	925,615	2,640,615	-	-	-
2029 - 2033	2,090,000	541,530	2,631,530	-	-	-
2034 - 2036	1,485,000	96,369	1,581,369	-	-	-
Total	<u>\$ 7,415,000</u>	<u>\$ 4,255,043</u>	<u>\$ 11,670,043</u>	<u>\$ 180,991</u>	<u>\$ 299,009</u>	<u>\$ 480,000</u>

- C. **Loans Payable:** On July 11, 2002, the Board of Education passed a resolution to approve an agreement to assume operations of Bloomville Elementary School from the Tiffin City School District. The affected territory is contiguous with the existing District boundaries. In September 2002, the Ohio Department of Education approved the District's application for approval of this transaction.

The agreement provided that the Tiffin City School District would transfer ownership of all Bloomville elementary real and personal property to the District, and the District will pay the pro rata share of Tiffin City School District's general obligation debt, which amounts to \$23,235 semi-annually including interest.

The remaining balance of the debt, including interest, at June 30, 2013, is \$464,701 and matures in 2023. The District receives tax revenue related to the new boundaries. The District demolished the building related to the transfer of assets in fiscal year 2010 and sold the land in fiscal year 2011. The assets were taken off the capital asset activities in the appropriate years. The activity related to this transaction has been reclassified and is reflected as debt service expenditures in the financial statements for the governmental funds. These expenditures are reported as function expenditures on the budgetary statements in the general fund.

The following is a summary of the future debt service requirements for the loan payable to Tiffin City School District:

Fiscal Year Ending June 30,	Principal	Interest	Total
2014	\$ 28,039	\$ 18,431	\$ 46,470
2015	29,531	16,939	46,470
2016	31,101	15,369	46,470
2017	32,756	13,714	46,470
2018	34,499	11,971	46,470
2019 - 2023	202,048	30,303	232,351
Total	<u>\$ 357,974</u>	<u>\$ 106,727</u>	<u>\$ 464,701</u>

**BUCKEYE CENTRAL LOCAL SCHOOL DISTRICT
CRAWFORD COUNTY, OHIO**

**NOTES TO THE BASIC FINANCIAL STATEMENTS
FOR THE FISCAL YEAR ENDED JUNE 30, 2013**

NOTE 11 - LONG-TERM OBLIGATIONS - (Continued)

D. Legal Debt Margin

The Ohio Revised Code provides that voted net general obligation debt of the District shall never exceed 9% of the total assessed valuation of the District. The code further provides that unvoted indebtedness shall not exceed 1/10 of 1% of the property valuation of the District. The code additionally states that unvoted indebtedness related to energy conservation debt shall not exceed 9/10 of 1% of the property valuation of the District. The assessed valuation used in determining the District's legal debt margin has been modified by House Bill 530 which became effective March 30, 2006. In accordance with House Bill 530, the assessed valuation used in the District's legal debt margin calculation excluded tangible personal property used in business, telephone or telegraph property, interexchange telecommunications company property, and personal property owned or leased by a railroad company and used in railroad operations. The effects of these debt limitations at June 30, 2013, are a voted debt margin of \$2,597,563 (including available funds of \$959,933) and an unvoted debt margin of \$102,596.

NOTE 12 - RISK MANAGEMENT

A. Comprehensive

The District is subject to various risks of loss related to torts, theft of, damage to, and destruction of assets, errors and omissions, injuries to employees and natural disasters.

The District maintains property insurance with Dawson Companies for real property and building contents. Real property and contents are insured for \$30,341,596. General liability is protected by KMU, with a \$2,000,000 annual aggregate/\$1,000,000 single occurrence limit and \$6,000,000 excess liability coverage. The bus fleet is also covered by Dawson Companies.

Settled claims resulting from these risks have not exceeded commercial coverage in any of the past three fiscal years. There was no significant reduction in coverage from the prior year.

B. Employee Health Insurance

The District has joined together with Carey Exempted Village Schools, Colonel Crawford Local Schools, Galion City School District, Shelby City School District, Triway Local School District and Upper Sandusky Exempted Village Schools to form the Wyandot Crawford Health Benefit Plan (WCHBP), a public entity shared risk pool, operating as a common risk management and insurance program for the member Districts. The plan was organized to provide benefit coverage for employees, dependents and designated beneficiaries of such employees. The Huntington National Bank serves as trustee for the Wyandot-Crawford Health Benefit Plan. The District pays an annual premium to the pool for its general insurance coverage. The risk of loss transfers entirely from the District to WCHBP. The Agreement for formation of the WCHBP provides that the WCHBP will be self-sustaining through member premiums and will reinsure through commercial companies for claims in excess of \$150,000 for each insured event.

**BUCKEYE CENTRAL LOCAL SCHOOL DISTRICT
CRAWFORD COUNTY, OHIO**

NOTES TO THE BASIC FINANCIAL STATEMENTS
FOR THE FISCAL YEAR ENDED JUNE 30, 2013

NOTE 12 - RISK MANAGEMENT - (Continued)

C. Workers' Compensation

The District participates in the Ohio School Boards Association (OSBA) Workers' Compensation Group Rating Program (GRP), an insurance purchasing pool (see Note 2.A.). The GRP's business and affairs are conducted by a three member Board of Directors consisting of the President, the President-Elect and the Immediate Past President of the OSBA. The Executive Director of the OSBA, or his/her designee, serves as coordinator of the program. Each year, the participating school districts pay an enrollment fee to the GRP to cover the costs of administering the program.

The intent of the GRP is to achieve the benefit of a reduced premium for the District by virtue of its grouping and representation with other participants. The workers' compensation experience of the participating school districts is calculated as one and a common premium rate is applied to participants. Participation in the GRP is limited to school districts that can meet the selection criteria. The firm of CompManagement, Inc. provides administrative, cost control and actuarial services to the GRP.

NOTE 13 - PENSION PLANS

A. School Employees Retirement System

Plan Description - The District contributes to the School Employees Retirement System (SERS), a cost-sharing, multiple-employer defined benefit pension plan. SERS provides retirement, disability, survivor benefits, annual cost-of-living adjustments, and death benefits to plan members and beneficiaries. Authority to establish and amend benefits is provided by Chapter 3309 of the Ohio Revised Code. SERS issues a publicly available, stand-alone financial report that includes financial statements and required supplementary information. That report may be obtained by writing to the School Employees Retirement System, 300 East Broad Street, Suite 100, Columbus, Ohio 43215-3746. It is also posted on the SERS' Ohio website, www.ohsers.org, under "*Employers/Audit Resources*".

Funding Policy - Plan members are required to contribute 10 percent of their annual covered salary and the District is required to contribute at an actuarially determined rate. The current District rate is 14 percent of annual covered payroll. A portion of the District's contribution is used to fund pension obligations with the remainder being used to fund health care benefits. For fiscal year 2013, 13.05 percent and 0.05 percent of annual covered salary was the portion used to fund pension obligations and death benefits, respectively. The contribution requirements of plan members and employers are established and may be amended by the SERS' Retirement Board up to a statutory maximum amount of 10 percent for plan members and 14 percent for employers. Chapter 3309 of the Ohio Revised Code provides statutory authority for member and employer contributions. The District's required contributions for pension obligations and death benefits to SERS for the fiscal years ended June 30, 2013, 2012 and 2011 were \$118,088, \$121,462 and \$114,008, respectively; 71.45 percent has been contributed for fiscal year 2013 and 100 percent for fiscal years 2012 and 2011.

B. State Teachers Retirement System of Ohio

Plan Description - The District participates in the State Teachers Retirement System of Ohio (STRS Ohio), a cost-sharing, multiple-employer public employee retirement plan. STRS Ohio provides retirement and disability benefits to members and death and survivor benefits to beneficiaries. STRS Ohio issues a stand-alone financial report that may be obtained by writing to STRS Ohio, 275 E. Broad St., Columbus, OH 43215-3771, by calling (888) 227-7877, or by visiting the STRS Ohio website at www.strsoh.org, under "*Publications*".

**BUCKEYE CENTRAL LOCAL SCHOOL DISTRICT
CRAWFORD COUNTY, OHIO**

**NOTES TO THE BASIC FINANCIAL STATEMENTS
FOR THE FISCAL YEAR ENDED JUNE 30, 2013**

NOTE 13 - PENSION PLANS - (Continued)

New members have a choice of three retirement plans, a Defined Benefit (DB) Plan, a Defined Contribution (DC) Plan and a Combined Plan. The DB plan offers an annual retirement allowance based on final average salary times a percentage that varies based on years of service, or an allowance based on a member's lifetime contributions and earned interest matched by STRS Ohio funds divided by an actuarially determined annuity factor. The DC Plan allows members to place all their member contributions and employer contributions equal to 10.5 percent of earned compensation into an investment account. Investment decisions are made by the member. A member is eligible to receive a retirement benefit at age 50 and termination of employment. The member may elect to receive a lifetime monthly annuity or a lump sum withdrawal. The Combined Plan offers features of both the DC Plan and the DB Plan. In the Combined Plan, member contributions are invested by the member, and employer contributions are used to fund the defined benefit payment at a reduced level from the regular DB Plan. The DB portion of the Combined Plan payment is payable to a member on or after age 60; the DC portion of the account may be taken as a lump sum or converted to a lifetime monthly annuity at age 50. Benefits are established by Chapter 3307 of the Ohio Revised Code.

A DB or Combined Plan member with five or more years credited service who becomes disabled may qualify for a disability benefit. Eligible spouses and dependents of these active members who die before retirement may qualify for survivor benefits. Members in the DC Plan who become disabled are entitled only to their account balance. If a member of the DC Plan dies before retirement benefits begin, the member's designated beneficiary is entitled to receive the member's account balance.

Funding Policy - For fiscal year 2013, plan members were required to contribute 10 percent of their annual covered salaries. The District was required to contribute 14 percent; 13 percent was the portion used to fund pension obligations. Contribution rates are established by the State Teachers Retirement Board, upon recommendations of its consulting actuary, not to exceed statutory maximum rates of 10 percent for members and 14 percent for employers. Chapter 3307 of the Ohio Revised Code provides statutory authority for member and employer contributions.

The District's required contributions for pension obligations to STRS Ohio for the fiscal years ended June 30, 2013, 2012 and 2011 were \$406,148, \$423,782 and \$428,826, respectively; 83.52 percent has been contributed for fiscal year 2013 and 100 percent for fiscal years 2012 and 2011. Contributions to the DC and Combined Plans for fiscal year 2013 were \$15,242 made by the District and \$10,887 made by the plan members.

C. Social Security System

Effective July 1, 1991, all employees not otherwise covered by the SERS/STRS Ohio have an option to choose Social Security or the SERS/STRS Ohio. As of June 30, 2013, certain members of the Board of Education have elected Social Security. The District's liability is 6.2 percent of wages paid.

**BUCKEYE CENTRAL LOCAL SCHOOL DISTRICT
CRAWFORD COUNTY, OHIO**

**NOTES TO THE BASIC FINANCIAL STATEMENTS
FOR THE FISCAL YEAR ENDED JUNE 30, 2013**

NOTE 14 - POSTEMPLOYMENT BENEFITS

A. School Employees Retirement System

Plan Description - The District participates in two cost-sharing, multiple employer postemployment benefit plans administered by the School Employees Retirement System (SERS) for non-certificated retirees and their beneficiaries, a Health Care Plan and a Medicare Part B Plan. The Health Care Plan includes hospitalization and physicians' fees through several types of plans including HMO's, PPO's, Medicare Advantage, and traditional indemnity plans. A prescription drug program is also available to those who elect health coverage. SERS employs two third-party administrators and a pharmacy benefit manager to manage the self-insurance and prescription drug plans, respectively. The Medicare Part B Plan reimburses Medicare Part B premiums paid by eligible retirees and beneficiaries as set forth in Section 3309.69 of the Ohio Revised Code. Qualified benefit recipients who pay Medicare Part B premiums may apply for and receive a monthly reimbursement from SERS. The reimbursement amount is limited by statute to the lesser of the January 1, 1999 Medicare Part B premium or the current premium. The Medicare Part B monthly premium for calendar year 2013 was \$104.90 for most participants, but could be as high as \$335.70 per month depending on their income and the SERS' reimbursement to retirees was \$45.50. Benefit provisions and the obligations to contribute are established by the System based on authority granted by State statute. The financial reports of both Plans are included in the SERS Comprehensive Annual Financial Report which is available by contacting SERS at 300 East Broad St., Suite 100, Columbus, Ohio 43215-3746. It is also posted on the SERS' Ohio website, www.ohsers.org, under "Employers/Audit Resources".

Funding Policy - State statute permits SERS to fund the health care benefits through employer contributions. Each year, after the allocation for statutorily required benefits, the Retirement Board allocates the remainder of the employer contribution of 14 percent of covered payroll to the Health Care Fund. The Health Care Fund was established and is administered in accordance with Internal Revenue Code Section 105(e). For 2013, 0.16 percent of covered payroll was allocated to health care. An additional health care surcharge on employers is collected for employees earning less than an actuarially determined minimum compensation amount, pro-rated according to service credit earned. Statutes provide that no employer shall pay a health care surcharge greater than 2.0 percent of that employer's SERS-covered payroll; nor may SERS collect in aggregate more than 1.5 percent of the statewide SERS-covered payroll for the health care surcharge. For fiscal year 2013, the actuarially determined amount was \$20,525.

Active members do not contribute to the postemployment benefit plans. The Retirement Board establishes the rules for the premiums paid by the retirees for health care coverage for themselves and their dependents or for their surviving beneficiaries. Premiums vary depending on the plan selected, qualified years of service, Medicare eligibility and retirement status.

The District's contributions for health care (including surcharge) for the fiscal years ended June 30, 2013, 2012 and 2011 were \$15,859, \$19,691 and \$27,727, respectively; 71.45 percent has been contributed for fiscal year 2013 and 100 percent for fiscal years 2012 and 2011.

The Retirement Board, acting with advice of the actuary, allocates a portion of the employer contribution to the Medicare B Fund. For fiscal year 2013, this actuarially required allocation was 0.74 percent of covered payroll. The District's contributions for Medicare Part B for the fiscal years ended June 30, 2013, 2012, and 2011 were \$6,671, \$7,173 and \$7,337, respectively; 71.45 percent has been contributed for fiscal year 2013 and 100 percent for fiscal years 2012 and 2011.

**BUCKEYE CENTRAL LOCAL SCHOOL DISTRICT
CRAWFORD COUNTY, OHIO**

NOTES TO THE BASIC FINANCIAL STATEMENTS
FOR THE FISCAL YEAR ENDED JUNE 30, 2013

NOTE 14 - POSTEMPLOYMENT BENEFITS - (Continued)

B. State Teachers Retirement System of Ohio

Plan Description - The District contributes to the cost sharing, multiple employer defined benefit Health Plan (the "Plan") administered by the State Teachers Retirement System of Ohio (STRS Ohio) for eligible retirees who participated in the defined benefit or combined pension plans offered by STRS Ohio. Benefits include hospitalization, physicians' fees, prescription drugs and reimbursement of monthly Medicare Part B premiums. The Plan is included in the report of STRS Ohio which may be obtained by visiting www.strsoh.org, under "Publications" or by calling (888) 227-7877.

Funding Policy - Ohio law authorizes STRS Ohio to offer the Plan and gives the Retirement Board authority over how much, if any, of the health care costs will be absorbed by STRS Ohio. Active employee members do not contribute to the Plan. All benefit recipients pay a monthly premium. Under Ohio law, funding for post-employment health care may be deducted from employer contributions. For 2013, STRS Ohio allocated employer contributions equal to 1 percent of covered payroll to the Health Care Stabilization Fund. The District's contributions for health care for the fiscal years ended June 30, 2013, 2012 and 2011 were \$31,242, \$32,599 and \$32,987, respectively; 83.52 percent has been contributed for fiscal year 2013 and 100 percent for fiscal years 2012 and 2011.

NOTE 15 - BUDGETARY BASIS OF ACCOUNTING

While reporting financial position, results of operations, and changes in fund balance on the basis of generally accepted accounting principles (GAAP), the budgetary basis as provided by law is based upon accounting for certain transactions on a basis of cash receipts and disbursements.

The statement of revenue, expenditures and changes in fund balance - budget and actual (non-GAAP budgetary basis) presented for the general fund is presented on the budgetary basis to provide a meaningful comparison of actual results with the budget. The major differences between the budget basis and the GAAP basis are that:

- (a) Revenues and other financing sources are recorded when received in cash (budget basis) as opposed to when susceptible to accrual (GAAP basis);
- (b) Expenditures and other financing uses are recorded when paid in cash (budget basis) as opposed to when the liability is incurred (GAAP basis);
- (c) In order to determine compliance with Ohio law, and to reserve that portion of the applicable appropriation, total outstanding encumbrances (budget basis) are recorded as the equivalent of an expenditure, as opposed to assigned or committed fund balance for that portion of outstanding encumbrances not already recognized as an account payable (GAAP basis);
- (d) Some funds are included in the general fund (GAAP basis), but have separate legally adopted budgets (budget basis).

**BUCKEYE CENTRAL LOCAL SCHOOL DISTRICT
CRAWFORD COUNTY, OHIO**

NOTES TO THE BASIC FINANCIAL STATEMENTS
FOR THE FISCAL YEAR ENDED JUNE 30, 2013

NOTE 15 - BUDGETARY BASIS OF ACCOUNTING - (Continued)

The adjustments necessary to convert the results of operations for the year on the budget basis to the GAAP basis for the general fund is as follows:

Net Change in Fund Balance

	<u>General fund</u>
Budget basis	\$ 6,400
Net adjustment for revenue accruals	443,431
Net adjustment for expenditure accruals	(96,118)
Net adjustment for other sources/uses	106,182
Funds budgeted elsewhere	(735)
Adjustment for encumbrances	167,680
GAAP basis	\$ 626,840

Certain funds that are legally budgeted in separate special revenue funds are considered part of the general fund on a GAAP basis. This includes the special trust fund, uniform school supplies, underground storage tank fund and the public school support fund.

NOTE 16 - CONTINGENCIES

A. Grants

The District receives significant financial assistance from numerous federal, State and local agencies in the form of grants. The disbursement of funds received under these programs generally requires compliance with terms and conditions specified in the grant agreements and are subject to audit by the grantor agencies. Any disallowed claims resulting from such audits could become a liability of the District. However, in the opinion of management, any such disallowed claims will not have a material effect on the financial position of the District.

B. Litigation

The District is involved in no material litigation as either plaintiff or defendant.

NOTE 17 - SET-ASIDES

The District is required by State law to annually set-aside certain general fund revenue amounts, as defined by statutory formula, for the acquisition and construction of capital improvements. Amounts not spent by the end of the fiscal year or offset by similarly restricted resources received during the year must be held in cash at fiscal year-end. This amount must be carried forward to be used for the same purpose in future years. Expenditures exceeding the set-aside requirement may not be carried forward to the next fiscal year.

The following cash-basis information describes the change in the fiscal year-end set-aside amount for capital improvements. Disclosure of this information is required by State statute.

**BUCKEYE CENTRAL LOCAL SCHOOL DISTRICT
CRAWFORD COUNTY, OHIO**

NOTES TO THE BASIC FINANCIAL STATEMENTS
FOR THE FISCAL YEAR ENDED JUNE 30, 2013

NOTE 17 - SET-ASIDES - (Continued)

	<u>Capital Improvements</u>
Set-aside balance June 30, 2012	\$ -
Current year set-aside requirement	121,762
Contributions in excess of the current fiscal year set-aside requirement	-
Current year qualifying expenditures	(162,329)
Excess qualified expenditures from prior years	-
Current year offsets	-
Waiver granted by ODE	-
Prior year offset from bond proceeds	-
Total	<u><u>\$ (40,567)</u></u>
Balance carried forward to fiscal year 2014	<u><u>\$ -</u></u>
Set-aside balance June 30, 2013	<u><u>\$ -</u></u>

NOTE 18 - OTHER COMMITMENTS

The District utilizes encumbrance accounting as part of its budgetary controls. Encumbrances outstanding at year-end are reservations of fund balance for subsequent-year expenditures and may be reported as part of restricted, committed, or assigned classifications of fund balance. At year end, the District's commitments for encumbrances in the governmental funds were as follows:

<u>Fund Type</u>	<u>Year-End Encumbrances</u>
General fund	\$ 106,408
Classroom facilities fund	6,971
Nonmajor governmental funds	<u>16,557</u>
Total	<u><u>\$ 129,936</u></u>

SUPPLEMENTARY DATA

BUCKEYE CENTRAL LOCAL SCHOOL DISTRICT
SCHEDULE OF RECEIPTS AND EXPENDITURES OF FEDERAL AWARDS
FOR THE FISCAL YEAR ENDED JUNE 30, 2013

FEDERAL GRANTOR/ SUB GRANTOR/ PROGRAM TITLE	CFDA NUMBER	(A) PASS-THROUGH GRANT NUMBER	(B) CASH FEDERAL RECEIPTS	(B) CASH FEDERAL DISBURSEMENTS
U.S. DEPARTMENT OF AGRICULTURE PASSED THROUGH THE OHIO DEPARTMENT OF EDUCATION				
Child Nutrition Grant Cluster:				
(D) (E) School Breakfast Program	10.553	2013	\$ 28,657	\$ 28,657
(D) (E) National School Lunch Program	10.555	2013	126,012	126,012
(C) (D) National School Lunch Program - Food Donation	10.555	2013	19,250	19,250
Total National School Lunch Program			<u>145,262</u>	<u>145,262</u>
Total Child Nutrition Grant Cluster			<u>173,919</u>	<u>173,919</u>
Total U.S. Department of Agriculture			<u>173,919</u>	<u>173,919</u>
U.S. DEPARTMENT OF EDUCATION PASSED THROUGH THE OHIO DEPARTMENT OF EDUCATION				
(F) Title I Grants to Local Educational Agency:	84.010	2012	(3,550)	8,525
(F) Title I Grants to Local Educational Agency:	84.010	2013	170,163	163,093
Total Title I Grants to Local Educational Agency:			<u>166,613</u>	<u>171,618</u>
Special Education_Grants to States	84.027	2012	18,751	24,192
Special Education_Grants to States	84.027	2013	125,414	122,971
Total Special Education_Grants to State:			<u>144,165</u>	<u>147,163</u>
Improving Teacher Quality State Grants	84.367	2013	19,235	17,210
Total U.S. Department of Education			<u>330,013</u>	<u>335,991</u>
Total Federal Financial Assistance			<u>\$ 503,932</u>	<u>\$ 509,910</u>

Notes to the Schedule of Receipts and Expenditures of Federal Awards:

- (A) OAKS did not assign pass-through numbers for fiscal year 2013.
- (B) This schedule was prepared on the cash basis of accounting.
- (C) The Food Donation Program is a non-cash, in kind, federal grant. Commodities are reported at the entitlement value
- (D) Included as part of "Child Nutrition Grant Cluster" in determining major programs.
- (E) Commingled with state and local revenue from sales of breakfast and lunches; assumed expenditures were made on a first-in, first-out basis.
- (F) The District generally must spend Federal assistance within 15 months of receipt (funds must be obligated by June 30th and spent by September 30th). However, with Ohio Department of Education ("ODE")'s approval, a District may transfer unspent Federal assistance to the succeeding year, thus allowing the District a total of 27 months to spend the assistance. Schools can document this by using special cost centers for each year's activity, and transferring the amounts ODE approves between the cost centers. During fiscal year 2013, the ODE authorized the following transfers:

Program Title	CFDA Number	Grant Year	Transfers Out	Transfers In
Title I Grants to Local Educational Agency:	84.010	2012	\$ 3,550	
Title I Grants to Local Educational Agency:	84.010	2013		\$ 3,550
Totals			<u>\$ 3,550</u>	<u>\$ 3,550</u>



Julian & Grube, Inc.
Serving Ohio Local Governments

333 County Line Rd. West, Westerville, OH 43082 Phone: 614.846.1899 Fax: 614.846.2799

**Independent Auditor's Report on Internal Control Over Financial Reporting and on
Compliance and Other Matters Required by *Government Auditing Standards***

Buckeye Central Local School District
Crawford County
938 S. Kibler Street
New Washington, Ohio 44854

To the Board of Education:

We have audited, in accordance with auditing standards generally accepted in the United States and the Comptroller General of the United States' *Government Auditing Standards*, the financial statements of the governmental activities, each major fund, and the aggregate remaining fund information of the Buckeye Central Local School District, Crawford County, Ohio, as of and for the fiscal year ended June 30, 2013, and the related notes to the financial statements, which collectively comprise the Buckeye Central Local School District's basic financial statements and have issued our report thereon dated December 20, 2013.

Internal Control Over Financial Reporting

As part of our financial statement audit, we considered the Buckeye Central Local School District's internal control over financial reporting (internal control) to determine the audit procedures appropriate in the circumstances to the extent necessary to support our opinions on the financial statements, but not to the extent necessary to opine on the effectiveness of the Buckeye Central Local School District's internal control. Accordingly, we have not opined on it.

A *deficiency in internal control* exists when the design or operation of a control does not allow management or employees, when performing their assigned functions, to prevent, or detect and timely correct misstatements. A *material weakness* is a deficiency, or combination of internal control deficiencies resulting in a reasonable possibility that internal control will not prevent or detect and timely correct a material misstatement of the Buckeye Central Local School District's financial statements. A *significant deficiency* is a deficiency, or a combination of deficiencies, in internal control that is less severe than a material weakness, yet important enough to merit attention by those charged with governance.

Our consideration of internal control was for the limited purpose described in the first paragraph of this section and was not designed to identify all internal control deficiencies that might be material weaknesses or significant deficiencies. Given these limitations, we did not identify any deficiencies in internal control that we consider material weaknesses. However, unidentified material weaknesses may exist.

Board of Education
Buckeye Central Local School District

Compliance and Other Matters

As part of reasonably assuring whether the Buckeye Central Local School District's financial statements are free of material misstatement, we tested its compliance with certain provisions of laws, regulations, contracts, and grant agreements, noncompliance with which could directly and materially affect the determination of financial statement amounts. However, opining on compliance with those provisions was not an objective of our audit and accordingly, we do not express an opinion. The results of our tests disclosed no instances of noncompliance or other matters we must report under *Government Auditing Standards*.

Purpose of this Report

This report only describes the scope of our internal control and compliance testing and our testing results, and does not opine on the effectiveness of the Buckeye Central Local School District's internal control or on compliance. This report is an integral part of an audit performed under *Government Auditing Standards* in considering the Buckeye Central Local School District's internal control and compliance. Accordingly, this communication is not suitable for any other purpose.

A handwritten signature in cursive script that reads "Julian & Grube, Inc.".

Julian & Grube, Inc.
December 20, 2013



Julian & Grube, Inc.
Serving Ohio Local Governments

333 County Line Rd. West, Westerville, OH 43082 Phone: 614.846.1899 Fax: 614.846.2799

**Independent Auditor's Report on Compliance With Requirements Applicable to Each
Major Federal Program and on Internal Control Over Compliance
Required by OMB Circular A-133**

Board of Education
Buckeye Central Local School District
Crawford County
938 S. Kibler Street
New Washington, Ohio 44854

To the Board of Education:

Report on Compliance for Each Major Federal Program

We have audited the Buckeye Central Local School District's compliance with the applicable requirements described in the U.S. Office of Management and Budget (OMB) *Circular A-133, Compliance Supplement* that could directly and materially affect the Buckeye Central Local School District's major federal program for the fiscal year ended June 30, 2013. The *Summary of Audit Results* in the accompanying schedule of findings identifies the Buckeye Central Local School District's major federal program.

Management's Responsibility

The Buckeye Central Local School District's Management is responsible for complying with the requirements of laws, regulations, contracts, and grants applicable to its federal programs.

Auditor's Responsibility

Our responsibility is to opine on the Buckeye Central Local School District's compliance for each of the Buckeye Central Local School District's major federal programs based on our audit of the applicable compliance requirements referred to above. Our compliance audit followed auditing standards generally accepted in the United States of America; the standards for financial audits included in the Comptroller General of the United States' *Government Auditing Standards*; and OMB Circular A-133, *Audits of States, Local Governments, and Non-Profit Organizations*. These standards and OMB Circular A-133 require us to plan and perform the audit to reasonably assure whether noncompliance with the applicable compliance requirements referred to above that could directly and materially affect a major federal program occurred. An audit includes examining, on a test basis, evidence about the Buckeye Central Local School District's compliance with those requirements and performing such other procedures as we considered necessary in the circumstances.

We believe our audit provides a reasonable basis for our compliance opinion on the Buckeye Central Local School District's major program. However, our audit does not provide a legal determination of the Buckeye Central Local School District's compliance.

Opinion on the Major Federal Program

In our opinion, the Buckeye Central Local School District complied, in all material respects with the compliance requirements referred to above that could directly and materially affect its major federal program for the fiscal year ended June 30, 2013.

Board of Education
Buckeye Central Local School District

Report on Internal Control Over Compliance

The Buckeye Central Local School District's management is responsible for establishing and maintaining effective internal control over compliance with the applicable compliance requirements referred to above. In planning and performing our compliance audit, we considered the Buckeye Central Local School District's internal control over compliance with the applicable requirements that could directly and materially affect a major federal program, to determine our auditing procedures appropriate for opining on each major federal program's compliance and to test and report on internal control over compliance in accordance with OMB Circular A-133, but not to the extent needed to opine on the effectiveness of internal control over compliance. Accordingly, we have not opined on the effectiveness of the Buckeye Central Local School District's internal control over compliance.

A deficiency in internal control over compliance exists when the design or operation of a control over compliance does not allow management or employees, when performing their assigned functions, to prevent, or to timely detect and correct, noncompliance with a federal program's applicable compliance requirement. *A material weakness in internal control over compliance* is a deficiency, or combination of deficiencies, in internal control over compliance, such that there is a reasonable possibility that material noncompliance with a federal program compliance requirement will not be prevented, or timely detected and corrected. *A significant deficiency in internal control over compliance* is a deficiency, or a combination of deficiencies, in internal control over compliance with federal program's applicable compliance requirement that is less severe than a material weakness in internal control over compliance, yet important enough to merit attention by those charged with governance.

Our consideration of internal control over compliance was for the limited purpose described in the first paragraph of this section and would not necessarily identify all deficiencies in internal control over compliance that might be material weaknesses or significant deficiencies. We did not identify any deficiencies in internal control over compliance that we consider to be material weaknesses. However, material weaknesses may exist that have not been identified.

This report only describes the scope of our internal control compliance tests and the results of this testing based on OMB Circular A-133 requirements. Accordingly, this report is not suitable for any other purpose.



Julian & Grube, Inc.
December 20, 2013

**BUCKEYE CENTRAL LOCAL SCHOOL DISTRICT
CRAWFORD COUNTY, OHIO**

**SCHEDULE OF FINDINGS
OMB CIRCULAR A-133 § .505
JUNE 30, 2013**

1. SUMMARY OF AUDITOR'S RESULTS		
<i>(d)(1)(i)</i>	<i>Type of Financial Statement Opinion</i>	Unmodified
<i>(d)(1)(ii)</i>	<i>Were there any material control weaknesses reported at the financial statement level (GAGAS)?</i>	No
<i>(d)(1)(ii)</i>	<i>Were there any significant deficiencies in internal control reported at the financial statement level (GAGAS)?</i>	No
<i>(d)(1)(iii)</i>	<i>Was there any reported material noncompliance at the financial statement level (GAGAS)?</i>	No
<i>(d)(1)(iv)</i>	<i>Were there any material internal control weaknesses reported for major federal programs?</i>	No
<i>(d)(1)(iv)</i>	<i>Were there any significant deficiencies in internal control reported for major federal programs?</i>	No
<i>(d)(1)(v)</i>	<i>Type of Major Programs' Compliance Opinion</i>	Unmodified
<i>(d)(1)(vi)</i>	<i>Are there any reportable findings under §.510(a)?</i>	No
<i>(d)(1)(vii)</i>	<i>Major Program (listed):</i>	Title I Grants to Local Educational Agencies, CFDA #84.010
<i>(d)(1)(viii)</i>	<i>Dollar Threshold: Type A/B Programs</i>	Type A: > \$300,000 Type B: all others
<i>(d)(1)(ix)</i>	<i>Low Risk Auditee?</i>	Yes

**2. FINDING RELATED TO THE BASIC FINANCIAL STATEMENTS
REQUIRED TO BE REPORTED IN ACCORDANCE WITH GAGAS**

None


3. FINDINGS AND QUESTIONED COSTS FOR FEDERAL AWARDS

None

**BUCKEYE CENTRAL LOCAL SCHOOL DISTRICT
CRAWFORD COUNTY, OHIO**

**STATUS OF PRIOR AUDIT FINDINGS
OMB CIRCULAR A-133 § .505
JUNE 30, 2013**

<u>Finding Number</u>	<u>Finding Summary</u>	<u>Fully Corrected?</u>	Not Corrected, Partially Corrected; Significantly Different Corrective Action Taken; or Finding No Longer <u>Valid</u>; <u>Explain:</u>
2012-BCLSD-001	<u>Significant Deficiency - Financial Statement Presentation</u> - Misstatements in the financial statements were not initially identified by the District's internal control.	Yes	N/A



Julian & Grube, Inc.
Serving Ohio Local Governments

333 County Line Rd. West, Westerville, OH 43082 Phone: 614.846.1899 Fax: 614.846.2799

Independent Accountants' Report on Applying Agreed-Upon Procedure

Buckeye Central Local School District
Crawford County
98 S. Kibler Street
New Washington, Ohio 44854

To the Board of Education:

Ohio Rev. Code Section 117.53 states "the auditor of state shall identify whether the school district or community school has adopted an anti-harassment policy in accordance with Section 3313.666 of the Revised Code. This determination shall be recorded in the audit report. The auditor of state shall not prescribe the content or operation of any anti-harassment policy adopted by a school district or community school."

Accordingly, we have performed the procedure enumerated below, which was agreed to by the Board solely to assist the Board in evaluating whether the Buckeye Central Local School District has updated its anti-harassment policy in accordance with Ohio Rev. Code Section 3313.666. Management is responsible for complying with this requirement. This agreed-upon procedure engagement was conducted in accordance with attestation standards established by the American Institute of Certified Public Accountants. The sufficiency of this procedure is solely the responsibility of the Board. Consequently, we make no representation regarding the sufficiency of the procedure described below either for the purpose for which this report has been requested or for any other purpose.

1. We noted the Board amended its anti-harassment policy at its meeting on January 10, 2013 to include prohibiting harassment, intimidation, or bullying of any student "on a school bus" or by an "electronic act".

We were not engaged to and did not conduct an examination, the objective of which would be the expression of an opinion on compliance with the anti-harassment policy. Accordingly, we do not express such an opinion. Had we performed additional procedures, other matters might have come to our attention that would have been reported to you.

This report is intended solely for the information and use of the Board and is not intended to be and should not be used by anyone other than these specified parties.

Julian & Grube, Inc.

Julian & Grube, Inc.
December 20, 2013



Dave Yost • Auditor of State

BUCKEYE CENTRAL LOCAL SCHOOL DISTRICT

CRAWFORD COUNTY

CLERK'S CERTIFICATION

This is a true and correct copy of the report which is required to be filed in the Office of the Auditor of State pursuant to Section 117.26, Revised Code, and which is filed in Columbus, Ohio.

Susan Babbitt

CLERK OF THE BUREAU

**CERTIFIED
AUGUST 19, 2014**