



Dave Yost • Auditor of State

**TUSCARAWAS VALLEY LOCAL SCHOOL DISTRICT
TUSCARAWAS COUNTY**

TABLE OF CONTENTS

TITLE	PAGE
Independent Accountants' Report.....	1
Management's Discussion and Analysis.....	3
Basic Financial Statements:	
Government-Wide Financial Statements:	
Statement of Net Assets.....	15
Statement of Activities.....	16
Fund Financial Statements:	
Balance Sheet	
Governmental Funds	17
Reconciliation of Total Governmental Fund Balances to Net Assets of Governmental Activities.....	18
Statement of Revenues, Expenditures and Changes in Fund Balances Governmental Funds	19
Reconciliation of the Statement of Revenues, Expenditures, and Changes in Fund Balances of Governmental Funds to the Statement of Activities	20
Statement of Revenues, Expenditures and Changes in Fund Balance – Budget and Actual (Non-GAAP Budgetary Basis) General Fund.....	21
Statement of Net Assets Proprietary Fund.....	22
Statement of Revenues, Expenses and Changes in Net Assets Proprietary Fund	23
Statement of Cash Flows Proprietary Fund	24
Statement of Fiduciary Net Assets Fiduciary Fund	25
Notes to the Basic Financial Statements	26
Federal Awards Receipts and Expenditures Schedule.....	57
Notes to the Federal Awards Receipts and Expenditures Schedule	58
Independent Accountants' Report on Internal Control Over Financial Reporting and on Compliance and Other Matters Required by <i>Government Auditing Standards</i>	59
Independent Accountants' Report on Compliance with Requirements Applicable to Each Major Federal Program and on Internal Control Over Compliance Required by OMB Circular A-133	61
Schedule of Findings.....	63
Schedule of Prior Audit Findings.....	64

This page intentionally left blank.



Dave Yost • Auditor of State

INDEPENDENT ACCOUNTANTS' REPORT

Tuscarawas Valley Local School District
Tuscarawas County
2637 Tusky Valley Road NE
Zoarville, Ohio 44656

To the Board of Education:

We have audited the accompanying financial statements of the governmental activities, each major fund, and the aggregate remaining fund information of Tuscarawas Valley Local School District, Tuscarawas County, Ohio (the District), as of and for the year ended June 30, 2012, which collectively comprise the District's basic financial statements as listed in the table of contents. These financial statements are the responsibility of the District's management. Our responsibility is to express opinions on these financial statements based on our audit.

We conducted our audit in accordance with auditing standards generally accepted in the United States of America and the standards applicable to financial audits contained in the Comptroller General of the United States' *Government Auditing Standards*. Those standards require that we plan and perform the audit to reasonably assure whether the financial statements are free of material misstatement. An audit includes examining, on a test basis, evidence supporting the amounts and disclosures in the financial statements. An audit also includes assessing the accounting principles used and significant estimates made by management, as well as evaluating the overall financial statement presentation. We believe our audit provides a reasonable basis for our opinions.

In our opinion, the financial statements referred to above present fairly, in all material respects, the respective financial position of the governmental activities, each major fund, and the aggregate remaining fund information of Tuscarawas Valley Local School District, Tuscarawas County, Ohio, as of June 30, 2012, and the respective changes in financial position and where applicable, cash flows, and the budgetary comparison for the General Fund for the year then ended in conformity with accounting principles generally accepted in the United States of America.

In accordance with *Government Auditing Standards*, we have also issued our report dated February 1, 2013, on our consideration of the District's internal control over financial reporting and our tests of its compliance with certain provisions of laws, regulations, contracts and grant agreements and other matters. While we did not opine on the internal control over financial reporting or on compliance, that report describes the scope of our testing of internal control over financial reporting and compliance and the results of that testing. That report is an integral part of an audit performed in accordance with *Government Auditing Standards*. You should read it in conjunction with this report in assessing the results of our audit.

Accounting principles generally accepted in the United States of America require this presentation to include Management's discussion and analysis as listed in the table of contents, to supplement the basic financial statements. Although this information is not part of the basic financial statements, the Governmental Accounting Standards Board considers it essential for placing the basic financial statements in an appropriate operational, economic, or historical context. We have applied certain limited procedures to the required supplementary information in accordance with auditing standards generally accepted in the United States of America, which consisted of inquiries of management about the methods of preparing the information and comparing the information for consistency with management's responses to our inquiries, the basic financial statements, and other knowledge we obtained during our audit of the basic financial statements. We do not express an opinion or provide any assurance on the information because the limited procedures do not provide us with sufficient evidence to express an opinion or provide any other assurance.

We conducted our audit to opine on the financial statements that collectively comprise the District's basic financial statements taken as a whole. The federal awards receipts and expenditure schedule provides additional information required by the U.S. Office of Management and Budget Circular A-133, *Audits of States, Local Governments, and Non-Profit Organizations*, and is not a required part of the basic financial statements. The federal awards receipts and expenditure schedule is management's responsibility, and as derived from and relates directly to the underlying accounting and other records used to prepare the basic financial statements. This schedule was subject to the auditing procedures we applied to the basic financial statements. We also applied certain additional procedures, including comparing and reconciling this information directly to the underlying accounting and other records used to prepare the basic financial statements or to the basic financial statements themselves, in accordance with auditing standards generally accepted in the United States of America. In our opinion, this information is fairly stated in all material respects in relation to the basic financial statements taken as a whole.



Dave Yost
Auditor of State

February 1, 2013

**TUSCARAWAS VALLEY LOCAL SCHOOL DISTRICT
TUSCARAWAS COUNTY, OHIO**

MANAGEMENT'S DISCUSSION AND ANALYSIS
FOR THE FISCAL YEAR ENDED JUNE 30, 2012
(UNAUDITED)

The discussion and analysis of Tuscarawas Valley Local School District's (the "District") financial performance provides an overall review of the District's financial activities for the fiscal year ended June 30, 2012. The intent of this discussion and analysis is to look at the District's financial performance as a whole; readers should also review the basic financial statements and the notes to the basic financial statements to enhance their understanding of the District's financial performance.

Financial Highlights

Key financial highlights for fiscal year 2012 are as follows:

- In total, net assets of governmental activities increased \$179,016 which represents an 2.64% increase from 2011.
- General revenues accounted for \$11,526,338 in revenue or 82.52% of all governmental activity revenues. Program specific revenues in the form of charges for services and sales, grants and contributions accounted for \$2,441,767 or 17.48% of total governmental activity revenues of \$13,968,105.
- The District had \$13,789,089 in expenses related to governmental activities; \$2,441,767 of these expenses were offset by program specific charges for services, grants or contributions. General revenues supporting governmental activities (primarily taxes and unrestricted grants and entitlements) of \$11,526,338 were adequate to provide for these programs.
- The District's major governmental funds are the general fund and bond retirement fund. The general fund had \$12,278,717 in revenues and other financing sources and \$12,039,053 in expenditures and other financing uses. The fund balance of the general fund increased from \$1,606,613 to \$1,853,700.
- The bond retirement fund had \$582,923 in revenues and \$584,363 in expenditures. The fund balance of the bond retirement fund decreased from \$727,661 to \$726,221.

Using this Financial Report

This annual report consists of a series of financial statements and notes to those statements. These statements are organized so the reader can understand the District as a financial whole, an entire operating entity. The statements then proceed to provide an increasingly detailed look at specific financial activities.

The *Statement of Net Assets* and *Statement of Activities* provide information about the activities of the whole District, presenting both an aggregate view of the District's finances and a longer-term view of those finances. Fund financial statements provide the next level of detail. For governmental funds, these statements tell how services were financed in the short-term as well as what remains for future spending. The fund financial statements also look at the District's most significant funds with all other nonmajor funds presented in total in one column. The District has two major funds: the general fund, and the bond retirement fund. The general fund is by far the most significant fund.

**TUSCARAWAS VALLEY LOCAL SCHOOL DISTRICT
TUSCARAWAS COUNTY, OHIO**

MANAGEMENT'S DISCUSSION AND ANALYSIS
FOR THE FISCAL YEAR ENDED JUNE 30, 2012
(UNAUDITED)

Reporting the District as a Whole

Statement of Net Assets and the Statement of Activities

While this document contains the large number of funds used by the District to provide programs and activities, the view of the District as a whole looks at all financial transactions and asks the question, "How did we do financially during 2012?" The Statement of Net Assets and the Statement of Activities answer this question. These statements include *all non-fiduciary assets, liabilities, revenues and expenses* using the *accrual basis of accounting* similar to the accounting used by most private-sector companies. This basis of accounting will take into account all of the current year's revenues and expenses regardless of when cash is received or paid.

These two statements report the District's *net assets* and changes in those assets. This change in net assets is important because it tells the reader that, for the District as a whole, the *financial position* of the District has improved or diminished. The causes of this change may be the result of many factors, some financial, some not. Non-financial factors include the District's property tax base, current property tax laws in Ohio restricting revenue growth, facility conditions, required educational programs and other factors.

In the Statement of Net Assets and the Statement of Activities, the governmental activities include the District's programs and services, including instruction, support services, operation and maintenance of plant, pupil transportation, extracurricular activities and food service operations.

The District's Statement of Net Assets and Statement of Activities can be found on pages 15-16 of this report.

Reporting the District's Most Significant Funds

Fund Financial Statements

The analysis of the District's major governmental funds begins on page 9. Fund financial reports provide detailed information about the District's major funds. The District uses many funds to account for a multitude of financial transactions. However, these fund financial statements focus on the District's most significant funds.

Governmental Funds

Most of the District's activities are reported in governmental funds, which focus on how money flows into and out of those funds and the balances left at year-end available for spending in future periods. These funds are reported using an accounting method called *modified accrual* accounting, which measures cash and all other *financial assets* that can readily be converted to cash. The governmental fund statements provide a detailed *short-term* view of the District's general government operations and the basic services it provides. Governmental fund information helps you determine whether there are more or fewer financial resources that can be spent in the near future to finance educational programs. The relationship (or differences) between governmental *activities* (reported in the Statement of Net Assets and the Statement of Activities) and governmental funds is reconciled in the financial statements. The basic governmental fund financial statements can be found on pages 17-21 of this report.

**TUSCARAWAS VALLEY LOCAL SCHOOL DISTRICT
TUSCARAWAS COUNTY, OHIO**

MANAGEMENT'S DISCUSSION AND ANALYSIS
FOR THE FISCAL YEAR ENDED JUNE 30, 2012
(UNAUDITED)

Proprietary Fund

The District maintains one proprietary fund. Internal service funds are an accounting device used to accumulate and allocate costs internally among the District's various functions. The District's internal service fund accounts for self-insurance of the District's medical, dental and vision benefits. The basic proprietary fund financial statements can be found on pages 22-24 of this report.

Reporting the District's Fiduciary Responsibilities

The District acts in a trustee capacity as an agent for individuals, private organizations, other governmental units and/or other funds. These activities are reported in an agency fund. The District's fiduciary activities are reported in a separate Statement of Fiduciary Net Assets on page 25. These activities are excluded from the District's other financial statements because the assets cannot be utilized by the District to finance its operations.

Notes to the Basic Financial Statements

The notes provide additional information that is essential to a full understanding of the data provided in the government-wide and fund financial statements. These notes to the basic financial statements can be found on pages 26-56 of this report.

The District as a Whole

The Statement of Net Assets provides the perspective of the District as a whole. The table below provides a summary of the District's net assets at June 30, 2012 and June 30, 2011.

	Net Assets	
	<u>Governmental Activities</u>	<u>Governmental Activities</u>
	<u>2012</u>	<u>2011</u>
<u>Assets</u>		
Current assets	\$ 11,850,479	\$ 11,783,235
Capital assets, net	<u>7,198,290</u>	<u>6,786,651</u>
Total assets	<u>19,048,769</u>	<u>18,569,886</u>
<u>Liabilities</u>		
Current liabilities	6,449,699	6,175,811
Long-term liabilities	<u>5,640,605</u>	<u>5,614,626</u>
Total liabilities	<u>12,090,304</u>	<u>11,790,437</u>
<u>Net assets</u>		
Invested in capital assets, net of related debt	4,627,976	4,202,582
Restricted	984,751	1,269,389
Unrestricted	<u>1,345,738</u>	<u>1,307,478</u>
Total net assets	<u>\$ 6,958,465</u>	<u>\$ 6,779,449</u>

**TUSCARAWAS VALLEY LOCAL SCHOOL DISTRICT
TUSCARAWAS COUNTY, OHIO**

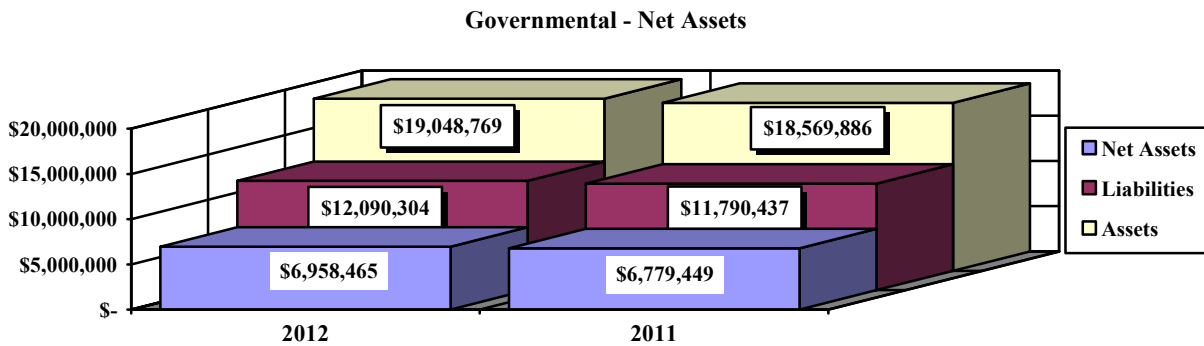
**MANAGEMENT'S DISCUSSION AND ANALYSIS
FOR THE FISCAL YEAR ENDED JUNE 30, 2012
(UNAUDITED)**

Over time, net assets can serve as a useful indicator of a government's financial position. At June 30, 2012, the District's assets exceeded liabilities by \$6,958,465.

At year-end, capital assets represented 37.79% of total assets. Capital assets include land, land improvements, buildings and improvements, furniture and equipment and vehicles. Capital assets, net of related debt to acquire the assets at June 30, 2012, were \$4,627,976. These capital assets are used to provide services to the students and are not available for future spending. Although the District's investment in capital assets is reported net of related debt, it should be noted the resources to repay the debt must be provided from other sources, since capital assets may not be used to liquidate these liabilities.

A portion of the District's net assets, \$984,751, represents resources that are subject to external restriction on how they may be used. The remaining balance of net assets, \$1,345,738 is unrestricted in use.

The table below shows the District's assets, liabilities and net assets at June 30, 2012 and June 30, 2011.



The table below shows the changes in net assets for fiscal years 2012 and 2011.

Change in Net Assets

	Governmental Activities 2012	Governmental Activities 2011
Revenues		
Program revenues:		
Charges for services and sales	\$ 833,194	\$ 803,095
Operating grants and contributions	1,608,573	2,327,961
General revenues:		
Property taxes	5,617,306	5,669,038
Grants and entitlements	5,818,920	5,881,882
Investment earnings	77,344	66,788
Other	<u>12,768</u>	<u>7,621</u>
Total revenues	<u>13,968,105</u>	<u>14,756,385</u>

**TUSCARAWAS VALLEY LOCAL SCHOOL DISTRICT
TUSCARAWAS COUNTY, OHIO**

MANAGEMENT'S DISCUSSION AND ANALYSIS
FOR THE FISCAL YEAR ENDED JUNE 30, 2012
(UNAUDITED)

Change in Net Assets (Continued)

	<u>Governmental Activities 2012</u>	<u>Governmental Activities 2011</u>
<u>Expenses</u>		
Program expenses:		
Instruction:		
Regular	\$ 5,832,488	\$ 6,123,553
Special	854,095	826,487
Vocational	138,814	126,262
Other	1,134,441	1,094,256
Support services:		
Pupil	449,364	314,264
Instructional staff	474,741	783,615
Board of education	29,700	19,651
Administration	1,241,309	1,385,074
Fiscal	371,051	339,724
Operations and maintenance	954,367	1,032,758
Pupil transportation	1,101,041	1,177,893
Central	80,572	68,645
Operation of non-instructional services:		
Other non-instructional services	-	24,253
Food service operations	527,878	470,912
Extracurricular activities	356,860	418,468
Interest and fiscal charges	242,368	262,671
Total expenses	<u>13,789,089</u>	<u>14,468,486</u>
Changes in net assets	179,016	287,899
Net assets at beginning of year	<u>6,779,449</u>	<u>6,491,550</u>
Net assets at end of year	<u>\$ 6,958,465</u>	<u>\$ 6,779,449</u>

Governmental Activities

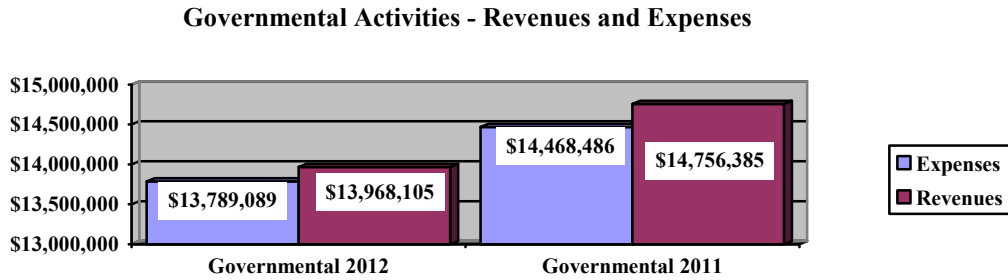
Net assets of the District's governmental activities increased \$179,016. Total governmental expenses of \$13,789,089 were offset by program revenues of \$2,441,767, and general revenues of \$11,526,338. Program revenues supported 17.71% of the total governmental expenses. The decrease in operating grants is due to the receipt of American Recovery and Reinvestment Act (ARRA) funding in 2011. The District received fewer federal grants in fiscal year 2012.

The primary sources of revenue for governmental activities are derived from property taxes and grants and entitlements. These two revenue sources represent 81.87% of total governmental revenue. Real estate property is reappraised every six years.

**TUSCARAWAS VALLEY LOCAL SCHOOL DISTRICT
TUSCARAWAS COUNTY, OHIO**

MANAGEMENT'S DISCUSSION AND ANALYSIS
FOR THE FISCAL YEAR ENDED JUNE 30, 2012
(UNAUDITED)

The graph below presents the District's governmental activities revenues and expenses for fiscal years 2012 and 2011.



The Statement of Activities shows the cost of program services and the charges for services and grants offsetting those services. The following table shows, for governmental activities, the total cost of services and the net cost of services for 2012 and 2011. That is, it identifies the cost of these services supported by tax revenue and unrestricted State grants and entitlements.

Governmental Activities

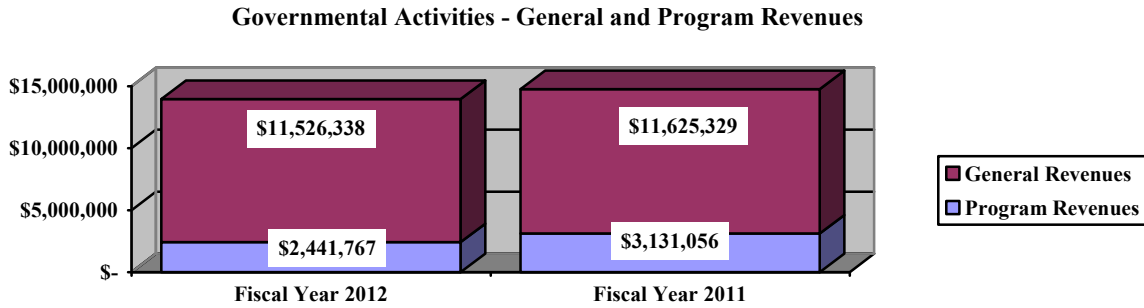
	Total Cost of Services <u>2012</u>	Net Cost of Services <u>2012</u>	Total Cost of Services <u>2011</u>	Net Cost of Services <u>2011</u>
Program expenses:				
Instruction:				
Regular	\$ 5,832,488	\$ 5,202,234	\$ 6,123,553	\$ 4,851,699
Special	854,095	281,616	826,487	146,940
Vocational	138,814	121,460	126,262	108,908
Other	1,134,441	1,134,441	1,094,256	1,067,276
Support services:				
Pupil	449,364	341,977	314,264	251,111
Instructional staff	474,741	285,470	783,615	595,774
Board of education	29,700	28,015	19,651	19,651
Administration	1,241,309	1,190,141	1,385,074	1,233,949
Fiscal	371,051	371,051	339,724	339,724
Operations and maintenance	954,367	919,372	1,032,758	936,802
Pupil transportation	1,101,041	1,017,042	1,177,893	1,167,221
Central	80,572	71,365	68,645	59,489
Operation of non-instructional services:				
Other non-instructional services	-	-	24,253	24,253
Food service operations	527,878	(63,198)	470,912	4,760
Extracurricular activities	356,860	224,996	418,468	281,725
Interest and fiscal charges	242,368	221,340	262,671	248,148
Total expenses	<u>\$ 13,789,089</u>	<u>\$ 11,347,322</u>	<u>\$ 14,468,486</u>	<u>\$ 11,337,430</u>

**TUSCARAWAS VALLEY LOCAL SCHOOL DISTRICT
TUSCARAWAS COUNTY, OHIO**

MANAGEMENT'S DISCUSSION AND ANALYSIS
FOR THE FISCAL YEAR ENDED JUNE 30, 2012
(UNAUDITED)

The dependence upon tax revenues during fiscal year 2012 for governmental activities is apparent, as 84.67% of 2012 instruction activities are supported through taxes and other general revenues. The District's taxpayers and unrestricted grants, as a whole, are by far the primary support for District's students. For all governmental activities, general revenue support is 82.29%.

The graph below presents the District's governmental activities revenues for fiscal years 2012 and 2011.



The District's Governmental Funds

The District's governmental funds (as presented on the Balance Sheet on page 17) reported a combined fund balance of \$2,662,722, which is \$390,001 above last year's balance of \$2,272,721. The schedule below indicates the fund balance and the total change in fund balance as of June 30, 2012 and 2011.

	Fund Balance <u>June 30, 2012</u>	Fund Balance (Deficit) <u>June 30, 2011</u>	Increase/ (Decrease)
General	\$ 1,853,700	\$ 1,606,613	\$ 247,087
Bond retirement	726,221	727,661	(1,440)
Other governmental	82,801	(61,553)	144,354
Total	\$ 2,662,722	\$ 2,272,721	\$ 390,001

General Fund

The District's general fund balance increased \$247,087 during fiscal year 2012.

	2012 <u>Amount</u>	2011 <u>Amount</u>	Percentage <u>Change</u>
Revenues			
Taxes	\$ 5,080,721	\$ 5,118,114	(0.73) %
Intergovernmental	6,113,099	6,198,097	(1.37) %
Other revenues	514,201	478,662	7.42 %
Total	\$ 11,708,021	\$ 11,794,873	(0.74) %

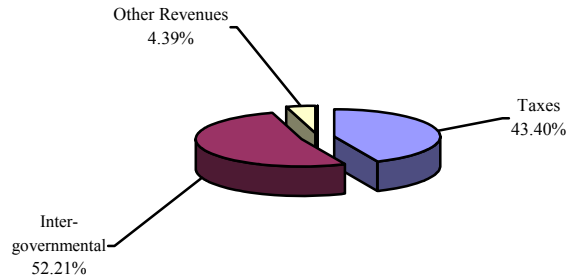
Revenues of the general fund decreased \$86,852 or 0.74%. The most significant decrease was in the area of

**TUSCARAWAS VALLEY LOCAL SCHOOL DISTRICT
TUSCARAWAS COUNTY, OHIO**

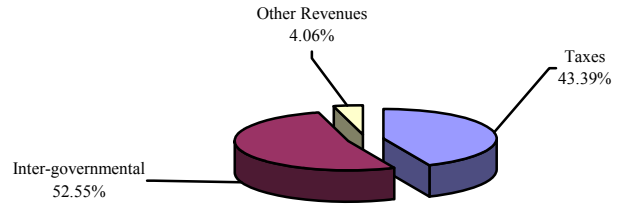
MANAGEMENT'S DISCUSSION AND ANALYSIS
FOR THE FISCAL YEAR ENDED JUNE 30, 2012
(UNAUDITED)

intergovernmental revenues which decreased \$84,998 or 1.37%, due to a decrease in State foundation revenues recorded in the general fund. Other revenues increased \$35,539 or 7.42% due mainly to an increase in tuition.

Revenues - Fiscal Year 2012



Revenues - Fiscal Year 2011



The table that follows assists in illustrating the expenditures of the general fund.

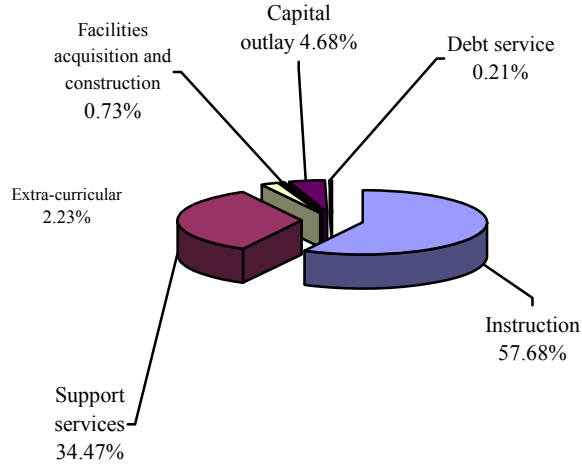
	<u>2012</u> <u>Amount</u>	<u>2011</u> <u>Amount</u>	<u>Percentage</u> <u>Change</u>
<u>Expenditures</u>			
Instruction	\$ 6,919,129	\$ 7,109,966	(2.68) %
Support services	4,134,267	4,528,137	(8.70) %
Extracurricular activities	267,129	321,062	(16.80) %
Facilities acquisition and construction	87,396	45,094	93.81 %
Capital outlay	561,314	102,965	445.15 %
Debt service	<u>24,677</u>	<u>32,253</u>	(23.49) %
Total	<u>\$ 11,993,912</u>	<u>\$ 12,139,477</u>	(1.20) %

Expenditures of the general fund decreased \$145,565 or 1.20%. The decrease in instruction expenditures was due, in part, to a decrease in wage and benefit costs. The increase in facilities acquisition and construction costs was due to more maintenance and repair costs paid from the general fund. Capital outlay expenditures increased due to the District entering into a new lease purchase agreement. See Note 9.B. for further detail.

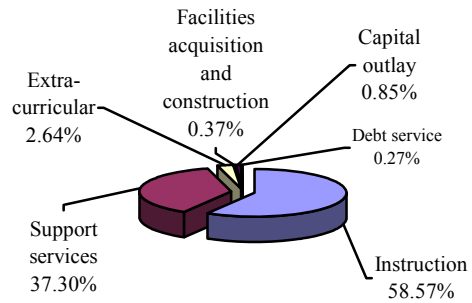
**TUSCARAWAS VALLEY LOCAL SCHOOL DISTRICT
TUSCARAWAS COUNTY, OHIO**

**MANAGEMENT'S DISCUSSION AND ANALYSIS
FOR THE FISCAL YEAR ENDED JUNE 30, 2012
(UNAUDITED)**

Expenditures - Fiscal Year 2012



Expenditures - Fiscal Year 2011



Bond Retirement Fund

The bond retirement fund had \$582,923 in revenues and \$584,363 in expenditures. The fund balance of the bond retirement fund remained stable with a slight decrease of \$1,440 from \$727,661 to \$726,221.

General Fund Budgeting Highlights

The District's budget is prepared according to Ohio law and is based on accounting for certain transactions on a basis of cash receipts, disbursements and encumbrances. The most significant budgeted fund is the general fund.

For the general fund, original and final budgeted revenues and other financing sources were \$10,765,080. Actual revenues and other financing sources for fiscal year 2012 were \$11,636,620. This represents an \$871,540 increase over final budgeted revenues, due to intergovernmental state revenue being under estimated.

General fund original and final appropriations and other financing uses were \$12,323,201. The actual budget basis expenditures and other financing uses for fiscal year 2012 totaled \$11,818,841, which was \$504,360 less than the final budget appropriations. It is the District's policy to budget conservatively, which accounts for the difference between final budgeted appropriations and actual budget basis expenditures.

**TUSCARAWAS VALLEY LOCAL SCHOOL DISTRICT
TUSCARAWAS COUNTY, OHIO**

MANAGEMENT'S DISCUSSION AND ANALYSIS
FOR THE FISCAL YEAR ENDED JUNE 30, 2012
(UNAUDITED)

Capital Assets and Debt Administration

Capital Assets

At the end of fiscal year 2012, the District had \$7,198,290 invested in land, land improvements, buildings and improvements, furniture and equipment and vehicles.

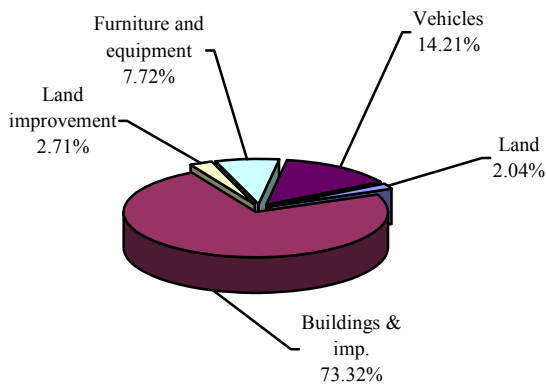
The following table shows June 30, 2012 balances compared to June 30, 2011.

**Capital Assets at June 30
(Net of Depreciation)**

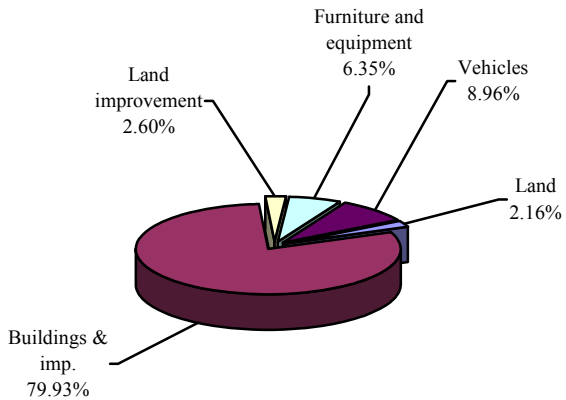
	Governmental Activities <u>2012</u>	Governmental Activities <u>2011</u>
Land	\$ 146,677	\$ 146,677
Land improvements	195,265	176,525
Buildings and improvements	5,278,190	5,424,817
Furniture and equipment	555,414	430,649
Vehicles	<u>1,022,744</u>	<u>607,983</u>
Total	<u>\$ 7,198,290</u>	<u>\$ 6,786,651</u>

The following graphs show the breakdown of governmental activities capital assets by category at June 30, 2012 and June 30, 2011.

**Capital Assets - Governmental Activities
2012**



**Capital Assets - Governmental Activities
2011**



See Note 8 to the basic financial statements for detail on the District's capital assets.

**TUSCARAWAS VALLEY LOCAL SCHOOL DISTRICT
TUSCARAWAS COUNTY, OHIO**

MANAGEMENT'S DISCUSSION AND ANALYSIS
FOR THE FISCAL YEAR ENDED JUNE 30, 2012
(UNAUDITED)

Debt Administration

At June 30, 2012 the District had \$4,905,207 in general obligation bonds and capital leases outstanding. Of the total outstanding debt, \$717,933 is due within one year and \$4,187,274 is due in greater than one year.

The following table summarizes the bonds and leases outstanding.

Outstanding Debt, at Year End

	<u>Governmental Activities 2012</u>	<u>Governmental Activities 2011</u>
General obligation bonds:		
Current interest bonds	\$ 555,000	\$ 1,090,000
Capital appreciation bonds	3,304,874	3,125,267
Qualified school construction bonds	420,000	440,000
Capital leases	<u>625,333</u>	<u>84,088</u>
Total	<u>\$ 4,905,207</u>	<u>\$ 4,739,355</u>

The District issued the general obligation various purpose refunding bonds in 1999. The bond issue is comprised of current interest and capital appreciation bonds. The annual interest rate ranges from 3.40% to 5.35% and the bonds are scheduled to mature in fiscal year 2020. On September 28, 2010, the District issued the qualified school construction bonds. These bonds have an interest rate of 4.89% and mature on December 1, 2022. In the current year, the District entered into a lease purchase agreement with Huntington Bank for various school buses.

At June 30, 2012 the District's overall legal debt margin was \$17,664,453 (including available funds of \$726,221) and an unvoted debt margin of \$205,147.

See Note 10 to the basic financial statements for detail on the District's debt administration.

Current Financial Related Activities

As the preceding information shows, the District relies heavily upon grants, entitlements and property taxes. It is projected that with the current fund balance, the District will have the necessary funds to meet its operating expenses through fiscal year 2014. In order to maintain the current curricular and co-curricular programs for our students, an additional operating levy will be required within the next two years.

The District's management will continue to provide the resources necessary to meet student needs while diligently planning expenses and staying within the five-year plan. The key to passing an additional tax levy in this economic climate is to inform our voters why the need is necessary. We will need to provide assurance that the District continues to remain prudent with the voters' tax dollars. We will also explain that ever since the DeRolph case declared the current funding formula unconstitutional, the State has been directing additional revenue to low property wealth districts and not districts such as ours. The only way that districts such as ours can anticipate additional funding is through local property tax levies.

**TUSCARAWAS VALLEY LOCAL SCHOOL DISTRICT
TUSCARAWAS COUNTY, OHIO**

**MANAGEMENT'S DISCUSSION AND ANALYSIS
FOR THE FISCAL YEAR ENDED JUNE 30, 2012
(UNAUDITED)**

Contacting the District's Financial Management

This financial report is designed to provide our citizens, taxpayers, investors and creditors with a general overview of the District's finances and to show the District's accountability for the money it receives. If you have questions about this report or need additional financial information contact Mr. Mike Robinson, Treasurer, Tuscarawas Valley Local School District, 2637 Tuscarawas Valley Road NE, Zoarville, Ohio 44656.

**TUSCARAWAS VALLEY LOCAL SCHOOL DISTRICT
TUSCARAWAS COUNTY, OHIO**

STATEMENT OF NET ASSETS
JUNE 30, 2012

	Governmental Activities
Assets:	
Equity in pooled cash and investments.	\$ 3,128,274
Cash with fiscal agent	2,075,194
Receivables:	
Taxes	6,253,903
Intergovernmental	300,501
Prepayments	19,730
Materials and supplies inventory.	72,877
Capital assets:	
Land.	146,677
Depreciable capital assets, net.	7,051,613
Capital assets, net	7,198,290
 Total assets.	 19,048,769
 Liabilities:	
Accounts payable.	26,700
Accrued wages and benefits	1,029,242
Pension obligation payable.	245,684
Intergovernmental payable	58,522
Unearned revenue	4,911,742
Accrued interest payable	7,410
Claims payable.	170,399
Long-term liabilities:	
Due within one year.	843,797
Due in more than one year.	4,796,808
 Total liabilities	 12,090,304
 Net Assets:	
Invested in capital assets, net of related debt.	4,627,976
Restricted for:	
Capital projects	15
Debt service.	779,195
Locally funded programs	40,346
State funded programs.	47,050
Federally funded programs	26,245
Student activities	74,020
Other purposes	17,880
Unrestricted	1,345,738
 Total net assets	 \$ 6,958,465

SEE ACCOMPANYING NOTES TO THE BASIC FINANCIAL STATEMENTS

**TUSCARAWAS VALLEY LOCAL SCHOOL DISTRICT
TUSCARAWAS COUNTY, OHIO**

STATEMENT OF ACTIVITIES
FOR THE FISCAL YEAR ENDED JUNE 30, 2012

	<u>Expenses</u>	<u>Program Revenues</u>		<u>Net (Expense)</u>
		<u>Charges for Services and Sales</u>	<u>Operating Grants and Contributions</u>	<u>Revenue and Changes in Net Assets</u>
				<u>Governmental Activities</u>
Governmental activities:				
Instruction:				
Regular	\$ 5,832,488	\$ 459,833	\$ 170,421	\$ (5,202,234)
Special	854,095	404	572,075	(281,616)
Vocational	138,814	-	17,354	(121,460)
Other	1,134,441	-	-	(1,134,441)
Support services:				
Pupil	449,364	-	107,387	(341,977)
Instructional staff	474,741	-	189,271	(285,470)
Board of education	29,700	-	1,685	(28,015)
Administration	1,241,309	-	51,168	(1,190,141)
Fiscal	371,051	-	-	(371,051)
Operations and maintenance	954,367	620	34,375	(919,372)
Pupil transportation	1,101,041	-	83,999	(1,017,042)
Central	80,572	-	9,207	(71,365)
Operation of non-instructional services:				
Food service operations	527,878	244,881	346,195	63,198
Extracurricular activities	356,860	127,456	4,408	(224,996)
Interest and fiscal charges	242,368	-	21,028	(221,340)
Total governmental activities	\$ 13,789,089	\$ 833,194	\$ 1,608,573	(11,347,322)

General Revenues:

Property taxes levied for:	
General purposes	5,103,947
Debt service	513,359
Grants and entitlements not restricted to specific programs	5,818,920
Investment earnings	77,344
Miscellaneous	12,768

Total general revenues 11,526,338

Change in net assets 179,016

Net assets at beginning of year 6,779,449

Net assets at end of year \$ 6,958,465

SEE ACCOMPANYING NOTES TO THE BASIC FINANCIAL STATEMENTS

**TUSCARAWAS VALLEY LOCAL SCHOOL DISTRICT
TUSCARAWAS COUNTY, OHIO**

BALANCE SHEET
GOVERNMENTAL FUNDS
JUNE 30, 2012

	<u>General</u>	<u>Bond Retirement</u>	<u>Other Governmental Funds</u>	<u>Total Governmental Funds</u>
Assets:				
Equity in pooled cash and investments.	\$ 2,171,984	\$ 665,695	\$ 290,595	\$ 3,128,274
Receivables:				
Taxes.	5,690,342	563,561	-	6,253,903
Interfund loans.	131,114	-	-	131,114
Intergovernmental.	20,760	-	279,741	300,501
Prepayments.	19,730	-	-	19,730
Materials and supplies inventory.	62,844	-	10,033	72,877
Due from other funds.	164,769	-	-	164,769
Total assets.	<u>\$ 8,261,543</u>	<u>\$ 1,229,256</u>	<u>\$ 580,369</u>	<u>\$ 10,071,168</u>
Liabilities:				
Accounts payable.	\$ 25,148	\$ -	\$ 1,552	\$ 26,700
Accrued wages and benefits.	901,784	-	127,458	1,029,242
Compensated absences payable.	89,485	-	-	89,485
Interfund loans payable.	-	-	131,114	131,114
Intergovernmental payable.	53,135	-	5,387	58,522
Unearned revenue.	4,469,091	442,651	-	4,911,742
Deferred revenue.	646,403	60,384	44,401	751,188
Pension obligation payable.	222,797	-	22,887	245,684
Due to other funds.	-	-	164,769	164,769
Total liabilities.	<u>6,407,843</u>	<u>503,035</u>	<u>497,568</u>	<u>7,408,446</u>
Fund Balances:				
Nonspendable:				
Materials and supplies inventory.	62,844	-	10,033	72,877
Prepays.	19,730	-	-	19,730
Restricted:				
Debt service.	-	726,221	-	726,221
Capital improvements.	-	-	15	15
Food service operations.	-	-	16,514	16,514
Extracurricular.	-	-	74,020	74,020
Other purposes.	-	-	91,620	91,620
Assigned:				
Student instruction.	6,025	-	-	6,025
Student and staff support.	1,505	-	-	1,505
Subsequent year appropriation.	600,000	-	-	600,000
Public school support.	13,665	-	-	13,665
Other purposes.	56	-	-	56
Unassigned (deficit).	1,149,875	-	(109,401)	1,040,474
Total fund balances.	<u>1,853,700</u>	<u>726,221</u>	<u>82,801</u>	<u>2,662,722</u>
Total liabilities and fund balances.	<u>\$ 8,261,543</u>	<u>\$ 1,229,256</u>	<u>\$ 580,369</u>	<u>\$ 10,071,168</u>

SEE ACCOMPANYING NOTES TO THE BASIC FINANCIAL STATEMENTS

**TUSCARAWAS VALLEY LOCAL SCHOOL DISTRICT
TUSCARAWAS COUNTY, OHIO**

RECONCILIATION OF TOTAL GOVERNMENTAL FUND BALANCES TO
NET ASSETS OF GOVERNMENTAL ACTIVITIES
JUNE 30, 2012

Total governmental fund balances		\$	2,662,722
<i>Amounts reported for governmental activities on the Statement of Net Assets are different because:</i>			
Capital assets used in governmental activities are not financial resources and therefore are not reported in the funds.			7,198,290
Other long-term assets are not available to pay for current-period expenditures and therefore are deferred in the funds.			
Taxes	\$	706,787	
Intergovernmental revenue		44,401	
Total		751,188	751,188
An internal service fund is used by management to charge the costs of insurance to individual funds. The assets and liabilities of the internal service fund are included in governmental activities on the Statement of Net Assets.			1,904,795
Accrued interest payable is not due and payable in the current period and therefore is not reported in the funds.			(7,410)
Long-term liabilities, including bonds payable, are not due and payable in the current period and therefore are not reported in the funds.			
Compensated absences		(645,913)	
Capital lease obligation payable		(625,333)	
General obligation bonds payable		(4,279,874)	
Total		(5,551,120)	(5,551,120)
Net assets of governmental activities		\$	6,958,465

SEE ACCOMPANYING NOTES TO THE BASIC FINANCIAL STATEMENTS

**TUSCARAWAS VALLEY LOCAL SCHOOL DISTRICT
TUSCARAWAS COUNTY, OHIO**

STATEMENT OF REVENUES, EXPENDITURES AND CHANGES IN FUND BALANCES
GOVERNMENTAL FUNDS
FOR THE FISCAL YEAR ENDED JUNE 30, 2012

	<u>General</u>	<u>Bond Retirement</u>	<u>Other Governmental Funds</u>	<u>Total Governmental Funds</u>
Revenues:				
From local sources:				
Property taxes	\$ 5,080,721	\$ 511,100	\$ -	\$ 5,591,821
Tuition	401,960	-	-	401,960
Earnings on investments	731	-	-	731
Charges for services	-	-	244,923	244,923
Extracurricular	39,887	-	87,569	127,456
Classroom materials and fees	58,277	-	-	58,277
Rental income	578	-	-	578
Contributions and donations	8,095	-	52,054	60,149
Other local revenues	4,673	-	8,975	13,648
Intergovernmental - state	6,112,049	71,823	371,308	6,555,180
Intergovernmental - federal	1,050	-	1,169,412	1,170,462
Total revenues	<u>11,708,021</u>	<u>582,923</u>	<u>1,934,241</u>	<u>14,225,185</u>
Expenditures:				
Current:				
Instruction:				
Regular	5,130,395	-	443,423	5,573,818
Special	516,087	-	303,794	819,881
Vocational	138,206	-	-	138,206
Other	1,134,441	-	-	1,134,441
Support services:				
Pupil	341,609	-	98,082	439,691
Instructional staff	332,846	-	169,901	502,747
Board of education	24,466	-	3,862	28,328
Administration	1,212,798	-	50,542	1,263,340
Fiscal	358,100	11,250	-	369,350
Operations and maintenance	928,606	-	78,738	1,007,344
Pupil transportation	862,102	-	52,489	914,591
Central	73,740	-	10,000	83,740
Operation of non-instructional services:				
Food service operations	-	-	489,935	489,935
Extracurricular activities	267,129	-	91,693	358,822
Facilities acquisition and construction	87,396	-	-	87,396
Capital outlay	561,314	-	-	561,314
Debt service:				
Principal retirement	20,069	535,000	20,000	575,069
Interest and fiscal charges	4,608	38,113	22,145	64,866
Total expenditures	<u>11,993,912</u>	<u>584,363</u>	<u>1,834,604</u>	<u>14,412,879</u>
Excess (deficiency) of revenues over (under) expenditures	<u>(285,891)</u>	<u>(1,440)</u>	<u>99,637</u>	<u>(187,694)</u>
Other financing sources:				
Sale of assets	9,382	-	-	9,382
Transfers in	-	-	45,141	45,141
Transfers (out)	(45,141)	-	-	(45,141)
Capital lease transaction	561,314	-	-	561,314
Total other financing sources	<u>525,555</u>	<u>-</u>	<u>45,141</u>	<u>570,696</u>
Net change in fund balances	239,664	(1,440)	144,778	383,002
Fund balances (deficit)				
at beginning of year	1,606,613	727,661	(61,553)	2,272,721
Increase (decrease) in reserve for inventory	7,423	-	(424)	6,999
Fund balances at end of year	<u>\$ 1,853,700</u>	<u>\$ 726,221</u>	<u>\$ 82,801</u>	<u>\$ 2,662,722</u>

SEE ACCOMPANYING NOTES TO THE BASIC FINANCIAL STATEMENTS

**TUSCARAWAS VALLEY LOCAL SCHOOL DISTRICT
TUSCARAWAS COUNTY, OHIO**

RECONCILIATION OF THE STATEMENT OF REVENUES, EXPENDITURES
AND CHANGES IN FUND BALANCES OF GOVERNMENTAL FUNDS
TO THE STATEMENT OF ACTIVITIES
FOR THE FISCAL YEAR ENDED JUNE 30, 2012

Net change in fund balances - total governmental funds	\$	383,002
<i>Amounts reported for governmental activities in the Statement of Activities are different because:</i>		
<p>Governmental funds report capital outlays as expenditures. However, in the Statement of Activities, the cost of those assets is allocated over their estimated useful lives as depreciation expense. This is the amount by which capital outlays exceed depreciation expense in the current period.</p>		
Capital asset additions	\$ 851,866	
Current year depreciation	<u>(368,806)</u>	
Total		483,060
<p>The net effect of various miscellaneous transactions involving capital assets (i.e., sales, disposals, trade-ins, and donations) is to decrease net assets.</p>		
		(71,421)
<p>Governmental funds report expenditures for inventory when purchased. However, in the Statement of Activities, they are reported as an expense when consumed.</p>		
		6,999
<p>Revenues in the statement of activities that do not provide current financial resources are not reported as revenues in the funds.</p>		
Taxes	46,245	
Intergovernmental revenue	<u>(360,566)</u>	
Total		(314,321)
<p>Repayment of principal is an expenditure in the governmental funds, but the repayment reduces long-term liabilities in the Statement of Net Assets.</p>		
		575,069
<p>In the Statement of Activities, interest is accrued on outstanding bonds, whereas in governmental funds, interest is expended when due.</p>		
Accrued interest	2,105	
Accreted interest on capital appreciation bonds	<u>(179,607)</u>	
Total		(177,502)
<p>Proceeds of capital lease transactions are recorded as other financing sources in the funds, however, in the Statement of Activities, they are not reported as other financing sources as they increase the liabilities on the statement of net assets.</p>		
		(561,314)
<p>Some expenses reported in the Statement of Activities, such as compensated absences, do not require the use of current financial resources and therefore are not reported as expenditures in governmental funds.</p>		
		43,392
<p>The internal service fund used by management to charge the costs of insurance to individual funds is not reported in the district-wide Statement of Activities. Governmental fund expenditures and the related internal service fund revenues are eliminated. The net revenue of the internal service fund is allocated among the governmental activities.</p>		
		<u>(187,948)</u>
Change in net assets of governmental activities	\$	<u>179,016</u>

SEE ACCOMPANYING NOTES TO THE BASIC FINANCIAL STATEMENTS

**TUSCARAWAS VALLEY LOCAL SCHOOL DISTRICT
TUSCARAWAS COUNTY, OHIO**

STATEMENT OF REVENUES, EXPENDITURES AND CHANGES IN
FUND BALANCE - BUDGET AND ACTUAL (NON-GAAP BUDGETARY BASIS)
GENERAL FUND
FOR THE FISCAL YEAR ENDED JUNE 30, 2012

	<u>Budgeted Amounts</u>		<u>Actual</u>	<u>Variance with Final Budget Positive (Negative)</u>
	<u>Original</u>	<u>Final</u>		
Revenues:				
From local sources:				
Property taxes	\$ 5,022,100	\$ 5,022,100	\$ 5,049,752	\$ 27,652
Tuition	293,806	293,806	401,960	108,154
Transportation fees	11,589	11,589	-	(11,589)
Earnings on investments	420	420	731	311
Classroom materials and fees	64,150	64,150	58,277	(5,873)
Rental income	1,800	1,800	578	(1,222)
Contributions and donations	-	-	60	60
Other local revenues	2,000	2,000	2,594	594
Intergovernmental - state	5,368,415	5,368,415	6,112,049	743,634
Intergovernmental - federal	-	-	1,050	1,050
Total revenues	<u>10,764,280</u>	<u>10,764,280</u>	<u>11,627,051</u>	<u>862,771</u>
Expenditures:				
Current:				
Instruction:				
Regular	5,123,071	5,127,769	5,204,645	(76,876)
Special	562,751	562,870	526,436	36,434
Vocational	139,726	139,840	140,431	(591)
Other	955,208	957,549	1,137,566	(180,017)
Support services:				
Pupil	393,897	389,825	347,071	42,754
Instructional staff	561,099	560,005	522,315	37,690
Board of education	33,318	33,266	24,441	8,825
Administration	1,298,912	1,299,376	1,236,668	62,708
Fiscal	386,386	386,480	362,853	23,627
Operations and maintenance	1,191,141	1,189,923	946,514	243,409
Pupil transportation	1,146,173	1,144,851	893,694	251,157
Central	102,272	102,128	76,725	25,403
Extracurricular activities	249,256	249,164	216,692	32,472
Facilities acquisition and construction	60,489	60,772	87,393	(26,621)
Debt service:				
Principal	89,253	88,540	-	88,540
Total expenditures	<u>12,292,952</u>	<u>12,292,358</u>	<u>11,723,444</u>	<u>568,914</u>
Deficiency of revenues under expenditures	<u>(1,528,672)</u>	<u>(1,528,078)</u>	<u>(96,393)</u>	<u>1,431,685</u>
Other financing sources (uses):				
Refund of prior year's expenditures	-	-	187	187
Transfers (out)	(30,245)	(30,399)	(45,141)	(14,742)
Advances (out)	(4)	(444)	(50,256)	(49,812)
Sale of capital assets	800	800	9,382	8,582
Total other financing sources (uses)	<u>(29,449)</u>	<u>(30,043)</u>	<u>(85,828)</u>	<u>(55,785)</u>
Net change in fund balance	(1,558,121)	(1,558,121)	(182,221)	1,375,900
Fund balance at beginning of year	2,465,925	2,465,925	2,465,925	-
Prior year encumbrances appropriated	23,201	23,201	23,201	-
Fund balance at end of year	<u>\$ 931,005</u>	<u>\$ 931,005</u>	<u>\$ 2,306,905</u>	<u>\$ 1,375,900</u>

SEE ACCOMPANYING NOTES TO THE BASIC FINANCIAL STATEMENTS

**TUSCARAWAS VALLEY LOCAL SCHOOL DISTRICT
TUSCARAWAS COUNTY, OHIO**

STATEMENT OF NET ASSETS
PROPRIETARY FUND
JUNE 30, 2012

	Governmental Activities - Internal Service Fund
Assets:	
Cash with fiscal agent	\$ 2,075,194
Total assets	<u>2,075,194</u>
Liabilities:	
Claims payable	170,399
Total current liabilities	<u>170,399</u>
Net assets:	
Unrestricted	<u>1,904,795</u>
Total net assets	<u>\$ 1,904,795</u>

SEE ACCOMPANYING NOTES TO THE BASIC FINANCIAL STATEMENTS

**TUSCARAWAS VALLEY LOCAL SCHOOL DISTRICT
TUSCARAWAS COUNTY, OHIO**

STATEMENT OF REVENUES, EXPENSES AND
CHANGES IN NET ASSETS
PROPRIETARY FUND
FOR THE FISCAL YEAR ENDED JUNE 30, 2012

	Governmental Activities - Internal Service Funds
Operating revenues:	
Charges for services	\$ 1,709,813
Total operating revenues.	<u>1,709,813</u>
Operating expenses:	
Personal services.	318,761
Claims expense.	1,655,613
Total operating expenses	<u>1,974,374</u>
Operating loss.	<u>(264,561)</u>
Nonoperating revenues:	
Interest revenue	<u>76,613</u>
Total nonoperating revenues.	<u>76,613</u>
Change in net assets	(187,948)
Net assets at beginning of year.	<u>2,092,743</u>
Net assets at end of year	<u><u>\$ 1,904,795</u></u>

SEE ACCOMPANYING NOTES TO THE BASIC FINANCIAL STATEMENTS

**TUSCARAWAS VALLEY LOCAL SCHOOL DISTRICT
TUSCARAWAS COUNTY, OHIO**

STATEMENT OF CASH FLOWS
PROPRIETARY FUND
FOR THE FISCAL YEAR ENDED JUNE 30, 2012

	Governmental Activities - Internal Service Fund
Cash flows from operating activities:	
Cash received from sales/charges for services	\$ 1,709,813
Cash payments for personal services	(318,761)
Cash payments for claims	<u>(1,655,147)</u>
Net cash used in operating activities	<u>(264,095)</u>
Cash flows from investing activities:	
Interest received	<u>76,613</u>
Net cash provided by investing activities	<u>76,613</u>
Net decrease in cash with fiscal agent	(187,482)
Cash with fiscal agent at beginning of year	<u>2,262,676</u>
Cash with fiscal agent at end of year	<u><u>\$ 2,075,194</u></u>
Reconciliation of operating loss to net cash used in operating activities:	
Operating loss	\$ (264,561)
Adjustments:	
Increase in claims payable	<u>466</u>
Net cash used in operating activities	<u><u>\$ (264,095)</u></u>

SEE ACCOMPANYING NOTES TO THE BASIC FINANCIAL STATEMENTS

**TUSCARAWAS VALLEY LOCAL SCHOOL DISTRICT
TUSCARAWAS COUNTY, OHIO**

STATEMENT OF FIDUCIARY NET ASSETS
FIDUCIARY FUND
JUNE 30, 2012

	Agency
Assets:	
Equity in pooled cash and cash equivalents	\$ 50,633
Total assets	\$ 50,633
Liabilities:	
Due to students.	\$ 50,633
Total liabilities	\$ 50,633

SEE ACCOMPANYING NOTES TO THE BASIC FINANCIAL STATEMENTS

**TUSCARAWAS VALLEY LOCAL SCHOOL DISTRICT
TUSCARAWAS COUNTY, OHIO**

**NOTES TO THE BASIC FINANCIAL STATEMENTS
FOR THE FISCAL YEAR ENDED JUNE 30, 2012**

NOTE 1 - DESCRIPTION OF THE SCHOOL DISTRICT

Tuscarawas Valley Local School District (the "District") is a body politic and corporate established for the purpose of exercising the rights and privileges conveyed to it by the constitution and laws of the State of Ohio.

The District ranks as the 342nd largest by total enrollment among the 918 public school districts and community schools in the State. It operates under a locally-elected, five-member Board and provides educational services as authorized and mandated by State and federal agencies. The Board controls the District's 5 instructional support facilities staffed by 87 classified employees and 115 certified teaching personnel and 6 administrators, who provide services to 1,554 students.

NOTE 2 - SUMMARY OF SIGNIFICANT ACCOUNTING POLICIES

The financial statements of the District have been prepared in conformity with accounting principles generally accepted in the United States of America (GAAP) as applied to governmental units. The Governmental Accounting Standards Board (GASB) is the accepted standard-setting body for establishing governmental accounting and financial reporting principles. The District also applies Financial Accounting Standards Board (FASB) guidance issued on or before November 30, 1989, to its governmental activity and to its proprietary fund provided it does not conflict with or contradict GASB pronouncements. The District's significant accounting policies are described below.

A. Reporting Entity

The reporting entity has been defined in accordance with GASB Statement No. 14, "The Financial Reporting Entity" as amended by GASB Statement No. 39, "Determining Whether Certain Organizations Are Component Units". The reporting entity is composed of the primary government and component units. The primary government consists of all funds, departments, boards and agencies that are not legally separate from the District. For the District, this includes general operations, food service and student related activities of the District.

Component units are legally separate organizations for which the District is financially accountable. The District is financially accountable for an organization if the District appoints a voting majority of the organization's Governing Board and (1) the District is able to significantly influence the programs or services performed or provided by the organization; or (2) the District is legally entitled to or can otherwise access the organization's resources; or (3) the District is legally obligated or has otherwise assumed the responsibility to finance the deficits of, or provide financial support to, the organization; or (4) the District is obligated for the debt of the organization. Component units may also include organizations that are fiscally dependent on the District in that the District approves the budget, the issuance of debt or the levying of taxes. Certain organizations are also included as component units if the nature and significance of the relationship between the primary government and the organization is such that exclusion by the primary government would render the primary governments financial statements incomplete or misleading. Based upon the application of these criteria, the District has no component units. The basic financial statements of the reporting entity include only those of the District (the primary government).

**TUSCARAWAS VALLEY LOCAL SCHOOL DISTRICT
TUSCARAWAS COUNTY, OHIO**

NOTES TO THE BASIC FINANCIAL STATEMENTS
FOR THE FISCAL YEAR ENDED JUNE 30, 2012

NOTE 2 - SUMMARY OF SIGNIFICANT ACCOUNTING POLICIES - (Continued)

JOINTLY GOVERNED ORGANIZATIONS

Buckeye Joint Vocational School

The Buckeye Joint Vocational School (the "JVS") is a separate body politic and corporate, established by the Ohio Revised Code to provide for the vocational and special education needs of the students. The JVS Board of Education is comprised of representatives from the Board of each participating school district. The JVS Board is responsible for approving its own budgets, appointing personnel and accounting and finance related activities. The District's students may attend the vocational school. Each school district's control is limited to its representation on the JVS Board. During fiscal year 2012, no monies were paid to the JVS by the District.

Ohio Mid-Eastern Regional Educational Services Agency (OME-RESA)

OME-RESA is a not-for-profit computer service organization whose primary function is to provide information technology services to its member school districts with the major emphasis being placed on accounting, payroll and inventory control services. Other areas of service provided by the OME-RESA include pupil scheduling, attendance and grade reporting, career guidance services, special education records and test scoring.

The OME-RESA is one of 23 regional service organizations serving over 600 public school districts in the State of Ohio that make up the Ohio Educational Computer Network (OECN). These service organizations are known as Data Acquisition Sites. The OECN is a collective group of Data Acquisition Sites, authorized pursuant to Section 3301.075 of the Ohio Revised Code and their member school districts. Such sites, in conjunction with the Ohio Department of Education (ODE), comprise a statewide delivery system to provide comprehensive, cost-efficient accounting and other administrative and instructional computer services for participating Ohio school districts.

Major funding for this network is derived from the State of Ohio. In addition, a majority of the software utilized by the OME-RESA is developed by the ODE.

The District is a member of the OME-RESA Health Benefits Program, a partially self-insured consortium of public employers in Ohio. The consortium has over 100 member organizations participating. Monthly accruals are paid to a custodian bank, U.S. Bank, acting as trustee on behalf of the fiscal agent. The trustees disburse payments to vendors for services rendered and to satisfy claim reimbursements for covered plan participants.

The OME-RESA is located at 2023 Sunset Blvd., Steubenville, Ohio 43952. The Jefferson County Educational Service Center is one of OME-RESA's member districts and acts in the capacity of fiscal agent for OME-RESA.

**TUSCARAWAS VALLEY LOCAL SCHOOL DISTRICT
TUSCARAWAS COUNTY, OHIO**

NOTES TO THE BASIC FINANCIAL STATEMENTS
FOR THE FISCAL YEAR ENDED JUNE 30, 2012

NOTE 2 - SUMMARY OF SIGNIFICANT ACCOUNTING POLICIES - (Continued)

Tuscarawas County Tax Incentive Review Council (TCTIRC)

The TCTIRC is a jointly governed organization, created as a regional council of governments pursuant to Ohio Revised Code Section 5705.62. TCTIRC has 44 members consisting of 3 members appointed by the County Commissioners, 18 members appointed by municipal corporations, 14 members appointed by township trustees, 1 member from the County Auditor's office and 8 members appointed by Boards of Education located within the County. TCTIRC reviews and evaluates the performance of each Enterprise Zone Agreement. The body is advisory in nature and cannot directly impact an existing Enterprise Zone Agreement; however, the TCTIRC can make written recommendations to the legislative authority that approved the agreement. There is no cost associated with being a member of the TCTIRC. The continued existence of the TCTIRC is not dependent on the District's continued participation and no measurable equity interest exists.

The District does not retain an ongoing financial interest or an ongoing financial responsibility with any of these organizations.

PUBLIC ENTITY RISK POOLS

Workers' Compensation

The District participates in a group rating plan for workers' compensation as established under Section 4123.29 of the Ohio Revised Code. The Ohio Association of School Business Officials Workers' Compensation Group Rating Plan (the "Plan") was established through the Ohio Association of School Business Officials (OASBO) as a group purchasing pool.

The Executive Director of the OASBO, or his designee, serves as coordinator of the Plan. Each year, the participating school district pays an enrollment fee to the Plan to cover the costs of administering the program.

Ohio Mid-Eastern Regional Educational Services Agency (OME-RESA) Self-Insurance Plan

The District participates in the OME-RESA Self-Insurance Plan, a claims servicing pool comprised of 50 members. Each participant is a member of the assembly. The Plan's business and affairs are conducted by a nine-member Board of Directors elected from OME-RESA's assembly. Each member pays a monthly premium based on their claims history and a monthly administration fee. All participating members retain their risk and the Plan acts as the claims servicing agent.

B. Fund Accounting

The District uses funds to report its financial position and the results of its operations. A fund is a separate accounting entity with a self-balancing set of accounts. Fund accounting is designed to demonstrate legal compliance and to aid financial management by segregating transactions related to certain school district activities or functions. Funds are classified into three categories: governmental, proprietary and fiduciary. Each category is divided into separate fund types.

**TUSCARAWAS VALLEY LOCAL SCHOOL DISTRICT
TUSCARAWAS COUNTY, OHIO**

NOTES TO THE BASIC FINANCIAL STATEMENTS
FOR THE FISCAL YEAR ENDED JUNE 30, 2012

NOTE 2 - SUMMARY OF SIGNIFICANT ACCOUNTING POLICIES - (Continued)

GOVERNMENTAL FUNDS

Governmental funds focus on the sources, uses and balances of current financial resources. Expendable assets are assigned to the various governmental funds according to the purposes for which they may or must be used. Current liabilities are assigned to the fund from which they will be paid. The difference between governmental fund assets and liabilities is reported as fund balance. The following are the District's major governmental funds:

General fund -The general fund is used to account for and report all financial resources not accounted for and reported in another fund. The general fund balance is available for any purpose provided it is expended or transferred according to the general laws of Ohio.

Bond retirement fund - The bond retirement fund is used to account for the accumulation of resources and payment of general obligation bond principal and interest from governmental resources when the government is obligated in some manner for payment.

Other governmental funds of the District are used to account for (a) financial resources that are restricted, committed, or assigned to expenditures for capital outlays including the acquisition or construction of capital facilities and other capital assets, and (b) specific revenue sources that are restricted or committed to an expenditure for specified purposes other than debt service or capital projects.

PROPRIETARY FUNDS

Proprietary funds are used to account for the District's ongoing activities which are similar to those often found in the private sector where the determination of net income is necessary or useful to sound financial administration. The following is the District's proprietary fund:

Internal service fund - The internal service fund is used to account for the financing of goods or services provided by one department or agency to other departments or agencies of the district, or to other governments, on a cost-reimbursement basis. The District's internal service fund reports on a self-insurance program for employee medical benefits.

FIDUCIARY FUNDS

Fiduciary fund reporting focuses on net assets and changes in net assets. The fiduciary fund category is split into two classifications: private-purpose trust funds and agency funds. Trust funds are used to account for assets held by the District under a trust agreement for individuals, private organizations, or other governments and are therefore not available to support the District's own programs. Agency funds are custodial in nature (assets equal liabilities) and do not involve measurement of results of operations. The District's only fiduciary fund is one agency fund to account for student managed activities.

**TUSCARAWAS VALLEY LOCAL SCHOOL DISTRICT
TUSCARAWAS COUNTY, OHIO**

NOTES TO THE BASIC FINANCIAL STATEMENTS
FOR THE FISCAL YEAR ENDED JUNE 30, 2012

NOTE 2 - SUMMARY OF SIGNIFICANT ACCOUNTING POLICIES - (Continued)

C. Basis of Presentation

Government-wide Financial Statements - The Statement of Net Assets and the Statement of Activities display information about the District as a whole. These statements include the financial activities of the primary government, except for fiduciary funds. Internal service fund activity is eliminated to avoid “doubling up” revenues and expenses. Interfund services provided and used are not eliminated in the process of consolidation.

The government-wide statements are prepared using the economic resources measurement focus. This is the same approach used in the preparation of the proprietary fund financial statements but differs from the manner in which governmental fund financial statements are prepared. Governmental fund financial statements therefore include reconciliations with brief explanations to better identify the relationship between the government-wide statements and the statements for governmental funds.

The government-wide Statement of Activities presents a comparison between direct expenses and program revenues for each function or program of the District’s governmental activities. Direct expenses are those that are specifically associated with a service, program or department and are therefore clearly identifiable to a particular function. Program revenues include charges paid by the recipient of the goods or services offered by the program and grants and contributions that are restricted to meeting the operational or capital requirements of a particular program. Revenues which are not classified as program revenues are presented as general revenues of the District. The comparison of direct expenses with program revenues identifies the extent to which each governmental function is self-financing or draws from the general revenues of the District.

Fund Financial Statements - Fund financial statements report detailed information about the District. The focus of governmental fund financial statements is on major funds rather than reporting funds by type. Each major fund is presented in a separate column. Nonmajor funds are aggregated and presented in a single column. The internal service fund is presented in a single column on the face of the proprietary fund statements. Fiduciary funds are reported by fund type.

The accounting and financial reporting treatment applied to a fund is determined by its measurement focus. All governmental fund types are accounted for using a flow of current financial resources measurement focus. The financial statements for governmental funds are a Balance Sheet, which generally includes only current assets and current liabilities, and a Statement of Revenues, Expenditures and Changes in Fund Balances, which reports on the sources (i.e., revenues and other financing sources) and uses (i.e., expenditures and other financing uses) of current financial resources.

The proprietary fund type is accounted for on a flow of economic resources measurement focus. With this measurement focus, all assets and all liabilities associated with the operation of proprietary funds are included on the Statement of Net Assets. The Statement of Changes in Fund Net Assets presents increases (i.e., revenues) and decreases (i.e., expenses) in net total assets. The Statement of Cash Flows provides information about how the District finances and meets the cash flow needs of its proprietary activities.

**TUSCARAWAS VALLEY LOCAL SCHOOL DISTRICT
TUSCARAWAS COUNTY, OHIO**

NOTES TO THE BASIC FINANCIAL STATEMENTS
FOR THE FISCAL YEAR ENDED JUNE 30, 2012

NOTE 2 - SUMMARY OF SIGNIFICANT ACCOUNTING POLICIES - (Continued)

Proprietary funds distinguish operating revenues and expenses from nonoperating items. Operating revenues and expenses generally result from providing services and producing and delivering goods in connection with a proprietary fund's principal ongoing operation. The principal operating revenue of the District's internal service fund is charges for services. Operating expenses for the internal service fund include personal services and claims expenses. All revenues and expenses not meeting this definition are reported as nonoperating revenues and expenses.

Agency funds do not report a measurement focus as they do not report operations.

D. Basis of Accounting

Basis of accounting determines when transactions are recorded in the financial records and reported on the financial statements. Government-wide financial statements are prepared using the accrual basis of accounting. Governmental funds use the modified accrual basis of accounting on the fund financial statements. Proprietary and fiduciary funds also use the accrual basis of accounting.

Revenues - Exchange and Nonexchange Transactions - Revenue resulting from exchange transactions, in which each party gives and receives essentially equal value, are recorded on the accrual basis when the exchange takes place. On a modified accrual basis, revenue is recorded in the fiscal year in which the resources are measurable and become available. Available means that the resources will be collected within the current fiscal year or are expected to be collected soon enough thereafter to be used to pay liabilities of the current fiscal year. For the District, available means expected to be received within sixty days of fiscal year end.

Nonexchange transactions, in which the District receives value without directly giving equal value in return, include property taxes, grants, entitlements and donations. On an accrual basis, revenue from property taxes is recognized in the fiscal year for which the taxes are levied (See Note 6). Revenue from grants, entitlements and donations is recognized in the fiscal year in which all eligibility requirements have been satisfied.

Eligibility requirements include timing requirements, which specify the year when the resources are required to be used or the fiscal year when use is first permitted, matching requirements, in which the District must provide local resources to be used for a specified purpose, and expenditure requirements, in which the resources are provided to the District on a reimbursement basis. On a modified accrual basis, revenue from nonexchange transactions must also be available before it can be recognized.

Under the modified accrual basis, the following revenue sources are considered to be both measurable and available at fiscal year end: property taxes available as an advance, interest, tuition, grants, student fees and rentals.

Unearned Revenue and Deferred Revenue - Unearned revenue and deferred revenue arise when assets are recognized before revenue recognition criteria have been satisfied.

Property taxes for which there is an enforceable legal claim as of June 30, 2012, but which were levied to finance fiscal year 2013 operations, and other revenues received in advance of the fiscal year for which they are intended to finance, have been recorded as unearned revenue. Grants and entitlements received before the eligibility requirements are met and delinquent property taxes due at June 30, 2012 are recorded as deferred revenue in the governmental funds.

**TUSCARAWAS VALLEY LOCAL SCHOOL DISTRICT
TUSCARAWAS COUNTY, OHIO**

NOTES TO THE BASIC FINANCIAL STATEMENTS
FOR THE FISCAL YEAR ENDED JUNE 30, 2012

NOTE 2 - SUMMARY OF SIGNIFICANT ACCOUNTING POLICIES - (Continued)

On governmental fund financial statements, receivables that will not be collected within the available period have been reported as deferred revenue.

Expenses/Expenditures - On the accrual basis of accounting, expenses are recognized at the time they are incurred. The entitlement value of donated commodities used during the year is reported in the statement of revenues, expenditures and changes in fund balances as an expenditure with a like amount reported as intergovernmental revenue.

The measurement focus of governmental fund accounting is on decreases in net financial resources (expenditures) rather than expenses. Expenditures are generally recognized in the accounting period in which the related fund liability is incurred, if measurable. Allocations of cost, such as depreciation and amortization, are not recognized in governmental funds.

E. Budgets

The District is required by State statute to adopt an annual appropriated cash basis budget for all funds. The specific timetable for fiscal year 2012 is as follows:

1. On July 25, 2002, the Tuscarawas County Budget Commission voted to waive the requirement that school districts adopt a tax budget as required by Section 5705.28 of the Ohio Revised Code, by January 15 and the filing by January 20. In order to complete other necessary documents, the Budget Commission now requires certain information to be filed by May 1. Information required includes the general fund five year forecast submitted to the Department of Education, projected revenues and expenditures line items for all levy funds, projected revenues and debt requirements (principal and interest) and amortization schedules for the bond retirement fund and balances and total anticipated activity for all other funds.
2. Prior to April 1, the Board of Education accepts, by formal resolution, the tax rates as determined by the Budget Commission and receives the Commission's Certificate of Estimated Resources which states the projected revenue of each fund. Prior to July 1, the District must revise its budget so that total contemplated expenditures from any fund during the ensuing year will not exceed the amount stated in the Certificate of Estimated Resources. The revised budget then serves as a basis for the appropriation measure. On or about July 1, the certificate is amended to include any unencumbered balances from the preceding year as reported by the District Treasurer. The certificate may be further amended during the year if projected increases or decreases in revenue are identified by the District Treasurer. The amounts reported as the final budgeted amount in the budgetary statement reflect the amounts set forth in the final Certificate of Estimated Resources issued for fiscal year 2012.
3. By July 1, the Annual Appropriation Resolution is legally enacted by the Board of Education at the fund level of expenditures, which is the legal level of budgetary control. State statute permits a temporary appropriation to be effective until no later than October 1 of each year. Although the legal level of budgetary control was established at the fund level of expenditures, the District has elected to present budgetary statement comparisons at the fund and function level of expenditures. Resolution appropriations by fund must be within the estimated resources as certified by the County Budget Commission and the total of expenditures and encumbrances may not exceed the appropriation totals.

**TUSCARAWAS VALLEY LOCAL SCHOOL DISTRICT
TUSCARAWAS COUNTY, OHIO**

**NOTES TO THE BASIC FINANCIAL STATEMENTS
FOR THE FISCAL YEAR ENDED JUNE 30, 2012**

NOTE 2 - SUMMARY OF SIGNIFICANT ACCOUNTING POLICIES - (Continued)

4. Any revisions that alter the total of any fund appropriation must be approved by the Board of Education.
5. Formal budgetary integration is employed as a management control device during the year for all funds consistent with the general obligation bond indenture and other statutory provisions. All funds completed the year within the amount of their legally authorized cash basis appropriation.
6. Appropriation amounts are as originally adopted, or as amended by the Board of Education through the year by supplemental appropriations which either re-allocated, increased or decreased the original appropriated amounts. All supplemental appropriations were legally enacted by the Board during fiscal year 2012.
7. Unencumbered appropriations lapse at year end. Encumbered appropriations are carried forward to the succeeding fiscal year and need not be reappropriated. Cash disbursements plus encumbrances may not legally exceed budgeted appropriations at the fund level.

As part of formal budgetary control, purchase orders, contracts and other commitments for the expenditure of monies are recorded as the equivalent of expenditures on the non-GAAP budgetary basis in order to reserve that portion of the applicable appropriation and to determine and maintain legal compliance.

F. Cash and Investments

To improve cash management, cash received by the District is pooled. Monies for all funds, except proprietary funds, are maintained in this pool. Individual fund integrity is maintained through the District's records. Each fund's interest in the pool is presented as "equity in pooled cash and investments" on the financial statements.

At year end, the District had proprietary fund cash held by the fiscal agent in an interest bearing account which cannot be identified as an investment or deposit, since it is held in a pool made up of numerous participants. This account is presented as "cash with fiscal agent" since monies are not required to be deposited into the District's treasury.

During fiscal year 2012, investments were limited to the State Treasury Asset Reserve of Ohio (STAR Ohio). Except for nonparticipating investment contracts, investments are reported at fair value, which is based on quoted market prices.

STAR Ohio is an investment pool managed by the State Treasurer's Office which allows governments within the State to pool their funds for investment purposes. STAR Ohio is not registered with the SEC as an investment company, but does operate in a manner consistent with Rule 2a7 of the Investment Company Act of 1940. Investments in STAR Ohio are valued at STAR Ohio's shares price, which is the price the investment could be sold for on June 30, 2012.

**TUSCARAWAS VALLEY LOCAL SCHOOL DISTRICT
TUSCARAWAS COUNTY, OHIO**

NOTES TO THE BASIC FINANCIAL STATEMENTS
FOR THE FISCAL YEAR ENDED JUNE 30, 2012

NOTE 2 - SUMMARY OF SIGNIFICANT ACCOUNTING POLICIES - (Continued)

Under existing Ohio statutes all investment earnings are assigned to the general fund unless statutorily required to be credited to a specific fund. By policy of the Board of Education, investment earnings are assigned to the general fund. Interest revenue credited to the general fund during fiscal year 2012 amounted to \$731, which includes \$200 assigned from other District funds.

For purposes of the statement of cash flows and for presentation on the statement of net assets, investments of the cash management pool and investments with original maturities of three months or less at the time they are purchased by the District are considered to be cash equivalents. Investments with an initial maturity of more than three months are reported as investments.

An analysis of the District's investment account at year end is provided in Note 4.

G. Inventory

On government-wide financial statements, purchased inventories are presented at the lower of cost or market and donated commodities are presented at their entitlement value. Inventories are recorded on a first-in, first-out basis and are expensed when used. Inventories are accounted for using the consumption method. On fund financial statements, inventories of governmental funds are stated at cost.

Inventory consists of expendable supplies held for consumption, donated food and purchased food.

H. Capital Assets

General capital assets are those assets not specifically related to activities reported in the proprietary fund. These assets generally result from expenditures in the governmental funds. These assets are reported in the governmental activities column of the government-wide Statement of Net Assets, but are not reported in the fund financial statements.

All capital assets are capitalized at cost (or estimated historical cost) and updated for additions and retirements during the year. Donated capital assets are recorded at their fair market values as of the date received. The District maintains a capitalization threshold of \$5,000. The District does not possess any infrastructure. Improvements are capitalized; the costs of normal maintenance and repairs that do not add to the value of the asset or materially extend an asset's life are not. Interest incurred during the construction of capital assets is also capitalized.

All reported capital assets except land are depreciated. Improvements are depreciated over the remaining useful lives of the related capital assets. Depreciation is computed using the straight-line method over the following useful lives:

<u>Description</u>	<u>Estimated Lives</u>
Land improvements	10 - 50 years
Buildings/improvements	20 - 70 years
Furniture/equipment	8 - 20 years
Vehicles	10 - 15 years

**TUSCARAWAS VALLEY LOCAL SCHOOL DISTRICT
TUSCARAWAS COUNTY, OHIO**

NOTES TO THE BASIC FINANCIAL STATEMENTS
FOR THE FISCAL YEAR ENDED JUNE 30, 2012

NOTE 2 - SUMMARY OF SIGNIFICANT ACCOUNTING POLICIES - (Continued)

I. Interfund Balances

On fund financial statements, receivables and payables resulting from short-term interfund loans are classified as “interfund loan receivable/payable” and “due to/from other funds”. These amounts are eliminated in the governmental activities columns of the Statement of Net Assets.

J. Compensated Absences

Compensated absences of the District consist of vacation leave and sick leave to the extent that payments to the employee for these absences are attributable to services already rendered and are not contingent on a specific event that is outside the control of the District and the employee.

In accordance with the provisions of GASB Statement No. 16, “Accounting for Compensated Absences”, a liability for vacation leave is accrued if a) the employees’ rights to payment are attributable to services already rendered; and b) it is probable that the employer will compensate the employees for the benefits through paid time off or other means, such as cash payment at termination or retirement. An accrual for earned sick leave is made to the extent that it is probable that the benefits will result in termination (severance) payments. A liability for sick leave is accrued using the vesting method; i.e., the liability is based on the sick leave accumulated at the Balance Sheet date by those employees who are currently eligible to receive termination (severance) payments, as well as those employees expected to become eligible in the future. For purposes of establishing a liability for sick leave on employees expected to become eligible to retire in the future, all employees age fifty or greater with at least ten years of service or any age with twenty years of service were considered expected to become eligible to retire in accordance with GASB Statement No. 16.

The total liability for vacation and sick leave payments has been calculated using pay rates in effect at June 30, 2012 and reduced to the maximum payment allowed by labor contract and/or statute, plus any additional salary related payments.

The entire compensated absence liability is reported on the government-wide financial statements.

For governmental fund financial statements, compensated absences are recognized as liabilities and expenditures as payments come due each period upon the occurrence of employee resignations and retirements.

K. Accrued Liabilities and Long-Term Obligations

All payables, accrued liabilities and long-term obligations are reported in the government-wide financial statements, and all payables, accrued liabilities and long-term obligations payable from proprietary funds are reported on the proprietary fund financial statements.

In general, governmental fund payables and accrued liabilities that, once incurred, are paid in a timely manner and in full from current financial resources are reported as obligations of the funds. However, claims and judgments and compensated absences that will be paid from governmental funds are reported as a liability in the fund financial statements only to the extent that they are due for payment during the current year. Bonds and long-term loans are recognized as a liability in the fund financial statements when due.

**TUSCARAWAS VALLEY LOCAL SCHOOL DISTRICT
TUSCARAWAS COUNTY, OHIO**

NOTES TO THE BASIC FINANCIAL STATEMENTS
FOR THE FISCAL YEAR ENDED JUNE 30, 2012

NOTE 2 - SUMMARY OF SIGNIFICANT ACCOUNTING POLICIES - (Continued)

L. Fund Balance

Fund balance is divided into five classifications based primarily on the extent to which the District is bound to observe constraints imposed upon the use of the resources in the governmental funds. The classifications are as follows:

Nonspendable - The nonspendable fund balance classification includes amounts that cannot be spent because they are not in spendable form or legally required to be maintained intact. The “not in spendable form” criterion includes items that are not expected to be converted to cash. It also includes the long-term amount of loans receivable.

Restricted - Fund balance is reported as restricted when constraints are placed on the use of resources that are either externally imposed by creditors (such as through debt covenants), grantors, contributors, or laws or regulations of other governments, or imposed by law through constitutional provisions or enabling legislation.

Committed - The committed fund balance classification includes amounts that can be used only for the specific purposes imposed by a formal action (resolution) of the District Board of Education (the highest level of decision making authority). Those committed amounts cannot be used for any other purpose unless the District Board of Education removes or changes the specified use by taking the same type of action (resolution) it employed to previously commit those amounts. Committed fund balance also incorporates contractual obligations to the extent that existing resources in the fund have been specifically committed for use in satisfying those contractual requirements.

Assigned - Amounts in the assigned fund balance classification are intended to be used by the District for specific purposes but do not meet the criteria to be classified as restricted nor committed. In governmental funds other than the general fund, assigned fund balance represents the remaining amount that is not restricted or committed. In the general fund, assigned amounts represent intended uses established by policies of the District Board of Education, which includes giving the Treasurer the authority to constrain monies for intended purposes.

Unassigned - Unassigned fund balance is the residual classification for the general fund and includes all spendable amounts not contained in the other classifications. In other governmental funds, the unassigned classification is only used to report a deficit fund balance resulting from overspending for specific purposes for which amounts had been restricted, committed, or assigned.

The District applies restricted resources first when expenditures are incurred for purposes for which restricted and unrestricted (committed, assigned, and unassigned) fund balance is available. Similarly, within unrestricted fund balance, committed amounts are reduced first followed by assigned, and then unassigned amounts when expenditures are incurred for purposes for which amounts in any of the unrestricted fund balance classifications could be used.

**TUSCARAWAS VALLEY LOCAL SCHOOL DISTRICT
TUSCARAWAS COUNTY, OHIO**

NOTES TO THE BASIC FINANCIAL STATEMENTS
FOR THE FISCAL YEAR ENDED JUNE 30, 2012

NOTE 2 - SUMMARY OF SIGNIFICANT ACCOUNTING POLICIES - (Continued)

M. Net Assets

Net assets represent the difference between assets and liabilities. Net assets invested in capital assets, net of related debt consists of capital assets, net of accumulated depreciation, reduced by the outstanding balances of any borrowings used for the acquisition, construction or improvement of those assets. Net assets are reported as restricted when there are limitations imposed on their use either through enabling legislation or through external restrictions imposed by creditors, grantors or laws or regulations of other governments. Net assets restricted for other purposes include of amounts restricted for the educational foundation.

The District applies restricted resources first when an expense is incurred for purposes for which both restricted and unrestricted net assets are available.

N. Prepayments

Payments made to vendors for services that will benefit periods beyond June 30, 2012, are recorded as prepaid items using the consumption method. A current asset for the prepaid amount is recorded at the time of purchase and an expenditure/expense is reported in the year which services are consumed.

O. Estimates

The preparation of the financial statements in conformity with GAAP requires management to make estimates and assumptions that affect the amounts reported in the financial statements and accompanying notes. Actual results may differ from those estimates.

P. Interfund Activity

Transfers between governmental activities on the government-wide statements are reported in the same manner as general revenues.

Exchange transactions between funds are reported as revenues in the seller funds and as expenditures/expenses in the purchaser funds. Flows of cash or goods from one fund to another without a requirement for repayment are reported as interfund transfers. Interfund transfers are reported as other financing sources/uses in governmental funds and after nonoperating revenues/expenses in proprietary funds. Repayments from funds responsible for particular expenditures/expenses to the funds that initially paid for them are not presented on the financial statements.

Q. Extraordinary and Special Items

Extraordinary items are transactions or events that are both unusual in nature and infrequent in occurrence. Special items are transactions or events that are within the control of the Board of Education and that are either unusual in nature or infrequent in occurrence. Neither type of transaction occurred during fiscal year 2012.

**TUSCARAWAS VALLEY LOCAL SCHOOL DISTRICT
TUSCARAWAS COUNTY, OHIO**

NOTES TO THE BASIC FINANCIAL STATEMENTS
FOR THE FISCAL YEAR ENDED JUNE 30, 2012

NOTE 3 - ACCOUNTABILITY AND COMPLIANCE

A. Change in Accounting Principles

For fiscal year 2012, the District has implemented GASB Statement No. 57, "OPEB Measurements by Agent Employers and Agent Multiple-Employer Plans", and GASB Statement No. 64, "Derivative Instruments: Application of Hedge Accounting Termination Provisions - an Amendment of GASB Statement No. 53".

GASB Statement No. 57 addresses issues related to the use of the alternative measurement method and the frequency and timing of measurements by employers that participate in agent multiple-employer other postemployment benefit (OPEB) plans. The implementation of GASB Statement No. 57 did not have an effect on the financial statements of the District.

GASB Statement No. 64 clarifies the circumstances in which a hedge accounting should continue when a swap counterparty, or a swap counterparty's credit support provider, is replaced. The implementation of GASB Statement No. 64 did not have an effect on the financial statements of the District.

B. Deficit Fund Balances

Fund balances at June 30, 2012 included the following individual fund deficits:

<u>Nonmajor funds</u>	<u>Deficit</u>
Public school preschool	\$ 3,525
Education jobs	28,690
Race to the top	6
IDEA Part-B	52,788
Title I - disadvantaged children	15,051
Improving teacher quality	9,341

The general fund is liable for any deficits in these funds and provides transfers when cash is required, not when accruals occur. The deficit fund balances resulted from adjustments for accrued liabilities.

NOTE 4 - DEPOSITS AND INVESTMENTS

State statutes classify monies held by the District into three categories.

Active deposits are public deposits necessary to meet current demands on the treasury. Such monies must be maintained either as cash in the District treasury, in commercial accounts payable or withdrawable on demand, including negotiable order of withdrawal (NOW) accounts, or in money market deposit accounts.

Inactive deposits are public deposits that the Board of Education has identified as not required for use within the current five year period of designation of depositories. Inactive deposits must either be evidenced by certificates of deposit maturing not later than the end of the current period of designation of depositories, or by savings or deposit accounts including, but not limited to, passbook accounts.

**TUSCARAWAS VALLEY LOCAL SCHOOL DISTRICT
TUSCARAWAS COUNTY, OHIO**

NOTES TO THE BASIC FINANCIAL STATEMENTS
FOR THE FISCAL YEAR ENDED JUNE 30, 2012

NOTE 4 - DEPOSITS AND INVESTMENTS - (Continued)

Interim deposits are deposits of interim monies. Interim monies are those monies which are not needed for immediate use, but which will be needed before the end of the current period of designation of depositories.

Interim deposits must be evidenced by time certificates of deposit maturing not more than one year from the date of deposit or by savings or deposit accounts including passbook accounts.

Interim monies may be deposited or invested in the following securities:

1. United States Treasury Notes, Bills, Bonds, or any other obligation or security issued by the United States Treasury or any other obligation guaranteed as to principal and interest by the United States;
2. Bonds, notes, debentures, or any other obligations or securities issued by any federal government agency or instrumentality, including, but not limited to, the Federal National Mortgage Association, Federal Home Loan Bank, Federal Farm Credit Bank, Federal Home Loan Mortgage Corporation, Government National Mortgage Association, and Student Loan Marketing Association. All federal agency securities shall be direct issuances of federal government agencies or instrumentalities;
3. Written repurchase agreements in the securities listed above provided that the market value of the securities subject to the repurchase agreement must exceed the principal value of the agreement by at least two percent and be marked to market daily and that the term of the agreement must not exceed thirty days;
4. Bonds and other obligations of the State of Ohio;
5. No-load money market mutual funds consisting exclusively of obligations described in items (1) and (2) above and repurchase agreements secured by such obligations, provided that investments in securities described in this division are made only through eligible institutions;
6. The State Treasurer's investment pool (STAR Ohio);
7. Certain banker's acceptance and commercial paper notes for a period not to exceed one-hundred-eighty days from the purchase date in an amount not to exceed twenty-five percent of the interim monies available for investment at any one time; and,
8. Under limited circumstances, corporate debt interests rated in either of the two highest classifications by at least two nationally recognized rating agencies.

Protection of the District's deposits is provided by the Federal Deposit Insurance Corporation (FDIC), by eligible securities pledged by the financial institution as security for repayment, by surety company bonds deposited with the Treasurer by the financial institution or by a single collateral pool established by the financial institution to secure the repayment of all public monies deposited with the institution.

**TUSCARAWAS VALLEY LOCAL SCHOOL DISTRICT
TUSCARAWAS COUNTY, OHIO**

NOTES TO THE BASIC FINANCIAL STATEMENTS
FOR THE FISCAL YEAR ENDED JUNE 30, 2012

NOTE 4 - DEPOSITS AND INVESTMENTS - (Continued)

Investments in stripped principal or interest obligations, reverse repurchase agreements and derivatives are prohibited. The issuance of taxable notes for the purpose of arbitrage, the use of leverage and short selling are also prohibited. An investment must mature within five years from the date of purchase unless matched to a specific obligation or debt of the District, and must be purchased with the expectation that it will be held to maturity. Investments may only be made through specified dealers and institutions. Payment for investments may be made only upon delivery of the securities representing the investments to the Treasurer or, if the securities are not represented by a certificate, upon receipt of confirmation of transfer from the custodian.

A. Cash with Fiscal Agent

At fiscal year end, the District had \$2,075,194 cash held by the fiscal agent which cannot be identified as an investment or deposit, since it is held in a pool made up of numerous participants.

B. Deposits with Financial Institutions

At June 30, 2012, the carrying amount of all District deposits was \$2,768,653. Based on the criteria described in GASB Statement No. 40, "Deposits and Investment Risk Disclosures", as of June 30, 2012, \$624,033 of the District's bank balance of \$2,802,514 was exposed to custodial risk as discussed below, while \$2,178,481 was covered by the FDIC.

Custodial credit risk is the risk that, in the event of bank failure, the District's deposits may not be returned. All deposits are collateralized with eligible securities in amounts equal to at least 105% of the carrying value of the deposits. Such collateral, as permitted by the Ohio Revised Code, is held in single financial institution collateral pools at Federal Reserve Banks, or at member banks of the federal reserve system, in the name of the respective depository bank and pledged as a pool of collateral against all of the public deposits it holds or as specific collateral held at the Federal Reserve Bank in the name of the District. The District has no deposit policy for custodial credit risk beyond the requirements of State statute. Although the securities were held by the pledging institutions' trust department and all statutory requirements for the deposit of money had been followed, noncompliance with federal requirements could potentially subject the District to a successful claim by the FDIC.

C. Investments

As of June 30, 2012, the District had the following investments and maturities:

<u>Investment type</u>	<u>Fair Value</u>	<u>Investment Maturity</u> 6 months or less
STAR Ohio	<u>\$ 410,254</u>	<u>\$ 410,254</u>

Interest Rate Risk: As a means of limiting its exposure to fair value losses arising from rising interest rates and according to State law, the District's investment policy limits investment portfolio maturities to five years or less.

Credit Risk: Standard & Poor's has assigned STAR Ohio an AAAM money market rating.

**TUSCARAWAS VALLEY LOCAL SCHOOL DISTRICT
TUSCARAWAS COUNTY, OHIO**

NOTES TO THE BASIC FINANCIAL STATEMENTS
FOR THE FISCAL YEAR ENDED JUNE 30, 2012

NOTE 4 - DEPOSITS AND INVESTMENTS - (Continued)

Custodial Credit Risk: For an investment, custodial credit risk is the risk that, in the event of the failure of the counterparty, the District will not be able to recover the value of its investments or collateral securities that are in the possession of an outside party. The District has no investment policy dealing with investment custodial risk beyond the requirement in State statute that prohibits payment for investments prior to the delivery of the securities representing such investments to the treasurer or qualified trustee.

Concentration of Credit Risk: The District places no limit on the amount that may be invested in any one issuer. The following table includes the percentage of each investment type held by the District at June 30, 2012:

<u>Investment type</u>	<u>Fair Value</u>	<u>% to Total</u>
STAR Ohio	<u>\$ 410,254</u>	<u>100.00</u>

D. Reconciliation of Cash and Investments to the Statement of Net Assets

The following is a reconciliation of cash and investments as reported in the note above to cash and investments as reported on the Statement of Net Assets as of June 30, 2012:

<u>Cash and investments per note</u>	
Carrying amount of deposits	\$ 2,768,653
Investments	410,254
Cash with fiscal agent	<u>2,075,194</u>
Total	<u>\$ 5,254,101</u>
 <u>Cash and investments per Statement of Net Assets</u>	
Governmental activities	\$ 5,203,468
Agency fund	<u>50,633</u>
Total	<u>\$ 5,254,101</u>

NOTE 5 - INTERFUND TRANSACTIONS

- A. Interfund transfers for the year ended June 30, 2012, consisted of the following, as reported on the fund financial statements:

<u>Transfers to nonmajor governmental funds from:</u>	<u>Amount</u>
General fund	<u>\$ 45,141</u>

Transfers are used to move revenues from the fund that statute or budget required to collect them to the fund that statute or budget requires to expend them and to use unrestricted revenues collected in the general fund to finance various programs accounted for in other funds in accordance with budgetary authorizations. Transfers between governmental funds are eliminated in the statement of activities.

All transfers were made in compliance with Ohio Revised Code Sections 5705.14, 5705.15 and 5705.16.

**TUSCARAWAS VALLEY LOCAL SCHOOL DISTRICT
TUSCARAWAS COUNTY, OHIO**

NOTES TO THE BASIC FINANCIAL STATEMENTS
FOR THE FISCAL YEAR ENDED JUNE 30, 2012

NOTE 5 - INTERFUND TRANSACTIONS – (Continued)

- B.** Interfund loans receivable/payable consisted of the following at June 30, 2012, as reported on the fund statements:

<u>Receivable fund</u>	<u>Payable fund</u>	<u>Amount</u>
General fund	Nonmajor governmental funds	<u>\$ 131,144</u>

- C.** Interfund balances at June 30, 2012, as reported on the fund statements, consist of the following amounts due to/from other funds:

<u>Receivable fund</u>	<u>Payable fund</u>	<u>Amount</u>
General fund	Nonmajor governmental funds	<u>\$ 164,769</u>

The primary purpose of the interfund balances is to cover costs in specific funds where revenues were not received by June 30. These interfund balances will be repaid once the anticipated revenues are received. Interfund loans between governmental funds are eliminated on the Statement of Net Assets thus there are no internal balances.

NOTE 6 - PROPERTY TAXES

Property taxes are levied and assessed on a calendar year basis while the District fiscal year runs from July through June. First half tax collections are received by the District in the second half of the fiscal year. Second half tax distributions occur in the first half of the following fiscal year.

Property taxes include amounts levied against all real property and public utility property. Real property tax revenues received in calendar year 2012 represent the collection of calendar year 2011 taxes. Real property taxes received in calendar year 2012 were levied after April 1, 2011, on the assessed values as of January 1, 2011, the lien date. Assessed values for real property taxes are established by State statute at 35 percent of appraised market value. Real property taxes are payable annually or semiannually. If paid annually, payment is due December 31; if paid semiannually, the first payment is due December 31, with the remainder payable by June 20. Under certain circumstances, State statute permits alternate payment dates to be established. Public utility property tax revenues received in calendar year 2012 represent the collection of calendar year 2011 taxes. Public utility real and personal property taxes received in calendar year 2012 became a lien on December 31, 2010, were levied after April 1, 2011, and are collected with real property taxes. Public utility real property is assessed at 35 percent of true value; public utility tangible personal property is currently assessed at varying percentages of true value.

The District receives property taxes from Tuscarawas and Stark Counties. The County Auditors periodically advance to the District its portion of the taxes collected. Second-half real property tax payments collected by the County by June 30, 2012, are available to finance fiscal year 2012 operations. The amount available as an advance at June 30, 2012 was \$595,608 in the general fund and \$60,526 in the bond retirement fund. This amount is recorded as revenue. The amount available for advance at June 30, 2011 was \$564,639 in the general fund and \$57,368 in the bond retirement fund. The amount of second-half real property taxes available for advance at fiscal year-end can vary based on the date the tax bills are sent.

**TUSCARAWAS VALLEY LOCAL SCHOOL DISTRICT
TUSCARAWAS COUNTY, OHIO**

NOTES TO THE BASIC FINANCIAL STATEMENTS
FOR THE FISCAL YEAR ENDED JUNE 30, 2012

NOTE 6 - PROPERTY TAXES - (Continued)

Accrued property taxes receivable includes real property and public utility property which are measurable as of June 30, 2012 and for which there is an enforceable legal claim. Although total property tax collections for the next fiscal year are measurable, only the amount of real property taxes available as an advance at June 30 was levied to finance current fiscal year operations and is reported as revenue at fiscal year end. The portion of the receivable not levied to finance current fiscal year operations is offset by a credit to unearned revenue.

On the accrual basis of accounting, collectible delinquent property taxes have been recorded as a receivable and revenue, while on a modified accrual basis of accounting the revenue has been deferred.

The assessed values upon which the fiscal year 2012 taxes were collected are:

	2011 Second Half Collections		2012 First Half Collections	
	<u>Amount</u>	<u>Percent</u>	<u>Amount</u>	<u>Percent</u>
Agricultural/residential and other real estate	\$ 192,907,500	94.35	\$ 193,148,990	94.15
Public utility personal	<u>11,554,710</u>	<u>5.65</u>	<u>11,997,820</u>	<u>5.85</u>
Total	<u>\$ 204,462,210</u>	<u>100.00</u>	<u>\$ 205,146,810</u>	<u>100.00</u>
Tax rate per \$1,000 of assessed valuation for:				
General	\$33.20		\$33.20	
Bond	2.80		2.80	

NOTE 7 - RECEIVABLES

Receivables at June 30, 2012 consisted of taxes and intergovernmental grants and entitlements. All receivables are considered collectible in full due to the ability to foreclose for the nonpayment of taxes, the stable condition of State programs and the current year guarantee of federal funds. A summary of the principal items of receivables reported on the Statement of Net Assets follows:

Governmental activities:

Taxes - current and delinquent	\$ 6,253,903
Intergovernmental	<u>300,501</u>
Total receivables	<u>\$ 6,554,404</u>

Receivables have been disaggregated on the face of the basic financial statements. All receivables are expected to be collected within the subsequent year.

**TUSCARAWAS VALLEY LOCAL SCHOOL DISTRICT
TUSCARAWAS COUNTY, OHIO**

NOTES TO THE BASIC FINANCIAL STATEMENTS
FOR THE FISCAL YEAR ENDED JUNE 30, 2012

NOTE 8 - CAPITAL ASSETS

Capital asset activity for the fiscal year ended June 30, 2012, was as follows:

	Balance			Balance
	<u>June 30, 2011</u>	<u>Additions</u>	<u>Disposals</u>	<u>June 30, 2012</u>
Governmental activities:				
Capital assets, not being depreciated:				
Land	\$ 146,677	\$ -	\$ -	\$ 146,677
Total capital assets, not being depreciated	<u>146,677</u>	<u>-</u>	<u>-</u>	<u>146,677</u>
Capital assets, being depreciated:				
Land improvements	518,011	30,997	-	549,008
Building/improvements	9,365,079	25,678	-	9,390,757
Furniture/equipment	1,305,469	215,495	(11,085)	1,509,879
Vehicles	<u>1,260,555</u>	<u>579,696</u>	<u>(394,314)</u>	<u>1,445,937</u>
Total capital assets, being depreciated	<u>12,449,114</u>	<u>851,866</u>	<u>(405,399)</u>	<u>12,895,581</u>
Less: accumulated depreciation				
Land improvements	(341,486)	(12,257)	-	(353,743)
Building/improvements	(3,940,262)	(172,305)	-	(4,112,567)
Furniture/equipment	(874,820)	(89,621)	9,976	(954,465)
Vehicles	<u>(652,572)</u>	<u>(94,623)</u>	<u>324,002</u>	<u>(423,193)</u>
Total accumulated depreciation	<u>(5,809,140)</u>	<u>(368,806)</u>	<u>333,978</u>	<u>(5,843,968)</u>
Governmental activities capital assets, net	<u>\$ 6,786,651</u>	<u>\$ 483,060</u>	<u>\$ (71,421)</u>	<u>\$ 7,198,290</u>

Depreciation expense was charged to governmental functions as follows:

Instruction:	
Regular	\$ 181,850
Special	9,296
Support services:	
Pupil	1,953
Instructional staff	8,740
Administration	10,890
Fiscal	543
Operations and maintenance	25,284
Pupil transportation	97,420
Extracurricular	5,885
Food service operations	<u>26,945</u>
Accumulated depreciation	<u>\$ 368,806</u>

**TUSCARAWAS VALLEY LOCAL SCHOOL DISTRICT
TUSCARAWAS COUNTY, OHIO**

NOTES TO THE BASIC FINANCIAL STATEMENTS
FOR THE FISCAL YEAR ENDED JUNE 30, 2012

NOTE 9 - CAPITALIZED LEASES - LESSEE DISCLOSURE

- A. In the prior year, the District entered into leases for copier equipment. These leases meet the criteria of a capital lease as defined by FASB Statement No. 13, “Accounting for Leases”, which defines a capital lease generally as one which transfers benefits and risks of ownership to the lessee at the conclusion of the lease term. Capital lease payments have been reclassified and are reflected as debt service expenditures in the basic financial statements. These expenditures are reflected as program/function expenditures on a budgetary basis. Capital assets acquired by lease have been originally capitalized in the amount of \$106,000, which represents the present value of the future minimum lease payments at the time of acquisition. Accumulated depreciation as of June 30, 2012 was \$42,400, leaving a current book value of \$63,600.

A corresponding liability is recorded in the Statement of Net Assets. Principal and interest payments in the 2012 fiscal year totaled \$20,069 and \$4,608, respectively. These amounts are reported as debt service payments of the general fund.

The following is a schedule of the future minimum lease payments required under the capital leases and the present value of the minimum lease payments as of June 30, 2012.

<u>Fiscal Year Ending June 30,</u>	<u>Amount</u>
2013	\$ 24,676
2014	24,676
2015	<u>20,564</u>
Total minimum lease payments	69,916
Less: amount representing interest	<u>(5,897)</u>
Total	<u>\$ 64,019</u>

- B. In the current year, the District entered into a lease purchase agreement with Huntington Bank for various school buses. These leases meet the criteria of a capital lease as defined by FASB Statement No. 13, “Accounting for Leases”, which defines a capital lease generally as one which transfers benefits and risks of ownership to the lessee at the conclusion of the lease term. Capital lease payments are reflected as general fund expenditures in the basic financial statements. These expenditures are reflected as program/function expenditures on a budgetary basis. Capital assets acquired by lease have been originally capitalized in the amount of \$561,314, which represents the present value of the future minimum lease payments at the time of acquisition.

**TUSCARAWAS VALLEY LOCAL SCHOOL DISTRICT
TUSCARAWAS COUNTY, OHIO**

NOTES TO THE BASIC FINANCIAL STATEMENTS
FOR THE FISCAL YEAR ENDED JUNE 30, 2012

NOTE 9 - CAPITALIZED LEASES - LESSEE DISCLOSURE - (Continued)

The following is a schedule of the future minimum lease payments required under the capital leases and the present value of the minimum lease payments as of June 30, 2012.

<u>Fiscal Year Ending June 30,</u>	<u>Amount</u>
2013	\$ 121,133
2014	121,134
2015	121,133
2016	121,133
2017	<u>121,133</u>
Total minimum lease payments	605,666
Less: amount representing interest	<u>(44,352)</u>
Total	<u>\$ 561,314</u>

NOTE 10 - LONG-TERM OBLIGATIONS

- A. On June 3, 1999, the District issued \$6,949,981 general obligation various purpose refunding bonds. The issue is comprised of both current interest bonds, par value \$5,980,000, and capital appreciation bonds, par value \$969,981. The interest rates on the current interest bonds range from 3.40% to 5.35%. The proceeds of the bonds were used to advance refund the District's 1995 general obligation school improvement bonds by purchasing U.S. Government Securities that were placed in an irrevocable trust for the purpose of generating resources for all future debt service payments of the refunded debt. The refunded bonds are not included in the District's outstanding debt since the District has satisfied its obligations through the advance refunding. The principal balance of the general obligation various purpose refunded bonds at June 30, 2012 was \$555,000.

The assets held in trust as a result of the advance refundings described above are not included in the accompanying basic financial statements.

The capital appreciation bonds mature in various installments between December 1, 2013 and December 1, 2019 at a redemption price equal to 100% of the principal, plus accrued interest to the redemption date. The capital appreciation bonds have approximate compounding interest rates between 8.0839% and 8.9204%. The accreted value at maturity for the capital appreciation bonds is \$4,085,000. A total of \$2,334,893 in accreted interest on the capital appreciation bonds has been included in the Statement of Net Assets at June 30, 2012.

Interest payments on the current interest bonds are due on June 1 and December 1 of each year. The final maturity stated in the issue is December 1, 2012. Payments of principal and interest relating to this liability are recorded as expenditures in the bond retirement fund.

**TUSCARAWAS VALLEY LOCAL SCHOOL DISTRICT
TUSCARAWAS COUNTY, OHIO**

NOTES TO THE BASIC FINANCIAL STATEMENTS
FOR THE FISCAL YEAR ENDED JUNE 30, 2012

NOTE 10 - LONG-TERM OBLIGATIONS - (Continued)

The following is a schedule of activity for fiscal year 2012 for the 1999 series general obligation bonds:

	Balance <u>June 30, 2011</u>	<u>Appreciation</u>	<u>Reduction</u>	Balance <u>June 30, 2012</u>
Current interest bonds	\$ 1,090,000	\$ -	\$ (535,000)	\$ 555,000
Capital appreciation bonds	969,981	-	-	969,981
Accreted interest	<u>2,155,286</u>	<u>179,607</u>	<u>-</u>	<u>2,334,893</u>
Total G.O. bonds	<u>\$ 4,215,267</u>	<u>\$ 179,607</u>	<u>\$ (535,000)</u>	<u>\$ 3,859,874</u>

The following is a summary of the future debt service requirements to maturity for the 1999 series general obligation bonds:

<u>Fiscal Year Ending</u>	<u>Current Interest Bonds</u>			<u>Capital Appreciation Bonds</u>		
	<u>Principal</u>	<u>Interest</u>	<u>Total</u>	<u>Principal</u>	<u>Interest</u>	<u>Total</u>
2013	\$ 555,000	\$ 12,904	\$ 567,904	\$ -	\$ -	\$ -
2014	-	-	-	165,116	419,884	585,000
2015	-	-	-	154,570	425,430	580,000
2016	-	-	-	146,349	438,651	585,000
2017	-	-	-	137,873	447,127	585,000
2018 - 2020	<u>-</u>	<u>-</u>	<u>-</u>	<u>366,073</u>	<u>1,383,927</u>	<u>1,750,000</u>
Total	<u>\$ 555,000</u>	<u>\$ 12,904</u>	<u>\$ 567,904</u>	<u>\$ 969,981</u>	<u>\$ 3,115,019</u>	<u>\$ 4,085,000</u>

- B.** On September 28, 2010, the District issued \$440,000 of Qualified School Construction Bonds (QSCBs) to finance energy conservation projects. This issue is comprised of current interest term bonds, par value \$440,000.

These bonds are general obligations of the District for which the full faith and credit of the District is pledged for repayment. Accordingly, such unmatured obligations of the District are accounted for on the statement of net assets. Payments of interest relating to this bond are recorded as expenditures in the bond retirement fund.

Interest payments on the current interest bonds are due on June 1 and December 1 of each year. The final maturity stated in the issues is December 1, 2022.

For QSCBs, the District receives a direct payment subsidy from the United States Treasury equal to 100% of the lesser of the interest payments on the bonds or the federal tax credits that would otherwise have been available to the holders of the bonds. The District recorded this subsidy from the federal government in the amount of \$21,027 in the bond retirement fund.

**TUSCARAWAS VALLEY LOCAL SCHOOL DISTRICT
TUSCARAWAS COUNTY, OHIO**

NOTES TO THE BASIC FINANCIAL STATEMENTS
FOR THE FISCAL YEAR ENDED JUNE 30, 2012

NOTE 10 - LONG-TERM OBLIGATIONS - (Continued)

Fiscal Year Ended	Current Interest Bonds		
	Principal	Interest	Total
2013	\$ 35,000	\$ 20,729	\$ 55,729
2014	35,000	18,927	53,927
2015	35,000	17,124	52,124
2016	35,000	15,321	50,321
2017	40,000	13,390	53,390
2018 - 2022	200,000	36,050	236,050
2023	40,000	1,030	41,030
Total	<u>\$ 420,000</u>	<u>\$ 122,571</u>	<u>\$ 542,571</u>

C. The changes in the District's long-term obligations during the fiscal year consist of the following:

	Balance June 30, 2011	Additions	Reductions	Balance June 30, 2012	Due in One year
Governmental activities:					
General obligation bonds payable	\$ 4,215,267	\$ 179,607	\$ (535,000)	\$ 3,859,874	\$ 555,000
Qualified school construction bonds	440,000	-	(20,000)	420,000	35,000
Capital lease obligation	84,088	561,314	(20,069)	625,333	127,933
Compensated absences:					
Severance	825,621	46,721	(185,966)	686,376	89,485
Vacation leave	49,650	25,862	(26,490)	49,022	36,379
Total compensated absences	<u>875,271</u>	<u>72,583</u>	<u>(212,456)</u>	<u>735,398</u>	<u>125,864</u>
Total governmental activities long-term liabilities	<u>\$ 5,614,626</u>	<u>\$ 813,504</u>	<u>\$ (787,525)</u>	<u>\$ 5,640,605</u>	<u>\$ 843,797</u>

D. Legal Debt Margin

The Ohio Revised Code provides that voted net general obligation debt of the District shall never exceed 9% of the total assessed valuation of the District. The code further provides that unvoted indebtedness shall not exceed 1/10 of 1% of the property valuation of the District. The code additionally states that unvoted indebtedness related to energy conservation debt shall not exceed 9/10 of 1% of the property valuation of the District. The assessed valuation used in determining the District's legal debt margin has been modified by House Bill 530 which became effective March 30, 2006. In accordance with House Bill 530, the assessed valuation used in the District's legal debt margin calculation excluded tangible personal property used in business, telephone or telegraph property, interexchange telecommunications company property, and personal property owned or leased by a railroad company and used in railroad operations. The effects of these debt limitations at June 30, 2012, are a voted debt margin of \$17,664,453 (including available funds of \$726,221) and an unvoted debt margin of \$205,147.

**TUSCARAWAS VALLEY LOCAL SCHOOL DISTRICT
TUSCARAWAS COUNTY, OHIO**

NOTES TO THE BASIC FINANCIAL STATEMENTS
FOR THE FISCAL YEAR ENDED JUNE 30, 2012

NOTE 11 - RISK MANAGEMENT

A. Property and Liability

The District is exposed to various risks of loss related to torts; theft of, damage to, and destruction of assets; errors and omissions; injuries to employees; and natural disasters. During fiscal year 2012, the District contracted with Indiana Insurance Company for property and fleet insurance. Coverages provided by Indiana Insurance are as follows:

Building and Contents - replacement cost (\$2,500 deductible)	
Boiler and Machinery (\$2,500 deductible)	
Inland Marine Coverage (\$250 deductible)	\$38,276,687
Additional Coverage for portable items	Included
Automobile Liability - collision	2,000,000
(\$1,000 deductible comprehensive/collision Buses; all other \$250/\$500)	
Uninsured Motorists (\$0 deductible)	(no excess)
Umbrella coverage	Excess limits included with primary - Total \$2,000,000

Professional liability is protected by The Indiana Insurance Company with a \$1,000,000 single occurrence limit, a \$1,000,000 aggregate limit, and no deductible on the umbrella, but a \$2,500 deductible on the first \$1,000,000. The limits are excess (not umbrella) deductible applies per Educational Legal Liability claim. The Miller & Miller Insurance Agency maintains \$25,000 public official bonds for the Board President, Superintendent and Assistant Treasurer as well as a \$5,000 limit for employee theft. The Budgetary Clerk also maintains a \$10,000 public official bond. The \$25,000 bond for the Treasurer is provided by Traveler’s Casualty and Surety Company of America through Hylant Group. In addition, the Utica National Insurance Group provides public employee blanket bond for other employees.

Settled claims have not exceeded this commercial coverage in any of the past three years. There have been no significant reductions in insurance coverage from last year.

B. Workers’ Compensation Rating Program

The District participates in the Ohio Association of School Business Officials Workers’ Compensation Group Rating Plan (the “Plan”), an insurance purchasing pool (Note 2.A.). The intent of the Plan is to achieve the benefit of a reduced premium for the District by virtue of its grouping and representation with other participants in the Plan. Participants in the Plan are placed on tiers according to their loss history. Participants with low loss histories are rewarded with greater savings than participants with higher loss histories. Each participant pays its workers’ compensation premium to the State based on the rate for its Plan tier rather than its individual rate. Participation in the Plan is limited to school districts than can meet the Plan’s selection criteria. The firm of Sheakley UniService, Inc. provides administrative, cost control, assistance with safety programs, and actuarial services to the Plan.

**TUSCARAWAS VALLEY LOCAL SCHOOL DISTRICT
TUSCARAWAS COUNTY, OHIO**

NOTES TO THE BASIC FINANCIAL STATEMENTS
FOR THE FISCAL YEAR ENDED JUNE 30, 2012

NOTE 11 - RISK MANAGEMENT - (Continued)

C. Employee Medical Benefits

The District provides employee medical/surgical benefits through a self-insured plan and maintains a self-insurance internal service fund to account for and finance its uninsured risks of loss in this program. The plan provides medical/surgical coverage, which is 100% paid of reasonable and customary charges. Major medical expense coverage includes a \$100 individual and \$200 family deductible followed by a 10% employee co-payment. A third party administrator, Employee Benefit Management Corp. (EBMC) Dublin, Ohio, reviews all claims, which are then paid by OME-RESA Health Benefits. The District purchases stop-loss coverage of \$500,000 per individual from Sun Life through OME-RESA Health Benefits. There is an internal pool from \$35,000 to \$499,999 for stop loss coverage. The District also provides dental and vision coverage on this self-insured basis. The medical premiums are paid by the District at a rate of 90% for all employees. Dental and vision premiums are paid 100% by the District. The premium is paid by the fund that paid the salary for the employee and is based on historical cost information.

Total required monthly premiums for coverage are as follows:

	<u>Family</u>	<u>Individual</u>
Medical/Surgical	\$ 1,344.06	\$ 585.87
Dental	87.31	87.31
Vision	24.16	8.90

The liability for unpaid claims of \$170,399 reported in the internal service fund at June 30, 2012, is based on the requirements of GASB Statement No. 10, "Accounting and Financial Reporting for Risk Financing and Related Insurance Issues", as amended by GASB Statement No. 30, "Risk Financing Omnibus", which requires that a liability for unpaid claims costs, including estimates of costs relating to incurred, but not reported claims, be accrued at the estimated ultimate cost of settling the claims.

<u>Fiscal Year</u>	<u>Beginning of Fiscal Year Liability</u>	<u>Current-Year Claims and Changes in Estimates</u>	<u>Claims Payments</u>	<u>Balance at Fiscal Year-End</u>
2012	\$ 169,933	\$ 1,655,613	\$(1,655,147)	\$ 170,399
2011	191,476	1,601,795	(1,623,338)	169,933

**TUSCARAWAS VALLEY LOCAL SCHOOL DISTRICT
TUSCARAWAS COUNTY, OHIO**

NOTES TO THE BASIC FINANCIAL STATEMENTS
FOR THE FISCAL YEAR ENDED JUNE 30, 2012

NOTE 12 - PENSION PLANS

A. School Employees Retirement System

Plan Description - The District contributes to the School Employees Retirement System (SERS), a cost-sharing, multiple-employer defined benefit pension plan. SERS provides retirement, disability, survivor benefits, annual cost-of-living adjustments, and death benefits to plan members and beneficiaries. Authority to establish and amend benefits is provided by Chapter 3309 of the Ohio Revised Code. SERS issues a publicly available, stand-alone financial report that includes financial statements and required supplementary information. That report may be obtained by writing to the School Employees Retirement System, 300 East Broad Street, Suite 100, Columbus, Ohio 43215-3746. It is also posted on the SERS' Ohio website, www.ohsers.org, under "*Employers/Audit Resources*".

Funding Policy - Plan members are required to contribute 10 percent of their annual covered salary and the District is required to contribute at an actuarially determined rate. The current District rate is 14 percent of annual covered payroll. A portion of the District's contribution is used to fund pension obligations with the remainder being used to fund health care benefits. For fiscal year 2012, 12.65 percent and 0.05 percent of annual covered salary was the portion used to fund pension obligations and death benefits, respectively. The contribution requirements of plan members and employers are established and may be amended by the SERS' Retirement Board up to a statutory maximum amount of 10 percent for plan members and 14 percent for employers. Chapter 3309 of the Ohio Revised Code provides statutory authority for member and employer contributions. The District's required contributions for pension obligations and death benefits to SERS for the fiscal years ended June 30, 2012, 2011 and 2010 were \$210,717, \$179,519 and \$196,679, respectively; 67.26 percent has been contributed for fiscal year 2012 and 100 percent for fiscal years 2011 and 2010.

B. State Teachers Retirement System of Ohio

Plan Description - The District participates in the State Teachers Retirement System of Ohio (STRS Ohio), a cost-sharing, multiple-employer public employee retirement plan. STRS Ohio provides retirement and disability benefits to members and death and survivor benefits to beneficiaries. STRS Ohio issues a stand-alone financial report that may be obtained by writing to STRS Ohio, 275 E. Broad St., Columbus, OH 43215-3771, by calling (888) 227-7877, or by visiting the STRS Ohio website at www.strsoh.org, under "*Publications*".

New members have a choice of three retirement plans, a Defined Benefit (DB) Plan, a Defined Contribution (DC) Plan and a Combined Plan. The DB plan offers an annual retirement allowance based on final average salary times a percentage that varies based on years of service, or an allowance based on a member's lifetime contributions and earned interest matched by STRS Ohio funds divided by an actuarially determined annuity factor. The DC Plan allows members to place all their member contributions and employer contributions equal to 10.5 percent of earned compensation into an investment account. Investment decisions are made by the member. A member is eligible to receive a retirement benefit at age 50 and termination of employment. The member may elect to receive a lifetime monthly annuity or a lump sum withdrawal. The Combined Plan offers features of both the DC Plan and the DB Plan. In the Combined Plan, member contributions are invested by the member, and employer contributions are used to fund the defined benefit payment at a reduced level from the regular DB Plan. The DB portion of the Combined Plan payment is payable to a member on or after age 60; the DC portion of the account may be taken as a lump sum or converted to a lifetime monthly annuity at age 50. Benefits are established by Chapter 3307 of the Ohio Revised Code.

**TUSCARAWAS VALLEY LOCAL SCHOOL DISTRICT
TUSCARAWAS COUNTY, OHIO**

**NOTES TO THE BASIC FINANCIAL STATEMENTS
FOR THE FISCAL YEAR ENDED JUNE 30, 2012**

NOTE 12 - PENSION PLANS - (Continued)

A DB or Combined Plan member with five or more years credited service who becomes disabled may qualify for a disability benefit. Eligible spouses and dependents of these active members who die before retirement may qualify for survivor benefits. Members in the DC Plan who become disabled are entitled only to their account balance. If a member of the DC Plan dies before retirement benefits begin, the member's designated beneficiary is entitled to receive the member's account balance.

Funding Policy - For fiscal year 2012, plan members were required to contribute 10 percent of their annual covered salaries. The District was required to contribute 14 percent; 13 percent was the portion used to fund pension obligations. Contribution rates are established by the State Teachers Retirement Board, upon recommendations of its consulting actuary, not to exceed statutory maximum rates of 10 percent for members and 14 percent for employers. Chapter 3307 of the Ohio Revised Code provides statutory authority for member and employer contributions.

The District's required contributions for pension obligations to STRS Ohio for the fiscal years ended June 30, 2012, 2011 and 2010 were \$718,176, \$752,713 and \$735,906, respectively; 83.11 percent has been contributed for fiscal year 2012 and 100 percent for fiscal years 2011 and 2010. Contributions to the DC and Combined Plans for fiscal year 2012 were \$12,865 made by the District and \$9,189 made by the plan members.

C. Social Security System

Effective July 1, 1991, all employees not otherwise covered by the SERS/STRS Ohio have an option to choose Social Security or the SERS/STRS Ohio. As of June 30, 2012, certain members of the Board of Education have elected Social Security. The District's liability is 6.2 percent of wages paid.

NOTE 13 - POSTEMPLOYMENT BENEFITS

A. School Employees Retirement System

Plan Description - The District participates in two cost-sharing, multiple employer postemployment benefit plans administered by the School Employees Retirement System (SERS) for non-certificated retirees and their beneficiaries, a Health Care Plan and a Medicare Part B Plan. The Health Care Plan includes hospitalization and physicians' fees through several types of plans including HMO's, PPO's, Medicare Advantage, and traditional indemnity plans. A prescription drug program is also available to those who elect health coverage. SERS employs two third-party administrators and a pharmacy benefit manager to manage the self-insurance and prescription drug plans, respectively. The Medicare Part B Plan reimburses Medicare Part B premiums paid by eligible retirees and beneficiaries as set forth in Section 3309.69 of the Ohio Revised Code. Qualified benefit recipients who pay Medicare Part B premiums may apply for and receive a monthly reimbursement from SERS. The reimbursement amount is limited by statute to the lesser of the January 1, 1999 Medicare Part B premium or the current premium. The Medicare Part B premium for calendar year 2011 (latest information available) was \$96.40 for most participants, but could be as high as \$369.10 per month depending on their income and the SERS' reimbursement to retirees was \$45.50. Benefit provisions and the obligations to contribute are established by the System based on authority granted by State statute. The financial reports of both Plans are included in the SERS Comprehensive Annual Financial Report which is available by contacting SERS at 300 East Broad St., Suite 100, Columbus, Ohio 43215-3746. It is also posted on the SERS' Ohio website, www.ohsers.org, under "Employers/Audit Resources".

**TUSCARAWAS VALLEY LOCAL SCHOOL DISTRICT
TUSCARAWAS COUNTY, OHIO**

**NOTES TO THE BASIC FINANCIAL STATEMENTS
FOR THE FISCAL YEAR ENDED JUNE 30, 2012**

NOTE 13 - POSTEMPLOYMENT BENEFITS - (Continued)

Funding Policy - State statute permits SERS to fund the health care benefits through employer contributions. Each year, after the allocation for statutorily required benefits, the Retirement Board allocates the remainder of the employer contribution of 14 percent of covered payroll to the Health Care Fund. The Health Care Fund was established and is administered in accordance with Internal Revenue Code Section 105(e). For 2012, 0.55 percent of covered payroll was allocated to health care. An additional health care surcharge on employers is collected for employees earning less than an actuarially determined minimum compensation amount, pro-rated according to service credit earned. Statutes provide that no employer shall pay a health care surcharge greater than 2.0 percent of that employer's SERS-covered payroll; nor may SERS collect in aggregate more than 1.5 percent of the statewide SERS-covered payroll for the health care surcharge. For fiscal year 2012, the actuarially determined amount was \$35,800.

Active members do not contribute to the postemployment benefit plans. The Retirement Board establishes the rules for the premiums paid by the retirees for health care coverage for themselves and their dependents or for their surviving beneficiaries. Premiums vary depending on the plan selected, qualified years of service, Medicare eligibility and retirement status.

The District's contributions for health care (including surcharge) for the fiscal years ended June 30, 2012, 2011 and 2010 were \$31,746, \$53,513 and \$37,482, respectively; 67.26 percent has been contributed for fiscal year 2012 and 100 percent for fiscal years 2011 and 2010.

The Retirement Board, acting with advice of the actuary, allocates a portion of the employer contribution to the Medicare B Fund. For fiscal year 2012, this actuarially required allocation was 0.75 percent of covered payroll. The District's contributions for Medicare Part B for the fiscal years ended June 30, 2012, 2011, and 2010 were \$12,444, \$11,552 and \$11,696, respectively; 67.26 percent has been contributed for fiscal year 2012 and 100 percent for fiscal years 2011 and 2010.

B. State Teachers Retirement System of Ohio

Plan Description - The District contributes to the cost sharing, multiple employer defined benefit Health Plan (the "Plan") administered by the State Teachers Retirement System of Ohio (STRS Ohio) for eligible retirees who participated in the defined benefit or combined pension plans offered by STRS Ohio. Benefits include hospitalization, physicians' fees, prescription drugs and reimbursement of monthly Medicare Part B premiums. The Plan is included in the report of STRS Ohio which may be obtained by visiting www.strsoh.org, under "Publications" or by calling (888) 227-7877.

Funding Policy - Ohio law authorizes STRS Ohio to offer the Plan and gives the Retirement Board authority over how much, if any, of the health care costs will be absorbed by STRS Ohio. Active employee members do not contribute to the Plan. All benefit recipients pay a monthly premium. Under Ohio law, funding for post-employment health care may be deducted from employer contributions. For 2012, STRS Ohio allocated employer contributions equal to 1 percent of covered payroll to the Health Care Stabilization Fund. The District's contributions for health care for the fiscal years ended June 30, 2012, 2011 and 2010 were \$55,244, \$57,901 and \$56,608, respectively; 83.11 percent has been contributed for fiscal year 2012 and 100 percent for fiscal years 2011 and 2010.

**TUSCARAWAS VALLEY LOCAL SCHOOL DISTRICT
TUSCARAWAS COUNTY, OHIO**

NOTES TO THE BASIC FINANCIAL STATEMENTS
FOR THE FISCAL YEAR ENDED JUNE 30, 2012

NOTE 14 - BUDGETARY BASIS OF ACCOUNTING

While reporting financial position, results of operations, and changes in fund balance on the basis of generally accepted accounting principles (GAAP), the budgetary basis as provided by law is based upon accounting for certain transactions on a basis of cash receipts and disbursements.

The Statement of Revenue, Expenditures and Changes in Fund Balance - Budget and Actual (non-GAAP budgetary basis) presented for the general fund is presented on the budgetary basis to provide a meaningful comparison of actual results with the budget. The major differences between the budget basis and the GAAP basis are that:

- (a) Revenues and other financing sources are recorded when received in cash (budget basis) as opposed to when susceptible to accrual (GAAP basis);
- (b) Expenditures and other financing uses are recorded when paid in cash (budget basis) as opposed to when the liability is incurred (GAAP basis);
- (c) In order to determine compliance with Ohio law, and to reserve that portion of the applicable appropriation, total outstanding encumbrances (budget basis) are recorded as the equivalent of an expenditure, as opposed to assigned or committed fund balance for that portion of outstanding encumbrances not already recognized as an account payable (GAAP basis);
- (d) Advances-in and advances-out are operating transactions (budget basis) as opposed to Balance Sheet transactions (GAAP basis); and,
- (e) Some funds are included in the general fund (GAAP basis), but have separate legally adopted budgets (budget basis).

The adjustments necessary to convert the results of operations for the year on the budget basis to the GAAP basis for the general fund is as follows:

Net Change in Fund Balance

	<u>General fund</u>
Budget basis	\$ (182,221)
Net adjustment for revenue accruals	31,156
Net adjustment for expenditure accruals	(234,038)
Net adjustment for other financing sources	611,383
Funds budgeted elsewhere	(1,264)
Adjustment for encumbrances	14,648
GAAP basis	\$ 239,664

Certain funds that are legally budgeted in separate special revenue funds are considered part of the general fund on a GAAP basis. This includes the special rotary fund and the public school support fund.

**TUSCARAWAS VALLEY LOCAL SCHOOL DISTRICT
TUSCARAWAS COUNTY, OHIO**

NOTES TO THE BASIC FINANCIAL STATEMENTS
FOR THE FISCAL YEAR ENDED JUNE 30, 2012

NOTE 15 - CONTINGENCIES

A. Grants and ADM

The Auditor of State is currently performing a statewide review of supporting documentation for student attendance data reported to the Ohio Department of Education. The results of this review are still pending and will be reported separately to the Ohio Department of Education at a later date.

The District received financial assistance from federal and State agencies in the form of grants. The expenditure of funds received under these programs generally requires compliance with terms and conditions specified in the grant agreements and is subject to audit by the grantor agencies. Any disallowed claims resulting from such audits could become a liability of the general fund or other applicable funds. This also encompasses the Auditor of State's ongoing review of student attendance data. However, the effect of any such disallowed claims on the overall financial position of the District at June 30, 2012, if applicable, cannot be determined at this time.

B. Litigation

The District is a party to legal proceedings seeking damages or injunctive relief generally incidental to its operations and spending projects. The District management is of the opinion that disposition of the claim and legal proceedings will not have a material effect, if any, on the financial condition of the District.

NOTE 16 - SET-ASIDES

The District is required by State law to annually set-aside certain general fund revenue amounts, as defined by statutory formula, for the acquisition and construction of capital improvements. Amounts not spent by the end of the fiscal year or offset by similarly restricted resources received during the year must be held in cash at fiscal year-end. This amount must be carried forward to be used for the same purpose in future years. Expenditures exceeding the set-aside requirement may not be carried forward to the next fiscal year.

The following cash-basis information describes the change in the fiscal year-end set-aside amount for capital improvements. Disclosure of this information is required by State statute.

	Capital <u>Improvements</u>
Set-aside balance June 30, 2011	\$ -
Current year set-aside requirement	265,358
Contributions in excess of the current fiscal year set-aside requirement	-
Current year qualifying expenditures	(541,942)
Excess qualified expenditures from prior years	-
Current year offsets	-
Waiver granted by ODE	-
Prior year offset from bond proceeds	-
Total	<u>\$ (276,584)</u>
Balance carried forward to fiscal year 2013	<u>\$ -</u>
Set-aside balance June 30, 2012	<u>\$ -</u>

**TUSCARAWAS VALLEY LOCAL SCHOOL DISTRICT
TUSCARAWAS COUNTY, OHIO**

NOTES TO THE BASIC FINANCIAL STATEMENTS
FOR THE FISCAL YEAR ENDED JUNE 30, 2012

NOTE 17 - OTHER COMMITMENTS

The District utilizes encumbrance accounting as part of its budgetary controls. Encumbrances outstanding at year end may be reported as part of restricted, committed, or assigned classifications of fund balance. At year end, the District's commitments for encumbrances in the governmental funds were as follows:

<u>Fund</u>	<u>Year-End Encumbrances</u>
General	\$ 7,585
Other governmental	<u>2,024</u>
Total	<u>\$ 9,609</u>

**TUSCARAWAS VALLEY LOCAL SCHOOL DISTRICT
TUSCARAWAS COUNTY**

**FEDERAL AWARDS RECEIPTS AND EXPENDITURES SCHEDULE
FOR THE YEAR ENDED JUNE 30, 2012**

Federal Grantor/ Pass Through Grantor/ Program Title	Federal CFDA Number	Receipts	Non-Cash Receipts	Expenditures	Non-Cash Expenditures
<u>U.S. DEPARTMENT OF AGRICULTURE</u>					
<i>Passed Through Ohio Department of Education:</i>					
<i>Child Nutrition Cluster:</i>					
<i>Cash Assistance:</i>					
National School Breakfast Program	10.553	\$47,833		\$47,833	
National School Lunch Program	10.555	260,708		260,708	
<i>Non-Cash Assistance (Food Distribution):</i>					
National School Lunch Program	10.555		\$32,158		\$32,158
Total Child Nutrition Cluster		308,541	32,158	308,541	32,158
Total U.S. Department of Agriculture		308,541	32,158	308,541	32,158
<u>U.S. DEPARTMENT OF EDUCATION</u>					
<i>Passed Through Ohio Department of Education:</i>					
<i>Special Education Cluster:</i>					
Special Education Grants to States	84.027	193,680		369,298	
ARRA - Special Education Grants to States	84.391	34,431		35,347	
Total Special Education Cluster		228,111		404,645	
Title I, Grants to Local Education Agencies	84.010	196,174		189,399	
ARRA - Title I, Grants to Local Education Agencies	84.389			11,026	
Total Title I Grants		196,174		200,425	
Education Technology State Grants	84.318			1,349	
Improving Teacher Quality State Grants	84.367	47,937		57,970	
ARRA - Race to the Top Grants	84.395	23,850		25,379	
Education Jobs Fund	84.410	258,331		281,646	
Total U.S. Department of Education		754,403		971,414	
Total		\$1,062,944	\$32,158	\$1,279,955	\$32,158

The accompanying notes are an integral part of this schedule.

**TUSCARAWAS VALLEY LOCAL SCHOOL DISTRICT
TUSCARAWAS COUNTY**

**NOTES TO THE FEDERAL AWARDS EXPENDITURES SCHEDULE
FISCAL YEAR ENDED JUNE 30, 2012**

NOTE A - SIGNIFICANT ACCOUNTING POLICIES

The accompanying Federal Awards Receipts and Expenditures Schedule (the Schedule) reports the Tuscarawas Valley Local School District's (the District's) federal award programs' receipts and disbursements. The schedule has been prepared on the cash basis of accounting.

NOTE B - CHILD NUTRITION CLUSTER

The District commingles cash receipts from the U.S. Department of Agriculture with similar State grants. When reporting expenditures on this Schedule, the District assumes it expends federal monies first.

NOTE C – FOOD DONATION PROGRAM

The District reports commodities consumed on the Schedule at the entitlement value. The District allocated donated food commodities to the respective program that benefitted from the use of those donated food commodities.



Dave Yost • Auditor of State

INDEPENDENT ACCOUNTANTS' REPORT ON INTERNAL CONTROL OVER FINANCIAL REPORTING AND ON COMPLIANCE AND OTHER MATTERS REQUIRED BY *GOVERNMENT AUDITING STANDARDS*

Tuscarawas Valley Local School District
Tuscarawas County
2637 Tusky Valley Road NE
Zoarville, Ohio 44656

To the Board of Education:

We have audited the financial statements of the governmental activities, each major fund, and the aggregate remaining fund information of Tuscarawas Valley Local School District, Tuscarawas County, (the District) as of and for the year ended June 30, 2012, which collectively comprise the District's basic financial statements and have issued our report thereon dated February 1, 2013. We conducted our audit in accordance with auditing standards generally accepted in the United States of America and the standards applicable to financial audits contained in the Comptroller General of the United States' *Government Auditing Standards*.

Internal Control Over Financial Reporting

In planning and performing our audit, we considered the District's internal control over financial reporting as a basis for designing our audit procedures for the purpose of expressing our opinions on the financial statements, but not for the purpose of opining on the effectiveness of the District's internal control over financial reporting. Accordingly, we have not opined on the effectiveness of the District's internal control over financial reporting.

A *deficiency in internal control* exists when the design or operation of a control does not allow management or employees, when performing their assigned functions, to prevent, or detect and timely correct misstatements. A *material weakness* is a deficiency, or combination of internal control deficiencies resulting in more than a reasonable possibility that a material misstatement of the District's financial statements will not be prevented, or detected and timely corrected.

Our consideration of internal control over financial reporting was for the limited purpose described in the first paragraph of this section and was not designed to identify all deficiencies in internal control over financial reporting that might be deficiencies, significant deficiencies or material weaknesses. We did not identify any deficiencies in internal control over financial reporting that we consider material weaknesses, as defined above.

Compliance and Other Matters

As part of reasonably assuring whether the District's financial statements are free of material misstatement, we tested its compliance with certain provisions of laws, regulations, contracts, and grant agreements, noncompliance with which could directly and materially affect the determination of financial statement amounts. However, providing an opinion on compliance with those provisions was not an objective of our audit and accordingly, we do not express an opinion. The results of our tests disclosed no instances of noncompliance or other matters we must report under *Government Auditing Standards*.

Tuscarawas Valley Local School District
Tuscarawas County
Independent Accountants' Report on Internal Control Over
Financial Reporting and on Compliance and Other Matters
Required by *Government Auditing Standards*
Page 2

We noted certain matters not requiring inclusion in this report that we reported to the District's management in a separate letter dated February 1, 2013.

We intend this report solely for the information and use of management, Board of Education, federal awarding agencies and pass-through entities and others within the District. We intend it for no one other than these specified parties.

A handwritten signature in black ink that reads "Dave Yost". The signature is written in a cursive style with a large, looping "D" and "Y".

Dave Yost
Auditor of State

February 1, 2013



Dave Yost • Auditor of State

INDEPENDENT ACCOUNTANTS' REPORT ON COMPLIANCE WITH REQUIREMENTS APPLICABLE TO EACH MAJOR FEDERAL PROGRAM AND ON INTERNAL CONTROL OVER COMPLIANCE REQUIRED BY OMB CIRCULAR A-133

Tuscarawas Valley Local School District
Tuscarawas County
2637 Tusky Valley Road NE
Zoarville, Ohio 44656

To the Board of Education:

Compliance

We have audited the compliance of Tuscarawas Valley Local School District (the District) with the types of compliance requirements described in the U.S. Office of Management and Budget (OMB) *Circular A-133, Compliance Supplement* that could directly and materially affect each of the Tuscarawas Valley Local School District's major federal programs for the year ended June 30, 2012. The *summary of auditor's results* section of the accompanying schedule of findings identifies the District's major federal programs. The District's management is responsible for complying with the requirements of laws, regulations, contracts, and grants applicable to each major federal program. Our responsibility is to opine on the District's compliance based on our audit.

Our compliance audit followed auditing standards generally accepted in the United States of America; the standards applicable to financial audits included in the Comptroller General of the United States' *Government Auditing Standards*; and OMB Circular A-133, *Audits of States, Local Governments, and Non-Profit Organizations*. These standards and OMB Circular A-133 require that we plan and perform the audit to reasonably assure whether noncompliance occurred with the compliance requirements referred to above that could directly and materially affect a major federal program. An audit includes examining, on a test basis, evidence about the District's compliance with these requirements and performing other procedures we considered necessary in the circumstances. We believe our audit provides a reasonable basis for our opinion. Our audit does not provide a legal determination on the District's compliance with these requirements.

In our opinion, the Tuscarawas Valley Local School District complied, in all material respects, with the requirements referred to above that could directly and materially affect each of its major federal programs for the year ended June 30, 2012.

Internal Control Over Compliance

The District's management is responsible for establishing and maintaining effective internal control over compliance with the requirements of laws, regulations, contracts, and grants applicable to federal programs. In planning and performing our audit, we considered the District's internal control over compliance with requirements that could directly and materially affect a major federal program, to determine our auditing procedures for the purpose of opining on compliance and to test and report on internal control over compliance in accordance with OMB Circular A-133, but not for the purpose of opining on the effectiveness of internal control over compliance. Accordingly, we have not opined on the effectiveness of the District's internal control over compliance.

A deficiency in internal control over compliance exists when the design or operation of a control over compliance does not allow management or employees, when performing their assigned functions, to prevent, or to timely detect and correct, noncompliance with a federal program compliance requirement. A *material weakness in internal control over compliance* is a deficiency, or combination of deficiencies, in internal control over compliance, such that there is a reasonable possibility that material noncompliance with a federal program compliance requirement will not be prevented, or timely detected and corrected.

Our consideration of internal control over compliance was for the limited purpose described in the first paragraph of this section and would not necessarily identify all deficiencies in internal control over compliance that might be deficiencies, significant deficiencies or material weaknesses. We did not identify any deficiencies in internal control over compliance that we consider to be material weaknesses, as defined above.

We noted matters involving federal compliance or internal control over federal compliance not requiring inclusion in this report, that we reported to the District's management in a separate letter dated February 1, 2013.

We intend this report solely for the information and use of management, the Board of Education, others within the entity, federal awarding agencies, and pass-through entities. It is not intended for anyone other than these specified parties.



Dave Yost
Auditor of State

February 1, 2013

**TUSCARAWAS VALLEY LOCAL SCHOOL DISTRICT
TUSCARAWAS COUNTY**

**SCHEDULE OF FINDINGS
OMB CIRCULAR A -133 § .505
JUNE 30, 2012**

1. SUMMARY OF AUDITOR'S RESULTS

<i>(d)(1)(i)</i>	Type of Financial Statement Opinion	Unqualified
<i>(d)(1)(ii)</i>	Were there any material control weaknesses reported at the financial statement level (GAGAS)?	No
<i>(d)(1)(ii)</i>	Were there any significant deficiencies in internal control reported at the financial statement level (GAGAS)?	No
<i>(d)(1)(iii)</i>	Was there any reported material noncompliance at the financial statement level (GAGAS)?	No
<i>(d)(1)(iv)</i>	Were there any material internal control weaknesses reported for major federal programs?	No
<i>(d)(1)(iv)</i>	Were there any significant deficiencies in internal control reported for major federal programs?	No
<i>(d)(1)(v)</i>	Type of Major Programs' Compliance Opinion	Unqualified
<i>(d)(1)(vi)</i>	Are there any reportable findings under § .510(a)?	No
<i>(d)(1)(vii)</i>	Major Programs (list):	Nutrition Cluster CFDA #'s 10.555 and 10.553; Education Jobs CFDA # 84.410
<i>(d)(1)(viii)</i>	Dollar Threshold: Type A/B Programs	Type A: > \$ 300,000 Type B: all others
<i>(d)(1)(ix)</i>	Low Risk Auditee?	Yes

**2. FINDINGS RELATED TO THE FINANCIAL STATEMENTS
REQUIRED TO BE REPORTED IN ACCORDANCE WITH GAGAS**

None

3. FINDINGS AND QUESTIONED COSTS FOR FEDERAL AWARDS

None.

**TUSCARAWAS VALLEY LOCAL SCHOOL DISTRICT
TUSCARAWAS COUNTY**

**SCHEDULE OF PRIOR AUDIT FINDINGS
JUNE 30, 2012**

Finding Number	Finding Summary	Fully Corrected?	Not Corrected, Partially Corrected; Significantly Different Corrective Action Taken; or Finding No Longer Valid; <i>Explain</i>
2011-001	Capital Assets – The District did not properly capitalize equipment purchases and a capital lease.	Yes	Corrected



Dave Yost • Auditor of State

TUSCARAWAS VALLEY LOCAL SCHOOL DISTRICT

TUSCARAWAS COUNTY

CLERK'S CERTIFICATION

This is a true and correct copy of the report which is required to be filed in the Office of the Auditor of State pursuant to Section 117.26, Revised Code, and which is filed in Columbus, Ohio.

Susan Babbitt

CLERK OF THE BUREAU

CERTIFIED
FEBRUARY 28, 2013