

Dave Yost • Auditor of State

**FINANCIAL CONDITION
FRANKLIN COUNTY**

TABLE OF CONTENTS

TITLE	PAGE
Federal Awards Receipts and Expenditures Schedule.....	1
Notes to the Federal Awards Receipts and Expenditures Schedule	7
Independent Auditor’s Report on Internal Control over Financial Reporting and on Compliance and Other Matters Required by <i>Government Auditing Standards</i>	11
Independent Auditor’s Report on Compliance with Requirements Applicable to Each Major Federal Program, Internal Control Over Compliance Required by OMB Circular A-133, and Federal Awards Receipts and Expenditures Schedule	13
Schedule of Findings.....	17

THIS PAGE INTENTIONALLY LEFT BLANK

**FRANKLIN COUNTY
FINANCIAL CONDITION**

**FEDERAL AWARDS OF RECEIPTS AND EXPENDITURES SCHEDULE
FOR THE YEAR ENDED DECEMBER 31, 2012
(Cash Basis)**

Federal Grantor Agency/ Pass-Through Agency/ Program Title	Grant or Identifying Number	Federal CFDA Number	Receipts	Expenditures
<u>U.S. DEPARTMENT OF AGRICULTURE</u>				
Pass through Ohio Department of Education:				
<i>Nutrition Cluster:</i>				
School Breakfast Program	065979	10.553	\$ 11,000	\$ 11,000
School Breakfast Program	069591	10.553	44,094	39,909
Total for CFDA 10.553			55,094	50,909
National School Lunch Program	065979	10.555	43,556	43,556
National School Lunch Program	069591	10.555	68,807	72,355
Total for CFDA 10.555			112,363	115,911
Total for Ohio Department of Education - Nutrition Cluster			167,457	166,820
Pass through Ohio Department of Job and Family Services:				
<i>Supplemental Nutrition Assistance Program Cluster:</i>				
State Administrative Grants for the Supplemental Nutrition Assistance Program	JFSFF112	10.561	376,379	394,760
State Administrative Grants for the Supplemental Nutrition Assistance Program	JFSFF113	10.561	115,783	88,820
State Administrative Grants for the Supplemental Nutrition Assistance Program	JFSFFB12	10.561	9,099,385	9,207,137
State Administrative Grants for the Supplemental Nutrition Assistance Program	JFSFFB13	10.561	2,023,711	2,577,250
Total for CFDA 10.561			11,615,258	12,267,967
Total U.S. Department of Agriculture			11,782,715	12,434,787
<u>U.S. DEPARTMENT OF HOUSING AND URBAN DEVELOPMENT</u>				
Direct:				
Community Development Block Grant	B-10-UC-39-0002	14.218	1,511,197	1,039,770
Community Development Block Grant	B-11-UC-39-0002	14.218	790,835	1,036,662
Community Development Block Grant	B-08-UN-39-0002	14.218	1,087,663	1,314,508
Total for CFDA 14.218			3,389,695	3,390,940
Emergency Shelter Grants Program	E-11-UC-39-0002	14.231	77,194	77,194
Emergency Shelter Grants Program	E-12-UC-39-0002	14.231	-	1,763
Total for CFDA 14.231			77,194	78,957
Home Investment Partnerships Program	M-07-UC-39-0214	14.239	9,343	9,343
Home Investment Partnerships Program	M-08-UC-39-0214	14.239	26,640	26,640
Home Investment Partnerships Program	M-09-UC-39-0214	14.239	76,738	76,738
Home Investment Partnerships Program	M-10-UC-39-0214	14.239	209,669	209,669
Home Investment Partnerships Program	H-11-UC-39-0002	14.239	610,383	610,383
Home Investment Partnerships Program	H-12-UC-39-0002	14.239	119,055	282,667
Total for CFDA 14.239			1,051,828	1,215,440
ARRA - Community Development Block Grant	B-09-UY-39-0002	14.253	11,917	4,190
ARRA - Homelessness Prevention and Rapid Re-Housing Program	S-09-UY-39-0002	14.257	168,266	168,266
Pass through City of Columbus:				
ARRA - Neighborhood Stabilization Program	B-10-UN-39-0002	14.256	1,580,210	1,802,714
Total U.S. Department of Housing and Urban Development			6,279,110	6,660,507
<u>U.S. DEPARTMENT OF JUSTICE</u>				
Direct:				
2010 Bulletproof Vest Partnership Program	N/A	16.607	47,276	54,108
2011 Bulletproof Vest Partnership Program	N/A	16.607	4,352	4,352
Total for CFDA 16.607			51,628	58,460

**FRANKLIN COUNTY
FINANCIAL CONDITION**

**FEDERAL AWARDS OF RECEIPTS AND EXPENDITURES SCHEDULE
FOR THE YEAR ENDED DECEMBER 31, 2012**

(Cash Basis)
(Continued)

Federal Grantor Agency/ Pass-Through Agency/ Program Title	Grant or Identifying Number	Federal CFDA Number	Receipts	Expenditures
<i>Edward Byrne Memorial Justice Assistance Grant Cluster:</i>				
Edward Byrne Memorial Justice Assistance Grant	2009-DJ-BX-0172	16.738	-	272,827
Edward Byrne Memorial Justice Assistance Grant	2010-DJ-BX-0078	16.738	-	245,392
Edward Byrne Memorial Justice Assistance Grant	2011-DJ-BX-2148	16.738	-	144,388
Total for CFDA 16.738			-	662,607
ARRA-Recovery Act-Edward Bryne Memorial Justice Assistance Grant	09-SB-B9-0002	16.804	-	116,922
Total Direct			51,628	837,989
Pass through Ohio Office of Criminal Justice Services:				
ARRA-Recovery Act-Edward Bryne Memorial Justice Assistance Grant - JAG	2009-RA-R01-2357	16.803	355,919	328,960
Total Edward Byrne Memorial Justice Assistance Grant Cluster			355,919	991,567
Pass through Ohio Department of Youth Services:				
Juvenile Accountability Block Grant	10-JB-RPU-0801	16.523	104,531	103,546
Juvenile Accountability Block Grant	08-JV-DMC-5300	16.523	16,896	-
Total for CFDA 16.523			121,427	103,546
Juvenile Justice and Delinquency Prevention Program	2008-JJ-ADM-0191	16.540	14,756	-
Juvenile Justice and Delinquency Prevention Program	2010-JJ-RPU-0895	16.540	130,053	255,063
Juvenile Justice and Delinquency Prevention Program	2011-JJ-RPU-0895	16.540	7,894	-
Total for CFDA 16.540			152,703	255,063
Total Ohio Department of Youth Services			274,130	358,609
Pass through Ohio Attorney General's Office:				
Crime Victim Assistance	2012VAGENE079	16.575	46,875	27,025
Crime Victim Assistance	2013VAGENE079	16.575	4,261	24,428
Crime Victim Assistance	2012SADSCE079	16.575	4,881	6,509
Total for CFDA 16.575			56,017	57,962
Pass through Ohio Office of Criminal Justice Services:				
Violence Against Women Formula Grant	10-WF-ADM-8752	16.588	3,147	-
Violence Against Women Formula Grant	11-WF-ADM-8752	16.588	13,316	-
Violence Against Women Formula Grant	09-WF-RPU-0888	16.588	2,308	3,354
Violence Against Women Formula Grant	10-WF-RPU-0898	16.588	284,703	125,839
Violence Against Women Formula Grant	11-WF-RPU-0898	16.588	277,910	326,911
ARRA - Violence Against Women Formula Grant	09-AR-RPU-0878	16.588	6,731	-
Total for CFDA 16.588			588,115	456,104
Paul Coverdell Forensic Sciences Improvement Program	2011-PC-NFS-7810	16.742	3,461	3,461
Total for CFDA 16.742			3,461	3,461
Total Ohio Office of Criminal Justice			591,576	459,565
Total U.S. Department of Justice			1,329,270	2,043,085
<u>U.S. DEPARTMENT OF TRANSPORTATION</u>				
Pass through the Ohio Department of Transportation:				
Highway Planning and Construction - Clime Road - Georgesville to Demorest	PID 75498	20.205	640,000	2,020,173
Highway Planning and Construction - Clime Road - Demorest to Harrisburg Pi	PID 75499	20.205	625,442	8,000
Highway Planning and Construction - Alkire under IORC	PID 76255	20.205	723,561	284,647
Highway Planning and Construction - Signal System Timing	PID 79679	20.205	-	4,786
Highway Planning and Construction - COMBAT	PID 80924	20.205	-	123,518

**FRANKLIN COUNTY
FINANCIAL CONDITION**

**FEDERAL AWARDS OF RECEIPTS AND EXPENDITURES SCHEDULE
FOR THE YEAR ENDED DECEMBER 31, 2012**

(Cash Basis)

(Continued)

Federal Grantor Agency/ Pass-Through Agency/ Program Title	Grant or Identifying Number	Federal CFDA Number	Receipts	Expenditures
Highway Planning and Construction - Bixby Road at 33 Study	PID 81388	20.205	120,121	-
Highway Planning and Construction - Livingston Avenue over Big Walnut	PID 82484	20.205	2,030,449	2,030,449
Highway Planning and Construction - Dodridge over Olentangy River	PID 82532	20.205	3,773,581	4,186,793
Highway Planning and Construction - Alum Creek I-270 Groveport Road	PID 84502	20.205	2,764,653	3,847,253
Highway Planning and Construction - CEAO Safe Stuy - No Passing Zone	PID 84940	20.205	19,319	-
Highway Planning and Construction - West Main Street Bridge	PID 87880	20.205	-	52,613
Highway Planning and Construction - CEAO Load Ratings	PID 88870	20.205	65,222	-
ARRA - Highway Planning and Construction - Resurfacing - Ph 2	PID 86689	20.205	75,194	75,194
High Visibility Construction Zone	CZ-2012-25-00-00-00925-00	20.205	24,947	24,947
Total for CFDA 20.205			10,862,489	12,658,373
Pass through the Central Ohio Transit Authority:				
Job Access Reverse Commute	OH-37-X077	20.516	812,988	866,494
Pass through the Ohio Department of Public Safety:				
State and Community Highway Safety - Third Grade Safety Belt	31-6400067	20.600	9,484	9,484
State and Community Highway Safety - DUI Enforcement (2012)	31-6400067	20.600	107,554	151,611
State and Community Highway Safety - DUI Enforcement (2013)	31-6400067	20.600	-	15,081
Total for CFDA 20.600			117,038	176,176
Total U. S. Department of Transportation			11,792,515	13,701,043
<u>U.S. DEPARTMENT OF EDUCATION</u>				
Pass through Ohio Department of Education:				
<i>Special Education Cluster:</i>				
Special Education - Grants to States	065979-6BSF-2012	84.027	461,541	230,770
Special Education - Grants to States	065979-6BSF-2013	84.027	-	228,661
Total for CFDA 84.027			461,541	459,431
Special Education - Preschool Grants	065979-PGSI-2012	84.173	231,778	128,765
Special Education - Preschool Grants	065979-PGSI-2013	84.173	-	128,110
Total for CFDA 84.173			231,778	256,875
Total Ohio Department of Education - Special Education Cluster			693,319	716,306
ARRA - Special Education - Grants to States, Recovery Act	065979-IDEA	84.391	-	-
ARRA - Special Education - Preschool Grants, Recovery Act	065979-IDEA	84.392	-	-
Total Ohio Department of Education			693,319	716,306
Total U.S. Department of Education			693,319	716,306
<u>ELECTION ASSISTANCE COMMISSION</u>				
Pass through Ohio Secretary of State:				
Help America Vote Act Requirement Payments	31-6400067	90.401	65,981	65,981
<u>U.S. DEPARTMENT OF HEALTH AND HUMAN SERVICES</u>				
Pass through City of Columbus:				
National Family Caregiver Support	EL007658	93.052	237,605	242,302
Pass through Ohio Department of Developmental Disabilities:				
Social Services Block Grant	MR-25	93.667	1,157,452	1,157,452
Medicaid Administration	2500010	93.778	986,010	986,010

**FRANKLIN COUNTY
FINANCIAL CONDITION**

**FEDERAL AWARD OF RECEIPTS AND EXPENDITURE SCHEDULE
FOR THE YEAR ENDED DECEMBER 31, 2012**

(Cash Basis)
(Continued)

Federal Grantor Agency/ Pass-Through Agency/ Program Title	Grant or Identifying Number	Federal CFDA Number	Receipts	Expenditures
Total Ohio Department of Developmental Disabilities			2,143,462	2,143,462
Pass through Ohio Department of Health				
Project Grants and Cooperation Agreements for Tuberculosis Control Programs	02510032TB0212	93.116	180,300	178,900
Pass through Ohio Department of Job and Family Services:				
Total for CFDA 93.556			811,258	1,089,440
Temporary Assistance for Needy Families	JFSFTF12	93.558	23,089,237	23,263,421
Temporary Assistance for Needy Families	JFSFTF13	93.558	4,424,632	5,293,990
Temporary Assistance for Needy Families	JFSFTF11	93.558	-	377,669
Temporary Assistance for Needy Families	JFSFTF12	93.558	-	185,490
Total for CFDA 93.558			27,513,869	29,120,570
Child Support Enforcement	JFSFCS12	93.563	7,535,290	6,282,706
Child Support Enforcement	JFSFCS13	93.563	2,438,668	2,281,607
ARRA - Child Support Enforcement	JFSFCS10S	93.563		
Total for CFDA 93.563			9,973,958	8,564,313
Pathfinder Services	JFSFFR09	93.564	127	-
Pathfinder Services	JFSFFR10	93.564	44,389	25,008
Pathfinder Services	JFSFCS11	93.564	37,029	56,914
Total for CFDA 93.564			81,545	81,922
Refugee and Entrant Assistance - State Administered Programs	JFSFRS10	93.566	2,055,293	2,451,622
Refugee and Entrant Assistance - State Administered Programs	JFSFRS11	93.566	93,595	116,685
Refugee and Entrant Assistance - State Administered Programs	JFSFRS12	93.566	74,096	1,135
Refugee and Entrant Assistance - State Administered Programs	JFSFRC12	93.566	36,577	36,577
Refugee and Entrant Assistance - State Administered Programs	JFSFRC13	93.566	8,291	6,806
Total for CFDA 93.566			2,267,852	2,612,825
Child Care and Development Block Grant	JFSFCD12	93.575	1,385,407	1,396,002
Child Care and Development Block Grant	JFSFCD13	93.575	681,013	880,690
Child Care and Development Block Grant	JFSFCG12	93.575	1,015,274	1,015,274
Child Care and Development Block Grant	JFSFCG13	93.575	43,188	45,559
Total for CFDA 93.575			3,124,882	3,337,525
Refugee and Entrance Assistance - Discretionary Grants	90RL0138	93.576	102,733	102,733
Refugee and Entrant Assistance - Targeted Assistance Grants	JFSFRM10	93.584	481,091	481,091
Refugee and Entrant Assistance - Targeted Assistance Grants	JFSFRM11	93.584	24,703	23,649
Total for CFDA 93.584			505,794	504,740
Community-Based Child Abuse Prevention Grants	JFSFCB12	93.590	2,000	2,000
Children's Justice Grants to States	JFSFCJ10	93.643	-	5,226
Children's Justice Grants to States	JFSFCJ11	93.643	-	3,850
Total for CFDA 93.584			-	9,076
Child Welfare Services - Title IV-B	JFSFCW12	93.645	423,349	426,962
Child Welfare Services - Title IV-B	JFSFCW13	93.645	25,145	605,817

**FRANKLIN COUNTY
FINANCIAL CONDITION**

**FEDERAL AWARDS OF RECEIPTS AND EXPENDITURES SCHEDULE
FOR THE YEAR ENDED DECEMBER 31, 2012**

(Cash Basis)
(Continued)

Federal Grantor Agency/ Pass-Through Agency/ Program Title	Grant or Identifying Number	Federal CFDA Number	Receipts	Expenditures
Total for CFDA 93.645			448,494	1,032,779
Foster Care -- Title IV-E	JFSFFC13	93.658	6,379,480	7,323,627
Total for CFDA 93.658			28,556,980	33,375,579
Adoption Assistance - Title IV-E	JFSFAA12	93.659	10,052,856	9,027,843
Adoption Assistance - Title IV-E	JFSFAA13	93.659	60,098	2,321,708
Total for CFDA 93.659			10,112,954	11,349,551
Social Services Block Grant	JFSFSS12	93.667	3,017,790	4,560,300
Social Services Block Grant	JFSFSS13	93.667	686,111	797,519
Social Services Block Grant	JFSFTX12	93.667	2,414,910	2,415,088
Social Services Block Grant	JFSFTX13	93.667	81,191	137,272
Total for CFDA 93.667			6,200,002	7,910,179
Chafee Foster Care Independence Program	JFSFIL12	93.674	741,499	1,137,469
Chafee Foster Care Independence Program	JFSFIL13	93.674	-	303,142
Total for CFDA 93.674			741,499	1,440,611
Children's Health Insurance Program	JFSFSH12	93.767	22,464	22,464
Children's Health Insurance Program	JFSFSH13	93.767	18,299	13,149
Total for CFDA 93.767			40,763	35,613
Medical Assistance Program	JFSFMT12	93.778	6,227,783	6,227,783
Medical Assistance Program	JFSFMT13	93.778	946,994	1,366,130
Medical Assistance Program	JFSFMP10	93.778		
Medical Assistance Program	JFSFMP12	93.778	187,964	215,088
Medical Assistance Program	JFSFMP13	93.778	27,124	19,151
Total for CFDA 93.778			7,389,865	7,828,152
Total Ohio Department of Job and Family Services			97,874,448	108,397,608
Pass through Ohio Secretary of State:				
Voting Access for Individuals with Disabilities	31-6400067	93.617	15,940	55,974
Total U.S. Department of Health and Human Services			100,451,755	111,018,246
<u>SOCIAL SECURITY ADMINISTRATION</u>				
Direct:				
<i>Social Security Cluster:</i>				
Social Security - Disability Insurance	N/A	96.001	542,846	542,846
Supplemental Social Security Income	N/A	96.006	331,413	331,413
Total Social Security Administration			874,259	874,259
<u>U.S. DEPARTMENT OF HOMELAND SECURITY</u>				
Pass through Ohio Emergency Management Agency				
Disaster Grants - Public Assistance	4077-DR-OH	97.036	-	29,545
Total for CFDA 97.036			-	29,545
Hazard Mitigation Grant	DR-1805.33R-OH	97.039	1,253,838	347,782
Total for CFDA 97.039			1,253,838	347,782
Emergency Management Performance Grant - FY 10	2010-EP-00-003	97.042	92,485	59,998
Emergency Management Performance Grant - FY 11	EMW-2011-EP-00003-S01	97.042	388,055	-
Emergency Management Performance Grant - FY 12	EMW-2012-EP-00004-S01	97.042	-	248,753

**FRANKLIN COUNTY
FINANCIAL CONDITION**

**FEDERAL AWARDS OF RECEIPTS AND EXPENDITURES SCHEDULE
FOR THE YEAR ENDED DECEMBER 31, 2012**

(Cash Basis)

(Continued)

Federal Grantor Agency/ Pass-Through Agency/ Program Title	Grant or Identifying Number	Federal CFDA Number	Receipts	Expenditures
Total for CFDA 97.042			480,540	308,751
Interoperable Emergency Communications Grant Program - FY 10	97.055	97.001	157,830	157,830
Homeland Security Grant Program - FY08 Urban Area Search and Rescue	2008-GE-T8-0025	97.067	9,270	9,270
Homeland Security Grant Program - FY 09 SHSPLE	2009-SS-T9-0089	97.067	400,106	382,284
Homeland Security Grant Program - FY 09 Citizen Corps Council	2009-SS-T9-0089	97.067	4,538	4,538
Homeland Security Grant Program - Urban Area Security Initiative	2009-SS-T9-0089	97.067	1,566,118	1,566,118
Homeland Security Grant Program - SHSPLE	2009-SS-T9-0090	97.067	117,368	110,667
Homeland Security Grant Program - Urban Area Security Initiative	2010-SS-T0-0012	97.067	1,513,131	1,499,510
Homeland Security Grant Program - SHSPLE	2010-SS-T0-0012	97.067	115,408	125,934
Homeland Security Grant Program - FY 10 SHSPLE	2010-SS-T0-0012	97.067	492,081	567,180
Homeland Security Grant Program - FY 11 SHSPLE	EMW-2011-SS-00070	97.067	15,318	15,318
Homeland Security Grant Program - LETPP	2011-SS-00070	97.067	193,620	127,630
Total for CFDA 97.067			4,426,958	4,408,449
Total U.S. Department of Homeland Security			6,319,166	5,252,357
TOTAL FEDERAL FINANCIAL ASSISTANCE			\$ 139,588,090	\$ 152,766,571

The accompanying notes to this schedule are an integral part of this schedule.

**FINANCIAL CONDITION
FRANKLIN COUNTY, OHIO**

**NOTES TO FEDERAL AWARDS OF RECEIPTS AND EXPENDITURES SCHEDULE
FISCAL YEAR ENDED DECEMBER 31, 2012**

1) General

The accompanying Federal Awards of Receipts and Expenditures Schedule (the Schedule) presents the federal grant activity of Franklin County, Ohio (the County). The Schedule only reflects the federal awards of the primary government except for the Alcohol, Drug and Mental Health Board of Franklin County as this board was audited separately. See note 6 to the Schedule.

2) Basis of Accounting

The accompanying Schedule is presented using the cash basis of accounting in which revenues are recognized when received and expenditures are recognized when paid. Therefore, some amounts presented in the Schedule may differ from amounts presented in, or used in the preparation of, the basic financial statements. Amounts reported may also differ from other federal award reports the County submits directly to federal granting agencies or pass-through entities because the award reports may be presented for a different fiscal period, and/or may include cumulative (from prior years) data rather than data for the current year only.

3) Subrecipients

The County passes-through to local governments or not-for-profit agencies (subrecipients) certain federal assistance received by the County directly from the federal awarding agency or from a pass-through entity. As described in note 2, the County records expenditures of federal awards to subrecipients when paid in cash.

The subrecipients have certain compliance responsibilities related to administering these federal programs. Under OMB Circular A-133, the County is responsible for monitoring subrecipients to help assure that federal awards are expended for authorized purposes in compliance with laws, regulations, and the provisions of contracts or grant agreements, and that performance goals are achieved. The total amounts of federal assistance provided to subrecipients by the County for each federal program is summarized below:

**FINANCIAL CONDITION
FRANKLIN COUNTY, OHIO**

**NOTES TO FEDERAL AWARDS OF RECEIPTS AND EXPENDITURES SCHEDULE
FISCAL YEAR ENDED DECEMBER 31, 2012
(Continued)**

3) Subrecipients (Continued)

Program Title	Federal CFDA Number	Amounts Provided to Subrecipients
Supplemental Nutritional Assistance Program	10.561	\$ 477,750
Community Development Block Grant	14.218	3,205,956
Emergency Shelter Program	14.231	78,957
Home Investment Partnership Program	14.239	1,140,439
ARRA – Neighborhood Stabilization Program	14.256	1,756,431
Juvenile Justice and Delinquency Prevention Program	16.540	184,035
Violence Against Women Formula Grant	16.588	289,060
Edward Byrne Memorial Justice Assistance Grant	16.738	343,300
ARRA - Edward Byrne Memorial Justice Assistance Grant	16.804	30,866
Temporary Assistance for Needy Families (TANF)	93.558	4,398,267
Refugee and Entrant Assistance	93.566	1,471,088
Refugee and Entrant Assistance – Discretionary Grant	93.576	102,733
Refugee and Entrant Assistance – Targeted Assistance Grants	93.584	23,672
Social Services Block Grant	93.667	461,850
Interoperable Emergency Communications Grant Program	97.055	116,780
Homeland Security Grant Program	97.067	3,236,257

4) Loan Programs

The County has established a revolving loan program to provide low-interest loans to rehabilitate homes for persons from low-moderate income households and to businesses to create jobs. The Federal Department of Housing and Urban Development (HUD) grants money for these loans to the County. The initial loan of this money is recorded as a disbursement on the accompanying Schedule of Federal Awards Expenditures (the Schedule). Loans repaid, including interest, are used to make additional loans. Such subsequent loans are subject to certain compliance requirements imposed by HUD, but are not included as disbursements on the Schedule. The County had the following loan balances outstanding at December 31, 2012, including delinquent loans of \$6,218,000:

Program Title	Federal CFDA Number	Loan Balances Outstanding
Community Development Block Grant	14.218	\$ 2,154,520
Home Investment in Affordable Housing	14.239	\$ 6,254,878

**FINANCIAL CONDITION
FRANKLIN COUNTY, OHIO**

**NOTES TO FEDERAL AWARDS OF RECEIPTS AND EXPENDITURES SCHEDULE
FISCAL YEAR ENDED DECEMBER 31, 2012
(Continued)**

5) Matching Requirements

Certain federal programs require the County to contribute non-federal funds (matching funds) to support the federally funded programs. The County has complied with the matching requirements (if applicable) for the major federal programs identified in the summary of auditor's results section of the accompanying schedule of findings. Expenditures of matching funds are not included in the Schedule.

6) Alcohol, Drug and Mental Health Board of Franklin County

The Schedule does not include the Alcohol, Drug and Mental Health Board of Franklin County (ADAMH) federal grant receipts and expenditures as they issued a separate audit report performed in accordance with OMB Circular A-133. The amounts of ADAMH federal receipts and expenditures for 2012 are summarized below:

Program Title	Federal CFDA Number	Cash Federal Receipts	Cash Federal Disbursements
Projects for Assistance in Transition from Homelessness	93.150	\$ 296,483	\$ 315,837
Substance Abuse and Mental Health Services Administration	93.243	48,000	48,000
Social Services Block Grant	93.667	1,019,368	798,349
State Children's Insurance Program	93.767	67,067	41,712
Medical Assistance Program	93.778	363,179	268,881
Block Grants for Community Mental Health Services	93.958	1,255,917	1,211,914
Block Grants for Prevention and Treatment of Substance Abuse	93.959	5,225,246	5,237,633
Total		\$ 8,275,260	\$ 7,922,326

7) Job and Family Services

During fiscal year 2012, the County made allowable transfers of \$3,023,343 from the Temporary Assistance for Needy Families (TANF) (93.558) program to the Social Services Block Grant (SSBG) (93.667) program. The Schedule shows the County spent approximately \$28,557,410 on the TANF program. The amount reported for the TANF program on the Schedule excludes the amount transferred to the SSBG program. The amount transferred to the SSBG program is included as SSBG expenditures when disbursed. The following table shows the gross amount drawn for the TANF program during fiscal year 2012 and the amount transferred to the Social Services Block Grant program.

Temporary Assistance for Needy Families	\$ 31,580,753
Transfer to Social Services Block Grant	<u>(3,023,343)</u>
Total Temporary Assistance for Needy Families	<u>\$ 28,557,410</u>

**FINANCIAL CONDITION
FRANKLIN COUNTY, OHIO**

**NOTES TO FEDERAL AWARDS OF RECEIPTS AND EXPENDITURES SCHEDULE
FISCAL YEAR ENDED DECEMBER 31, 2012
(Continued)**

8) U.S. Department of Homeland Security

The County reported the following federal programs for the Homeland Security Cluster on the Schedule. Several programs for federal fiscal year 2011 were incorporated into the Homeland Security Grant Program (97.067) in accordance with the guidance from the U.S. Department of Homeland Security.

Program Title	Federal CFDA Number	Cash Federal Receipts	Cash Federal Disbursements
Urban Area Security Initiative	97.008	\$ 3,282,139	\$ 3,202,528
Citizen Corps	97.053	4,538	4,538
State Homeland Security Program	97.073	1,140,281	1,201,383
Total		\$ 4,426,958	\$ 4,408,449

9) Ohio Department of Developmental Disabilities

During the calendar year, the Franklin County Board of Developmental Disabilities received a refund for eFMAP (ARRA) funds for the Medicaid Program (CFDA #93.778) in the amount of \$121,578.14 from the Ohio Department of Developmental Disabilities. This refund was a correction to the eFMAP percentage for four billing cycles during July and August 2009. This revenue is not listed on the County's Schedule since the underlying expenses occurred in prior reporting periods.

During the calendar year, the Franklin County Board of Developmental Disabilities received a settlement for the 2007 Cost Report from the Ohio Department of Developmental Disabilities for the Medicaid Program (CFDA #93.778) in the amount of \$417,086.96. The Cost Report settlement was for settlement of the difference between the statewide payment rate and the rate calculated based upon actual expenditures for Medicaid services. This revenue is not listed on the Schedule since the underlying expenses occurred in prior reporting periods.



Dave Yost • Auditor of State

INDEPENDENT AUDITOR' REPORT ON INTERNAL CONTROL OVER FINANCIAL REPORTING AND ON COMPLIANCE AND OTHER MATTERS REQUIRED BY GOVERNMENT AUDITING STANDARDS

Franklin County
373 South High Street, 26th Floor
Columbus, Ohio 43215

To the Board of County Commissioners:

We have audited, in accordance with auditing standards generally accepted in the United States and the Comptroller General of the United States' *Government Auditing Standards*, the financial statements of the governmental activities, the business-type activities, each major fund and the aggregate discretely presented component units and the aggregate remaining fund information of Franklin County, Ohio, (the County) as of and for the year ended December, 31, 2012, and the related notes to the financial statements, which collectively comprise the County's basic financial statements and have issued our report thereon dated June 27, 2013. Our reports refers to other auditors who audited the financial statements of Franklin County Stadium, Inc. and Columbus Baseball Team, Inc. and ARC Industries, Inc., which are discretely presented component units, as described in our report on the County's financial statements. This report does not include the results of other auditors' testing of internal control over financial reporting or compliance and other matters that those auditors separately reported.

Internal Control over Financial Reporting

As part of our financial statement audit, we considered the County's internal control over financial reporting (internal control) to determine the audit procedures appropriate in the circumstances to the extent necessary to support our opinions on the financial statements, but not to the extent necessary to opine on the effectiveness of the County's internal control. Accordingly, we have not opined on it.

A *deficiency in internal control* exists when the design or operation of a control does not allow management or employees, when performing their assigned functions, to prevent, or detect and timely correct misstatements. A *material weakness* is a deficiency, or combination of internal control deficiencies resulting in a reasonable possibility that internal control will not prevent or detect and timely correct a material misstatement of the County's financial statements. A *significant deficiency* is a deficiency, or a combination of deficiencies, in internal control that is less severe than a material weakness, yet important enough to merit attention by those charged with governance.

Our consideration of internal control was for the limited purpose described in the first paragraph of this section and was not designed to identify all internal control deficiencies that might be material weaknesses or significant deficiencies. Given these limitations, we did not identify any deficiencies in internal control that we consider material weaknesses. However, unidentified material weaknesses may exist.

88 East Broad Street, Tenth Floor, Columbus, Ohio 43215-3506
Phone: 614-466-3402 or 800-443-9275 Fax: 614-728-7199

www.ohioauditor.gov

Compliance and Other Matters

As part of reasonably assuring whether the County's financial statements are free of material misstatement, we tested its compliance with certain provisions of laws, regulations, contracts, and grant agreements, noncompliance with which could directly and materially affect the determination of financial statement amounts. However, opining on compliance with those provisions was not an objective of our audit and accordingly, we do not express an opinion. The results of our tests disclosed no instances of noncompliance or other matters we must report under *Government Auditing Standards*.

Purpose of this Report

This report only describes the scope of our internal control and compliance testing and our testing results, and does not opine on the effectiveness of the County's internal control or on compliance. This report is an integral part of an audit performed under *Government Auditing Standards* in considering the County's internal control and compliance. Accordingly, this communication is not suitable for any other purpose.

A handwritten signature in black ink that reads "Dave Yost". The signature is written in a cursive style with a large, looping "D" and "Y".

Dave Yost
Auditor of State
Columbus, Ohio

June 27, 2013



Dave Yost • Auditor of State

INDEPENDENT AUDITOR' REPORT ON COMPLIANCE WITH REQUIREMENTS APPLICABLE TO EACH MAJOR FEDERAL PROGRAM, INTERNAL CONTROL OVER COMPLIANCE REQUIRED BY OMB CIRCULAR A-133, AND FEDERAL AWARDS RECEIPTS AND EXPENDITURES SCHEDULE

Franklin County
323 South Front Street
Columbus, Ohio 43215

To the Board of County Commissioners:

Report on Compliance for Each Major Federal Program

We have audited Franklin County, Ohio (the County) compliance with the applicable requirements described in the U.S. Office of Management and Budget (OMB) *Circular A-133, Compliance Supplement* that could directly and materially affect each of Franklin County's major federal programs for the year ended December 31, 2012. The *Summary of Audit Results* in the accompanying schedule of findings identifies the County's major federal programs.

Management's Responsibility

The County's Management is responsible for complying with the requirements of laws, regulations, contracts, and grants applicable to its federal programs.

Auditor's Responsibility

Our responsibility is to opine on the County's compliance for each of the County's major federal programs based on our audit of the applicable compliance requirements referred to above. Our compliance audit followed auditing standards generally accepted in the United States of America; the standards for financial audits included in the Comptroller General of the United States' *Government Auditing Standards*; and OMB Circular A-133, *Audits of States, Local Governments, and Non-Profit Organizations*. These standards and OMB Circular A-133 require us to plan and perform the audit to reasonably assure whether noncompliance with the applicable compliance requirements referred to above that could directly and materially affect a major federal program occurred. An audit includes examining, on a test basis, evidence about the County's compliance with those requirements and performing such other procedures as we considered necessary in the circumstances.

We believe our audit provides a reasonable basis for our compliance opinion on the County's major programs. However, our audit does not provide a legal determination of the County's compliance.

The County's basic financial statements include the operations of the Alcohol, Drug and Mental Health Board of Franklin County (ADAMH), which received \$8,275,260 in federal awards which is not included in the County's Federal Awards Receipts and Expenditure Schedule for the year ended December 31, 2012. Our audit of Federal awards, described below, did not include the operations of ADAMH because the component unit engaged to have a separate audit of its Federal award programs in accordance with OMB Circular A-133.

88 East Broad Street, Tenth Floor, Columbus, Ohio 43215-3506
Phone: 614-466-3402 or 800-443-9275 Fax: 614-728-7199

www.ohioauditor.gov

Opinion on Each Major Federal Program

In our opinion, Franklin County complied, in all material respects with the compliance requirements referred to above that could directly and materially affect each of its major federal programs for the year ended December 31, 2012.

Report on Internal Control Over Compliance

The County's management is responsible for establishing and maintaining effective internal control over compliance with the applicable compliance requirements referred to above. In planning and performing our compliance audit, we considered the County's internal control over compliance with the applicable requirements that could directly and materially affect a major federal program, to determine our auditing procedures appropriate for opining on each major federal program's compliance and to test and report on internal control over compliance in accordance with OMB Circular A-133, but not to the extent needed to opine on the effectiveness of internal control over compliance. Accordingly, we have not opined on the effectiveness of the County's internal control over compliance.

A deficiency in internal control over compliance exists when the design or operation of a control over compliance does not allow management or employees, when performing their assigned functions, to prevent, or to timely detect and correct, noncompliance with a federal program's applicable compliance requirement. A *material weakness in internal control over compliance* is a deficiency, or combination of deficiencies, in internal control over compliance, such that there is a reasonable possibility that material noncompliance with a federal program compliance requirement will not be prevented, or timely detected and corrected. A *significant deficiency in internal control over compliance* is a deficiency, or a combination of deficiencies, in internal control over compliance with federal program's applicable compliance requirement that is less severe than a material weakness in internal control over compliance, yet important enough to merit attention by those charged with governance.

Our consideration of internal control over compliance was for the limited purpose described in the first paragraph of this section and would not necessarily identify all deficiencies in internal control over compliance that might be material weaknesses or significant deficiencies. We did not identify any deficiencies in internal control over compliance that we consider to be material weaknesses. However, material weaknesses may exist that have not been identified.

This report only describes the scope of our internal control compliance tests and the results of this testing based on OMB Circular A-133 requirements. Accordingly, this report is not suitable for any other purpose.

Report on Federal Awards Receipts and Expenditures Schedule Required by OMB Circular A-133

We have also audited the financial statements of the governmental activities, the business-type activities, each major fund and the aggregate discretely-presented component units and the aggregate remaining fund information of Franklin County, Ohio, (the County) as of and for the year ended December 31, 2012, and the related notes to the financial statements, which collectively comprise the County's basic financial statements. We issued our unmodified report thereon dated June 27, 2013, wherein we noted other auditors audited the financial statements of the Franklin County Stadium, Inc. and Columbus Baseball Team, Inc. and ARC Industries, Inc., which are discretely presented component units. We conducted our audit to opine on the County's basic financial statements.

The accompanying federal awards receipts and expenditures schedule presents additional analysis required by the U.S. Office of Management and Budget Circular A-133, *Audits of States, Local Governments, and Non-Profit Organizations* and is not a required part of the basic financial statements. The schedule is management's responsibility, and was derived from and relates directly to the underlying accounting and other records management used to prepare the basic financial statements. We subjected this schedule to the auditing procedures we applied to the basic financial statements. We also applied certain additional procedures, including comparing and reconciling this schedule directly to the underlying accounting and other records used to prepare the basic financial statements or to the basic financial statements themselves, in accordance with auditing standards generally accepted in the United States of America. In our opinion, this schedule is fairly stated, in all material respects, in relation to the basic financial statements taken as a whole.

A handwritten signature in black ink that reads "Dave Yost". The signature is written in a cursive style with a large, looping initial "D".

Dave Yost
Auditor of State
Columbus, Ohio

June 27, 2013

THIS PAGE INTENTIONALLY LEFT BLANK

FRANKLIN COUNTY
 SCHEDULE OF FINDINGS
 OMB CIRCULAR A -133 § .505
 DECEMBER 31, 2012

1. SUMMARY OF AUDITOR'S RESULTS

<i>(d)(1)(i)</i>	Type of Financial Statement Opinion	Unmodified
<i>(d)(1)(ii)</i>	Were there any material control weaknesses reported at the financial statement level (GAGAS)?	No
<i>(d)(1)(ii)</i>	Were there any significant deficiencies in internal control reported at the financial statement level (GAGAS)?	No
<i>(d)(1)(iii)</i>	Was there any reported material noncompliance at the financial statement level (GAGAS)?	No
<i>(d)(1)(iv)</i>	Were there any material internal control weaknesses reported for major federal programs?	No
<i>(d)(1)(iv)</i>	Were there any significant deficiencies in internal control reported for major federal programs?	No
<i>(d)(1)(v)</i>	Type of Major Programs' Compliance Opinion	Unmodified
<i>d)(1)(vi)</i>	Are there any reportable findings under § .510(a)?	No
<i>(d)(1)(vii)</i>	Major Programs (list):	<ul style="list-style-type: none"> • SNAP Cluster, CFDA# 10.561 • Edward Byrne Memorial Justice Assistance Grant, CFDA# 16.738 & 16.804 • Social Services Block Grant (Title XX), CFDA# 93.667 • Adoption Assistance, CFDA# 93.659 • Homeland Security Grant Program, CFDA# 97.067 • Medicaid Assistance Program, CFDA# 93.778 • Violence Against Women, CFDA# 16.588 • ARRA – Neighborhood Stabilization, CFDA# 14.256 • Child Care Block Grant, CFDA# 93.575
<i>(d)(1)(viii)</i>	Dollar Threshold: Type A/B Programs	Type A: > \$ 3,000,000 Type B: all others
<i>(d)(1)(ix)</i>	Low Risk Auditee?	Yes

FRANKLIN COUNTY
SCHEDULE OF FINDINGS
OMB CIRCULAR A -133 § .505
DECEMBER 31, 2012
(Continued)

**2. FINDINGS RELATED TO THE FINANCIAL STATEMENTS
REQUIRED TO BE REPORTED IN ACCORDANCE WITH GAGAS**

None

3. FINDINGS AND QUESTIONED COSTS FOR FEDERAL AWARDS

None

Franklin County, Ohio

Comprehensive Annual Financial Report

*For the Fiscal Year Ended
December 31, 2012*



Clarence E. Mingo, II
Franklin County Auditor



Comprehensive Annual Financial Report

For the Year Ended December 31, 2012



Clarence E. Mingo, II Franklin County Auditor

Prepared by the Fiscal Services Division

Robert L. Caldwell, CPA – Director

K. Royce Chesser, CPA – Supervisor

Financial Reporting and Systems:

Ernest R. Francis Shawndreka A. Watson

Jenell D. Williams Troy J. Shaffer

Accounts Payable:

Jeffrey F. Roose – Supervisor
Melissa A. Belhorn Slavica Damceski
Janet L. Jones Cinda C. Stuhr

Payroll:

Patricia M. Newman – Supervisor
Mona M. Aswad Edward D. O'Block
Tonya J. Wade

Financial Services:

Richard P. McGivern – Supervisor
Todd S. Adamson Jacalyn E. Federer
Kerri L. Ritchie

FRANKLIN COUNTY, OHIO



373 South High Street, 21st Floor
Columbus, Ohio 43215-6310
(614) 525-7399

<http://www.FranklinCountyAuditor.com>

Table of Contents

I **Introductory Section**

Letter of Transmittalv
GFOA Certificate of Achievementxiv
Franklin County Government Organizational Chartxv
Franklin County Elected Officialsxvi

II **Financial Section**

Independent Accountants' Report1
Management's Discussion and Analysis5
Basic Financial Statements:
Government-wide Financial Statements:
Statement of Net Position18
Statement of Activities19
Fund Financial Statements:
Governmental Funds:
Balance Sheet20
Reconciliation of Total Governmental Fund Balances to Net Position of
Governmental Activities22
Statement of Revenues, Expenditures and Changes in Fund Balances –
Governmental Funds24
Reconciliation of the Statement of Revenues, Expenditures and Changes
in Fund Balances of Governmental Funds to the Statement
of Activities26
Statements of Revenues, Expenditures and Changes in Fund Balances –
Budget and Actual (Non-GAAP Budgetary Basis):
General Fund27
Board of Developmental Disabilities (FCBDD) Fund28
Children Services Board Fund29
ADAMH Board Fund30
Public Assistance Fund31
Proprietary Funds:
Statement of Net Position.....32
Statement of Revenues, Expenses and Changes in Net Position33
Statement of Cash Flows.....34
Fiduciary Funds:
Statement of Assets and Liabilities35
Notes to the Basic Financial Statements36

FRANKLIN COUNTY, OHIO

Combining Statements and Individual Fund Schedules:

Governmental Funds:

Fund Descriptions	93
Combining Balance Sheet – Nonmajor Governmental Funds	95
Combining Balance Sheet – Nonmajor Special Revenue Funds	96
Combining Balance Sheet – Nonmajor Debt Service Funds	100
Combining Balance Sheet – Nonmajor Capital Projects Funds.....	101
Combining Statement of Revenues, Expenditures and Changes in Fund Balances – Nonmajor Governmental Funds.....	105
Combining Statement of Revenues, Expenditures and Changes in Fund Balances – Nonmajor Special Revenue Funds.	106
Combining Statement of Revenues, Expenditures and Changes in Fund Balances – Nonmajor Debt Service Funds	110
Combining Statement of Revenues, Expenditures and Changes in Fund Balances – Nonmajor Capital Projects Funds	111

Individual Fund Schedules of Revenues, Expenditures and Changes in
Fund Balance – Budget and Actual (Non-GAAP Budgetary Basis):

Major Funds	114
Nonmajor Funds.....	124

Combining Statements and Individual Fund Schedules:

Proprietary Funds:

Enterprise Funds

Fund Descriptions	155
Individual Fund Schedules of Revenues, Expenses and Changes in Fund Equity – Budget and Actual (Non-GAAP Budgetary Basis)	156

Internal Service Funds:

Fund Descriptions	158
Combining Statement of Net Position	159
Combining Statement of Revenues, Expenses and Changes in Net Position	160
Combining Statement of Cash Flows	161
Individual Fund Schedules of Revenues, Expenses and Changes in Fund Equity – Budget and Actual (Non-GAAP Budgetary Basis).....	162

Combining Statement

Fiduciary Funds – Agency:

Fund Descriptions	164
Combining Statement of Changes in Fiduciary Assets and Liabilities.....	165

Combining Statement

Component Units:

Descriptions	166
Combining Statement of Net Position	167
Combining Statement of Activities	168

III

Statistical Section

	Table	Page
Statistical Section Descriptions		S-1
Net Position by Component – Last Ten Years	1	S-3
Changes in Net Position – Last Ten Years.....	2	S-4
Fund Balances, Governmental Funds – Last Ten Years	3	S-6
Changes in Fund Balances, Governmental Funds – Last Ten Years	4	S-7
Assessed and Estimated Actual Value of Taxable Property – Last Ten Years	5	S-8
Assessed Valuation of the County by Classification– Last Ten Years	6	S-9
Real Property Value and Construction– Last Ten Years	7	S-10
Property Taxes on a \$100,000 Owner-Occupied Home or a Business	8	S-11
Property Tax Rates – Direct and Overlapping Governments – Last Ten Years	9	S-12
Principal Property Taxpayers – Current Year and Nine Years Ago	10	S-14
Property Tax Levies and Collections – Last Ten Years.....	11	S-15
Property Tax Levies – Voted and Unvoted – Current Year and Nine Years Ago	12	S-16
Other Major General Fund Revenue Sources – Last Ten Years	13	S-17
Ratios of Outstanding Debt by Type – Last Ten Years	14	S-18
Ratios of General Bonded Debt Outstanding – Last Ten Years.....	15	S-19
Computation of Legal Debt Margin – Last Ten Years.....	16	S-20
Outstanding Debt – Current Year and Nine Years Ago.....	17	S-21
Computation of Direct and Overlapping Debt	18	S-22
Pledged Revenue Coverage for Special Obligations – Last Ten Years	19	S-23
Demographic and Economic Statistics – Last Ten Years	20	S-24
Principal Employers – Current Year and Nine Years Ago	21	S-25
County Government Employees by Function/Activity – Last Eight Years	22	S-26
Operating Indicators and Capital Asset Statistics – Last Ten Years	23	S-27
Securities and Exchange Commission Rule 15c2-12 Compliance Information.....	24	S-30

FRANKLIN COUNTY, OHIO





June 27, 2013

Citizens of Franklin County, Ohio:

As Auditor of Franklin County, Ohio, (the County), I am pleased to present the Comprehensive Annual Financial Report (CAFR) for the fiscal year ended December 31, 2012. This CAFR conforms to generally accepted accounting principles (GAAP) as applicable to local government entities. The report has been filed with the Auditor of State pursuant to Ohio Revised Code (ORC) Section 117.38. Responsibility for the accuracy of the data and the completeness and fairness of the presentation rests with the County's management. We believe the data is accurate in all material respects and fairly reflects the County's financial position and the results of its operations. All disclosures necessary to enable the reader to gain an understanding of the County's financial activities have been included.

In implementing the County's integrated, automated accounting system, consideration was given to incorporating sound internal controls. Internal controls are designed to provide reasonable, but not absolute, assurance regarding the safeguarding of assets against loss from unauthorized use or disposition, and the reliability and accuracy of financial records for preparing financial statements and maintaining accountability for assets. The concept of reasonable assurance is based on the assumption that the cost of the controls should not outweigh their benefits. The accounting system encompasses appropriations, encumbrances, expenditures, revenues, payroll and capital assets and ensures the financial information generated is both accurate and reliable.

In County government, internal controls are enhanced through the separation of powers. The Commissioners, the Auditor and the Treasurer share the management and administration of the County's financial resources, providing an inherent system of checks and balances. Each of the County's elected officials and agency directors is responsible for internal controls over the cash collection function within their office. Some County offices and agencies hold money in bank accounts outside the County treasury. The individual offices and agencies are responsible for the transaction activity through and reconciliation of those accounts.

U.S. Office of Management and Budget Circular A-133 requires an independent audit to be conducted annually. The audit, which includes procedures to fulfill federal Single Audit requirements, serves to maintain and strengthen the integrity of the County's accounting and budgetary controls. Included in this CAFR is the report of Dave Yost, Auditor of State. The State Auditor has issued an unqualified ("clean") opinion on the County's financial statements for the year ended December 31, 2012. The Single Audit, which meets not only Circular A-133 requirements but also those of the American Recovery and Reinvestment Act, is published under separate cover and can be obtained by sending a written request to the Franklin County Auditor, Fiscal Services Division, 373 South High Street, 21st Floor, Columbus, Ohio 43215-6310.

Management's Discussion and Analysis (MD&A) provides a narrative introduction, overview and analysis to accompany the basic financial statements. This letter of transmittal is designed to complement the MD&A and should be read in conjunction with it. The MD&A begins on page 5, immediately following the Independent Accountants' Report.

FRANKLIN COUNTY, OHIO

Letter of Transmittal For the Year Ended December 31, 2012

Each year we also publish the Franklin County Popular Annual Report (PAFR) that provides significant financial information in a reader-friendly format. Unlike this CAFR, the PAFR does not conform to GAAP and should be used as a supplement to, not in place of, the CAFR. Both the CAFR and the PAFR can be accessed through the Internet on our web site at <http://www.FranklinCountyAuditor.com>.

Profile of Franklin County Government

Formed in 1803, Franklin County is a political subdivision of the State of Ohio and has only those powers conferred upon it by state law. The following offices respectively hold the primary responsibility for budgeting, accounting and cash management in Franklin County. Each officeholder is elected to a four-year term.

The three-member Board of Commissioners (the Commissioners) serves as the taxing authority, the contracting body and the chief administrator of public services. The Commissioners adopt and oversee the annual operating budget, approve expenditures and issue debt.

As the County's chief fiscal officer, the Auditor is responsible for maintaining accurate records of all money received by or paid out of the County treasury. As the tax assessor for all political subdivisions within the County, the Auditor is responsible for computing the taxing rates for real estate and manufactured homes as determined by proper taxing authorities and popular vote.

As the County's banker, the Treasurer serves as custodian and investment officer for County funds. The Treasurer collects real estate and manufactured homes taxes.

The financial statements contained within this CAFR include all funds, agencies, boards and commissions that are not legally separate and for which Franklin County (the primary government and reporting entity) is financially accountable. The County provides many services to its citizens including tax collection and distribution, civil and criminal justice systems, public safety, health assistance, human services, and road and bridge maintenance. The County also operates two public parking garages and several water supply and sewage treatment systems. The County does not operate schools or hospitals, nor is it responsible for refuse collection or fire safety services.

Organizations that are legally separate from the County are included as component units if the County's elected officials appoint a voting majority of the organization's governing body and (1) the County has the ability to impose its will on that organization or (2) there is a potential for the organization to provide specific financial benefits to, or impose specific financial burdens on, the County. The following entities are included in the financial statements as component units: ARC Industries, Veterans Memorial Hall and Stadium and Team. A complete discussion of the reporting entity is provided in Note 1 to the basic financial statements.

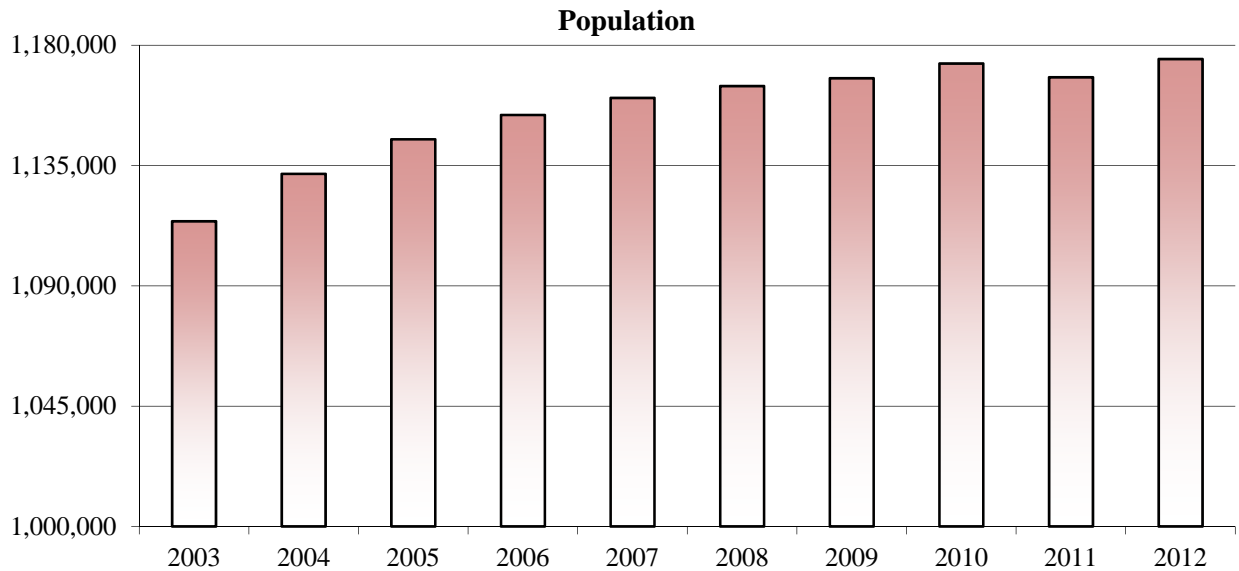
FRANKLIN COUNTY, OHIO

Letter of Transmittal For the Year Ended December 31, 2012

Note 19 to the basic financial statements presents information about joint ventures with the City of Columbus, including the Columbus/Franklin County Affordable Housing Trust Corporation, the Franklin Park Conservatory Joint Recreation District and the Columbus-Franklin County Finance Port Authority. Other related organizations are discussed in Note 20, including the Central Ohio Workforce Investment Corporation, the Columbus Metropolitan Library, the Columbus Metropolitan Housing Authority, the Columbus and Franklin County Metropolitan Park District, the Franklin County Family and Children First Council, the Franklin County Convention Facilities Authority, the Central Ohio Community Improvement Corporation, and Friends of the Shelter.

Economic Condition and Outlook

The County is located in central Ohio, within 500 miles of half the nation's population. The Mid-Ohio Regional Planning Commission has estimated the County's population to be 1,174,835 at December 31, 2012, an increase of 0.6 percent for the year and increase of 5.4 percent in the last ten years. Columbus, the largest city in the County, serves as the state capital and the county seat, and is home to The Ohio State University. The County encompasses 16 cities, 17 townships and 9 villages.

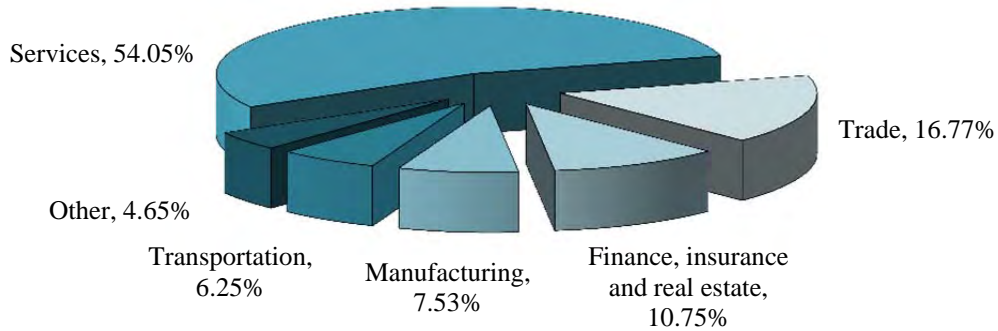


Local Economy Central Ohio is among the more economically stable metropolitan areas in the United States. The area has shown resiliency during recessions. The economy is broad-based, with no single industry dominating it. Nationwide Insurance and Limited Brands have located their headquarters and home offices in Franklin County. Other large employers include JPMorgan Chase Bank, OhioHealth Corp, Nationwide Mutual Insurance Company, and the Kroger Company. The chart below shows the proportionate number of employees in the various industries (excluding government), as reported by the U.S. Census Bureau, County Business Patterns for 2011.

FRANKLIN COUNTY, OHIO

**Letter of Transmittal
For the Year Ended December 31, 2012**

Business Sectors

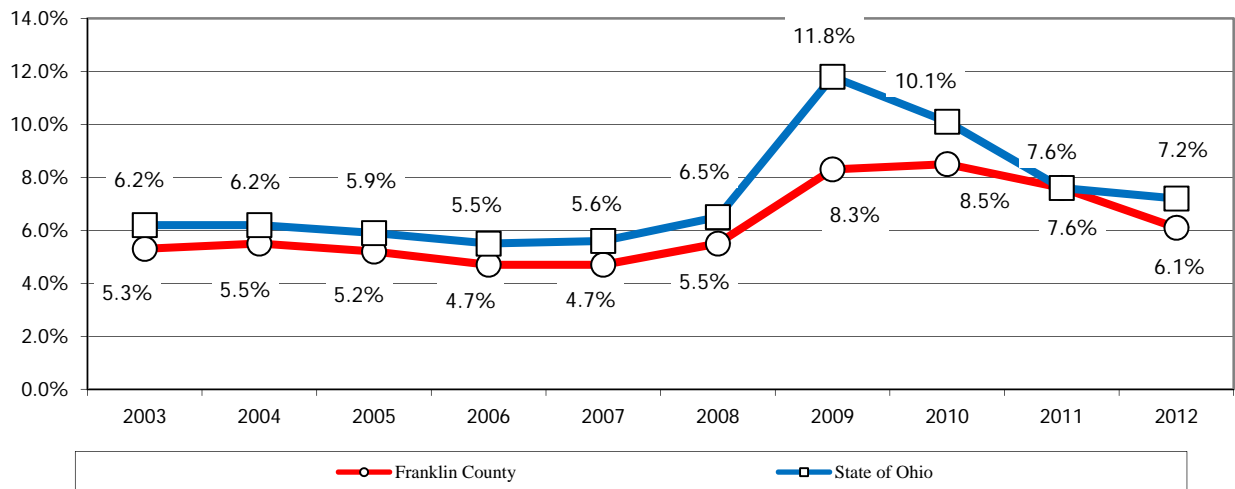


Government and education are also major employers. Together, the State of Ohio, City of Columbus and Franklin County employ 39,000 people. An additional 37,000 people are employed by either The Ohio State University or Columbus Public Schools.

The diversity of business sectors helps the region weather the economic fluctuations experienced on a larger scale elsewhere. The County's average unemployment rate decreased from 7.6 percent in 2011 to 6.1 percent in 2012. The County's unemployment rate is lower than the state average, which is 7.2 percent, and the national average of 8.1 percent.

A factor contributing to the lower unemployment rate is the County's well-educated workforce. Based on 2011 educational attainment data published by the U. S. Census Bureau, 89.6 percent of County residents ages 25 and older have graduated from high school, and 35.3 percent have completed four or more years of college.

Unemployment Rates



FRANKLIN COUNTY, OHIO

***Letter of Transmittal
For the Year Ended December 31, 2012***

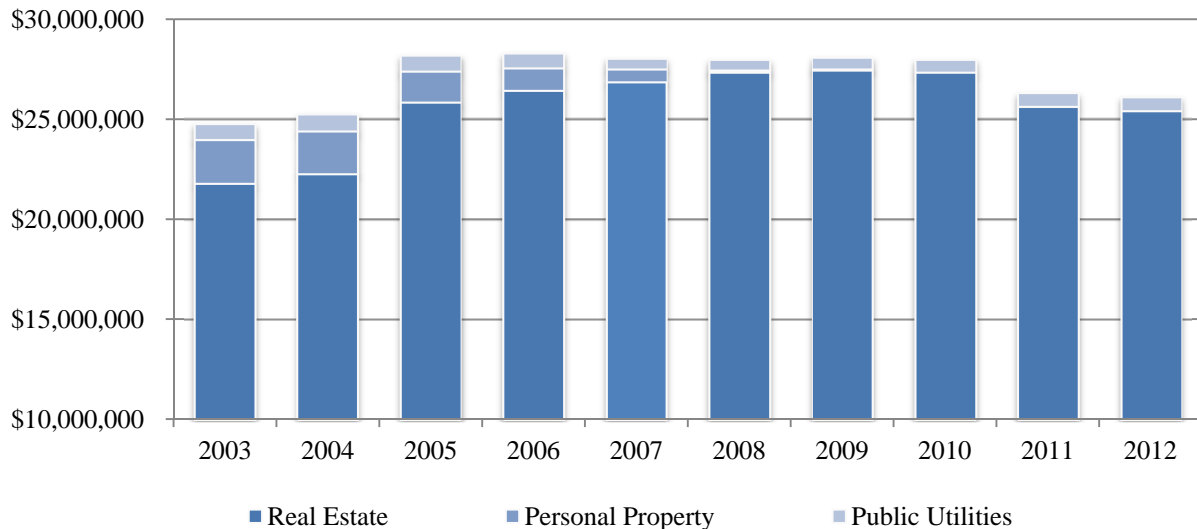
During 2012, a sales tax of 6.75 percent was collected by the State of Ohio on sales made in Franklin County. The tax was split as follows: 5.50 percent for the State of Ohio; 0.75 percent for the County's General Fund; and 0.50 percent for the Central Ohio Transit Authority. The County receives no direct funding through income taxes.

Property taxes are a significant revenue source for the General Fund and these County agencies: Board of Developmental Disabilities, Children Services Board, the Alcohol, Drug and Mental Health Board and the Office on Aging.

The total value of new construction was \$398 million in 2012, with \$200 million in residential/agricultural and \$198 million in commercial/industrial construction. In comparison, 2011 total new construction was \$438 million. Overall, real property continues to hold its value. The appraisal cycle is six years, with an update performed at the mid-point. The reappraisal performed in 2011 resulted in a decline in real property tax values.

In the past, tangible personal property used in business (including inventory) was assessed for tax purposes. This tax has been phased out. However, for a temporary period, the State of Ohio is reimbursing the County for tax losses related to the phased elimination of taxes. A commercial activity tax is imposed on sales in Ohio to replace a portion of the lost revenue. Additional information can be found in Note 6 to the basic financial statements and in the statistical tables.

**Assessed Value of Taxable Property
(000's omitted)**



FRANKLIN COUNTY, OHIO

***Letter of Transmittal
For the Year Ended December 31, 2012***

Financial Policies The budget must be structurally balanced so that continuing revenues support continuing expenditures. One-time surpluses may not be used to expand continuing expenditures. Rather, they may be used for one-time expenditures, such as capital projects. County agencies are encouraged to maximize the use of state and federal revenues so as to help preserve general revenues for other needs.

Budgetary appropriations may not exceed estimated resources, with a balanced budget maintained in each fund. Department and agency budget requests are submitted in a program-based format in conjunction with strategic business plans that outline each program's performance goals for the following year. Actual performance data related to the demands, outputs, results and efficiencies of each program are part of the budget presentation. Some special revenue funds are required to maintain a balance necessary to cover operational needs for the first several pay periods of the following year in the event that a revenue stream is delayed. Agencies funded through tax levies are required to show that the expenditures forecast over the life of the levy do not exceed the estimated revenue collections.

The budget may be amended or supplemented at any time during the year upon formal action of the Commissioners. Transfers of cash between funds require the Commissioners' authorization. Appropriations lapse at the end of the year. The Commissioners adopted the County's 2012 operating budget on December 20, 2011. Additional information on the County's budgetary process can be found in Note 3 to the basic financial statements.

ORC § 5705.13 and ORC § 5705.29 permit the taxing authority of a political subdivision to establish reserve balance accounts and to estimate contingent expenses. In accordance with actions taken by the Commissioners, the following set-asides are in place:

- General Fund Contingency – up to three percent of the General Fund budget or one-sixth of the previous year's General Fund expenditures may be set aside for unanticipated critical needs. In 2012, \$7.0 million was set aside for this purpose.
- Economic Stabilization – five percent of the preceding year's General Fund revenue may be reserved to stabilize the budget against cyclical changes in revenue and expenditures. This account had a balance of \$14.5 million as of December 31, 2012, and is shown as unassigned within the General Fund.
- Risk Management – funds may be reserved for self-insurance. Liability claims arising from automobile accidents, litigation settlements and judgment awards are paid from agency budgets or from the amount designated for risk management within the General Fund. The actual claims paid during 2012 totaled \$178,000. As of December 31, 2012, \$23,000 was recorded as payable related to known claims, and \$1.7 million is shown as committed in the General Fund for unasserted claims.

***Letter of Transmittal
For the Year Ended December 31, 2012***

- Workers' Compensation – funds may be reserved for the payment of claims under a self-insured program or a retrospective ratings plan for workers' compensation. As of December 31, 2012, the County has \$6.3 million recorded as committed in the General Fund for these future claims.
- 27th Pay Period – established in 1995, this reserve gradually collects the funds necessary to meet the payroll requirements of a 27th pay period for General Fund employees which occurred in 2009. The next year with twenty-seven pay days will be 2020. The balance at December 31, 2012, was \$0.6 million and is shown as committed in the General Fund in the financial statements.

In addition to the reserve balances and contingencies permitted by state law, the Commissioners have pledged \$3.6 million for debt service on the special obligation bonds and notes. This amount is shown as committed in the General Fund.

The Treasurer is responsible for the investment of funds in accordance with the County's investment policy as authorized by the Investment Advisory Committee and in keeping with ORC § 135.35. Specific requirements and limitations are described in Note 4 to the basic financial statements. To maximize the County's return on investment, the Treasurer's Office employs a cash management program and contracts with an investment advisory firm that systematically coordinates cash management, bank relations and the investment of surplus cash. Communication with other County agencies is integral in this process. At December 31, 2012, the County had \$168.6 million unrestricted cash and investments in its General Fund and \$900.7 million for the entire reporting entity. The cash and investments balance includes the designated monies previously described.

It is the County's policy to issue long-term, fixed-rate debt as a supplement to current tax revenues and fund balances for financing infrastructure and capital projects. Consistent with Ohio law, long-term debt is not issued to support current operations. The County sells bond anticipation notes instead of bonds only when market conditions dictate, or as part of a multi-step construction program. The County will consider using either a competitive process or a negotiated process when issuing bonds. Debt capacity is benchmarked against means and medians for other triple-A rated counties of similar size and complexity as published by Moody's Investor Services and Standard & Poor's. The County's capital plan, debt obligations and debt capacity are evaluated together in an integrated manner, on an annual basis.

Long-term Financial Planning The capital budgeting process utilizes a detailed five-year capital plan. A multi-year linkage between operating and capital budgets aids in determining the impact on future spending. Particular attention is focused on extending an asset's life. A thorough preventive maintenance program is required on each project, helping to avert major or emergency repairs.

The County normally relies on the strength of its triple-A ratings, conservative fiscal practices, substantial revenue capacity, and reasonable debt ratios to access capital markets for financing projects. When beneficial in view of interest rates and the general economic picture, the County pays for capital improvements from current tax revenues and available cash balances. Franklin County's triple-A credit rating was reaffirmed by Moody's Investors Service in February 2013 and Standard & Poor's in May 2013.

FRANKLIN COUNTY, OHIO

Letter of Transmittal For the Year Ended December 31, 2012

Major Initiatives The County has undertaken projects for construction of key community assets, including:

- Completion of a new Common Pleas Courthouse which accommodates long-term growth, improves building safety and security, and better meets the court's technological and operating needs. In addition, the County has also constructed tunnel and pedestrian concourse improvements, which will improve way-finding, access, and security within the Government Center. The total project, including land, tunnel and concourse improvements was approximately \$140 million.
- Completion of a new animal shelter that replaced a thirty-two year old facility and expanded shelter and adoption capacity. The total project cost for the new animal shelter was approximately \$18 million.
- Renovation of the Hall of Justice, which was vacated upon completion of the new Common Pleas Courthouse. The first phase of the project totaling \$7.5 million included the design and abatement of asbestos, while the remaining phases will consist of renovations to the core, shell and infrastructure of the facility. The next phase of the project is expected to total \$37.5 million, with the total project costs for the renovation of the Hall of Justice expected to be approximately \$64 million.
- Several infrastructure improvements, the most major of which is the widening and reconstruction of portions of Clime Road. The total spent or committed to be spent on the Clime Road project is in excess of \$19 million.
- Other infrastructure improvements undertaken by the County include the design and construction of a water treatment plant as well as several wastewater system improvements. These infrastructure improvements include: the Timberlake wastewater system; the Brown Road East sanitary sewer system; the Mon-E-Bak sanitary sewer system; the Holton Pak sanitary sewer system; the Taylor Estates sanitary sewer system; and the completion of the Timberlake water treatment plant. The total spent or committed on these water or wastewater improvements is nearly \$20 million.

The projects have been at least partially funded through long-term debt. See the discussion of Long-Term Debt in the MD&A on page 15 and Note 10 for more information.

Awards and Acknowledgements

Awards The Government Finance Officers Association (GFOA) has awarded us the Certificate of Achievement for Excellence in Financial Reporting for the year ended December 31, 2011. The County has received this prestigious award for twenty-nine consecutive years. The Certificate of Achievement is the highest form of recognition for excellence in state and local government financial reporting. To earn the Certificate of Achievement, the County published a readable and well-organized CAFR whose contents conformed to program standards and satisfied GAAP and applicable legal requirements. The Certificate of Achievement is valid for a period of one year. We believe our current report continues to conform to the Certificate of Achievement program requirements and we are submitting it to the GFOA.

FRANKLIN COUNTY, OHIO

***Letter of Transmittal
For the Year Ended December 31, 2012***

The GFOA has also presented us an Award for Outstanding Achievement in Popular Annual Financial Reporting for the year ended December 31, 2011. This is our seventeenth consecutive Award. To earn the Award, the Auditor's Office published the Franklin County Annual Report to provide taxpayers and other interested parties with an overview of the County's financial condition and results of its operations. The 2012 Annual Report will be submitted to the GFOA for award consideration.

Acknowledgements The preparation of this report could not have been accomplished without the dedicated effort of the entire Fiscal Services Division. I especially want to thank the Financial Reporting Department who worked diligently to continue to comply with the precise guidelines established by the GFOA's award programs. Their commitment to excellence in financial reporting added to the quality of this CAFR. I would also like to express my appreciation to each of the County's elected officials and the various County agencies for their cooperation in the preparation of this report.

Sincerely,

A handwritten signature in black ink that reads "Clarence Mingo, II". The signature is written in a cursive style with a long horizontal line extending from the end of the name.

Clarence E. Mingo, II
Franklin County Auditor

FRANKLIN COUNTY, OHIO

*Government Finance Officers Association of the United States and Canada
Certificate of Achievement for Excellence in Financial Reporting*

Certificate of
Achievement
for Excellence
in Financial
Reporting

Presented to

Franklin County
Ohio

For its Comprehensive Annual
Financial Report
for the Fiscal Year Ended
December 31, 2011

A Certificate of Achievement for Excellence in Financial Reporting is presented by the Government Finance Officers Association of the United States and Canada to government units and public employee retirement systems whose comprehensive annual financial reports (CAFRs) achieve the highest standards in government accounting and financial reporting.



Christopher P. Morice

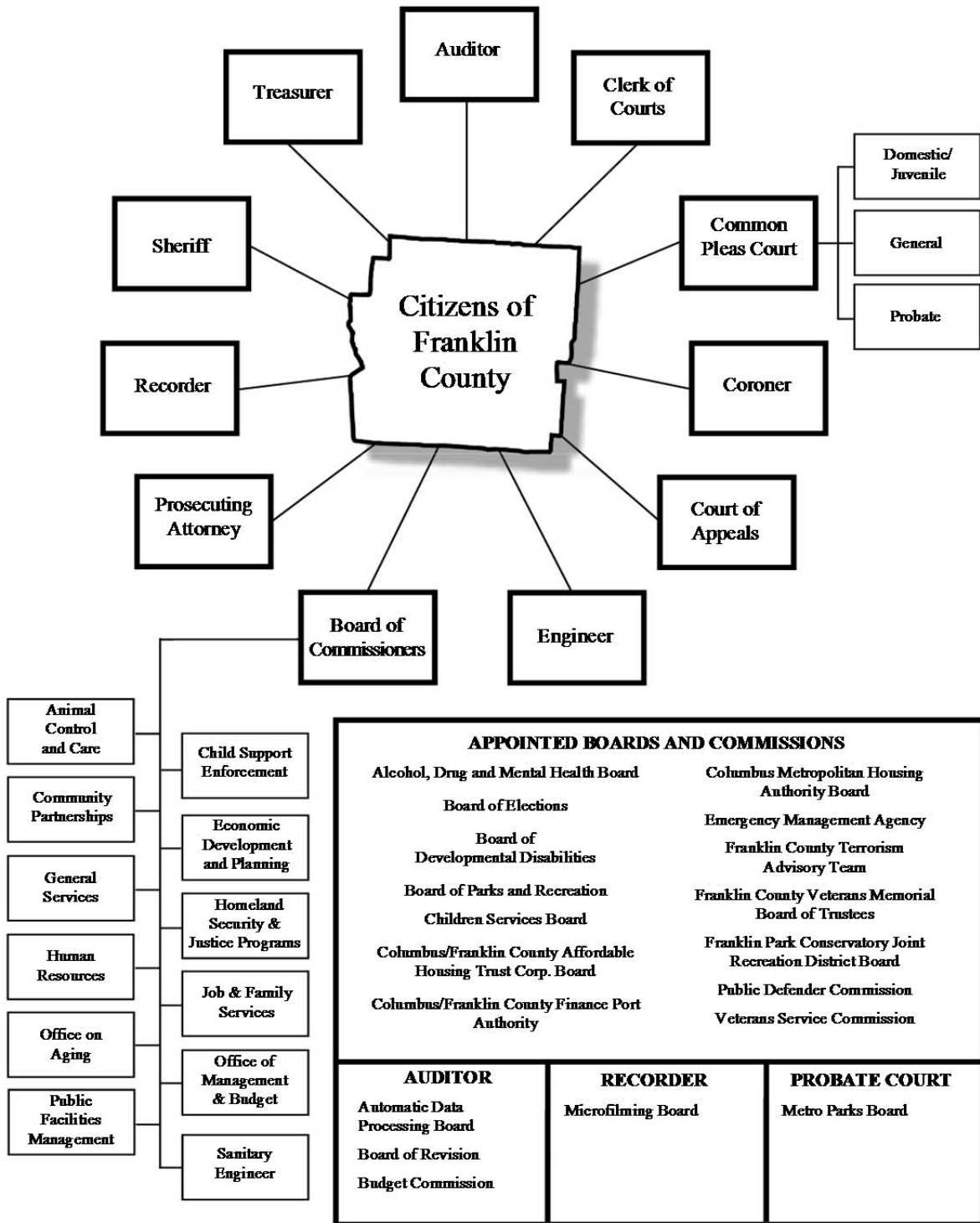
President

Jeffrey R. Enns

Executive Director

FRANKLIN COUNTY, OHIO

County Organizational Chart
For the Year Ended December 31, 2012



FRANKLIN COUNTY, OHIO

**List of Elected Officials
For the Year Ended December 31, 2012**

AUDITOR <i>373 S. High Street, 21st Floor Columbus, Ohio 43215 614.525.7399</i> Clarence E. Mingo, II	COMMON PLEAS COURT GENERAL <i>369 S. High Street Columbus, Ohio 43215 614.525.3452</i> Laurel A. Beatty John F. Bender John P. Bessey David E. Cain Kimberly Cocroft David W. Fais Richard A. Frye Daniel T. Hogan Michael J. Holbrook Timothy S. Horton Julie M. Lynch Stephen L. McIntosh Guy L. Reece, II Charles A. Schneider Mark Serrott Patrick E. Sheeran Richard S. Sheward	ENGINEER <i>970 Dublin Road Columbus, Ohio 43215 614.525.3030</i> Dean C. Ringle, P.E., P.S.
BOARD OF COMMISSIONERS <i>373 S. High Street, 26th Floor Columbus, Ohio 43215 614.525.3322</i> Paula Brooks Marilyn Brown John O'Grady	COMMON PLEAS COURT PROBATE <i>373 S. High Street, 22nd Floor Columbus, Ohio 43215 614.525.3894</i> Robert G. Montgomery	PROSECUTING ATTORNEY <i>373 S. High Street, 14th Floor Columbus, Ohio 43215 614.525.3555</i> Ron O'Brien
CLERK OF COURTS <i>373 S. High Street, 23rd Floor Columbus, Ohio 43215 614.525.3600</i> Maryellen O'Shaughnessy	CORONER <i>520 King Avenue Columbus, Ohio 43201 614.525.5290</i> Jan M. Gorniak, D.O.	RECORDER <i>373 S. High Street, 18th Floor Columbus, Ohio 43215 614.525.3930</i> Daphne Hawk
COMMON PLEAS COURT DOMESTIC/JUVENILE <i>373 S. High Street, 3rd Floor Columbus, Ohio 43215 614.525.6320</i> Kim A. Browne Christopher J. Geer Elizabeth Gill Jim Mason Dana S. Preisse	COURT OF APPEALS TENTH DISTRICT <i>373 S. High Street, 24th Floor Columbus, Ohio 43215 614.525.3580</i> Susan Brown Peggy Bryant John A. Connor Julia L. Dorrian Judith L. French William A. Klatt Lisa L. Sadler G. Gary Tyack	SHERIFF <i>369 S. High Street Columbus, Ohio 43215 614.525.3360</i> Zach Scott
		TREASURER <i>373 S. High Street, 17th Floor Columbus, Ohio 43215 614.525.3438</i> Edward Leonard





Dave Yost • Auditor of State

INDEPENDENT AUDITOR'S REPORT

Franklin County
373 South High Street, 26th Floor
Columbus, Ohio 43215

To the Board of County Commissioners:

Report on the Financial Statements

We have audited the accompanying financial statements of the governmental activities, the business-type activities, each major fund, and the aggregate discretely presented component units and the remaining fund information of Franklin County, Ohio (the County), as of and for the year ended December 31, 2012, and the related notes to the financial statements, which collectively comprise the County's basic financial statements as listed in the table of contents.

Management's Responsibility for the Financial Statements

Management is responsible for preparing and fairly presenting these financial statements in accordance with accounting principles generally accepted in the United States of America; this includes designing, implementing, and maintaining internal control relevant to preparing and fairly presenting financial statements that are free from material misstatement, whether due to fraud or error.

Auditor's Responsibility

Our responsibility is to opine on these financial statements based on our audit. We did not audit the financial statements of Franklin County Stadium, Inc. and Columbus Baseball Team, Inc. and ARC Industries, Inc., which represent 1.03% and 0.44% of assets, 8.43% and 7.49% of net position, and 3.98% and 2.99% of revenues, respectively, of the aggregate discretely presented component units and remaining fund information. Those financial statements were audited by other auditors whose report thereon has been furnished to us, and our opinion, insofar as it relates to the amount included for the County, is based solely on the report of other auditors. We conducted our audit in accordance with auditing standards generally accepted in the United States of America and the financial audit standards in the Comptroller General of the United States' *Government Auditing Standards*. Those standards require us to plan and perform the audit to reasonably assure the financial statements are free from material misstatement.

An audit requires obtaining evidence about financial statement amounts and disclosures. The procedures selected depend on our judgment, including assessing the risks of material financial statement misstatement, whether due to fraud or error. In assessing those risks, we consider internal control relevant to the County's preparation and fair presentation of the financial statements in order to design audit procedures that are appropriate in the circumstances, but not to the extent needed to opine on the effectiveness of the County's internal control. Accordingly, we express no opinion. An audit also includes evaluating the appropriateness of management's accounting policies and the reasonableness of their significant accounting estimates, as well as our evaluation of the overall financial statement presentation.

We believe the audit evidence we obtained is sufficient and appropriate to support our audit opinions.

88 East Broad Street, Tenth Floor, Columbus, Ohio 43215-3506
Phone: 614-466-3402 or 800-443-9275 Fax: 614-728-7199

www.auditor.state.oh.us

Opinions

In our opinion, based on our audit and the report of other auditors, the financial statements referred to above present fairly, in all material respects, the respective financial position of the governmental activities, the business-type activities, each major fund, and the aggregate discretely presented component units and the remaining fund information of Franklin County, Ohio, as of December 31, 2012, and the respective changes in financial position and where applicable, cash flows, thereof and the respective budgetary comparisons for the General, Board of Developmental Disabilities, Children Services Board, Alcohol, Drug and Mental Health Board and Public Assistance Funds thereof for the year then ended in accordance with the accounting principles generally accepted in the United States of America.

Other Matters

Required Supplementary Information

Accounting principles generally accepted in the United States of America require this presentation to include *Management's discussion and analysis* as listed in the table of contents, to supplement the basic financial statements. Although this information is not part of the basic financial statements, the Governmental Accounting Standards Board considers it essential for placing the basic financial statements in an appropriate operational, economic, or historical context. We applied certain limited procedures to the required supplementary information in accordance with auditing standards generally accepted in the United States of America, consisting of inquiries of management about the methods of preparing the information and comparing the information for consistency with management's responses to our inquiries, to the basic financial statements, and other knowledge we obtained during our audit of the basic financial statements. We do not opine or provide any assurance on the information because the limited procedures do not provide us with sufficient evidence to opine or provide any other assurance.

Supplementary and Other Information

Our audit was conducted to opine on the County's basic financial statements taken as a whole. The introductory section, the financial section's combining statements, individual fund statements and schedules, and the statistical section information present additional analysis and are not a required part of the basic financial statements.

The financial section's combining statements, individual fund statements and schedules are management's responsibility, and were derived from and relate directly to the underlying accounting and other records used to prepare the basic financial statements. We subjected these statements and schedules to the auditing procedures we applied to the basic financial statements. We also applied certain additional procedures, including comparing and reconciling this information directly to the underlying accounting and other records used to prepare the basic financial statements or to the basic financial statements themselves, and other additional procedures in accordance with auditing standards generally accepted in the United States of America. In our opinion, this information is fairly stated in all material respects in relation to the basic financial statements taken as a whole.

We did not subject the introductory section and statistical section information to the auditing procedures applied in the audit of the basic financial statements and, accordingly, we express no opinion or any other assurance on them.

Other Reporting Required by Government Auditing Standards

In accordance with *Government Auditing Standards*, we have also issued our report dated June 27, 2013, on our consideration of the County's internal control over financial reporting and our tests of its compliance with certain provisions of laws, regulations, contracts and grant agreements and other matters. That report describes the scope of our internal control testing over financial reporting and compliance, and the results of that testing, and does not opine on internal control over financial reporting or on compliance. That report is an integral part of an audit performed in accordance with *Government Auditing Standards* in considering the County's internal control over financial reporting and compliance.

A handwritten signature in black ink that reads "Dave Yost". The signature is written in a cursive style with a large, looping initial "D".

Dave Yost
Auditor of State

Columbus, Ohio

June 27, 2013

THIS PAGE INTENTIONALLY LEFT BLANK

***Management's Discussion and Analysis
For the Year Ended December 31, 2012***

Unaudited

As management of Franklin County (the County), we offer readers this narrative overview and analysis of the financial activities of the County as a whole for the fiscal year ended December 31, 2012. We encourage readers to consider the information presented here in conjunction with our letter of transmittal, which can be found at the front of this report, and the financial statements, which follow this section and provide more specific detail. All amounts, unless otherwise indicated, are expressed in thousands of dollars.

Financial Highlights

- The County's assets and deferred outflows exceeded its liabilities and deferred inflows at the close of 2012 by \$1.261 billion. Of this amount, \$235.4 million is considered unrestricted. Unrestricted net position may be used to meet ongoing obligations. The unrestricted net position of the County's governmental activities and business-type activities are \$230.1 million and \$5.3 million, respectively.
- The County's total net position increased by \$16.8 million in 2012, an increase of 1.4 percent. Net position of the governmental activities increased \$15.9 million, or 1.3 percent. Net position of the business-type activities increased \$0.9 million, or 3.2 percent.
- Total revenues for 2012 were \$1.001 billion. General revenues (taxes, investment earnings, unrestricted grants) accounted for \$559.7 million, or 55.9 percent of all revenues. Program revenues (charges for services, program-specific grants and contributions) were \$441.4 million, or 44.1 percent.
- The County's expenses related to governmental activities were \$974.9 million. Of this amount, \$431.0 million, or 44.2 percent of the total expenses were offset by program revenues. General revenues, primarily taxes, provided \$559.7 million.
- At the close of 2012, the County's governmental funds reported a combined ending fund balance of \$754.3 million, a decrease of \$17.0 million in comparison with the prior year. Of the combined fund balance, \$164.7 million was considered unassigned and available for spending at the County's discretion.
- At the end of the current fiscal year, unassigned fund balance for the General Fund was \$172.1 million, or 55.9 percent of total General Fund expenditures (including transfers out). Unassigned fund balance for the General Fund decreased by \$27.3 million, or 13.7 percent, when compared to 2011's General Fund unreserved fund balance.
- The County's investment in capital assets (net of related debt) increased by \$31.8 million, representing a 7.8 percent increase related to governmental activities and a 11.7 percent increase related to business-type activities.
- The County's total long-term debt (bonds, notes, loans and capital leases) decreased by \$11.7 million, representing a 3.3 percent decrease in debt related to governmental activities and a 1.1 percent decrease in debt related to business-type activities.

Overview of the Financial Statements

Management's discussion and analysis is intended to serve as an introduction to the County's basic financial statements, which are comprised of three components: 1) government-wide financial statements, 2) fund financial statements, and 3) notes to the basic financial statements. This report also contains supplementary information.

Government-wide Financial Statements The government-wide financial statements provide a broad overview of the County's finances in a manner similar to a private-sector business and can be found on pages 18 and 19 of this report.

The statement of net position presents information on all the County's assets and deferred outflows and liabilities and deferred inflows, with the difference reported as net position. Over time, the change in net position may serve as a useful indicator of whether the County's financial position is improving or declining.

The statement of activities shows how the County's net position changed during the most recent fiscal year. All changes in net position are reported as soon as the underlying event occurs, regardless of the timing of related cash flows. Thus, revenues and expenses are reported in this statement for some items that will result in cash flows in future fiscal periods (e.g., uncollected taxes and earned but unused vacation leave).

Both of the government-wide financial statements distinguish functions of the County that are principally supported by taxes and intergovernmental revenues (governmental activities) from other functions that are intended to recover their costs through user fees and charges (business-type activities). The County's governmental activities include general government, judicial, public safety, human services, health, public works, conservation and recreation, and community development functions. The County's business-type activities include water and sewer, and parking facilities operations.

The government-wide financial statements include not only Franklin County itself (known as the primary government), but also certain organizations for which the County is financially accountable. Financial information for these component units is reported separately. The County's component units include ARC Industries, Incorporated, of Franklin County, Ohio (ARC Industries); Veterans Memorial Hall; and Franklin County Stadium, Inc. and Columbus Baseball Team, Inc. (Stadium and Team). Notes 1 and 18 to the basic financial statements contain more information about the component units.

Fund Financial Statements A fund is a grouping of related accounts that is used to maintain control over resources that have been segregated for specific activities or objectives. The County, like other state and local governments, uses fund accounting to ensure and demonstrate compliance with finance-related legal requirements. The County's funds can be divided into three categories: governmental funds, proprietary funds and fiduciary funds.

Governmental Funds: Governmental funds are used to account for essentially the same functions that are reported as governmental activities in the government-wide financial statements. However, unlike the government-wide financial statements, governmental fund financial statements focus on current sources and uses of spendable resources, as well as balances of spendable resources available at the end of the fiscal year. Such information may be useful in evaluating a government's short-term financing requirements.

***Management's Discussion and Analysis
For the Year Ended December 31, 2012***

Unaudited

Because the focus of governmental funds is narrower than that of the government-wide financial statements, it is useful to compare the information presented for governmental funds with similar information presented for governmental activities in the government-wide financial statements so as to understand the long-term impact of the County's short-term financing decisions. Both the governmental fund balance sheet and the governmental fund statement of revenues, expenditures and changes in fund balances provide reconciliations to facilitate this comparison between governmental funds and governmental activities. See pages 22 and 26 of this report.

The County maintains many individual governmental funds. Information is presented separately in the governmental fund balance sheet and in the governmental fund statement of revenues, expenditures and changes in fund balances for those funds considered to be major funds. For Franklin County, these are the General Fund, Board of Developmental Disabilities (FCBDD) fund, Children Services Board fund, Alcohol, Drug and Mental Health (ADAMH) Board fund, and the Public Assistance fund. Data from the other governmental funds is aggregated for presentation as a single column. Individual fund data for each of the nonmajor governmental funds is provided in the combining statements.

The County adopts a budget resolution annually. Financial statements for the major funds have been prepared on a budgetary basis that does not conform with generally accepted accounting principles (GAAP) and are provided on pages 27 – 31 to demonstrate budgetary compliance.

Proprietary Funds: The County maintains two types of proprietary funds. Enterprise funds report the same functions presented as business-type activities in the government-wide financial statements. Enterprise funds are used to account for water and sewer, and parking facilities operations. Internal service funds are an accounting device used to accumulate and allocate costs internally across the County's various functions. Internal service funds are used to account for employee benefits and telecommunications. Because the services accounted for in the internal service funds predominantly benefit governmental rather than business-type functions, they have been included within governmental activities in the government-wide financial statements.

The proprietary fund statements provide the same type of information as the government-wide financial statements, only in more detail. The proprietary fund financial statements show the Water and Sewer fund and the Parking Facilities fund separately; the internal service funds are aggregated. The basic proprietary fund financial statements are on pages 32 – 34.

Fiduciary Funds: Fiduciary funds are used to account for resources held for the benefit of parties outside the County. Fiduciary funds are not reflected in the government-wide financial statements because those resources are not available to support the County's own programs. The accounting used for fiduciary funds is much like that used for proprietary funds. The basic fiduciary fund financial statement can be found on page 35.

Notes to the Basic Financial Statements: The notes provide additional information essential to a full understanding of the data provided in the government-wide and fund financial statements. The notes to the basic financial statements can be found on pages 36 – 91.

Other Information: The combining statements referred to earlier in connection with nonmajor governmental funds, proprietary funds, fiduciary funds and component units are presented immediately following the notes. Individual fund schedules prepared on a non-GAAP, budgetary basis are also presented. Combining nonmajor fund statements and individual fund schedules can be found on pages 95 – 168 of this report.

FRANKLIN COUNTY, OHIO

**Management's Discussion and Analysis
For the Year Ended December 31, 2012**

Unaudited

Government-wide Financial Analysis

The following table provides a summary of the County's 2012 net position compared to 2011:

	Net Position (Amounts in 000's)					
	Governmental Activities		Business-type Activities		Total	
	2012	2011	2012	2011	2012	2011
Assets:						
Current and other assets	\$ 1,398,558	\$ 1,400,437	\$ 6,830	\$ 9,134	\$ 1,405,388	\$ 1,409,571
Capital assets	723,509	695,244	42,845	40,341	766,354	735,585
Total assets	2,122,067	2,095,681	49,675	49,475	2,171,742	2,145,156
Total deferred outflows of resources	1,109	1,410	-	-	1,109	1,410
Liabilities:						
Long-term debt	335,523	347,014	17,036	17,229	352,559	364,243
Other long-term	44,723	48,084	98	193	44,821	48,277
Other liabilities	68,542	63,376	1,475	1,941	70,017	65,317
Total liabilities	448,788	458,474	18,609	19,363	467,397	477,837
Total deferred inflows of resources	444,796	424,917	-	-	444,796	424,917
Net position:						
Invested in capital assets net of related debt	400,608	371,504	25,809	23,112	426,417	394,616
Restricted	598,881	601,905	-	-	598,881	601,905
Unrestricted	230,103	240,291	5,257	7,000	235,360	247,291
Total net position	<u>\$ 1,229,592</u>	<u>\$ 1,213,700</u>	<u>\$ 31,066</u>	<u>\$ 30,112</u>	<u>\$ 1,260,658</u>	<u>\$ 1,243,812</u>

As noted earlier, net position may serve as a useful indicator of the County's financial position. The County's assets and deferred outflows exceeded liabilities and deferred inflows by \$1.261 billion (\$1.230 billion in governmental activities and \$31.1 million in business-type activities) at the close of 2012. The County as a whole, and its separate governmental and business-type activities, had positive balances in all categories of net position in the prior fiscal year as well.

A large portion of the County's net position (33.8 percent) reflects its investment in capital assets (e.g., land, buildings and improvements, infrastructure, machinery and equipment, and construction in progress) less accumulated depreciation and any related outstanding debt that had been used to acquire those assets. Although the County's investment in its capital assets is reported net of related debt, it should be noted that the resources needed to repay this debt must be provided from other sources, since the capital assets themselves cannot be used to liquidate these liabilities.

An additional portion of the County's net position (47.5 percent) represents resources that are subject to external or legal restrictions on how they may be used. The remaining balance of net position (\$235.4 million) is unrestricted and may be used to meet the County's ongoing obligations to citizens, employees and creditors. It is important to note, however, that the unrestricted net position of the County's business-type activities (\$5.3 million) may not be used to fund governmental activities. The amount invested in capital assets, net of related debt, increased by \$31.8 million or 8.1 percent, primarily related to building improvements and various infrastructure improvements. Restricted net position decreased by \$3.0 million in 2012 when compared with 2011.

FRANKLIN COUNTY, OHIO

**Management's Discussion and Analysis
For the Year Ended December 31, 2012**

Unaudited

The County's total net position increased by \$16.8 million during 2012: \$15.9 million increase for governmental activities and \$0.9 million increase for business-type activities. The following table shows the changes in net position for 2012 compared with 2011:

	Changes in Net Position (Amounts in 000's)					
	Governmental Activities		Business-type Activities		Total	
	2012	2011	2012	2011	2012	2011
Program revenues:						
Charges for services	\$ 120,694	\$ 123,623	\$ 10,391	\$ 9,479	\$ 131,085	\$ 133,102
Operating grants	289,042	326,878	-	-	289,042	326,878
Capital grants	21,293	24,152	19	37	21,312	24,189
General revenues:						
Property taxes	382,667	403,171	-	-	382,667	403,171
Sales taxes	148,245	138,479	-	-	148,245	138,479
Grants not restricted to specific programs	19,859	24,690	-	-	19,859	24,690
Unrestricted investment earnings	8,966	13,555	-	-	8,966	13,555
Total revenues	990,766	1,054,548	10,410	9,516	1,001,176	1,064,064
Expenses:						
General government	113,596	114,514	-	-	113,596	114,514
Judicial	69,273	73,641	-	-	69,273	73,641
Public safety	143,605	142,092	-	-	143,605	142,092
Human services	278,076	283,898	-	-	278,076	283,898
Health	285,762	325,615	-	-	285,762	325,615
Public works	40,191	50,278	-	-	40,191	50,278
Conservation and recreation	19,044	19,198	-	-	19,044	19,198
Community development	10,446	9,334	-	-	10,446	9,334
Interest and fiscal charges	14,934	14,708	-	-	14,934	14,708
Water and sewer	-	-	6,732	6,743	6,732	6,743
Parking facilities	-	-	2,671	1,828	2,671	1,828
Total expenses	974,927	1,033,278	9,403	8,571	984,330	1,041,849
Change in net position	15,839	21,270	1,007	945	16,846	22,215
Transfers	53	52	(53)	(52)	-	-
Net position – beginning	1,213,700	1,192,378	30,112	29,219	1,243,812	1,221,597
Net position – ending	\$ 1,229,592	\$ 1,213,700	\$ 31,066	\$ 30,112	\$ 1,260,658	\$ 1,243,812

Governmental Activities Governmental activities added to the County's net position by \$15.9 million. Key elements of this change are as follows:

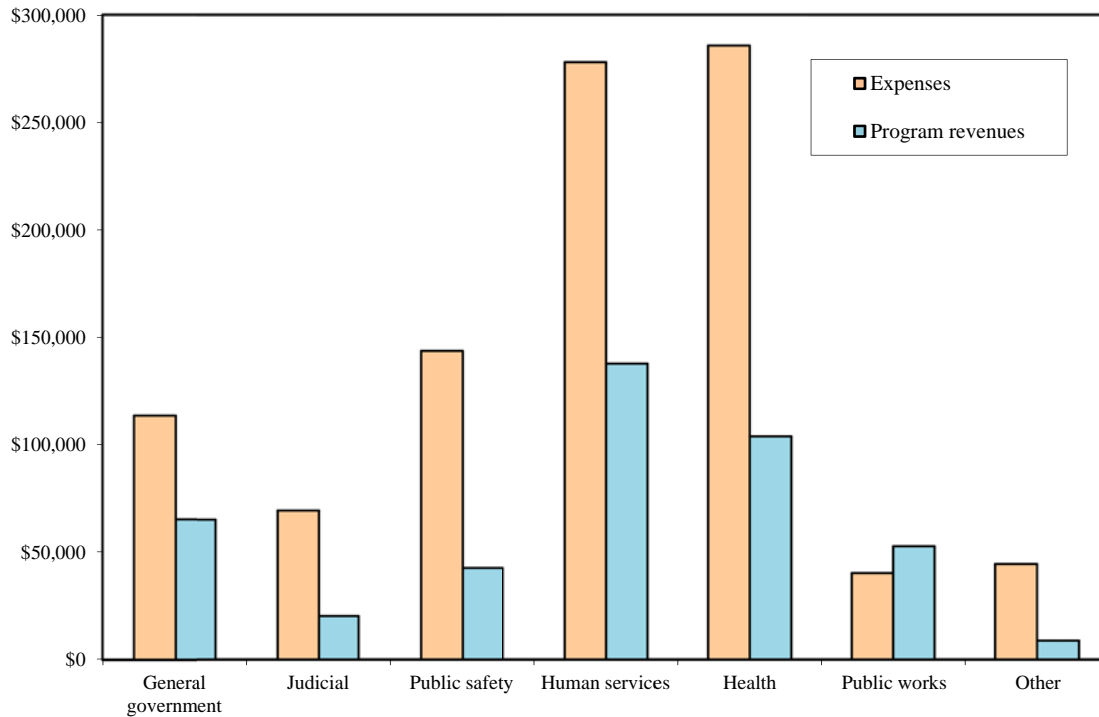
- Operating grants and contributions decreased by \$37.8 million resulting from decreases in federal funding.
- Property taxes decreased by \$20.5 million or 5.1 percent due to a decline in taxable values.
- Sales taxes increased by \$9.8 million over sales tax revenue of calendar year 2011.
- Charges for services and capital grants and contributions experienced a combined decrease of \$5.8 million.

**Management's Discussion and Analysis
For the Year Ended December 31, 2012**

Unaudited

- Expenses for nearly all general government functions were decreased to correspond with decreased revenues. In total, general government expenses decreased \$58.4 million, the majority of which were in health and public works expenses.

Expenses and Program Revenues – Governmental Activities
(Amounts in 000's)



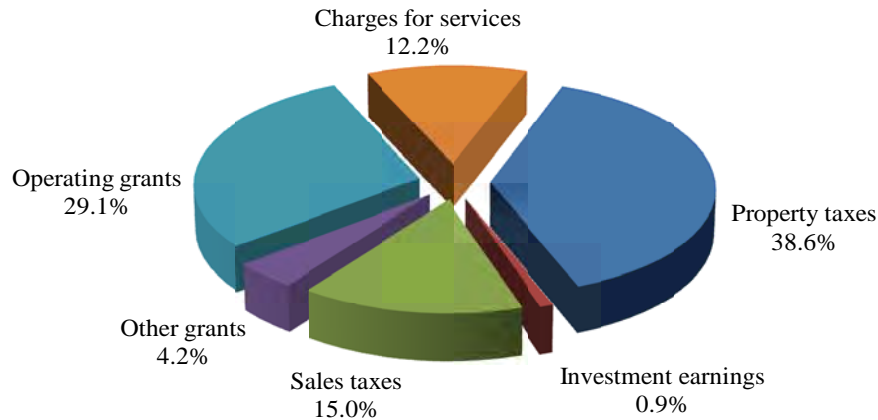
For governmental activities, revenues exceeded expenses, resulting in a \$15.9 million increase in net position during 2012.

Operating grants were the largest type of program revenue, accounting for \$289.0 million or 29.1 percent of total governmental revenues. The major recipients of operating grant revenue were FCBDD, the Children Services Board, the ADAMH Board, and the Department of Jobs and Family Services accounted for in the Public Assistance fund.

Property taxes accounted for \$382.7 million or 38.6 percent of total revenues for governmental activities. The major recipients of property tax revenues were FCBDD, the Children Services Board, the ADAMH Board and the General Fund. Another major component of general revenues was sales tax, which totaled \$148.2 million. Sales tax was the largest revenue source for the General Fund.

Charges to users of governmental services, another type of program revenue, made up \$120.7 million or 12.2 percent of total governmental revenues. These charges included fees for conveyance of real estate, fees associated with the collection of property taxes, fines and forfeitures related to judicial activity, and licenses and permits.

Revenues by Source - Governmental Activities

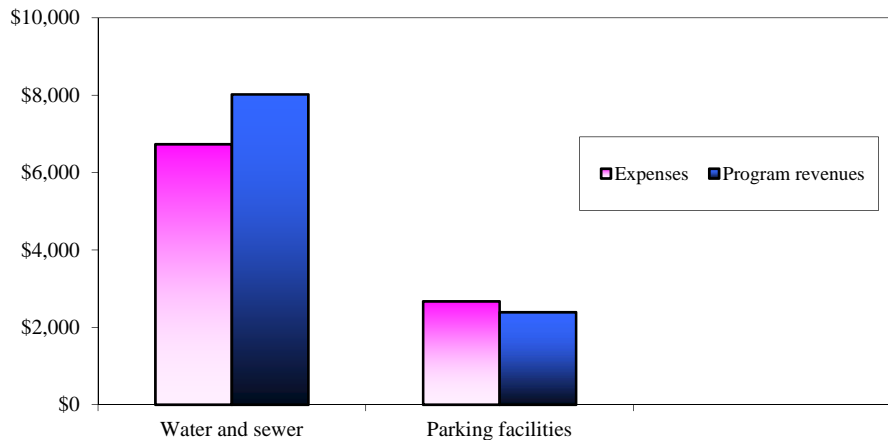


On the expense side, the largest activity in 2012 was health, accounting for \$285.8 million or 29.3 percent of the total expenses for governmental activities. The major providers of health activities are FCBDD and the ADAMH Board. The human services program accounted for \$278.1 million or 28.5 percent of total governmental expenses.

The general government function represents activities related to the governing body as well as activities that directly support other County programs that serve the County's residents. In 2012, this represented 11.7 percent of the County's total governmental expenses. 2012 general government expenses decreased by \$0.9 million or 0.8 percent from the prior year.

Business-type Activities The County's net assets for business-type activities increased by \$0.9 million. Capital grants and contributions totaling \$0.2 million were received for water and sewer.

Expenses and Program Revenues - Business-type Activities
(Amounts in 000's)



Financial Analysis of the County's Funds

As noted earlier, the County uses fund accounting to ensure and demonstrate compliance with finance-related legal requirements.

Governmental Funds The focus of the County's governmental funds is to provide information on near-term inflows, outflows and balances of spendable resources. This information is useful in assessing the County's financing requirements. In particular, unreserved fund balance may serve as a measure of the County's net resources available for spending at the end of the year.

At December 31, 2012, the County's governmental funds reported combined ending fund balances of \$754.3 million, a decrease of \$17.0 million in comparison with the prior year balances. Approximately \$164.7 million of this amount constitutes unassigned fund balance, available for spending at the County's discretion. The remainder is nonspendable, restricted, committed or assigned to indicate that it is not available for new spending because it is related to notes receivable, advances to other funds or inventories of consumable supplies, none of which can easily be converted into cash.

General Fund The General Fund is the chief operating fund of the County. The net change in the fund balance of the General Fund was a decrease of \$18.1 million during 2012. However, at December 31, 2012, unassigned fund balance of the General Fund was \$172.1 million, while total fund balance was \$200.0 million. As a measure of the General Fund's liquidity, it may be useful to compare both unassigned fund balance and total fund balance to total fund expenditures. Unassigned fund balance represents 55.9 percent of total General Fund expenditures (including transfers out), while total fund balance represents 65.0 percent of that same amount.

Major Special Revenue Funds The Board of Developmental Disabilities, Children Services Board, ADAMH Board, and Public Assistance funds are major special revenue funds used to account for specific governmental revenues and the associated expenditures are restricted to specified purposes because of legal or regulatory provisions or administrative action. The Board of Commissioners must approve tax levy requests before they are placed on the ballot.

The Board of Developmental Disabilities fund accounts for property taxes and federal and state grants restricted to expenditures for those services that benefit the developmentally disabled. Property tax revenue decreased by \$3.3 million and intergovernmental revenue decreased by \$1.5 million when compared to the prior year. Expenditures for social service contracts, medical providers, and the maintenance and operation of buildings and buses increased by \$5.6 million or 2.6 percent when compared with the prior year. The net change in fund balance for 2012 was a decrease of \$2.0 million or 0.7 percent.

The Children Services Board fund accounts for property taxes and federal funds restricted for programs designed to help abused, neglected, dependent, and troubled children and their families. The net change in fund balance for 2012 was a decrease of \$6.5 million or 5.1 percent. The primary factor for the decrease in fund balance was the decline in intergovernmental revenue. Expenditures remained constant.

***Management's Discussion and Analysis
For the Year Ended December 31, 2012***

Unaudited

The ADAMH Board fund accounts for alcohol and drug addiction treatment programs and mental health services to the public, generally through contracts with local health care providers. The largest revenue sources are property taxes and state funding. The net change in fund balance for 2012 was an increase of \$11.6 million or 19.5 percent. Property tax revenue remained relatively constant compared to revenue reported in 2011, however intergovernmental revenue decreased by \$44.6 million or 66.8 percent. Expenditures decreased by \$43.4 million or 41.5 percent.

The Public Assistance fund accounts for funding from the State of Ohio for job training and various other types of assistance and services for qualified clients. Intergovernmental revenue decreased by \$4.7 million or 8.5 percent, and program spending decreased by \$28.0 million or 30.9 percent. The net decrease in fund balance was \$2.2 million. Some of the major programs and related intergovernmental revenue previously handled by the County are now provided and accounted for by the State of Ohio.

Other Governmental Funds Other Governmental Funds represents all nonmajor special revenue funds, nonmajor capital projects funds and nonmajor debt service funds. The largest revenue sources are intergovernmental revenues from the state (primarily related to road and bridge construction and collection of court-ordered child support) and property taxes for the zoo and for senior services. The net change in fund balance for 2012 was an increase of \$0.3 million or 0.4 percent. This activity was recorded in the related capital projects fund. See the Capital Asset and Debt Administration section on pages 14 and 15 and the related notes to the basic financial statements, Note 9 and Note 10, on pages 64 – 75 for more information on the capital assets and related debt issuances.

Proprietary Funds The County's proprietary funds provide the same type of information found in the business-type activities in the government-wide financial statements, but in more detail. Unrestricted net position of Water and Sewer at the end of the year amounted to \$2.2 million and those for Parking Facilities amounted to \$3.0 million. The total change in net position for the funds was an increase of \$1.2 million and a decrease of \$0.3 million, respectively. Other factors concerning the finances of these two funds have already been addressed in the discussion of the County's business-type activities.

Budgetary Highlights

The County's budget is prepared according to Ohio law. The most significant budgeted fund is the General Fund. For calendar year 2012, the total original appropriations for the General Fund, including those for advances and transfers out, were \$308.5 million, while the final appropriations were \$313.0 million, resulting in a net increase of \$4.5 million or 1.5 percent. While the total general fund budget did not change significantly between original and final budget, there were some significant changes to the functional classifications as follows:

- \$7.0 million was originally budgeted within the Board of Commissioners budget as a contingency item but was reclassified to other functional areas as needs were evident. Major adjustments included commitments to certain construction and permanent improvement projects.
- There was a \$1.0 million increase in appropriations for vehicles and a new deputy training class.

FRANKLIN COUNTY, OHIO

**Management's Discussion and Analysis
For the Year Ended December 31, 2012**

Unaudited

Final General Fund appropriations for 2012 were lower than the final 2011 appropriations by \$12.7 million or 3.9 percent, and 3.8 percent higher than actual 2012 budgetary basis expenditures. Significant variances between the final budget and actual results for the General Fund are described as follows:

- Actual general government expenditures were \$3.2 million or 4.2 percent lower than budgeted. While all of the general government agencies had positive variances, the most significant variance was due to commissioners' expenditures \$0.8 million lower than budget.
- Actual judicial expenditures were \$2.0 million or 2.3 percent lower than expected. Spending by common pleas court was \$0.6 million lower than budgeted; the prosecuting attorney was \$0.5 million lower than budgeted and by the clerk of court, \$0.5 million lower than budgeted. Expenditures for data processing equipment, supplies and services were lower than expected.
- Actual public safety expenditures were \$0.4 million or 0.5 percent lower than expected, primarily due to Sheriff expenditures being lower than final budget.
- Actual transfers out of the General Fund were \$4.8 million lower than budget.

Capital Asset and Debt Administration

Capital Assets The County's investment in capital assets for its governmental and business type activities at December 31, 2012, amounts to \$426.4 million (net of related debt). The increase in the County's investment in capital assets (net of related debt) for 2012 was 8.1 percent when compared to 2011 activity. The amount reported for capital assets in the financial statements increased by \$30.8 million as detailed in the table below:

Capital Assets, Net of Depreciation (Amounts in 000's)						
	Governmental Activities		Business-type Activities		Total	
	2012	2011	2012	2011	2012	2011
Land	\$ 58,100	\$ 57,275	\$ 442	\$ 442	\$ 58,542	\$ 57,717
Buildings and improvements	426,024	429,218	7,844	8,097	433,868	437,315
Infrastructure	141,787	136,007	16,674	17,052	158,461	153,059
Machinery and equipment	31,374	32,973	611	673	31,985	33,646
Construction in progress	66,224	39,771	17,274	14,077	83,498	53,848
	<u>\$ 723,509</u>	<u>\$ 695,244</u>	<u>\$ 42,845</u>	<u>\$ 40,341</u>	<u>\$ 766,354</u>	<u>\$ 735,585</u>

The major capital asset expenditures during 2012 involved construction projects: renovation of the hall of justice, building improvements and infrastructure improvements. More information regarding the County's capital assets can be found in Note 9 on pages 64 – 66.

FRANKLIN COUNTY, OHIO

**Management's Discussion and Analysis
For the Year Ended December 31, 2012**

Unaudited

Long-term Debt At December 31, 2012, the County had total long-term debt outstanding of \$352.6 million. All of the County's debt is unvoted. General obligation debt as shown in the table below includes bonds, notes, loans and capital leases.

	Outstanding Debt (Amounts in 000's)					
	Governmental Activities		Business-type Activities		Total	
	2012	2011	2012	2011	2012	2011
General obligation debt	\$ 254,660	\$ 266,560	\$ 8,770	\$ 8,770	\$ 263,430	\$ 275,330
Special obligation debt	45,923	45,563	8,266	8,459	54,189	54,022
Unamortized bond premiums	10,314	11,712	-	-	10,314	11,712
Capital leases	24,626	23,179	-	-	24,626	23,179
	<u>\$ 335,523</u>	<u>\$ 347,014</u>	<u>\$ 17,036</u>	<u>\$ 17,229</u>	<u>\$ 352,559</u>	<u>\$ 364,243</u>

The County's total long-term debt decreased by \$11.7 million, or 3.2 percent during calendar year 2012. During 2012, \$3.4 million was received for governmental activity construction projects, \$0.4 million was received for business-type activity construction projects, and retiring special obligation notes were partially refinanced.

Both Standard & Poor's and Moody's Investor Services have given Franklin County a "triple-A" credit rating, the highest rating possible. The County's rating is based on the County's financial management and debt burden, and the strength of the local economy. The County is within all its legal debt limitations. As of December 31, 2012, the County's non-exempt debt was \$213.7 million. The County's limit for total voted and unvoted non-exempt debt was \$651.6 million, leaving a borrowing capacity of \$437.9 million. Unvoted, non-exempt debt is limited to one percent of total assessed property value. For 2012, that limit was \$261.2 million, leaving a borrowing capacity of \$47.5 million. The aggregate amount of the County's unvoted debt is also subject to overlapping debt restrictions with other political subdivisions. At year-end, the County's total net bonded debt amounted to 0.94 percent of the total assessed value of all property within the County.

In addition to the bonded debt, notes, loans and capital leases, the County's long-term obligations include compensated absences and workers' compensation. More information regarding the County's long-term obligations can be found in Note 10 on pages 67 – 75.

Economic Factors and Next Year's Budgets and Rates

Franklin County has experienced significant growth in the past thirty years, both in population and in tax base. The County's financial condition remains strong. The County's General Fund unrestricted cash balance at December 31, 2012, was \$168.6 million, an amount sufficient to cover General Fund expenditures for more than seven months.

When preparing the budget for the 2013 fiscal year, the following factors were taken into consideration:

- Franklin County's unemployment rate for 2012 was 6.1 percent, a decrease of 1.5 percent from 2011. As unemployment remains high, the demand for health and human services provided by County agencies is expected to continue.
- Sales tax revenues are projected to remain relatively flat and a significant revenue source. Another major revenue source, the local government fund, is expected to be significantly reduced in future years.
- Investment earnings are expected to decline by \$3.0 million in the General Fund and \$3.0 million overall due to lower interest rates and less money to invest.
- The economic stabilization reserve and contingency funding remain at the maximum levels permitted by Ohio law. Despite cost savings measures, General Fund cash reserves are expected to decrease by approximately \$28.4 million.

Requests for Information

This financial report is designed to provide citizens, taxpayers, customers, investors and creditors with a general overview of the County's finances, and to demonstrate accountability for the money the County receives. Questions concerning any of the information provided in this report or requests for additional financial information should be addressed to the Franklin County Auditor, Fiscal Services Division, 373 South High Street, 21st Floor, Columbus, Ohio 43215-6310. This report is also available on-line at www.franklincountyauditor.com/fiscal/financial-reports.

Basic Financial Statements

FRANKLIN COUNTY, OHIO

Statement of Net Position
December 31, 2012

(Amounts in 000's)

	Primary Government		Total	Component Units
	Governmental Activities	Business-type Activities		
Assets:				
Equity with County Treasurer (notes 1 & 4)	\$ 757,529	\$ 4,720	\$ 762,249	\$ -
Cash, cash equivalents, and investments in segregated accounts (notes 1 & 4)	3,172	3	3,175	10,282
Property taxes receivable, net (note 6)	457,985	-	457,985	-
Accounts receivable	5,355	2,164	7,519	1,163
Accrued interest receivable	1,654	-	1,654	-
Sales taxes receivable	39,264	-	39,264	-
Internal balances (notes 1 & 5)	240	(240)	-	-
Due from component unit (note 5 & 18)	266	-	266	-
Due from primary government (note 5)	-	-	-	75
Due from other governments	111,893	-	111,893	-
Notes receivable (note 7)	9,912	-	9,912	-
Leases receivable (note 8)	1,857	-	1,857	-
Loans receivable, net (note 1)	4,043	-	4,043	-
Inventories (note 1)	3,344	183	3,527	229
Prepaid items (note 1)	430	-	430	17,636
Restricted cash (notes 1 & 4)	1,614	-	1,614	-
Capital assets, net of accumulated depreciation:				
Nondepreciable (notes 1 & 9)	124,324	17,716	142,040	-
Depreciable (notes 1 & 9)	599,185	25,129	624,314	3,028
Total assets	2,122,067	49,675	2,171,742	32,413
Deferred outflows of resources:				
Deferred charge on refunding	1,109	-	1,109	-
Liabilities:				
Accrued wages	15,645	64	15,709	556
Accrued interest	1,211	40	1,251	251
Accounts payable and other current liabilities	42,635	1,371	44,006	-
Matured bonds and interest payable	658	-	658	-
Due to component unit (note 5)	75	-	75	-
Due to primary government (note 5)	-	-	-	266
Unearned revenue (note 1)	6,704	-	6,704	1,185
Liabilities payable from restricted assets	1,614	-	1,614	-
Long-term liabilities: (notes 1 & 10)				
Due within one year	35,026	739	35,765	2,007
Due in more than one year	345,220	16,395	361,615	9,556
Total liabilities	448,788	18,609	467,397	13,821
Deferred inflows of resources:				
Property taxes (note 1)	444,796	-	444,796	-
Net Position:				
Net investment in capital assets	400,608	25,809	426,417	3,028
Restricted for:				
Judicial	3,473	-	3,473	-
Public safety	8,235	-	8,235	-
Human services	150,831	-	150,831	-
Health	386,455	-	386,455	-
Public works	24,841	-	24,841	-
Real estate assessment	11,442	-	11,442	-
Debt service (note 10)	268	-	268	-
Capital projects	12,162	-	12,162	-
Other purposes	1,174	-	1,174	11
Unrestricted	230,103	5,257	235,360	15,553
Total net position	\$ 1,229,592	\$ 31,066	\$ 1,260,658	\$ 18,592

The notes to the basic financial statements are an integral part of this statement.

FRANKLIN COUNTY, OHIO

**Statement of Activities
For the Year Ended December 31, 2012**

(Amounts in 000's)

	Program Revenues				Net (Expense) Revenue and Changes in Net Position			
	Expenses	Charges for Services	Operating Grants and Contributions	Capital Grants and Contributions	Primary Government		Total	Component Units
					Governmental Activities	Business-type Activities		
Primary government:								
Governmental activities:								
General government	\$ 113,596	\$ 63,553	\$ 1,483	\$ -	\$ (48,560)	\$ -	\$ (48,560)	\$ -
Judicial	69,273	12,516	7,289	396	(49,072)	-	(49,072)	-
Public safety	143,605	20,643	21,875	34	(101,053)	-	(101,053)	-
Human services	278,076	6,257	131,469	-	(140,350)	-	(140,350)	-
Health	285,762	12,348	91,734	-	(181,680)	-	(181,680)	-
Public works	40,191	4,827	26,985	20,863	12,484	-	12,484	-
Conservation and recreation	19,044	-	1,807	-	(17,237)	-	(17,237)	-
Community development	10,446	550	6,400	-	(3,496)	-	(3,496)	-
Interest and fiscal charges	14,934	-	-	-	(14,934)	-	(14,934)	-
Total governmental activities	974,927	120,694	289,042	21,293	(543,898)	-	(543,898)	-
Business-type activities:								
Water and sewer	6,732	8,002	-	19	-	1,289	1,289	-
Parking facilities	2,671	2,389	-	-	-	(282)	(282)	-
Total business-type activities	9,403	10,391	-	19	-	1,007	1,007	-
Total primary government	\$ 984,330	\$ 131,085	\$ 289,042	\$ 21,312	(543,898)	1,007	(542,891)	-
Component units: (notes 1 & 18)								
ARC Industries	\$ 8,373	\$ 6,834	\$ 1,696	\$ -	-	-	-	157
Veterans Memorial Hall	2,629	2,799	-	-	-	-	-	170
Stadium and Team	10,227	11,720	-	-	-	-	-	1,493
Total component units	\$ 21,229	\$ 21,353	\$ 1,696	\$ -	-	-	-	1,820
General revenues:								
Property taxes (note 6)					382,667	-	382,667	-
Sales taxes					148,245	-	148,245	-
Grants and contributions not restricted to specific programs					19,859	-	19,859	-
Unrestricted investment earnings					8,966	-	8,966	462
Transfers (note 6)					53	(53)	-	-
Total general revenues					559,790	(53)	559,737	462
Change in net position					15,892	954	16,846	2,282
Net position - beginning					1,213,700	30,112	1,243,812	16,310
Net position - ending					\$ 1,229,592	\$ 31,066	\$ 1,260,658	\$ 18,592

The notes to the financial statements are an integral part of this statement.

FRANKLIN COUNTY, OHIO

**Balance Sheet
Governmental Funds
December 31, 2012**

(Amounts in 000's)

	General	Board of Developmental Disabilities	Children Services Board	ADAMH Board
Assets:				
Equity with County Treasurer (notes 1 & 4)	\$ 168,607	\$ 284,275	\$ 127,436	\$ 76,892
Cash and investments in segregated accounts (notes 1 & 4)	5	-	-	-
Property taxes receivable, net (note 6)	38,212	182,827	127,284	57,188
Accounts receivable	2,278	2,005	32	-
Accrued interest receivable	1,654	-	-	-
Sales taxes receivable	39,264	-	-	-
Due from other funds (note 5)	561	-	29	147
Due from component unit (notes 1 & 5)	266	-	-	-
Due from other governments	11,480	26,268	30,267	12,601
Notes receivable (note 7)	2,912	-	-	-
Leases receivable (note 8)	300	-	-	-
Loans receivable, net (note 1)	-	-	-	-
Inventories (note 1)	1,959	363	14	-
Advances to other funds (notes 1 & 5)	8,028	-	-	-
Restricted cash (notes 1 & 4)	1,614	-	-	-
Total assets	\$ 277,140	\$ 495,738	\$ 285,062	\$ 146,828
Liabilities, deferred inflows of resources and fund balances:				
Liabilities:				
Accrued wages	\$ 7,055	\$ 3,219	\$ 1,823	\$ 127
Accounts payable	6,299	5,613	7,594	6,152
Matured bonds and interest payable	-	-	-	-
Due to other funds (note 5)	34	14	212	1
Due to component unit (note 5)	-	75	-	-
Unearned revenue (note 1)	-	-	-	-
Advances from other funds (notes 1 & 5)	-	-	-	-
Liabilities payable from restricted assets	1,614	-	-	-
Total liabilities	15,002	8,921	9,629	6,280
Deferred inflows of resources:				
Property taxes (note 1)	36,969	177,781	123,112	55,328
Unavailable revenue (note 1)	25,144	31,847	30,943	14,501
Total deferred inflows of resources	62,113	209,628	154,055	69,829
Fund balances: (note 1)				
Nonspendable	1,959	363	14	-
Restricted	736	276,826	121,364	70,719
Committed	25,256	-	-	-
Assigned	-	-	-	-
Unassigned	172,074	-	-	-
Total fund balances	200,025	277,189	121,378	70,719
Total liabilities, deferred inflows of resources, and fund balances	\$ 277,140	\$ 495,738	\$ 285,062	\$ 146,828

The notes to the basic financial statements are an integral part of this statement.

(Continued on next page)

FRANKLIN COUNTY, OHIO

Balance Sheet
Governmental Funds
December 31, 2012

(Amounts in 000's)

	Public Assistance	Other Governmental Funds	Total Governmental Funds
Assets:			
Equity with County Treasurer (notes 1 & 4)	\$ 1,267	\$ 82,314	\$ 740,791
Cash and investments in segregated accounts (notes 1 & 4)	-	3,167	3,172
Property taxes receivable, net (note 6)	-	52,474	457,985
Accounts receivable	87	924	5,326
Accrued interest receivable	-	-	1,654
Sales taxes receivable	-	-	39,264
Due from other funds (note 5)	-	169	906
Due from component unit (notes 1 & 5)	-	-	266
Due from other governments	1,637	29,640	111,893
Notes receivable (note 7)	-	7,000	9,912
Leases receivable (note 8)	-	1,557	1,857
Loans receivable, net (note 1)	-	4,043	4,043
Inventories (note 1)	16	992	3,344
Advances to other funds (notes 1 & 5)	-	-	8,028
Restricted cash (notes 1 & 4)	-	-	1,614
Total assets	\$ 3,007	\$ 182,280	\$ 1,390,055
Liabilities, deferred inflows of resources and fund balances:			
Liabilities:			
Accrued wages	\$ 1,259	\$ 2,140	\$ 15,623
Accounts payable	1,892	8,364	35,914
Matured bonds and interest payable	-	658	658
Due to other funds (note 5)	141	499	901
Due to component unit (note 5)	-	-	75
Unearned revenue (note 1)	1,902	4,802	6,704
Advances from other funds (notes 1 & 5)	1,164	6,239	7,403
Liabilities payable from restricted assets	-	-	1,614
Total liabilities	6,358	22,702	68,892
Deferred inflows of resources:			
Property taxes (note 1)	-	51,606	444,796
Unavailable revenue (note 1)	371	19,277	122,083
Total deferred inflows of resources	371	70,883	566,879
Fund balances: (note 1)			
Nonspendable	16	992	3,344
Restricted	-	69,353	538,998
Committed	-	15,015	40,271
Assigned	-	7,000	7,000
Unassigned	(3,738)	(3,665)	164,671
Total fund balances	(3,722)	88,695	754,284
Total liabilities, deferred inflows of resources, and fund balances	\$ 3,007	\$ 182,280	\$ 1,390,055

The notes to the basic financial statements are an integral part of this statement.

FRANKLIN COUNTY, OHIO

***Reconciliation of Total Governmental Fund Balances to
Net Position of Governmental Activities
December 31, 2012***

(Amounts in 000's)

Total fund balances - governmental funds (page 21)	\$	754,284
Amounts reported for governmental activities in the statement of net position (page 18) are different because:		
Capital assets used in governmental activities are not financial resources and, therefore, are not reported in the funds.		723,509
Other assets are not available to pay for current period expenditures and, therefore, are deferred in the funds:		
Accrued interest receivable	768	
Sales taxes receivable	15,334	
Accounts receivable	890	
Due from other funds	21	
Due from other governments	81,088	
Property taxes receivable	22,125	
Leases receivable	1,857	
	<hr/>	122,083
Internal service funds are used by management to charge the costs of employee benefits and telecommunications to individual funds. The assets and liabilities of the internal service funds are included in governmental activities in the statement of net position.		10,064
Some liabilities are not due and payable in the current period and, therefore, are not reported in the funds:		
Accrued interest	(1,211)	
General obligation bonds	(254,660)	
Taxable special obligation bonds and notes	(35,495)	
Unamortized bond premiums, discounts, and charges	(9,205)	
Loans	(10,428)	
Compensated absences	(39,583)	
Workers' compensation	(5,140)	
Capital leases	(24,626)	
	<hr/>	(380,348)
Net position of governmental activities (page 18)	<hr/>	<hr/> \$ 1,229,592

The notes to the basic financial statements are an integral part of this statement.



FRANKLIN COUNTY, OHIO

**Statement of Revenues, Expenditures and Changes in Fund Balances
Governmental Funds
For the Year Ended December 31, 2012**

(Amounts in 000's)

	General	Board of Developmental Disabilities	Children Services Board	ADAMH Board
Revenues:				
Sales tax	\$ 148,386	\$ -	\$ -	\$ -
Property taxes (note 6)	37,924	149,587	112,432	50,613
Licenses and permits	378	-	-	-
Fees and charges for services	54,588	6,098	1,016	-
Fines and forfeitures	1,079	-	-	-
Intergovernmental	32,943	60,331	63,458	22,128
Investment income	9,220	-	-	-
Other	4,054	6,306	216	-
Total revenues	<u>288,572</u>	<u>222,322</u>	<u>177,122</u>	<u>72,741</u>
Expenditures:				
Current:				
General government	80,084	-	-	-
Judicial	66,854	-	-	-
Public safety	114,413	-	-	-
Human services	4,506	-	166,505	-
Health	-	224,450	-	61,184
Public works	533	-	-	-
Conservation and recreation	-	-	-	-
Community development	3,725	-	-	-
Capital outlays	2,065	-	-	-
Debt service: (note 10)				
Principal retirement	487	-	-	-
Interest charges	61	-	-	-
Debt issuance cost	-	-	-	-
Intergovernmental grants	4,607	-	-	-
Total expenditures	<u>277,335</u>	<u>224,450</u>	<u>166,505</u>	<u>61,184</u>
Excess (deficiency) of revenues over (under) expenditures	11,237	(2,128)	10,617	11,557
Other financing sources (uses):				
Transfers in (notes 1 & 5)	21	-	-	-
Transfers out (notes 1 & 5)	(30,547)	-	(17,125)	-
Issuance of debt (note 10)	-	-	-	-
Proceeds of loans	-	-	-	-
Premium on issuance of debt (note 10)	-	-	-	-
Capital leases (notes 10 & 11)	1,203	-	-	-
Sale of capital assets	10	89	1	-
Total other financing sources (uses)	<u>(29,313)</u>	<u>89</u>	<u>(17,124)</u>	<u>-</u>
Net change in fund balances	(18,076)	(2,039)	(6,507)	11,557
Fund balances - beginning	218,101	279,228	127,885	59,162
Fund balances - ending	<u>\$ 200,025</u>	<u>\$ 277,189</u>	<u>\$ 121,378</u>	<u>\$ 70,719</u>

The notes to the basic financial statements are an integral part of this statement.

(Continued on next page)

FRANKLIN COUNTY, OHIO

**Statement of Revenues, Expenditures and Changes in Fund Balances
Governmental Funds
For the Year Ended December 31, 2012**

(Amounts in 000's)

	Public Assistance	Other Governmental Funds	Total Governmental Funds
Revenues:			
Sales tax	\$ -	\$ -	\$ 148,386
Property taxes (note 6)	-	37,286	387,842
Licenses and permits	-	1,600	1,978
Fees and charges for services	-	30,761	92,463
Fines and forfeitures	-	3,263	4,342
Intergovernmental	50,977	98,677	328,514
Investment income	-	27	9,247
Other	2,461	14,471	27,508
Total revenues	53,438	186,085	1,000,280
Expenditures:			
Current:			
General government	-	23,424	103,508
Judicial	-	4,520	71,374
Public safety	-	20,109	134,522
Human services	61,047	48,966	281,024
Health	-	292	285,926
Public works	-	55,873	56,406
Conservation and recreation	-	18,067	18,067
Community development	-	3,002	6,727
Capital outlays	-	16,226	18,291
Debt service: (note 10)			
Principal retirement	367	24,887	25,741
Interest charges	1,233	14,820	16,114
Debt issuance cost	-	24	24
Intergovernmental grants	-	14,191	18,798
Total expenditures	62,647	244,401	1,036,522
Excess (deficiency) of revenues over (under) expenditures	(9,209)	(58,316)	(36,242)
Other financing sources (uses):			
Transfers in (notes 1 & 5)	5,953	45,016	50,990
Transfers out (notes 1 & 5)	-	(3,265)	(50,937)
Issuance of debt (note 10)	-	10,000	10,000
Proceeds of loans	-	3,421	3,421
Premium on issuance of debt (note 10)	-	25	25
Capital leases (notes 10 & 11)	1,024	-	2,227
Sale of capital assets	16	3,429	3,545
Total other financing sources (uses)	6,993	58,626	19,271
Net change in fund balances	(2,216)	310	(16,971)
Fund balances - beginning	(1,506)	88,385	771,255
Fund balances - ending	\$ (3,722)	\$ 88,695	\$ 754,284

The notes to the basic financial statements are an integral part of this statement.

FRANKLIN COUNTY, OHIO

Reconciliation of the Statement of Revenues, Expenditures and Changes in Fund Balances of Governmental Funds to the Statement of Activities For the Year Ended December 31, 2012

(Amounts in 000's)

Net change in fund balances - total governmental funds (page 25) \$ (16,971)

Amounts reported for governmental activities in the statement of activities (page 19) are different because:

Governmental funds report capital outlays as expenditures.

However, in the statement of activities, the cost of those assets is allocated over their estimated useful lives as depreciation expense. The effect on the change in net position is calculated as follows:

Per statement of revenues, expenditures and changes in fund balances:		
Capital outlay expenditures	18,291	
Capitalized expenditures reported in functional areas	30,692	
Per statement of activities:		
Depreciation expense (Note 9)	(19,897)	29,086

The net effect of transactions involving sales and retirements of capital assets decreased net position (Note 9) (4,246)

Revenues in the statement of activities that do not provide current financial resources are not reported as revenues in the funds. The amount is the net effect of the prior year items against current year accruals. (9,514)

Proceeds of debt provide current financial resources to governmental funds, but issuing debt increases long-term liabilities in the statement of net position. Repayment of principal is an expenditure in the governmental funds, but the repayment reduces long-term liabilities in the statement of net position. The effect on the change in net position is as follows:

Per statement of revenues, expenditures and changes in fund balances:		
Issuance of debt, including refunding bonds and capital leases	(15,648)	
Principal retirement, including capital leases (Note 10)	25,741	10,093

Governmental funds report the effect of issuance costs and premiums when the debt is first issued, whereas these amounts are deferred to future periods and amortized in the statement of activities. The effect on the change in net position is as follows:

Per statement of revenues, expenditures and changes in fund balances:		
Premiums on issuance of debt (Note 10)	(25)	
Debt issuance costs	24	
Per statement of activities:		
Amortization of bond premiums (Note 10)	1,398	
Amortization of deferred charges (Note 10)	(301)	
Amortization of issuance costs	(1,969)	(873)

Some expenses are reported in the statement of activities but do not require the use of current financial resources and therefore are not reported as expenditures in governmental funds. The amount is the net effect of prior year items against current year accruals. 7,824

Internal service funds are used by management to charge the costs of employee benefits and telecommunications to individual funds. The net revenue of the internal service funds is reported with governmental activities. 493

Change in net position of governmental activities (page 19) \$ 15,892

The notes to the basic financial statements are an integral part of this statement.

FRANKLIN COUNTY, OHIO

**Statement of Revenues, Expenditures and Changes in
Fund Balance – Budget and Actual (Non-GAAP Budgetary Basis)
General Fund
For the Year Ended December 31, 2012**

(Amounts in 000's)

	Budgeted Amounts		Actual Amounts	Variance with Final Budget Positive (Negative)
	Original	Final		
Revenues:				
Sales tax	\$ 136,924	\$ 146,222	\$ 146,222	\$ -
Property taxes	38,672	37,590	37,925	335
Licenses and permits	462	462	380	(82)
Fees and charges for services	45,751	49,552	48,875	(677)
Fines and forfeitures	1,156	1,156	1,090	(66)
Intergovernmental	32,433	31,178	31,539	361
Investment income	11,778	11,778	10,959	(819)
Other	2,380	2,381	4,170	1,789
Total revenues	269,556	280,319	281,160	841
Expenditures:				
Current:				
General government	82,382	75,931	72,763	3,168
Judicial	83,443	85,706	83,755	1,951
Public safety	91,165	96,382	95,941	441
Human services	4,776	4,837	4,625	212
Public works	535	542	536	6
Community development	3,867	4,595	3,717	878
Capital outlays	395	2,083	2,071	12
Debt service	74	74	74	-
Intergovernmental grants	4,568	4,568	4,568	-
Total expenditures	271,205	274,718	268,050	6,668
Excess (deficiency) of revenues over (under) expenditures	(1,649)	5,601	13,110	7,509
Other financing sources (uses):				
Transfers in	2,565	4,607	21	(4,586)
Transfers out	(33,168)	(34,169)	(29,321)	4,848
Advances in	5,910	5,910	5,910	-
Advances out	(4,107)	(4,107)	(4,107)	-
Proceeds from sale of capital assets	1	1	10	9
Total other financing sources (uses)	(28,799)	(27,758)	(27,487)	271
Net change in fund balance	(30,448)	(22,157)	(14,377)	7,780
Fund balance - beginning	170,848	170,848	170,848	-
Fund balance - ending	\$ 140,400	\$ 148,691	\$ 156,471	\$ 7,780

The notes to the basic financial statements are an integral part of this statement.

FRANKLIN COUNTY, OHIO

**Statement of Revenues, Expenditures and Changes in
Fund Balance – Budget and Actual (Non-GAAP Budgetary Basis)
Special Revenue Fund – Board of Developmental Disabilities Fund
For the Year Ended December 31, 2012**

(Amounts in 000's)

	Budgeted Amounts		Actual Amounts	Variance with Final Budget
	Original	Final		Positive (Negative)
Revenues:				
Property taxes	\$ 153,712	\$ 155,207	\$ 149,050	\$ (6,157)
Fees and charges for services	6,708	6,708	5,811	(897)
Intergovernmental	64,914	58,841	60,451	1,610
Other	300	300	6,286	5,986
Total revenues	225,634	221,056	221,598	542
Expenditures:				
Current:				
Health	240,680	240,680	224,001	16,679
Excess (deficiency) of revenues over (under) expenditures	(15,046)	(19,624)	(2,403)	17,221
Other financing sources (uses):				
Proceeds from sale of capital assets	20	20	89	69
Total other financing sources (uses)	20	20	89	69
Net change in fund balance	(15,026)	(19,604)	(2,314)	17,290
Fund balance - beginning	277,370	277,370	277,370	-
Fund balance - ending	\$ 262,344	\$ 257,766	\$ 275,056	\$ 17,290

The notes to the basic financial statements are an integral part of this statement.

FRANKLIN COUNTY, OHIO

**Statement of Revenues, Expenditures and Changes in
Fund Balance – Budget and Actual (Non-GAAP Budgetary Basis)
Special Revenue Fund – Children Services Board Fund
For the Year Ended December 31, 2012**

(Amounts in 000's)

	Budgeted Amounts		Actual Amounts	Variance with Final Budget Positive (Negative)
	Original	Final		
Revenues:				
Property taxes	\$ 116,586	\$ 116,729	\$ 112,306	\$ (4,423)
Fees and charges for services	1,088	1,088	1,024	(64)
Intergovernmental	68,798	64,197	63,576	(621)
Other	415	415	163	(252)
Total revenues	186,887	182,429	177,069	(5,360)
Expenditures:				
Current:				
Human services	177,485	176,725	166,434	10,291
Excess (deficiency) of revenues over (under) expenditures	9,402	5,704	10,635	4,931
Other financing sources (uses):				
Proceeds from sale of capital assets	5	5	1	(4)
Transfers out	-	(17,125)	(17,125)	-
Total other financing sources (uses)	5	(17,120)	(17,124)	(4)
Net change in fund balance	9,407	(11,416)	(6,489)	4,927
Fund balance - beginning	127,721	127,721	127,721	-
Fund balance - ending	\$ 137,128	\$ 116,305	\$ 121,232	\$ 4,927

The notes to the basic financial statements are an integral part of this statement.

FRANKLIN COUNTY, OHIO

**Statement of Revenues, Expenditures and Changes in
Fund Balance – Budget and Actual (Non-GAAP Budgetary Basis)
Special Revenue Fund – Alcohol, Drug and Mental Health Board Fund
For the Year Ended December 31, 2012**

(Amounts in 000's)

	Budgeted Amounts		Actual Amounts	Variance with Final Budget Positive (Negative)
	Original	Final		
Revenues:				
Property taxes	\$ 53,306	\$ 52,497	\$ 50,561	\$ (1,936)
Intergovernmental	24,059	24,939	22,967	(1,972)
Other	4,380	4,380	503	(3,877)
Total revenues	81,745	81,816	74,031	(7,785)
Expenditures:				
Current:				
Health	78,359	76,673	60,447	16,226
Excess (deficiency) of revenues over (under) expenditures	3,386	5,143	13,584	8,441
Other financing sources (uses):	-	-	-	-
Net change in fund balance	3,386	5,143	13,584	8,441
Fund balance - beginning, restated	60,408	60,408	60,408	-
Fund balance - ending	\$ 63,794	\$ 65,551	\$ 73,992	\$ 8,441

The notes to the basic financial statements are an integral part of this statement.

FRANKLIN COUNTY, OHIO

**Statement of Revenues, Expenditures and Changes in
Fund Balance – Budget and Actual (Non-GAAP Budgetary Basis)
Special Revenue Fund – Public Assistance Fund
For the Year Ended December 31, 2012**

(Amounts in 000's)

	Budgeted Amounts		Actual Amounts	Variance with Final Budget Positive (Negative)
	Original	Final		
Revenues:				
Intergovernmental	\$ 62,026	\$ 65,325	\$ 54,591	(10,734)
Other	3,316	3,316	2,515	(801)
Total revenues	65,342	68,641	57,106	(11,535)
Expenditures:				
Current:				
Human services	69,603	63,443	62,953	490
Excess (deficiency) of revenues over (under) expenditures	(4,261)	5,198	(5,847)	(11,045)
Other financing sources (uses):				
Proceeds from sale of capital assets	-	-	16	16
Transfers in	5,296	5,296	5,289	(7)
Advances in	-	1,200	1,200	-
Advances out	(710)	(510)	(510)	-
Total other financing sources (uses)	4,586	5,986	5,995	9
Net change in fund balance	325	11,184	148	(11,036)
Fund balance - beginning	1,119	1,119	1,119	-
Fund balance - ending	\$ 1,444	\$ 12,303	\$ 1,267	\$ (11,036)

The notes to the basic financial statements are an integral part of this statement.

FRANKLIN COUNTY, OHIO

**Statement of Net Position
Proprietary Funds
December 31, 2012**

(Amounts in 000's)

	Business-type Activities			Governmental
	Enterprise Funds			Activities
	Water and Sewer	Parking Facilities	Total	Internal Service Funds
Assets:				
Current assets:				
Equity with County Treasurer (note 4)	\$ 1,599	\$ 3,121	\$ 4,720	\$ 16,738
Cash, cash equivalents and investments in segregated accounts (notes 1 & 4)	-	3	3	-
Accounts receivable, net	2,155	9	2,164	29
Due from other funds (note 5)	-	-	-	13
Inventories (note 1)	168	15	183	-
Prepaid items	-	-	-	430
Total current assets	3,922	3,148	7,070	17,210
Noncurrent assets:				
Capital assets, net of accumulated depreciation:				
Nondepreciable (notes 1 & 9)	17,716	-	17,716	-
Depreciable (notes 1 & 9)	17,393	7,736	25,129	563
Total noncurrent assets	35,109	7,736	42,845	563
Total assets	39,031	10,884	49,915	17,773
Liabilities:				
Current liabilities:				
Accrued wages	32	32	64	22
Compensated absences payable (notes 1 & 10)	23	3	26	-
Accounts payable	1,335	36	1,371	6,721
Accrued interest	40	-	40	-
Due to other funds (note 5)	9	6	15	3
Loans payable (note 10)	713	-	713	-
Total current liabilities	2,152	77	2,229	6,746
Noncurrent liabilities:				
Advances from other funds	225	-	225	400
Compensated absences payable (notes 1 & 10)	40	32	72	34
General obligation bonds, net of unamortized premiums (note 10)	8,770	-	8,770	-
Loans payable (note 10)	7,553	-	7,553	-
Total noncurrent liabilities	16,588	32	16,620	434
Total liabilities	18,740	109	18,849	7,180
Net position:				
Net investment in capital assets	18,073	7,736	25,809	563
Unrestricted	2,218	3,039	5,257	10,030
Total net position	\$ 20,291	\$ 10,775	\$ 31,066	\$ 10,593

The notes to the basic financial statements are an integral part of this statement.

FRANKLIN COUNTY, OHIO

**Statement of Revenues, Expenses and Changes in Net Position
Proprietary Funds
For the Year Ended December 31, 2012**

(Amounts in 000's)

	Business-type Activities			Governmental
	Enterprise Funds			Activities
	Water and Sewer	Parking Facilities	Total	Internal Service Funds
Operating revenues:				
Fees and charges for services	\$ 7,676	\$ 2,366	\$ 10,042	\$ 87,369
Other	326	23	349	157
Total operating revenues	<u>8,002</u>	<u>2,389</u>	<u>10,391</u>	<u>87,526</u>
Operating expenses:				
Personal services	1,074	519	1,593	887
Cost of sales and services	4,967	1,848	6,815	85,590
Depreciation (note 9)	474	304	778	52
Total operating expenses	<u>6,515</u>	<u>2,671</u>	<u>9,186</u>	<u>86,529</u>
Operating income (loss)	1,487	(282)	1,205	997
Nonoperating revenues (expenses):				
Intergovernmental revenue	-	-	-	1
Interest expense	(154)	-	(154)	-
Debt issuance costs	(63)	-	(63)	-
Total nonoperating revenues (expenses)	<u>(217)</u>	<u>-</u>	<u>(217)</u>	<u>1</u>
Income (loss) before contributions	1,270	(282)	988	998
Capital grant contributions	19	-	19	-
Transfers out	(53)	-	(53)	-
Change in net position	1,236	(282)	954	998
Net position - beginning	19,055	11,057	30,112	9,595
Net position - ending	<u>\$ 20,291</u>	<u>\$ 10,775</u>	<u>\$ 31,066</u>	<u>\$ 10,593</u>

The notes to the basic financial statements are an integral part of this statement.

FRANKLIN COUNTY, OHIO

**Statement of Cash Flows
Proprietary Funds
For the Year Ended December 31, 2012**

(Amounts in 000's)

	Business-type Activities Enterprise Funds			Governmental Activities
	Water and Sewer	Parking Facilities	Total	Internal Service Funds
Cash flows from operating activities:				
Cash collections from customers	\$ 7,177	\$ 2,426	\$ 9,603	\$ 87,515
Cash payments to suppliers	(4,430)	(1,833)	(6,263)	(85,890)
Cash payments for salaries	(1,177)	(497)	(1,674)	(881)
Net cash provided by operating activities	1,570	96	1,666	744
Cash flows from noncapital financing activities:				
Transfers to other funds	(53)	-	(53)	-
Subsidy from federal grant	-	-	-	4
Net cash provided by (used for) noncapital and related financing activities	(53)	-	(53)	4
Cash flows from capital and related financing activities:				
Proceeds from sale of fixed assets	-	-	-	-
Construction and acquisition of capital assets	(3,858)	-	(3,858)	(557)
Issuance of debt for capital purposes	28	-	28	-
Advances from other funds	-	-	-	-
Subsidy from federal grant	19	-	19	-
Repayment of advance from other fund for capital purposes	-	-	-	-
Principal payments on debt	(657)	-	(657)	-
Interest payments on debt	(160)	-	(160)	-
Net cash provided by (used for) capital and related financing activities	(4,628)	-	(4,628)	(557)
Cash flows from investing activities:				
Interest received	3	-	3	-
Increase (decrease) in cash for the year	(3,108)	96	(3,012)	191
Cash and cash equivalents - beginning	4,707	3,025	7,732	16,547
Cash and cash equivalents - ending	\$ 1,599	\$ 3,121	\$ 4,720	\$ 16,738
Reconciliation of operating income (loss) to net cash provided by (used for) operating activities:				
Operating income (loss)	\$ 1,487	\$ (282)	\$ 1,205	\$ 997
Adjustments to reconcile operating income (loss) to net cash provided by (used for) operating activities:				
Depreciation	474	304	778	52
Changes in operating assets and liabilities:				
(Increase) decrease in:				
Accounts receivable	(825)	37	(788)	(16)
Accrued interest receivable	3	-	3	-
Due from other funds	-	-	-	3
Due from other governments	-	-	-	4
Inventories	11	(1)	10	-
Prepaid items	-	-	-	(56)
Deferred charges	63	-	63	-
Increase (decrease) in:				
Accrued wages	(3)	17	14	3
Accounts payable	460	12	472	(247)
Due to other funds	-	4	4	3
Unavailable revenue	-	-	-	(2)
Compensated absences	(100)	5	(95)	3
Net cash provided by operating activities	\$ 1,570	\$ 96	\$ 1,666	\$ 744
Noncash Capital Transactions				
Construction of capital assets in accounts payable	\$ 48	\$ -	\$ 48	\$ -

The notes to the basic financial statements are an integral part of this statement.

FRANKLIN COUNTY, OHIO

***Statement of Assets and Liabilities
Fiduciary Funds
December 31, 2012***

(Amounts in 000's)

	<u>Agency Funds</u>
Assets:	
Equity with County Treasurer (notes 1 & 4)	\$ 138,466
Cash and investments in segregated accounts (notes 1 & 4)	30,458
Property taxes receivable, net (note 6)	<u>1,770,193</u>
Total assets	<u>\$ 1,939,117</u>
Liabilities:	
Undistributed assets	\$ 1,869,160
Deposits held and due to others	<u>69,957</u>
Total liabilities	<u>\$ 1,939,117</u>

The notes to the basic financial statements are an integral part of this statement.

***Notes to the Basic Financial Statements
For the Year Ended December 31, 2012***

Note 1 – Summary of Significant Accounting Policies

The accompanying financial statements have been prepared in conformity with generally accepted accounting principles (GAAP) as applied to governmental units. The Governmental Accounting Standards Board (GASB) is the standard-setting body for governmental accounting and financial reporting principles. Franklin County (the County and the primary government) follows GASB guidance as applicable to its governmental and business-type activities. The most significant of the County's accounting policies are described below.

A. Reporting Entity

Franklin County was formed in 1803 and is a political subdivision of the State of Ohio. The three Commissioners serve as the County's budgeting, taxing and contracting authority. The Auditor serves as the chief fiscal officer. The Treasurer serves as the custodian of funds. All are elected positions.

The reporting entity is comprised of the primary government and other organizations (component units) that are included to ensure that the financial statements are not misleading. The primary government consists of all funds, departments, boards and agencies that are not legally separate from the County and for which the Commissioners are financially accountable.

Component units are legally separate organizations for which the County is financially accountable. Financial accountability exists in situations where the Commissioners appoint a voting majority of the organization's governing board and (1) the County is able to significantly influence the programs or services provided by the organization; or (2) the County is legally entitled to or can otherwise access the organization's resources; the County is legally obligated or has otherwise assumed the responsibility to finance the deficits of, or provide financial support to, the organization; or the County is obligated for the debt of the organization. Component units may also include organizations for which the County approves the budget, the issuance of debt or the levying of taxes.

The component units column on the government-wide financial statements includes the financial data of the County's discretely presented component units. They are reported in a separate column to emphasize their legal separation from the County. Condensed financial information for each component unit is provided in Note 18.

ARC Industries, Incorporated, of Franklin County, Ohio (ARC Industries) ARC Industries is a sheltered, not-for-profit workshop that enters into contracts with the business community to provide workers for various manufacturing and service industry jobs. ARC Industries employs clients of the Franklin County Board of Developmental Disabilities (FCBDD) to fill these positions. FCBDD is part of the primary government and its operations are accounted for as a special revenue fund. All supervisory personnel at ARC Industries are FCBDD employees. FCBDD trains the client-employees and provides the

FRANKLIN COUNTY, OHIO

***Notes to the Basic Financial Statements
For the Year Ended December 31, 2012***

Note 1 – Summary of Significant Accounting Policies (Continued)

training supplies as well as the production facilities. ARC Industries buys the supplies used in its manufacturing processes. The two entities cooperate under a joint agreement that is automatically renewed annually unless either party gives notice within thirty days of year-end of its intention to cancel the agreement.

Through ARC Industries' relationship and financial integration with the FCBDD, the County can impose its will on ARC Industries, and ARC Industries imposes a financial burden on the County.

Veterans Memorial Veterans Memorial Hall was built to commemorate the services of all members and veterans of the United States armed forces and to provide a center for veterans' meetings and programs. The Commissioners appoint the board of trustees in a non-authoritative manner. The designation of Veterans Memorial's management and control of its operations are under the direction and control of the trustees.

The County owns Veterans Memorial and leases it to the trustees under an agreement that extends until 2013. Under the agreement, the County receives rent equal to Veterans Memorial's annual net income from operations plus all reserves in excess of \$250,000. No rent has been paid the last seven years (2005 – 2012). The County issued general obligation bonds to finance renovations and improvements to the facility. Debt service is the County's responsibility.

Franklin County Stadium, Inc. and Columbus Baseball Team, Inc. (Stadium and Team) These two interrelated nonprofit corporations were organized under Ohio Revised Code (ORC) Chapter 1702 to provide entertainment and recreation in the stadium for the benefit and general welfare of the County. Upon dissolution of the corporations, their assets become the property of the Commissioners. The Franklin County Board of Parks and Recreation directs both the stadium and the team. While appointed by the Commissioners, the board operates autonomously and selects its own management.

The County owns the franchise for the team, entitling the County to field a team in the International League but without the authority to determine which team plays in the stadium. During 2007, the County issued special obligation bonds and notes for the construction of a new stadium (Huntington Park) and has pledged non-tax General Fund revenue for the related annual debt service, placing a financial burden on the County. The County owns the ballpark, and leases it to Stadium and Team through a lease agreement expiring in December 2033. See Note 8 for more information about the lease.

Complete financial statements for each of the individual component units may be obtained from the unit's administrative office.

ARC Industries
2879 Johnstown Road
Columbus, Ohio 43219-1719

Veterans Memorial
300 West Broad Street
Columbus, Ohio 43215-2761

Franklin County Stadium
330 Huntington Park Lane
Columbus, Ohio 43215-9988

***Notes to the Basic Financial Statements
For the Year Ended December 31, 2012***

Note 1 – Summary of Significant Accounting Policies (Continued)

In the case of the entities listed below, the County serves as fiscal agent but is not financially accountable for their operations. Accordingly, the activities of these entities are presented as agency funds within the basic financial statements.

Franklin County Public Health
Franklin County Soil and Water Conservation District
Franklin County Family and Children First Council
Mid-Ohio Regional Planning Commission
Franklin County Community Based Correctional Facility

The County's joint ventures and related organizations are listed below. A joint venture is a legal entity or other organization that results from a contractual arrangement, and that is owned, operated or governed by two or more participants as a separate and specific activity subject to joint control, in which the participants retain an ongoing financial interest or responsibility. For the related organizations, the County either appoints or acts as a member on the board, but the County's accountability for the organizations does not extend beyond the board membership, or the County receives financial benefit from the organization. See Notes 19 and 20, respectively, for more detail.

Joint Ventures

Columbus/Franklin County Affordable Housing Trust Corporation
Franklin Park Conservatory Joint Recreation District
Columbus-Franklin County Finance Port Authority

Related Organizations and Other Agreements

Housing of City Prisoners
Central Ohio Workforce Investment Corporation
Columbus Metropolitan Library
Columbus Metropolitan Housing Authority
Columbus and Franklin County Metropolitan Park District
Franklin County Family and Children First Council
Franklin County Convention Facilities Authority
Central Ohio Community Improvement Corporation
Friends of the Shelter

B. Measurement Focus, Basis of Accounting and Financial Statement Presentation

Measurement Focus Measurement focus refers to *what* is expressed in reporting an entity's financial performance and position. A particular measurement focus is accomplished by considering *which* resources are measured. Changes in the economic resources are reflected as changes in net position (total assets and deferred outflows less total liabilities and deferred inflows). This focus is used in the government-wide, the proprietary fund and the fiduciary fund financial statements. Changes in the current financial resources focuses on the transactions or events that have increased or decreased the resources available for spending in the near future. This focus is used in the governmental fund financial statements.

***Notes to the Basic Financial Statements
For the Year Ended December 31, 2012***

Note 1 – Summary of Significant Accounting Policies (Continued)

Basis of Accounting Basis of accounting determines when transactions are reported on the financial statements. Differences in the accrual and the modified accrual basis of accounting arise in the timing of recognition of revenue and the recording of unavailable revenue, and in the presentation of expenses versus expenditures. The government-wide, the proprietary fund and the fiduciary fund financial statements report transactions on the accrual basis. The governmental fund financial statements utilize the modified accrual method. On the modified accrual basis, revenue is recorded in the fiscal year in which the resources are measurable and become available. “Available” means that the resources will be collected soon enough to be used to pay liabilities of the current fiscal year. The County considers revenues to be available if collected within sixty days of year-end. Under the non-GAAP budgetary basis, transactions are recorded when cash is received or disbursed.

Revenues: Exchange and Non-exchange Transactions Revenue resulting from exchange transactions, in which each party gives and receives essentially equal value, is recorded on the accrual basis when the exchange takes place. Non-exchange transactions, in which the County receives value without directly giving equal value in return, include sales taxes, property taxes, grants, entitlements and donations. On the accrual basis, revenue from sales taxes is recognized in the period in which the taxable sale takes place.

On the modified accrual basis, revenue from transactions must also be available before it can be recognized. Under this basis, the following revenue sources are considered to be both measurable and available at year-end: sales taxes, interest, federal and state grants and subsidies, state-levied locally shared taxes (including motor vehicle license fees and gasoline taxes), fees and rentals.

Unearned Revenue Unearned revenue arises when assets are recognized before revenue recognition criteria have been satisfied. Property taxes for which there is an enforceable legal claim as of December 31, 2012, but which were levied to finance year 2013 operations, have been recorded as unearned revenue. Grants and entitlements received before the eligibility requirements are met are also recorded as unearned revenue.

Expenses/Expenditures On the accrual basis of accounting, expenses are recognized at the time they are incurred. The measurement focus of governmental fund accounting is decreases in net financial resources (expenditures) rather than expenses. On the modified accrual basis, expenditures are generally recognized in the accounting period in which the related fund liability is incurred, if measurable, provided current financial resources are to be used. As a result, compensated absences and most claims and judgments are not recorded as expenditures or liabilities until current financial resources are required. Allocations of cost, such as depreciation and amortization, are not recognized in governmental funds.

***Notes to the Basic Financial Statements
For the Year Ended December 31, 2012***

Note 1 – Summary of Significant Accounting Policies (Continued)

Financial Statement Presentation The County's basic financial statements consist of government-wide statements displaying information about the County as a whole, and fund financial statements that provide a more detailed level of financial information.

Government-wide Financial Statements The government-wide financial statements are prepared using the economic resources measurement focus and the accrual basis of accounting. The statement of net position and the statement of activities include the non-fiduciary financial activities of the primary government and its component units. The statements distinguish between those primary government activities that are governmental (financed primarily by taxes and grants) and those that are business-type (relying significantly on user fees and charges). Component units are aggregated and shown in a single column, regardless of the type of underlying activity.

The statement of net position presents the financial condition of the governmental and business-type activities of the County and its component units at year-end. All assets and liabilities associated with the operation of the County are included. Interfund receivables and payables within governmental activities and within business-type activities have been eliminated to minimize the duplicating effect on assets and liabilities within the governmental and business-type activities total columns. The balances of the internal service funds have been eliminated against the expenses and program revenues shown in governmental activities on the statement of activities.

The statement of activities demonstrates the degree to which the direct expenses are offset by program revenues for each function of the County's governmental activities, for each segment of the business-type activities of the County and for activities of the County's component units. This comparison of direct expenses with program revenues identifies the extent to which each segment or function is self-financing or draws from the County's general revenues. Direct expenses are those that are specifically associated with a service, program or department and therefore clearly identifiable to a particular function or segment. Program revenues include (1) charges paid by the recipient of the goods or services and (2) grants and contributions that are restricted to meeting the operational or capital requirements of a particular function or segment. Revenues that are not classified as program revenues are presented as general revenues of the County. The activities of the internal service funds and interfund activity within the same function have been eliminated to avoid duplicating revenues and expenses. However, interfund services provided and used between functions are not eliminated in the process of consolidation. The County does not allocate indirect expenses to functions or segments in the statement of activities.

Revenue from property taxes is recognized in the fiscal year for which the taxes are levied (see Note 6). Revenues from grants, entitlements and donations are recognized in the fiscal year in which all eligibility requirements have been satisfied. Eligibility requirements include timing requirements that specify the year when the resources are required to be used or the year when use is first permitted; matching requirements in which the County must provide local resources to be used for a specified purpose; and expenditure requirements in which the resources are provided to the County on a reimbursement basis.

***Notes to the Basic Financial Statements
For the Year Ended December 31, 2012***

Note 1 – Summary of Significant Accounting Policies (Continued)

Fund Financial Statements The County uses funds to segregate transactions related to certain functions or activities in order to aid financial management and demonstrate legal compliance. Separate financial statements present financial information at a more detailed level for governmental funds, proprietary funds and fiduciary funds, even though the latter are excluded from the government-wide financial statements. The governmental and enterprise fund financial statements focus on major funds, with each major fund presented in a separate column. Nonmajor funds are aggregated and presented in a single column. The County also maintains two internal service funds. Agency funds, a type of fiduciary fund, are used to account for assets held by the government as agent for individuals, private organizations and other governments.

Governmental Funds Governmental funds are those through which most governmental functions are financed. All governmental funds are reported using the flow of current financial resources measurement focus and the modified accrual basis of accounting. With this measurement focus, only current assets and current liabilities generally are included on the balance sheet. Expendable assets are assigned to the various governmental funds according to the purposes for use. Current liabilities are assigned to the fund from which they will be paid. The difference between governmental fund assets and liabilities is reported as fund balance. The statement of revenues, expenditures and changes in fund balances reports on the sources (i.e., revenues and other financing sources) and uses (i.e., expenditures and other financing uses) of current financial resources. This approach differs from the manner in which the governmental activities of the government-wide financial statements are prepared. Reconciliation with brief explanations is included so as to better identify the relationship between the government-wide statements and the statements for governmental funds.

The following are the County's major governmental funds:

General Fund The General Fund is the primary operating fund and is available for any purpose, provided it is expended or transferred in accordance with state law. It accounts for all financial resources of the primary government not recorded elsewhere.

Board of Developmental Disabilities (FCBDD) Fund The FCBDD fund accounts for property taxes and federal and state grants restricted to expenditures for those services that benefit its clients. Expenditures include those for social service contracts, medical providers and the maintenance and operation of buildings and buses.

Children Services Board Fund The Children Services Board fund accounts for property taxes and federal and state funds restricted for programs designed to help abused, neglected, dependent and troubled children and their families.

Alcohol, Drug and Mental Health Board (ADAMH Board) Fund The ADAMH Board fund accounts for the provision of alcohol, drug addiction and mental health services to the public, generally through contracts with local mental health agencies. The largest revenue sources are property taxes, and federal and state funding.

***Notes to the Basic Financial Statements
For the Year Ended December 31, 2012***

Note 1 – Summary of Significant Accounting Policies (Continued)

Public Assistance Fund The Public Assistance fund accounts for funding from various federal and state grants used to provide job training and public assistance to qualified clients, to pay their medical providers and for certain social services.

The County's nonmajor governmental funds account for (1) grants and other resources where use is restricted to a particular purpose; (2) the accumulation of resources for, and payment of, the principal, interest and related costs for the County's long-term debt; and (3) financial resources used for the acquisition, construction or renovation of facilities (other than those financed by proprietary funds).

Proprietary Funds Proprietary fund reporting focuses on the determination of operating income, changes in net position, financial position and cash flows. Proprietary funds are classified as either enterprise or internal service. Like the government-wide statements, all proprietary funds are reported using the economic resources measurement focus and the accrual basis of accounting. All assets, deferred outflows, liabilities and deferred inflows associated with the operation of these funds are included on the statement of net position. The statement of revenues, expenses and changes in net position presents increases (i.e., revenues) and decreases (i.e., expenses) in net position. The statement of cash flows provides information about how the County finances and meets the cash flow needs of its proprietary activities.

Enterprise funds are used to account for operations that are financed and operated in a manner similar to private business enterprises. The County intends that the cost of providing services to the general public on a continuing basis be financed or recovered primarily through user charges. The County's enterprise funds are listed below:

Water and Sewer Fund The Water and Sewer fund accounts for the provision of water and sewer services to some parts of the County not serviced by others.

Parking Facilities Fund The Parking Facilities fund accounts for the fees and operations of parking facilities near County offices that serve County employees and the general public.

Internal service funds account for the financing of services provided by one agency to other agencies of the government on a cost-reimbursement basis. The County has an internal service fund to account for employee benefits and one for telecommunication charges to other funds.

Fiduciary Funds Fiduciary fund reporting uses the accrual basis of accounting. Because of their custodial nature, fiduciary funds do not measure results of operations and do not have a measurement focus. The County uses agency funds to account for assets held in a purely custodial capacity as fiscal agent for other entities and for various taxes, state-shared revenues, and fines and forfeitures collected on behalf of and distributed to other local governments. Agency fund transactions typically involve only the receipt, temporary investment and distribution of these resources.

***Notes to the Basic Financial Statements
For the Year Ended December 31, 2012***

Note 1 – Summary of Significant Accounting Policies (Continued)

C. Cash, Cash Equivalents and Investments

Cash resources of the majority of individual funds are combined to form a pool of cash and investments managed by the County Treasurer. Interest earned on investments is accrued as earned. Under existing Ohio law, all investment earnings are assigned to the General Fund unless contractually required to be credited to a specific fund. Distribution is made utilizing a formula based on the average monthly balance of cash and cash equivalents of all funds.

For reporting purposes, "Equity with County Treasurer" is defined as cash on hand, demand deposits and investments held in the County treasury. "Cash and investments in segregated accounts" is defined as cash, deposits and investments not held in the treasury. "Restricted cash" is defined as cash, deposits and investments held either in the treasury or in an outside account, and which is separate from the County's assets (e.g., customer deposits or unclaimed moneys).

For cash flow reporting purposes, the County's proprietary funds consider cash and cash equivalents to be cash on hand, demand deposits and short-term investments with original maturities of three months or less from the date of acquisition. "Equity with County Treasurer" is considered to be cash and cash equivalents since these assets are available on demand.

Investments held by the Treasurer are stated at fair value using quoted market prices, except for repurchase agreements that are reported at cost. Net unrealized gains and losses calculated through the aggregate method are recorded as investment income. By statute, the Treasurer invests any short-term cash surplus. The residual investments are included in "Equity with County Treasurer." STAR Ohio is an investment pool that allows governments within the state to pool their funds for investment purposes. STAR Ohio is managed by the State Treasurer's Office and is not registered with the SEC as an investment company, but does operate in a manner consistent with Rule 2a7 of the Investment Company Act of 1940. Investments in STAR Ohio are valued at STAR Ohio's share price, which is the price the investment could be sold for on December 31, 2012. Note 4 provides details regarding cash, cash equivalents and investments held by the County.

Investments held by the component units are considered available for sale and are stated at fair value. The component units use the specific identification cost method when calculating realized gains and losses on sales of investments.

D. Loans Receivable

"Loans receivable" consists of long-term revolving loans for housing and community development projects. The programs are primarily funded by a federal block grant, with a local match from the County. "Loans receivable" is offset by a credit to "Unearned revenue." The expenditure is recorded when the loan is made. The loans for which there is some doubt of collection are not included in the receivable.

FRANKLIN COUNTY, OHIO

***Notes to the Basic Financial Statements
For the Year Ended December 31, 2012***

Note 1 – Summary of Significant Accounting Policies (Continued)

E. Inventories

Inventories consist of expendable supplies held for consumption. Inventories are valued at cost using the first in/first out (FIFO) method and recorded as expenditures/expenses when used rather than when purchased.

F. Prepaid Items

Payments made to vendors for services that will benefit periods beyond December 31, 2012, are recorded as prepaid items in both the government-wide and fund financial statements. The consumption method is used, recording a current asset for the prepaid amount and reflecting the expenditure/expense in the year in which services are consumed.

G. Capital Assets

Capital assets are those assets not specifically related to activities reported in the proprietary funds and generally result from expenditures in the governmental funds. These assets are reported in the governmental activities column of the government-wide statement of net position but are not reported in the fund financial statements. Capital assets utilized by the proprietary funds are reported both in the business-type activities column of the government-wide statement of net position and in the respective fund financial statements.

Capital assets are capitalized at cost (or estimated historical cost) and updated for additions and retirements during the year. Donated capital assets are recorded at their fair market value as of the date received. For assets other than infrastructure, the County maintains a capitalization threshold of \$5,000 (amount not rounded), an estimated life of five or more years and a salvage value equal to 10 percent of the original cost for certain assets. The County's infrastructure consists of roads, bridges, water lines and sewer lines, with a capitalization threshold of \$100,000. The costs of improvements and major renovations that extend the asset's useful life are capitalized. Interest incurred during the construction of assets utilized by the enterprise funds is also capitalized. Normal maintenance and repair costs that do not add to the value of the asset nor materially extend an asset's life are not capitalized.

Capital assets are depreciated except for land and construction in progress. Improvements are depreciated over the remaining useful lives of the related capital assets. Useful lives for infrastructure have been estimated based on the County's historical records of necessary improvements and replacement. Capital assets are shown net of accumulated depreciation. Depreciation and amortization of capitalized interest are computed using the straight-line method over the following estimated useful lives:

Buildings	30-50 years
Building improvements	10-25 years
Roads and bridges	37-50 years
Sewer and water lines	20-70 years
Machinery and equipment	5-20 years

***Notes to the Basic Financial Statements
For the Year Ended December 31, 2012***

Note 1 – Summary of Significant Accounting Policies (Continued)

H. Deferred Outflows/Inflows of Resources

In addition to assets, the statement of financial position will sometimes report a separate section for deferred outflows of resources. This separate financial statement element, *deferred outflows of resources*, represents a consumption of net position that applies to a future period(s) and so will *not* be recognized as an outflow of resources (expense/expenditure) until then. The County only has one item that qualifies for reporting in this category. It is the deferred charge on refunding reported in the government-wide statement of net position. A deferred charge on refunding results from the difference in the carrying value of refunding debt and its reacquisition price. This amount is deferred and amortized over the shorter of the life of the refunded or refunding debt.

In addition to liabilities, the statement of financial position will sometimes report a separate section for deferred inflows of resources. This separate financial statement element, *deferred inflows of resources*, represents an acquisition of net position that applies to a future period(s) and so will *not* be recognized as an inflow of resources (revenue) until that time. The County has only one type of item, which arises only under a modified accrual basis of accounting, that qualifies for reporting in this category. Accordingly, the item, *unavailable revenue*, is reported only in the governmental funds balance sheet. The governmental funds report unavailable revenues from two sources: property taxes and special assessments. These amounts are deferred and recognized as an inflow of resources in the period that the amounts become available.

I. Interfund Balances

Activity between funds that represents lending/borrowing arrangements outstanding, and unpaid interfund services at the end of the fiscal year are referred to as “Due to/from other funds” or “Advances to/from other funds.” Interfund receivables and payables within governmental activities and within business-type activities have been eliminated in the government-wide statement of net position; any residual outstanding between the governmental activities and business-type activities are reported as “Internal balances.”

J. Accrued Liabilities and Long-term Obligations

All payables, accrued liabilities and long-term obligations are reported on the government-wide statement of net position, and all payables, accrued liabilities and long-term obligations payable from proprietary funds are reported on the proprietary fund financial statements. Bond premiums and discounts are deferred and amortized over the life of the bonds using the effective interest method.

Bonds payable are reported net of the applicable bond premium or discount. Debt issuance costs, except any portion related to prepaid insurance costs, are recognized as an expense in the period incurred.

In general, governmental fund payables and accrued liabilities that, once incurred, are paid in full from current financial resources are reported as obligations of the funds. Bonds, loans and capital leases are recognized as liabilities on the fund financial statements when due.

***Notes to the Basic Financial Statements
For the Year Ended December 31, 2012***

Note 1 – Summary of Significant Accounting Policies (Continued)

K. Self-insurance

The Commissioners have formed the Franklin County Cooperative Health Benefits Program (the Program) to provide multiple employee health care benefit plans. Approximately 4,900 County employees and 1,500 employees of other political subdivisions are covered by the Program. Premiums are established based on an independent actuarial evaluation, and are designed to be sufficient to cover all incurred claims and build a reserve for this joint self-insurance arrangement. If the reserve is insufficient at any point in time to cover catastrophic losses, the losses will be covered by the County's General Fund with adjustments made to future premium rates. The County is the predominant participant, and activities related to the Program are reported in the Employee Benefits internal service fund. The County has recorded a liability at year-end in the Employee Benefits fund for pending claims and incurred but unreported claims.

Beginning in 2012 the County began to self-insure its workers' compensation costs. Charges are established based on an independent actuarial evaluation, and are designed to be sufficient to cover all incurred claims and maintain a reserve for this self-insurance arrangement. If the reserve is insufficient at any point in time to cover claims, the claims will be covered by the County's General Fund with adjustments made to future charge rates. The County is the only participant and activities related to the program are reported in the Employee Benefits internal service fund.

L. Compensated Absences

The County permits employees to accumulate earned but unused vacation and sick leave benefits. Vacation benefits are accrued as a liability in the government-wide and proprietary fund financial statements when the benefits are earned if (1) the vacation leave is related to services already rendered and (2) it is probable that the employee will be compensated through time off or some other means in a future period. Sick leave benefits are accrued in the government-wide and proprietary fund financial statements using the vesting method. The sick leave liability is based on accumulated sick leave and employee wage rates at December 31st for those employees who are currently eligible to receive termination benefits and those the County has identified as probable of receiving payment in the future. A liability for compensated absences is recorded in governmental funds only if they have matured, for example as a result of employee resignation or retirement.

The criteria for determining vacation and sick leave liabilities are based on Commissioners' policies for compensated absences. The policies set by negotiated agreements and by other appointing authorities may vary slightly. Vacation and sick leave are accumulated based on hours worked. Vacation pay is fully vested after one year of full-time service. By Ohio law, accumulated vacation cannot exceed three times the annual accumulation rate for an employee. There is no limit for the accumulation of sick leave. Employees with eight to eighteen years of service at time of separation or retirement receive payment for one-fourth of their accumulated sick leave. Employees with eighteen or more years of service receive payment for one-half of their accumulated sick leave. All payments are made at the employee's current wage rate.

***Notes to the Basic Financial Statements
For the Year Ended December 31, 2012***

Note 1 – Summary of Significant Accounting Policies (Continued)

M. Fund Balance

Fund balance is divided into five classifications based primarily on the extent to which the County is bound to observe constraints imposed upon the use of the resources in the governmental funds. The classifications are as follows:

Nonspendable – The nonspendable fund balance category includes amounts that cannot be spent because they are not in spendable form, or legally or contractually required to be maintained intact. The “not in spendable form” criterion includes items that are not expected to be converted to cash. It also includes the long-term amount of loans receivable, as well as property acquired for resale, unless the use of the proceeds from the collection of those receivables or from the sale of those properties is restricted, committed, or assigned.

Restricted – Fund balance is reported as restricted when constraints placed on the use of resources are either externally imposed by creditors (such as through debt covenants), grantors, contributors, or laws or regulations of other governments or is imposed by law through constitutional provisions or enabling legislation (County resolutions).

Enabling legislation authorizes the County to assess, levy, charge, or otherwise mandate payment of resources (from external resource providers) and includes a legally enforceable requirement that those resources be used only for the specific purposes stipulated in the legislation. Legal enforceability means that the County can be compelled by an external party—such as citizens, public interest groups, or the judiciary to use resources created by enabling legislation only for the purposes specified by the legislation.

Committed – The committed fund balance classification includes amounts that can be used only for the specific purposes imposed by formal action (resolution) of the Board of County Commissioners. Those committed amounts cannot be used for any other purpose unless the Board of County Commissioners removes or changes the specified use by taking the same type of action (resolution) it employed to previously commit those amounts. In contrast to fund balance that is restricted by enabling legislation, committed fund balance classification may be redeployed for other purposes with appropriate due process. Constraints imposed on the use of committed amounts are imposed by the Board of County Commissioners, separate from the authorization to raise the underlying revenue; therefore, compliance with these constraints are not considered to be legally enforceable. Committed fund balance also incorporates contractual obligations to the extent that existing resources in the fund have been specifically committed for use in satisfying those contractual requirements.

***Notes to the Basic Financial Statements
For the Year Ended December 31, 2012***

Note 1 – Summary of Significant Accounting Policies (Continued)

Assigned – Amounts in the assigned fund balance classification are intended to be used by the County for specific purposes but do not meet the criteria to be classified as restricted or committed. The Board of County Commissioners may assign fund balance as it does when appropriating fund balance to cover a gap between estimated revenue and appropriations in the subsequent year's appropriated budget. In governmental funds other than the General Fund, assigned fund balance represents the remaining amount that is not restricted or committed. In the General Fund, assigned amounts represent intended uses established by the Board of County Commissioners. Unlike commitments, assignments generally only exist temporarily and additional action does not normally have to be taken for the removal of an assignment.

Unassigned – Unassigned fund balance is the residual classification for the General Fund and includes all spendable amounts not contained in the other classifications. In other governmental funds, the unassigned classification is used only to report a deficit balance resulting from overspending for specific purposes for which amounts had been restricted, committed, or assigned.

The County applies restricted resources first when expenditures are incurred for purposes for which either restricted or unrestricted (committed, assigned, and unassigned) amounts are available. Similarly, within unrestricted fund balance, committed amounts are reduced first followed by assigned, and then unassigned amounts when expenditures are incurred for purposes for which amounts in any of the unrestricted fund balance classifications could be used.

N. Net Position

Net position represents the difference between assets, deferred outflows, liabilities and deferred inflows. Net investment in capital assets, net of related debt, consist of capital assets, net of accumulated depreciation, reduced by the outstanding balances of any borrowing used for the acquisition, construction or improvement of those assets. Net position is reported as restricted when there are limitations imposed on its use through Commissioners' resolution, or external restrictions imposed by creditors or grantors, or laws or regulations of other governments. Restricted resources are applied when an expense is incurred for purposes for which both restricted and unrestricted net position is available.

O. Operating Revenues and Expenses

Operating revenues are those revenues that are generated directly from the primary activity of the proprietary funds. For the County, these revenues are charges for water and sewer services and for use of the parking facilities. Operating expenses are necessary costs incurred to provide the services that are the primary activities of the fund. Revenues and expenses not meeting this definition are reported as non-operating revenues and expenses.

P. Capital Contributions

Capital contributions are made from the federal, state, and other participating local governments to the governmental funds for construction projects. For business-type activities, capital contributions arise from contributions of capital assets, tap-in fees to the extent they exceed the cost of the connection to the system, or from grants or outside contributions of resources restricted to capital acquisition and construction.

***Notes to the Basic Financial Statements
For the Year Ended December 31, 2012***

Note 1 – Summary of Significant Accounting Policies (Continued)

Q. Interfund Activity

Transfers between governmental and business-type activities on the government-wide statements are reported in the same manner as general revenues. Exchange transactions between funds are reported as revenues in the seller funds and as expenditures/expenses in the purchaser funds. Flows of cash or goods from one fund to another without a requirement for repayment are reported as interfund transfers. Interfund transfers are reported as other financing sources/uses in governmental funds and after non-operating revenues/expenses in proprietary funds.

R. Estimates

The preparation of the financial statements in conformity with GAAP requires management to make estimates and assumptions that affect the amounts reported in the financial statements and accompanying notes. Actual results may differ from those estimates.

Note 2 – Changes in Accounting Principles and Restatement of Budgetary Fund Balance

During the year, the County adopted the GASB Statements listed below.

Statement No. 60, *Accounting and Financial Reporting for Service Concession Arrangements*. The objective of this Statement is to improve financial reporting by addressing issues related to service concession arrangements, which are a type of public-private or public-public partnership.

Statement No. 61, *The Financial Reporting Entity: Omnibus – an amendment of GASB Statements No. 14 and No. 34*. The objective of this Statement is to improve financial reporting for a governmental financial reporting entity. This Statement modifies certain requirements for inclusion of component units in the financial reporting entity. This Statement also amends the criteria for reporting component units as if they were part of the primary government in certain circumstances and clarifies the reporting of equity interest in legally separate organizations.

Statement No. 62, *Codification of Accounting and Financial Reporting Guidance Contained in Pre-November 30, 1989 FASB and AICPA pronouncements*. The objective of this Statement is to incorporate into the GASB's authoritative literature certain accounting and financial reporting guidance that is included in FASB and AICPA pronouncements issued on or before November 30, 1989 which does not conflict with or contradict GASB pronouncements.

Statement No. 64, *Derivative Instruments: Application of Hedge Accounting Termination Provisions – an amendment of GASB Statement No. 53*. The objective of this Statement is to clarify whether an effective hedging relationship continues after the replacement of a swap counterparty or a swap counterparty's credit support provider.

The adoption of the above statements had no impact on these financial statements.

FRANKLIN COUNTY, OHIO

***Notes to the Basic Financial Statements
For the Year Ended December 31, 2012***

Note 2 – Changes in Accounting Principles and Restatement of Budgetary Fund Balance
(Continued)

During the year, the County also adopted the following GASB Statements.

Statement No. 63, *Financial Reporting of Deferred Outflows of Resources, Deferred Inflows of Resources, and Net Position*. This Statement provides financial reporting guidance for deferred outflows of resources and deferred inflows of resources.

Statement No. 65, *Items Previously Reported as Assets and Liabilities*. This Statement establishes accounting and financial reporting standards that reclassify, as deferred outflows of resources or deferred inflows of resources, certain items that were previously reported as assets and liabilities and recognizes, as outflows of resources or inflows of resources, certain items that were previously reported as assets and liabilities.

As a result of adopting Statements No. 63 and No. 65, debt issuance costs are no longer deferred but treated as an expense in the year incurred. Rather than restating beginning balances as a result of this change in accounting principle, the remaining debt issuance costs were expensed in the current year. The additional amount of expense reported in these financial statements was \$1,824,000 for Governmental Activities and \$60,000 for Business-type Activities.

Other pronouncements (listed below) have been issued by the GASB. The County intends to adopt these pronouncements at the required time. The County has not determined the effect that adoption of these statements will have on its financial statements.

- GASB Statement No. 66, *Technical Corrections – 2012 – an amendment of GASB Statements No. 10 and No. 62* – effective for financial statements for periods beginning after December 15, 2012.
- GASB Statement No. 67, *Financial Reporting for Pension Plans – an amendment of GASB Statement No. 25* – effective for financial statements for periods beginning after June 15, 2013.
- GASB Statement No. 68, *Accounting and Financial Reporting for Pensions – an amendment of GASB Statement No. 27* – effective for financial statements for periods beginning after June 15, 2014.
- GASB Statement No. 69, *Government Combinations and Disposals of Government Operations* – effective for governmental combinations and disposals of government operations occurring in financial statements for periods beginning after December 15, 2013.

During the year, the County determined that the ADAMH Board Special Revenue Fund's fund balance on the Statement of Revenues, Expenditures and Changes in Fund Balance – Budget and Actual was misstated. The previously reported Fund Balance – Budget and Actual at December 31, 2011 of \$64,375,000 was reduced by a correction of \$3,967,000, which resulted in a restated Fund Balance – Budget and Actual at December 31, 2011 of \$60,408,000.

***Notes to the Basic Financial Statements
For the Year Ended December 31, 2012***

Note 3 – Budgetary Information and Compliance

In accordance with Ohio law, annual budgets are adopted for the General Fund, special revenue funds, the Debt Service fund, capital projects funds, and proprietary funds.

The Franklin County Budget Commission, composed of the Auditor, Treasurer and Prosecutor, approves tax budgets and certificates of estimated resources for the County itself and for schools, municipalities, townships and other agencies that are funded by tax dollars. The certificate of estimated resources issued by the Budget Commission states the projected revenue of each fund and establishes a limit on the amount the County may appropriate. The County's total contemplated expenditures from any fund during the fiscal year cannot exceed the amount available as stated in the certificate of estimated resources. On or about January 1, the certificate of estimated resources is amended to include any unencumbered fund balances from the preceding year. During the year, as actual revenues vary from the estimates, the certificate may be amended further if an estimate needs either to be increased or decreased. Such amendments were made during 2012. The amounts reported as the original budget reflect the amounts in the amended certificate of estimated resources in place on the date the operating budget is adopted. The amounts reported as the final budgeted amounts in the budgetary statements reflect the amounts in the final amended certificate issued during 2012.

The appropriations resolution is the Commissioners' authorization to spend resources. The resolution sets annual limits on expenditures plus encumbrances at the major object level within a fund, thereby establishing the legal level of control. The Commissioners passed the 2012 appropriation resolution on December 20, 2011. Revisions to the original budget require a resolution signed by at least two Commissioners. Supplemental appropriations were made during 2012. At the end of the year, all encumbrances are canceled and all appropriations lapse, reverting to the respective funds from which they were appropriated.

There were certain items of noncompliance with the ORC. Under Ohio law, budgetary appropriations may not exceed estimated resources, with a balanced budget maintained in each fund. Ohio law also mandates that appropriations may not exceed actual resources.

One major governmental fund and four nonmajor governmental funds had negative fund balances on the GAAP basis. The deficits were due to the timing of intergovernmental revenue and temporary financing through loans from the General Fund. The Veterans Memorial Hall, a discretely presented component unit, also carried a deficit balance.

The County reports financial position, results of operations and changes in fund balance based on GAAP. State law also requires the County to account for transactions on a non-GAAP budgetary basis of cash receipts, cash disbursements and encumbrances. The major differences between the non-GAAP budgetary basis and the GAAP basis are that:

1. Revenues are recorded when received in cash (budget) as opposed to when susceptible to accrual (GAAP).
2. Expenditures/expenses are recorded when paid in cash (budget) as opposed to when the liability is incurred (GAAP).
3. Borrowing arrangements between funds are treated as revenues and expenditures (budget) as opposed to increases and decreases in assets and liabilities (GAAP).

FRANKLIN COUNTY, OHIO

**Notes to the Basic Financial Statements
For the Year Ended December 31, 2012**

Note 3 – Budgetary Information and Compliance (Continued)

The statement of revenues, expenditures and changes in fund balances – budget and actual (non-GAAP budgetary basis) is presented in the basic financial statements for the General Fund and major special revenue funds. Adjustments necessary to reconcile the results of operations at the end of the year between the GAAP basis and the non-GAAP budgetary basis are as follows:

	Net Change in Fund Balance (Deficit) General and Major Special Revenue Funds (Amounts in 000's)				
	General	FCBDD	Children Services Board	ADAMH Board	Public Assistance
GAAP basis	\$ (18,076)	\$ (2,039)	\$ (6,507)	\$ 11,557	\$ (2,216)
Net adjustment for revenue accruals	(1,688)	(724)	(53)	1,290	2,644
Net adjustment for expenditure accruals	3,994	449	71	737	(306)
Differences in reporting for interfund balances	3,029	-	-	-	26
Funds budgeted as Special Revenue Funds	(1,636)	-	-	-	-
Non-GAAP budgetary basis	<u>\$ (14,377)</u>	<u>\$ (2,314)</u>	<u>\$ (6,489)</u>	<u>\$ 13,584</u>	<u>\$ 148</u>

Note 4 – Cash, Deposits and Investments

Moneys held by the County are classified by state statute into two categories. Active moneys are public moneys determined to be necessary to meet current demand upon the County treasury. Active moneys must be maintained either as cash in the County treasury, in commercial accounts payable or able to be withdrawn on demand, or in money market deposit accounts. Moneys held by the County that are not considered active are classified as inactive. Inactive moneys are invested in authorized securities in accordance with the Franklin County Treasurer Investment and Depository Policy, as adopted by majority vote of the Investment Advisory Committee.

A. Primary Government

Deposits: Deposits include amounts held in demand accounts and savings accounts. At year-end, the carrying amount of the County's deposits was \$54,126,000. The bank balances totaled \$59,162,000.

FRANKLIN COUNTY, OHIO

***Notes to the Basic Financial Statements
For the Year Ended December 31, 2012***

Note 4 – Cash, Deposits and Investments (Continued)

Custodial credit risk is the risk that, in the event of a bank failure, the government's deposits may not be returned. Protection of the County's deposits is provided by the Federal Deposit Insurance Corporation (FDIC), by eligible securities pledged by the financial institution as security for repayment, by letter of credit deposited with the County Treasurer by the financial institution or by a single collateral pool established by the financial institution to secure the repayment of all public moneys deposited with the institution. Of the bank balances totaling \$59,162,000, \$26,069,000 was insured by FDIC. The remaining balance of \$33,093,000 was collateralized with securities held in single financial institution collateral pools in the name of the respective depository bank, and pledged as a pool of collateral against all the public moneys it holds. All County demand deposits were either insured or collateralized, in accordance with state law and the County's investment policy. The County has no deposit policy for custodial credit risk beyond the requirements of state statute.

Investments: The following securities are authorized investments under both the County's policy and the ORC:

1. United States Treasury notes, bills, bonds, or other obligation or security issued by the Treasury, any other obligation guaranteed as to principal and interest by the U. S., or any book entry, zero-coupon security that is a direct obligation of the United States.
2. Bonds, notes, debentures, or any other obligations or securities issued directly by any federal government agency or instrumentality.
3. Bonds and other obligations of the State of Ohio or its political subdivisions, provided that such political subdivisions are located wholly or partly within the County and the investments shall not exceed five percent of the County's total average portfolio.
4. The State Treasurer's investment pool (STAR Ohio).
5. No-load money market mutual funds consisting exclusively of obligations described in (1) or (2) and repurchase agreements secured by such obligations, provided that the investments are made only through eligible institutions and the investments shall not exceed fifty percent of the County's total average portfolio.
6. Up to fifteen percent of the County's total average portfolio in high-grade notes issued by U. S. corporations, and the notes mature no later than two years after purchase.
7. Up to twenty-five percent of the County's total average portfolio in either of the following:
 - a. High grade commercial paper when the aggregate value of the notes does not exceed ten percent of the aggregate value of the outstanding commercial paper of the issuing corporation, and the notes mature no later than 270 days after purchase.
 - b. Bankers acceptances of banks insured by the FDIC when the obligations are eligible for purchase by the Federal Reserve System and mature no later than 180 days after purchase.

FRANKLIN COUNTY, OHIO

**Notes to the Basic Financial Statements
For the Year Ended December 31, 2012**

Note 4 – Cash, Deposits and Investments (Continued)

8. High-grade debt interests issued by foreign nations diplomatically recognized by the U.S. government. All interest and principal shall be denominated and payable in U.S. funds. In the aggregate, this investment shall not exceed one percent of a two-year rolling average of the County's portfolio, and shall mature no later than five years after purchase.
9. Written repurchase agreements in the securities described in (1) or (2) provided that the market value of the agreement be at least two percent and be marked to market daily, and that the term of the agreement must not exceed thirty days.

Investments in derivative securities, reverse repurchase agreements and collateralized mortgage obligations are prohibited. The issuance of taxable notes for the purpose of arbitrage, the use of leverage and purchases on margin or short sale are also prohibited. An investment must mature within five years from the date of purchase unless matched to a specific County obligation or debt.

As of December 31, 2012, the primary government had the following investments (based on quoted market prices) and maturities:

(Amounts in 000's, Time in Years)					
Investment Type	Fair Value	Less than 1	1 – 2	2 – 5	% of Portfolio
U.S. Treasuries	\$ 15,003	\$ -	\$ 15,003	\$ -	1.69%
FHLB notes	68,309	37,752	-	30,557	7.70%
FHLMC notes	143,520	-	20,043	123,477	16.17%
FNMA notes	326,293	19,115	25,301	281,877	36.77%
FFCB notes	288,991	48,541	61,032	179,418	32.57%
Foreign bonds	8,500	2,000	3,500	3,000	0.96%
County municipal bonds	26,598	-	2,625	23,973	3.00%
Commercial paper	1,734	1,734	-	-	0.20%
STAR Ohio	2,407	2,407	-	-	0.27%
Money markets	6,013	6,013	-	-	0.67%
Total investments	<u>\$ 887,368</u>	<u>\$ 117,562</u>	<u>\$ 127,504</u>	<u>\$ 642,302</u>	<u>100.00%</u>

Interest rate risk: The ORC and the Investment and Depository Policy of the County limit the purchase of securities to those with a maturity of no more than five years from the date of purchase unless matched to a specific obligation or debt of the County.

Credit risk: The ORC limits investments in commercial paper, corporate bonds and mutual bond funds to the top two ratings issued by nationally recognized statistical rating organizations at the time of purchase. All federal agency notes had a rating of AAA from Standard & Poor's, and Aaa from Moody's. The State of Israel Bonds were rated A by Standard & Poor's, and Aa by Moody's. Standard & Poor's has assigned STAR Ohio an AAAM money market rating. The County had investments in two other money market accounts at year-end, each rated AAAM by Standard & Poor's and Aaa by Moody's.

FRANKLIN COUNTY, OHIO

**Notes to the Basic Financial Statements
For the Year Ended December 31, 2012**

Note 4 – Cash, Deposits and Investments (Continued)

Concentration of credit risk: The County’s investment policy provides for diversification to avoid undue concentration in securities of one type or securities of one financial institution. This restriction does not apply to obligations guaranteed by the U.S. government. Of the County’s total investments, 16.17 percent are FHLMC notes, 36.77 percent are FNMA notes and 32.57 percent are FFBCB notes. All other investment types are less than ten percent of the County’s total investments.

Custodial credit risk: For an investment, the custodial credit risk is the risk that, in the event of the failure of the counterparty to a transaction, the County will not be able to recover the value of the investments or collateral securities that are in the possession of an outside party. In order to mitigate custodial risk, the County purchases its investments only through an approved broker/dealer or institution. Further, payment for investments is made only upon delivery of the securities representing the investments to the Treasurer or qualified trustee or, if the securities are not represented by a certificate, upon receipt of confirmation of transfer from the custodian.

B. Component Units

Deposits: All monies are deposited into banks or investment companies designated by each component unit’s governing board. Funds not needed for immediate expenditure may be deposited in interest bearing or non-interest bearing accounts, or U.S. government obligations. Security shall be furnished for all deposits, whether interest bearing or non-interest bearing, except that no such security is required for U.S. government obligations.

Custodial risk is the risk that, in the event of bank failure, the deposits of the component unit might not be recovered. At December 31, 2012, discretely presented component units held demand deposits with a carrying value of \$3,125,000. The bank balances totaled \$3,341,000. All bank balances, with the exception of \$283,000, were insured by FDIC as the financial institutions participate in the Temporary Liquidity Guarantee Program.

Investments: As of December 31, 2012, the component units had the following investments (based on quoted market prices) and maturities (where applicable):

(Amounts in 000’s, Time in Years)			
Investment Type	Fair Value	Less than 1	% of Portfolio
Corporate bonds	\$ 3,300	\$ 3,300	46.12%
Managed equity account	1,352	1,352	18.89%
Mutual funds	1,773	1,773	24.77%
Money markets	94	94	1.31%
Cash surrender value of life insurance	638	638	8.91%
Total investments	<u>\$ 7,157</u>	<u>\$ 7,157</u>	<u>100.00%</u>

Interest rate risk: The component units do not have policies limiting investment maturities as a means of managing exposure to fair value losses arising from increasing interest rates, except for ARC Industries, which limits fixed income securities to maturity of fifteen years.

FRANKLIN COUNTY, OHIO

**Notes to the Basic Financial Statements
For the Year Ended December 31, 2012**

Note 4 – Cash, Deposits and Investments (Continued)

Credit risk: ARC Industries limits investments so that average rating is between BBB and AAA based on the type of investment. No other component units place a limit on the ratings of their securities other than the ORC requirements. ARC Industries corporate bonds have an A rating, bond mutual funds have implied AAA ratings, and money markets have an A+ rating.

Concentration of credit risk: The component units do not place a limit on the amount that may be invested in any one issuer.

Custodial credit risk: For an investment, the custodial credit risk is the risk that, in the event of the failure of the counterparty to a transaction, the component unit will not be able to recover the value of the investments or collateral securities that are in the possession of an outside party. In order to mitigate custodial risk, the component units purchase their investments only through an approved broker/dealer or institution.

C. Reconciliation to Statement of Net Position

The deposits and investments reconcile to the statements of net position as follows:

	(Amounts in 000's)		
	Primary Government	Component Units	Total
Deposits and investments:			
Carrying amount of deposits	\$ 54,126	\$ 3,125	\$ 57,251
Fair value of investments	887,368	7,157	894,525
Outstanding deposits and warrants	(5,533)	-	(5,533)
Total deposits and investments	<u>\$ 935,961</u>	<u>\$ 10,282</u>	<u>\$ 946,243</u>
Per statement of net position:			
Equity with County Treasurer	\$ 762,249	\$ -	\$ 762,249
Cash and investments in segregated accounts	3,175	10,282	13,457
Restricted cash	1,614	-	1,614
	<u>767,038</u>	<u>10,282</u>	<u>777,320</u>
Per statement of fiduciary net position:			
Equity with County Treasurer	138,465	-	138,465
Cash and investments in segregated accounts	30,458	-	30,458
	<u>168,923</u>	<u>-</u>	<u>168,923</u>
Total per statements of net position	<u>\$ 935,961</u>	<u>\$ 10,282</u>	<u>\$ 946,243</u>

FRANKLIN COUNTY, OHIO

***Notes to the Basic Financial Statements
For the Year Ended December 31, 2012***

Note 5 – Interfund Balances and Transfers

Interfund balances consisted of the following:

A. Due to/from Other Funds

These balances resulted primarily from the time lag between the dates that interfund goods and services are provided or reimbursable expenditures occur and payment is made.

(Amounts in 000's)		
Receivable Fund	Payable Fund	Amount
General	Board of Developmental Disabilities	\$ 4
	Children Services Board	212
	ADAMH Board	1
	Public Assistance	20
	Nonmajor governmental funds	306
	Enterprise funds	15
	Internal service fund	<u>3</u>
		561
Children Services Board	Nonmajor governmental funds	29
ADAMH Board	Board of Developmental Disabilities	10
	Nonmajor governmental funds	<u>137</u>
		147
Nonmajor governmental funds	General Fund	24
	Public Assistance	121
	Nonmajor governmental funds	<u>24</u>
		169
Internal service fund	General Fund	10
	Nonmajor governmental funds	<u>3</u>
		<u>13</u>
		<u>\$ 919</u>

FRANKLIN COUNTY, OHIO

**Notes to the Basic Financial Statements
For the Year Ended December 31, 2012**

Note 5 – Interfund Balances and Transfers (Continued)

B. Advances to/from Other Funds

The following loans between funds, in anticipation of grant revenue, are long-term in nature and are classified as advances. The advances at December 31, 2012 are as follows:

(Amounts in 000's)		
Receivable Fund	Payable Fund	Amount
General	Public Assistance	\$ 1,164
	Nonmajor governmental funds	6,239
	Enterprise fund	225
	Internal service fund	400
		\$ 8,028

C. Interfund Transfers

Transfers are used to move revenues from the fund that collects them in accordance with statute or budget to the fund that is required to expend them in accordance with statute or budget; to segregate money for anticipated capital projects; to provide resources for current operations; or to service debt.

(Amounts in 000's)			
Transfer Out	Transfer in		
	Public Assistance	Nonmajor Governmental Funds	Total
General	\$ 5,953	\$ 24,594	\$ 30,547
Nonmajor governmental funds	-	20,390	20,390
Enterprise fund	-	53	53
	\$ 5,953	\$ 45,037	\$ 50,990

FRANKLIN COUNTY, OHIO

***Notes to the Basic Financial Statements
For the Year Ended December 31, 2012***

Note 5 – Interfund Balances and Transfers (Continued)

D. Due from/to Component Unit

The following balances occurred between the primary government and component unit due to services provided, reimbursable expenditures and short term loans:

(Amounts in 000's)		
Receivable Fund	Payable Component Unit	Amount
General	Veterans Memorial	\$ 266

(Amounts in 000's)		
Receivable Component Unit	Payable Fund	Amount
ARC Industries	FCBDD	\$ 75

***Notes to the Basic Financial Statements
For the Year Ended December 31, 2012***

Note 6 – Property Taxes

Property taxes are levied against all real and public utility property in Franklin County.

Real property taxes for 2012 are levied after October 1, 2012. The lien date is as of January 1, 2012. The tax is based on the assessed value of the property and is established by state law at 35 percent of the appraised value. Real property taxes for 2011 are collected in 2012 and are intended to finance 2012 expenditures. The total assessed value upon which the 2012 real estate tax collection was based was \$25,648,101,000. The full tax rate for the 2012 collection applied to real property for all County units was \$17.72 per \$1,000 of assessed valuation.

Due to the phase out which began in 2005, the tangible personal property tax percentage was reduced to zero in 2009 for businesses. The tax temporarily applied to telephone and interexchange telecommunications companies, which was phased out for 2011. After 2011, tangible personal property was not subject to tax.

Public utility real property is subject to tax. The total assessed value upon which the 2012 tax collection was based was \$654,908,000.

The County Treasurer bills and collects property taxes on behalf of all taxing districts within Franklin County. The Auditor periodically remits to the taxing districts their portion of the taxes collected. Collection of the taxes and remittance to the taxing districts are accounted for in various County agency funds.

“Property taxes receivable” represents delinquent real property, tangible personal property, and public utility taxes outstanding as of the last settlement, and current real property and public utility taxes that were measurable at year-end for which there is an enforceable legal claim. In the fund financial statements, receivables are offset by unearned revenue since these taxes were not levied to finance 2011 operations. In the full accrual government-wide financial statements, collectible delinquent property taxes have been recorded as revenue while the remainder of the receivable is unearned.

The County uses actual billings to estimate taxes receivable by using an estimate based on the tax rate multiplied by property value. The collection of substantially all real property and public utility taxes both current and delinquent is reasonably assured because of the County's ability to force foreclosure of the properties on which the taxes are levied. For tangible personal property taxes, a determination of the percentage deemed collectible was made based on past experience. This percentage was applied against the gross taxes receivable to yield the estimated net realizable value of these resources.

FRANKLIN COUNTY, OHIO

***Notes to the Basic Financial Statements
For the Year Ended December 31, 2012***

Note 7 – Notes Receivable

In 1997, the County and the Solid Waste Authority of Central Ohio (SWACO) entered into a repayment agreement under which SWACO is obligated to pay the debt service for bonds issued to finance expansion at the solid waste facility. To secure SWACO’s obligation, contract documents were executed and delivered to the County whereby SWACO granted the County a lien on the solid waste facilities, a security interest in its fixtures and personal property, and assignment of permits and licenses necessary for operation of the solid waste facilities. At December 31, 2012, the County recorded \$7,000,000 as a note receivable for the landfill expansion bonds with a similar reservation of fund balance in the Debt Service fund.

In 2002, the County, the City of Columbus and the Columbus Municipal Airport Authority entered into the Port Authority Consolidations and Joinder Agreement. As part of that agreement, the County assumed certain debt related to the former Rickenbacker Port Authority, with the stipulation that the debt will be serviced with revenues from the newly created Columbus Regional Airport Authority (CRAA). At December 31, 2012, the County recorded \$149,000 as a note receivable for an outstanding Ohio Public Works Commission loan, with a similar reservation of fund balance in the General Fund.

In 2009, the County authorized an interest free economic development loan to the Central Ohio Community Improvement Corporation (Central Ohio CIC) in the amount of \$200,000 and to the Community Improvement Corporation of Gahanna (Gahanna CIC) for \$2,600,000. At December 31, 2012, the County recorded a note receivable in the amount of \$197,000 and \$2,566,000 respectively, with a similar reservation of the fund balance in the General Fund.

The following is a summary of the future payments to be received by the County for the notes:

(Amounts in 000's)			
	General	Other Governmental Funds	Total Governmental Funds
2013	\$ 137	\$ 1,600	\$ 1,737
2014	174	1,612	1,786
2015	100	1,616	1,716
2016	100	1,627	1,727
2017	100	1,633	1,733
2018-2022	500	-	500
2023-2027	500	-	500
2028-2032	500	-	500
2033-2037	501	-	501
2038-2040	300	-	300
Total payments to be received	2,912	8,088	11,000
Less: Amount representing interest	-	(1,088)	(1,088)
Notes receivable	\$ 2,912	\$ 7,000	\$ 9,912

FRANKLIN COUNTY, OHIO

**Notes to the Basic Financial Statements
For the Year Ended December 31, 2012**

Note 8 – Leases - Lessor Disclosure

A. Capital Leases

The County acts as lessor in two outstanding direct financing lease agreements. The facilities under lease, the lessees and debt principal outstanding at December 31, 2012, include the following:

(Amounts in 000's)		
Facility	Lessee	Principal Outstanding
Fairgrounds Project	Franklin County Agricultural Society	\$ 300
Maryhaven Facility	Maryhaven, Inc.	1,557
		\$ 1,857

Under the agreements, the lessees are required to pay the cost of maintaining and operating the leased facility. Lease payments from Maryhaven are substantially equal to the debt service to be paid by the County for retirement of the bonds associated with those facilities. The payments from Maryhaven are recognized as revenue in the Debt Service fund prior to payment of interest and principal on bonds.

The County has recognized the future minimum lease payments, less unearned interest income to be received for capitalized leases, as “Leases receivable” in the General and Debt Service funds. That portion not collected at year-end is classified as “Unavailable revenue.”

A summary of the future minimum lease payments to be received by the County, and the components of the net investment in direct financing leases at December 31, 2012, follows:

(Amounts in 000's)			
	Fairgrounds Project	Maryhaven Facility	Total
2013	\$ 50	\$ 359	\$ 409
2014	50	365	415
2015	50	365	415
2016	50	364	414
2017	50	337	387
2018	50	-	50
Minimum lease payments	300	1,790	2,090
Unearned interest income	-	(233)	(233)
Net investment in leases	\$ 300	\$ 1,557	\$ 1,857

FRANKLIN COUNTY, OHIO

**Notes to the Basic Financial Statements
For the Year Ended December 31, 2012**

Note 8 – Leases - Lessor Disclosure (Continued)

B. Operating Leases

During 2009, the County completed construction on Huntington Park, which has been leased to the Stadium and Team, a component unit of the County. The lease was initiated in April 2009 and expires December 2033. The terms of the lease agreement require the Stadium and Team to pay for operating expenses and leasehold improvements of the stadium. In addition, the Stadium and Team shall pay, as rent, an amount equal to the debt service of the financing package issued under the County's name for the construction of Huntington Park. Minimum annual rent may vary between years as a result of the anticipated debt service payments, and is subject to change as a portion of the financing consists of bond anticipation notes. The asset is recorded as a capital asset of the County as follows:

(Amounts in 000's)	
Acquisition cost	\$ 64,114
Less: accumulated depreciation	<u>(3,811)</u>
Carrying amount	<u><u>\$ 60,303</u></u>

The Stadium and Team may renew the lease for two consecutive ten year terms under similar terms upon thirty days written notice prior to the end of the lease term. Future payments under the non-cancellable operating lease are as follows:

(Amounts in 000's)	
	Lease Payments
2013	\$ 4,213
2014	4,250
2015	4,234
2016	4,194
2017	4,151
2018-2022	10,706
2023-2027	10,706
2028-2032	<u>10,530</u>
	<u><u>\$ 52,984</u></u>

FRANKLIN COUNTY, OHIO

**Notes to the Basic Financial Statements
For the Year Ended December 31, 2012**

Note 9 - Capital Assets

Capital asset activity of the primary government for the year ended December 31, 2012, is shown below:

Capital Assets				
Primary Government - Governmental Activities				
(Amounts in 000's)				
	Beginning Balance	Additions	Reductions	Ending Balance
Capital assets, not being depreciated:				
Land	\$ 57,275	\$ 848	\$ (23)	\$ 58,100
Construction in progress	39,771	36,732	(10,279)	66,224
Total nondepreciable capital assets	97,046	37,580	(10,302)	124,324
Capital assets, being depreciated:				
Buildings and improvements	557,467	6,145	(15)	563,597
Infrastructure	210,667	9,638	(49)	220,256
Machinery and equipment	80,081	5,899	(4,016)	81,964
	848,215	21,682	(4,080)	865,817
Less accumulated depreciation for:				
Buildings and improvements	(128,249)	(9,330)	6	(137,573)
Infrastructure	(74,660)	(3,846)	37	(78,469)
Machinery and equipment	(47,108)	(6,721)	3,239	(50,590)
	(250,017)	(19,897)	3,282	(266,632)
Total depreciable capital assets, net	598,198	1,785	(798)	599,185
Total capital assets, net	\$ 695,244	\$ 39,365	\$ (11,100)	\$ 723,509

FRANKLIN COUNTY, OHIO

**Notes to the Basic Financial Statements
For the Year Ended December 31, 2012**

Note 9 - Capital Assets (Continued)

Capital Assets				
Primary Government – Business-type Activities				
(Amounts in 000's)				
	Beginning Balance	Additions	Reductions	Ending Balance
Capital assets, not being depreciated:				
Land	\$ 442	\$ -	\$ -	\$ 442
Construction in progress	14,077	3,197	-	17,274
Total nondepreciable capital assets	14,519	3,197	-	17,716
Capital assets, being depreciated:				
Buildings and improvements	14,273	-	-	14,273
Infrastructure	23,843	-	-	23,843
Machinery and equipment	1,423	85	-	1,508
	39,539	85	-	39,624
Less accumulated depreciation for:				
Buildings and improvements	(6,176)	(253)	-	(6,429)
Infrastructure	(6,791)	(378)	-	(7,169)
Machinery and equipment	(750)	(147)	-	(897)
	(13,717)	(778)	-	(14,495)
Total depreciable capital assets, net	25,822	(693)	-	25,129
Total capital assets, net	\$ 40,341	\$ 2,504	\$ -	\$ 42,845

Depreciation expense was charged to functional programs of the primary government as follows:

(Amounts in 000's)	
Governmental activities:	
General government	\$ 5,796
Judicial	838
Public safety	3,407
Human services	1,244
Health	2,919
Public works	4,720
Conservation and recreation	973
	\$ 19,897
Business-type activities:	
Water and sewer	\$ 474
Parking facilities	304
	\$ 778

FRANKLIN COUNTY, OHIO

**Notes to the Basic Financial Statements
For the Year Ended December 31, 2012**

Note 9 - Capital Assets (Continued)

Capital asset activity of the component units for the year ended December 31, 2012, was as follows:

(Amounts in 000's)				
	Beginning Balance	Additions	Reductions	Ending Balance
Capital assets, being depreciated:				
Buildings and improvements	\$ 1,290	\$ 16	\$ -	\$ 1,306
Machinery and equipment	9,514	162	-	9,676
	<u>10,804</u>	<u>178</u>	<u>-</u>	<u>10,982</u>
Less accumulated depreciation for:				
Buildings and improvements	(829)	(43)	-	(872)
Machinery and equipment	(6,147)	(934)	-	(7,081)
	<u>(6,976)</u>	<u>(977)</u>	<u>-</u>	<u>(7,953)</u>
Total depreciable capital assets, net	<u>\$ 3,828</u>	<u>\$ (799)</u>	<u>\$ -</u>	<u>\$ 3,029</u>

Depreciation expense reported by component units was as follows:

(Amounts in 000's)	
ARC Industries	\$ 607
Veterans Memorial Hall	27
Stadium and Team	343
	<u>\$ 977</u>

FRANKLIN COUNTY, OHIO

**Notes to the Basic Financial Statements
For the Year Ended December 31, 2012**

Note 10 – Long-term Liabilities

A. Long-term Debt Summary

The original issue date, final maturity date, interest rate and original issuance amount for the County's long term bonds, notes, and loans currently outstanding follows:

Long-term Debt Summary – Governmental Activities (Amounts in 000's)				
	Original Issue Date	Final Maturity	Interest Rate	Original Issue Amount
General obligation bonds and notes:				
Series 2003 Refunding	10/30/2003	12/01/2013	2.30 to 5.00%	\$ 59,820
Series 2005 Road Improvements	10/26/2005	12/01/2015	3.25 to 5.00%	5,000
Series 2005 FCCS Building	10/26/2005	12/01/2025	3.25 to 5.00%	10,895
Series 2005 Refunding	10/26/2005	12/01/2017	3.25 to 5.00%	25,085
Series 2007 Road Improvements	07/24/2007	12/01/2017	4.00 to 4.13%	5,000
Series 2007 Courthouse Project	07/24/2007	12/01/2031	4.00 to 5.00%	111,695
Series 2007 Animal Shelter Project	07/24/2007	12/01/2031	4.00 to 5.00%	9,355
Series 2009 Government Center	02/19/2009	12/01/2028	2.00 to 4.38%	20,000
Series 2009 Refunding	02/19/2009	12/01/2020	2.00 to 5.00%	42,175
Series 2010 Energy Conservation	04/12/2010	12/01/2035	1.03 to 5.93%	22,755
Series 2010 Animal Shelter	04/12/2010	12/01/2035	1.03 to 5.93%	10,075
Series 2010 Government Center	04/12/2010	12/01/2035	1.03 to 5.93%	10,075
Series 2010-2 Road Improvements	12/08/2010	12/01/2031	2.00 to 5.70%	3,015
Series 2010-2 Hall of Justice	12/08/2010	12/01/2031	2.00 to 5.70%	7,570
				<u>342,515</u>
Special obligation bonds, notes and loans:				
Taxable				
Series 2007 Stadium Facility Project Bonds	09/26/2007	12/01/2032	5.00 to 5.58%	27,500
Series 2012 Stadium Facility Project Notes	3/8/2012	3/8/2013	0.85%	10,000
				<u>37,500</u>
Loans:				
Ohio Public Works Commission (OPWC)				
Rickenbacker Industrial Park Havens Corners Road at Reynoldsburg-New Albany Road	04/02/1995	01/01/2015	0.00%	1,489
Scioto-Darby Creek Road	02/09/2004	01/01/2028	0.00%	475
Tuttle Crossing Boulevard	08/01/2005	12/01/2026	0.00%	1,631
	08/29/2006	12/01/2028	0.00%	3,635
Ohio Department of Development				
Alum Creek Drive	07/15/2011	07/15/2013	1.00%	5,517
				<u>12,747</u>
				<u>\$ 392,762</u>

FRANKLIN COUNTY, OHIO

**Notes to the Basic Financial Statements
For the Year Ended December 31, 2012**

Note 10 – Long-term Liabilities (Continued)

Long-term Debt Summary – Business-type Activities (Amounts in 000's)				
	Original Issue Date	Final Maturity	Interest Rate	Original Issue Amount
General obligation bonds:				
Series 2010 Sanitary Sewer Improvements	4/12/2010	12/01/2035	1.03 to 5.93%	\$ 6,550
Series 2010-2 Sanitary Sewer Improvements	12/8/2010	12/01/2031	2.00 to 5.70%	2,220
				8,770
Special obligation loans:				
Ohio Public Works Commission (OPWC) and Ohio Water Development Authority (OWDA) loans:				
Hamilton Meadows Water	04/28/1988	07/01/2013	8.09%	189
Ridgewood Estates and Oakhurst Knolls Sewer	04/28/1988	07/01/2013	8.09%	1,478
Forest Ridge Sewer	09/22/1988	07/01/2013	8.28%	186
Village Park and Young Estates Sewer	03/26/1992	07/01/2017	7.21%	551
Village Park and Young Estates Water	03/26/1992	07/01/2017	7.21%	274
Lincoln Village and New Rome Water	02/12/1995	07/01/2015	4.00%	835
Emmit/Mix Avenue Sewer	07/01/1997	07/01/2021	3.00%	482
Darbydale Wastewater	02/18/2005	12/01/2026	0.00%	1,883
Water Quality Wastewater	07/01/2005	01/01/2031	0.00%	1,942
Darbydale Sewer	08/10/2005	07/01/2025	3.98%	1,150
Timberlake Water Treatment	09/28/2006	07/01/2031	0.00 to 5.09%	3,234
Timberlake Wastewater	12/10/2009	07/01/2031	2.62 to 3.25%	2,576
Eureka Park Sewer	07/01/2011	07/01/2043	0.00%	693
Pleasant Acres Connection Design	08/30/2012	07/01/2018	3.86%	158
				15,631
				\$ 24,401

For bonds, interest rates vary over the term of the bond per a set schedule and none are demand bonds.

***Notes to the Basic Financial Statements
For the Year Ended December 31, 2012***

Note 10 – Long-term Liabilities (Continued)

B. New Issues

March, 2012 Stadium Facility Project (\$10,000,000) In March 2012, the County issued Series 2012 Taxable Special Obligation notes in the amount of \$10,000,000 with an interest rate of 0.85% (maturing March 8, 2013) for the purpose of refunding outstanding notes previously issued for the purpose of providing funds to pay a portion of the costs of acquiring, constructing, installing and equipping a county park and recreational facility including a baseball stadium.

July, 2012 Ohio Water Development Authority Loan (\$158,000) In July 2012, the County entered into a loan agreement with the Ohio Water Development Authority for the Pleasant Acres Construction Design project. The term of the loan is five (5) years with an interest rate of 3.86%.

C. Changes in Long-term Liabilities

Primary Government Changes in governmental activity long-term obligations during the year, including new issuances, consisted of the following:

FRANKLIN COUNTY, OHIO

**Notes to the Basic Financial Statements
For the Year Ended December 31, 2012**

Note 10 – Long-term Liabilities (Continued)

Changes in Long-term Liabilities - Governmental Activities					
(Amounts in 000's)					
	Beginning Balance	Additions	Reductions	Ending Balance	Due in One Year
General obligation bonds and notes:					
Series 2003 Refunding	\$ 8,190	\$ -	\$ (4,000)	\$ 4,190	\$ 4,190
Series 2005 Road Improvements	2,285	-	(530)	1,755	555
Series 2005 FCCS Building	8,615	-	(445)	8,170	470
Series 2005 Refunding	15,655	-	(2,470)	13,185	2,595
Series 2007 Road Improvements	3,470	-	(525)	2,945	545
Series 2007 Courthouse Project	108,030	-	(2,255)	105,775	1,635
Series 2007 Animal Shelter Project	9,175	-	(45)	9,130	45
Series 2009 Government Center	17,835	-	(810)	17,025	830
Series 2009 Refunding	39,960	-	(675)	39,285	690
Series 2010 Energy Conservation Bonds	22,755	-	-	22,755	-
Series 2010 Animal Shelter	10,063	-	(13)	10,050	13
Series 2010 Government Center	10,062	-	(12)	10,050	12
Series 2010-2 Road Improvements	2,895	-	(120)	2,775	125
Series 2010-2 Hall of Justice	7,570	-	-	7,570	-
	<u>266,560</u>	<u>-</u>	<u>(11,900)</u>	<u>254,660</u>	<u>11,705</u>
Unamortized amounts:					
Bond premiums and discounts	11,712	-	(1,398)	10,314	-
	<u>278,272</u>	<u>-</u>	<u>(13,298)</u>	<u>264,974</u>	<u>11,705</u>
Special obligation bonds, notes and loans:					
Taxable					
Series 2007 Stadium Facility Project Bonds	26,195	-	(700)	25,495	740
Series 2011 Stadium Facility Project Notes	12,000	-	(12,000)	-	-
Series 2012 Stadium Facility Project Notes	-	10,000	-	10,000	10,000
	<u>38,195</u>	<u>10,000</u>	<u>(12,700)</u>	<u>35,495</u>	<u>10,740</u>
Ohio Public Works Commission loans:					
Rickenbacker Industrial Park	224	-	(74)	150	74
Havens Corners Road at Reynoldsburg-New Albany Road	392	-	(24)	368	24
Scioto-Darby Creek Road	1,386	-	(82)	1,304	82
Tuttle Crossing Boulevard	3,271	-	(181)	3,090	182
Ohio Department of Development:					
Alum Creek Drive	2,095	3,421	-	5,516	5,516
	<u>7,368</u>	<u>3,421</u>	<u>(361)</u>	<u>10,428</u>	<u>5,878</u>
	<u>45,563</u>	<u>13,421</u>	<u>(13,061)</u>	<u>45,923</u>	<u>16,618</u>
Other long-term obligations:					
Compensated absences	41,784	2,146	(4,347)	39,583	4,437
Workers compensation	6,300	1,214	(2,374)	5,140	1,581
Capital leases	23,179	2,227	(780)	24,626	685
	<u>71,263</u>	<u>5,587</u>	<u>(7,501)</u>	<u>69,349</u>	<u>6,703</u>
	<u>\$ 395,098</u>	<u>\$ 19,008</u>	<u>\$ (33,860)</u>	<u>\$ 380,246</u>	<u>\$ 35,026</u>

FRANKLIN COUNTY, OHIO

**Notes to the Basic Financial Statements
For the Year Ended December 31, 2012**

Note 10 – Long-term Liabilities (Continued)

Changes in business-type long-term obligations during the year, including new issuances, consisted of the following. There were no reductions in compensated absences.

Changes in Long-term Liabilities – Business-type Activities (Amounts in 000's)					
	Beginning Balance	Additions	Reductions	Ending Balance	Due in One Year
General obligation bonds:					
Series 2010 Sanitary Sewer	\$ 6,550	\$ -	\$ -	\$ 6,550	\$ -
Series 2010-2 Sanitary Sewer	2,220	-	-	2,220	-
	<u>8,770</u>	<u>-</u>	<u>-</u>	<u>8,770</u>	<u>-</u>
Special obligation loans:					
OPWC/OWDA loans:					
Hamilton Meadows Water	24	-	(16)	8	8
Ridgewood Estates and Oakhurst Knolls Sewer	189	-	(124)	65	65
Forest Ridge Sewer	24	-	(16)	8	8
Village Park and Young Estates Sewer	212	-	(33)	179	35
Village Park and Young Estates Water	106	-	(16)	90	18
Lincoln Village and New Rome Water	191	-	(26)	165	80
Emmit/Mix Avenue Sewer	264	-	(12)	252	37
Darbydale Wastewater	1,506	-	(47)	1,459	141
Water Quality Wastewater	1,704	238	-	1,942	108
Darbydale Sewer	870	-	(50)	820	52
Timberlake Water Treatment	2,207	-	(176)	2,031	110
Timberlake Wastewater	1,162	168	(87)	1,243	51
Pleasant Acres Connection Design	-	4	-	4	-
	<u>8,459</u>	<u>410</u>	<u>(603)</u>	<u>8,266</u>	<u>713</u>
	17,229	410	(603)	17,036	713
Other long-term obligations:					
Compensated absences	193	-	(95)	98	26
	<u>\$ 17,422</u>	<u>\$ 410</u>	<u>\$ (698)</u>	<u>\$ 17,134</u>	<u>\$ 739</u>

Component Units The component units have no bonded debt. At December 31, 2012, the only long-term liabilities consisted of \$203,000 in compensated absences.

FRANKLIN COUNTY, OHIO

**Notes to the Basic Financial Statements
For the Year Ended December 31, 2012**

Note 10 – Long-term Liabilities (Continued)

D. Future Debt Service Requirements

The following is a summary of the County's estimated future annual debt service requirements:

Governmental Activities (Amounts in 000's)						
	Bonds					
	General Obligation		Special Obligation		Total	
	Principal	Interest	Principal	Interest	Principal	Interest
2013	\$ 11,705	\$ 12,259	\$ 740	\$ 1,404	\$ 12,445	\$ 13,663
2014	12,365	11,840	775	1,366	13,140	13,206
2015	12,860	11,340	815	1,325	13,675	12,665
2016	12,760	10,768	860	1,282	13,620	12,050
2017	13,355	10,190	905	1,236	14,260	11,426
2018-2022	61,390	41,881	5,320	5,387	66,710	47,268
2023-2027	63,465	27,301	6,955	3,751	70,420	31,052
2028-2032	56,880	11,176	9,125	1,583	66,005	12,759
2033-2035	9,880	811	-	-	9,880	811
	<u>\$ 254,660</u>	<u>\$ 137,566</u>	<u>\$ 25,495</u>	<u>\$ 17,334</u>	<u>\$ 280,155</u>	<u>\$ 154,900</u>
Loans and Notes						
	Special Obligation Loans		Special Obligation Notes		Total	
	Principal	Interest	Principal	Interest	Principal	Interest
	2013	\$ 5,878	\$ -	\$ 10,000	\$ 85	\$ 15,878
2014	362	-	-	-	362	-
2015	287	-	-	-	287	-
2016	287	-	-	-	287	-
2017	287	-	-	-	287	-
2018-2022	1,435	-	-	-	1,435	-
2023-2027	1,435	-	-	-	1,435	-
2028-2031	457	-	-	-	457	-
	<u>\$ 10,428</u>	<u>\$ -</u>	<u>\$ 10,000</u>	<u>\$ 85</u>	<u>\$ 20,428</u>	<u>\$ 85</u>
Grand Total						
	Principal		Interest			
2013	\$ 28,323	\$ 13,748				
2014	13,502	13,206				
2015	13,962	12,665				
2016	13,907	12,050				
2017	14,547	11,426				
2018-2022	68,145	47,268				
2023-2027	71,855	31,052				
2028-2032	66,462	12,759				
2033-2035	9,880	811				
	<u>\$ 300,583</u>	<u>\$ 154,985</u>				

FRANKLIN COUNTY, OHIO

**Notes to the Basic Financial Statements
For the Year Ended December 31, 2012**

Note 10 – Long-term Liabilities (Continued)

	Business-type Activities (Amounts in 000's)					
	Bonds		Loans		Total	
	Principal	Interest	Principal	Interest	Principal	Interest
2013	\$ -	\$ 481	\$ 713	\$ 87	\$ 713	\$ 568
2014	-	481	557	64	557	545
2015	75	481	539	54	614	535
2016	105	480	519	46	624	526
2017	140	477	493	38	633	515
2018-2022	1,000	2,286	2,325	118	3,325	2,404
2023-2027	1,515	2,000	2,129	32	3,644	2,032
2028-2032	3,465	1,448	991	6	4,456	1,454
2033-2035	2,470	223	-	-	2,470	223
	<u>\$ 8,770</u>	<u>\$ 8,357</u>	<u>\$ 8,266</u>	<u>\$ 445</u>	<u>\$ 17,036</u>	<u>\$ 8,802</u>

E. Funds Used to Retire Long-term Liabilities

All general obligation bonds are supported by the full faith and credit of the County. General obligation bonds will be paid with \$246,085,000 from taxes, and the remainder from lease revenues (Note 8), user charges and payments received on the SWACO and CRAA loans including portions of the Series 2005 Refunding (Note 7). Compensated absences liabilities will be paid from the fund from which the employee's salary is paid. Typically the General Fund and the Board of Developmental Disabilities Fund have been used in prior years to liquidate the liability for compensated absences. Capital lease obligations will be paid from the fund that supports the department using the underlying asset, also typical of past treatment.

The taxable special obligations (the "Stadium Facility Bonds" and the "Stadium Facility Note") in the amount of \$35,495,000 are not general obligations of the County, but are payable solely from the proceeds derived from the operation, lease, sale, or other disposition of a County park and recreation facility, including a baseball stadium and from the following non-tax revenue sources that are deposited in the County's General Fund: (i) fines and forfeitures, (ii) fees imposed from licenses and permits, (iii) investment earning on any fund or account of the County, including the County's General Fund, that are credited to the County's General Fund, (iv) proceeds from the sale of capital assets, (v) charges for services, and (vi) other revenues, including but not limited to, rental income, gifts and donations and payments received as reimbursement (the "Pledged Revenues"). Annual principal and interest payments on the special obligations are expected to require less than 27.3 percent of the pledged revenues within the County's General Fund. Other than the retirement of notes described in Note 10.B., there were principal payments of \$700,000 in 2012. Interest charges amounted to \$1,531,000, while pledged revenue amounted to \$69,329,000. The County has covenanted to appropriate each year a sufficient amount of the Pledged Revenues to pay the debt service required in such year.

***Notes to the Basic Financial Statements
For the Year Ended December 31, 2012***

Note 10 – Long-term Liabilities (Continued)

From the original proceeds of the Stadium Facility Bonds and Notes, \$4,100,000 was deposited in the Stadium Debt Service fund to be applied to the payment of interest during the construction phase of the project. As of December 31, 2012, the fund balance of the Stadium Debt Service fund is \$410,000. In addition, the Commissioners have designated \$3,644,000 of the fund balance in the General Fund to secure the pledge for the payment of the debt service on the special obligations from the County's Pledged Revenues.

F. Debt Limitations

The ORC provides that the net general obligation debt of the County, exclusive of certain exempt debt, issued without a vote of the electors should not exceed one percent of the total assessed valuation of the County. The ORC further provides that the total voted and unvoted net debt of the County less the same exempt debt should not exceed a sum equal to three percent of the first \$100,000,000 of the assessed valuation, plus one and one-half percent of such valuation in excess of \$100,000,000 and not in excess of \$300,000,000, plus two and one-half percent of such valuation in excess of \$300,000,000. The effects of the debt limitations at December 31, 2012, are an overall debt margin of \$437,906,000 and an unvoted debt margin of \$47,545,000.

G. Defeased Bonds

In 1993, the County defeased certain general obligation bonds by placing the proceeds of new bonds in an irrevocable trust to provide for all future debt service payments on the old bonds. Accordingly, the trust account assets and the liability for the defeased bonds are not included in the County's financial statements. At December 31, 2012, \$46,120,000 remained outstanding on the defeased bonds from the 1993 refunding.

H. Optional Redemption

Certain bonds issued by the County are subject to redemption at the County's option. When partial redemption of any of the following bonds is authorized, the bond registrar will select bonds or portions thereof by lot within a maturity in such manner as the bond registrar may determine, provided, however, that the portion of any bond so selected will be in the amount of \$5,000 or an integral multiple thereof. In each case, accrued interest will be paid to the date fixed for redemption. The following schedule summarizes the bond issues subject to optional redemption, the relevant maturity dates, the redemption dates and the redemption rates:

FRANKLIN COUNTY, OHIO

**Notes to the Basic Financial Statements
For the Year Ended December 31, 2012**

Note 10 – Long-term Liabilities (Continued)

Bonds	Maturity Date	Redemption Dates (Dates Inclusive)	Redemption Prices
Series 2005 FCCS Building	after 12/01/2015	12/01/2015 and thereafter	100%
Series 2005 Refunding	after 12/01/2015	12/01/2015 and thereafter	100%
Series 2007 Courthouse Project	after 12/01/2018	12/01/2017 and thereafter	100%
Series 2007 Animal Shelter Project	after 12/01/2018	12/01/2017 and thereafter	100%
Series 2007 Stadium Facility Project	after 12/01/2018	12/01/2017 and thereafter	100%
Series 2009 Government Building	after 12/01/2018	12/01/2018 and thereafter	100%
Series 2009 Refunding	after 12/01/2018	12/01/2018 and thereafter	100%
Series 2010 Various Purpose	on or after 12/01/2020	06/01/2020 and thereafter	100%
Series 2010-2 Various Purpose	on or after 12/01/2021	12/01/2020 and thereafter	100%

Note 11 – Leases - Lessee Disclosure

A. Capital Leases

Primary Government

The County leases buildings and various equipment through lease arrangements. Some of the lease agreements qualify as capital leases for accounting purposes and, therefore, have been recorded at the present value of their future minimum lease payments as of the inception date. Payments are made from the funds that purchase the assets. The assets acquired through capital leases are as follows:

(Amounts in 000's)	
	Primary Government
Buildings and improvements	\$ 23,798
Machinery and equipment	2,189
Less accumulated depreciation	(2,248)
	\$ 23,739

FRANKLIN COUNTY, OHIO

***Notes to the Basic Financial Statements
For the Year Ended December 31, 2012***

Note 11 – Leases - Lessee Disclosure (Continued)

The future minimum lease obligations and the net present value of these minimum lease payments as of December 31, 2012, were as follows:

(Amounts in 000's)	
	Primary Government
2013	\$ 1,990
2014	1,948
2015	1,906
2016	2,011
2017	2,291
2018-2022	10,615
2023-2027	10,615
2028-2031	7,961
Total minimum lease payments	39,337
Less amount representing interest	(14,711)
Present value of minimum lease	<u>\$ 24,626</u>

B. Operating Leases

The County has entered into various contracts and leases for equipment, land and office space. The following table represents the non-cancellable rental liabilities:

(Amounts in 000's)	
	Rental
2013	\$ 2,309
2014	1,493
2015	1,335
2016	471
2017	281
2018-2022	1,273
2023-2027	883
2028	125
	<u>\$ 8,170</u>

The County does not have operating leases or contracts after 2028. During 2012, the County incurred expenditures of \$3,470,000 for non-cancellable operating leases including \$280,000 to Veterans Memorial, a component unit, for rented office space.

FRANKLIN COUNTY, OHIO

***Notes to the Basic Financial Statements
For the Year Ended December 31, 2012***

Note 12 – Contingencies and Commitments

A. Contingent Liabilities

The County has received federal and state grants for specific purposes that are subject to review and audit by the grantor agencies or their designee. At December 31, 2012, the audits of certain programs had not been completed. These audits could lead to a request for reimbursement to the grantor agency for expenditures disallowed under terms of the grant. Based on prior experience, the County believes such disallowances, if any, will be immaterial.

Several claims and lawsuits are pending against the County. The Prosecuting Attorney has used his best judgment as legal counsel for the County to estimate the possible liability that the County could incur. \$23,000 has been accrued to offset expected liability arising from the current pending lawsuits.

By resolution, the Commissioners have designated amounts in the fund balance of the General Fund to be used for expenditures in future years. \$14,517,000 has been set aside for “rainy day” purposes. In addition, the Commissioners have committed \$3,644,000 to secure the pledge for the payment of debt service on the Stadium Facility Bonds and Note.

B. Commitments

The County had several outstanding capital projects as of December 31, 2012, including software development projects and various construction projects. The projects include the following major commitments:

(Amounts in 000's)

Project	Phase	Spent to Date	Commitment Remaining
Hall of Justice remodeling	Construction	\$ 7,901	\$ 3,563
Children Services building	Construction	2,128	13,223
Road and bridge projects	Construction	40,628	8,743
Software development	Development	2,806	387
Engineer's building	Construction	4,154	102
		<u>\$ 57,617</u>	<u>\$ 26,018</u>

The County has continued to honor commitments made in prior years including a long-term commitment whereby the County has agreed to contribute approximately \$4,340,000 to the Columbus Regional Airport Authority annually through 2012.

***Notes to the Basic Financial Statements
For the Year Ended December 31, 2012***

Note 13 – Risk Management

The County is exposed to various risks of loss related to torts and general liability; theft of, damage to and destruction of assets; natural disasters; errors and omissions; health care claims for employees and their eligible dependents; and injuries to employees. Insurance policies are procured for commercial crime, flood, buildings and contents, equipment, boilers and machinery. In addition, a Commercial Crime and Public Employees Dishonesty policy is in effect for certain agencies that deal with large amounts of cash, and a Faithful Performance Blanket bond is in place for all County employees. Medical malpractice insurance is purchased for claims involving inmate medical care. Settled claims have not exceeded commercial coverage in any of the past three years. There has not been a significant reduction in coverage from the prior year. The County has elected to retain risk for losses related to torts, general and excess liability, and automobile casualty rather than insuring those risks through a third-party. Employee health care claims are self-insured, with purchased stop-loss coverage of \$1,000,000 per individual for the calendar year. The County purchases workers' compensation insurance from the State of Ohio to cover employees and auxiliary staff.

A. Self-insurance for General Liability

The County's General Fund provides unlimited coverage for court judgments resulting from tort and general liability claims of County officials and employees. The County does not use actuaries to determine possible claims liability, nor are any interfund premiums charged. However, the County incorporates nonincremental claims adjustments when setting the annual budget amount for claims, judgments and settlements. The Commissioners appropriated \$500,000 within the General Fund in 2012 to satisfy court-ordered judgments, self-insured claims or other settlements. The actual claims paid during 2012 totaled \$178,000. It is estimated that \$23,000 claims and judgments will be due within one year. \$1,687,000 of the General Fund's fund balance has been designated for unasserted claims.

B. Self-insurance for Health Benefits

The County provides multiple health care benefit plans that cover approximately 4,900 County employees. Approximately 1,500 employees of other political subdivisions are also in the County's insurance program. Coverage is extended to eligible dependents. Costs are allocated to the fund that pays the salary of the enrolled employee. These payments are accounted for as expenditures in the paying funds and as fees and charges for services in the Employee Benefits internal service fund from which the claims are paid. An estimate of amounts to be paid for claims incurred but not reported (IBNR) as of year-end has been developed by the County in conjunction with an actuary, based on appropriate standards of practice promulgated by the Actuarial Standards Board. At December 31, 2012, accounts payable balances included \$1,449,000 of reported, unpaid County claims and \$5,267,000 as an estimate for IBNR. Actual claims experience may differ from the estimate. Given the nature of health benefits, the County predicts that the entire liability will be paid within one year. As such, the entire claims liability is a current liability.

The Comprehensive Omnibus Budget Reconciliation Act of 1986 requires the County to offer terminated or retired employees continued participation in the County's employee health care benefits program, provided that the employees pay the rate established by the plan administrator.

FRANKLIN COUNTY, OHIO

**Notes to the Basic Financial Statements
For the Year Ended December 31, 2012**

Note 13 – Risk Management (Continued)

C. Workers' Compensation

Prior to 2012, the County solely reimbursed the Ohio Bureau of Workers' Compensation for the cost of injured workers' claims. All County agencies participate in the program and make payments for prior and current year claims. Because the plan is retrospectively rated, payments will be made in future periods for injuries sustained during 2012 and prior years. Beginning in 2012 the County began to self-insure its workers' compensation costs. Charges are established based on an independent actuarial evaluation, and are designed to be sufficient to cover all incurred claims and maintain a reserve for this self-insurance arrangement. If the reserve is insufficient at any point in time to cover claims, the claims will be covered by the County's General Fund with adjustments made to future charge rates. The County is the only participant and activities related to the program are reported in the Employee Benefits internal service fund. At December 31, 2012, the long-term liability for Workers' Compensation claims was estimated to be \$5,140,000, a net decrease of \$1,160,000 from the estimate as of December 31, 2011. The County has designated \$6,310,000 of the General Fund's fund balance for these future payments.

D. Summary

When it is probable that a loss has occurred and the amount of the loss can be reasonably estimated, the liability is reported in the fund. The result of the process to estimate the claims liability is not an exact amount as it depends on many complex factors. Accordingly, claims liabilities are reevaluated periodically to consider the effects of inflation, recent claim settlement trends (including frequency and amount of pay-outs) and other economic and social factors. The estimate of the claims liabilities includes amounts for incremental claim adjustment expenses related to specific claims and other claim adjustment expenses regardless of whether allocated to specific claims. Liabilities also include an amount for estimated IBNR claims. Changes in claims liabilities for the various plans during 2011 and 2012 were as follows:

	(Amounts in 000's)			
	General Liability	Health Benefits	Workers' Compensation	Total
Unpaid claims at 01/01/11	\$ 127	\$ 8,667	\$ 6,392	\$ 15,186
2011 net change in claims estimate	-	-	(92)	(92)
2011 incurred claims & IBNR	365	76,310	2,374	79,049
2011 paid claims	(485)	(78,020)	(2,374)	(80,879)
Unpaid claims at 12/31/11	7	6,957	6,300	13,264
2012 net change in claims estimate	-	-	(1,160)	(1,160)
2012 incurred claims & IBNR	194	80,102	1,581	81,877
2012 paid claims	(178)	(80,343)	(1,581)	(82,102)
Unpaid claims at 12/31/12	<u>\$ 23</u>	<u>\$ 6,716</u>	<u>\$ 5,140</u>	<u>\$ 11,879</u>

***Notes to the Basic Financial Statements
For the Year Ended December 31, 2012***

Note 13 – Risk Management (Continued)

The County analyzes all outstanding and potential claims that have arisen or could arise due to the occurrence of a loss contingency on or before December 31, 2012. Those claims that are judged to have a high probability of requiring a settlement and for which the amount required to settle the claim is reasonably estimable are shown as liabilities. Those claims for which the liability cannot be reasonably estimated or which are judged not to have a high probability of settlement are not displayed as liabilities on the balance sheet, but are discussed in Note 12.

Note 14 – Defined Benefit Retirement Plans

A. Ohio Public Employees Retirement System

Ohio Public Employees Retirement System (OPERS) administers three separate pension plans. The authority to establish and amend benefits is provided in Chapter 145 of the Ohio Revised Code. The three plans are described below:

- Traditional Pension (TP) Plan – a cost-sharing, multiple-employer defined benefit pension plan. OPERS provides retirement, disability, survivor and death benefits, and annual cost of living adjustments to members of the TP Plan.
- Member-Directed (MD) Plan – a defined contribution plan in which the member invests both member and employer contributions (employer contributions vest over five years at 20 percent per year). Under the MD Plan, members accumulate retirement assets equal to the value of member and vested employer contributions, plus any investment earnings. Members of the MD Plan do not qualify for ancillary benefits.
- Combined (CO) Plan – a cost-sharing, multiple-employer defined benefit pension plan. Under the CO Plan, OPERS invests employer contributions to provide a formula retirement benefit similar in nature to, but less than, the TP Plan benefit. Member contributions, the investment of which is self-directed by the members, accumulate retirement assets in a manner similar to the MD Plan. OPERS provides retirement, disability, survivor and death benefits, and annual cost of living adjustments to members of the CO Plan.

The Ohio Revised Code provides statutory authority for member and employer contributions. For 2012, member and employer contribution rates were consistent across all three plans. Members in the law enforcement and public safety divisions exist only within the TP Plan. The 2012 contribution rate for members, other than those engaged in law enforcement and public safety, was 10.0 percent of covered payroll. The law enforcement classification had a member contribution rate of 12.1 percent. The 2012 employer contribution rate was 14.0 percent of covered payroll, except for law enforcement where the rate was 18.1 percent.

FRANKLIN COUNTY, OHIO

***Notes to the Basic Financial Statements
For the Year Ended December 31, 2012***

Note 14 – Defined Benefit Retirement Plans (Continued)

The County's required contributions to OPERS for the years ended December 31, 2012, 2011 and 2010 were as follows:

	(Amounts in 000's)		
	2012	2011	2010
Employer share	\$ 40,820	\$ 41,565	\$ 41,639
Employee share, paid by employer	3,046	3,063	3,042
Total contributions	<u>\$ 43,866</u>	<u>\$ 44,628</u>	<u>\$ 44,681</u>

The full amount has been contributed for 2010 and 2011. For 2012, 89.22 percent has been contributed with the remaining contributions paid when due in 2013.

OPERS issues a stand-alone financial report. Interested parties may obtain a copy by visiting <https://www.opers.org/investments/cafr.shtml>, writing to OPERS, 277 East Town Street, Columbus, OH 43215-4642, or calling 614-222-5601 or 800-222-7377.

B. State Teachers Retirement System of Ohio

The County also contributes to State Teachers Retirement System of Ohio (STRS Ohio), a cost-sharing, multiple-employer public employee retirement system. STRS Ohio is a statewide retirement plan for licensed teachers and other faculty members employed in the public schools of Ohio or any school, community school, college, university, institution or other agency controlled, managed and supported, in whole or in part, by the state or any political subdivision thereof.

New members have a choice of three retirement plan options. In addition to the Defined Benefit (DB) Plan, new members are offered a Defined Contribution (DC) Plan and a Combined Plan. The DC Plan allows members to allocate their member contributions and employer contributions equal to 10.5 percent of earned compensation among various investment choices. The Combined Plan offers features of the DC Plan and the DB Plan. In the Combined Plan, member contributions are allocated to investment choices by the member, and employer contributions are used to fund a defined benefit payment at a reduced level from the regular DB Plan. Contributions into the DC Plan and the Combined Plan are credited to member accounts as employers submit their payroll information to STRS Ohio, generally on a biweekly basis. DC and Combined Plan members will transfer to the DB Plan during their fifth year of membership unless they permanently select the DC or Combined Plan.

***Notes to the Basic Financial Statements
For the Year Ended December 31, 2012***

Note 14 – Defined Benefit Retirement Plans (Continued)

STRS Ohio administers three separate pension plans:

- **Defined Benefit (DB) Plan** – Plan benefits are established under Chapter 3307 of the Revised Code. Any member may retire who has (i) five years of service credit and attained age 60; (ii) 25 years of service credit and attained age 55; or (iii) 30 years of service credit regardless of age. The annual retirement allowance, payable for life, is the greater of the “formula benefit” or the “money-purchase benefit” calculation. Under the “formula benefit,” the retirement allowance is based on years of credited service and final average salary, which is the average of the member’s three highest salary years. The annual allowance is calculated by using a base percentage of 2.2 percent multiplied by the total number of years of service credit (including Ohio-valued purchased credit) times the final average salary. The 31st year of earned Ohio service credit is calculated at 2.5 percent. An additional one-tenth of a percent is added to the calculation for every year of earned Ohio service over 31 years (2.6 percent for 32 years, 2.7 percent for 33 years and so on) until 100 percent of the final average salary is reached. For members with 35 or more years of Ohio contributing service, the first 30 years will be calculated at 2.5 percent instead of 2.2 percent. Under the “money-purchase benefit” calculation, a member’s lifetime contributions plus interest at specified rates are matched by an equal amount from other STRS Ohio funds. This total is then divided by an actuarially determined annuity factor to determine the maximum annual retirement allowance.

- **Defined Contribution (DC) Plan** – Benefits are established under Sections 3307.80 to 3307.89 of the Revised Code. For members who select the DC Plan, all member contributions and employer contributions at a rate of 10.5 percent are placed in an investment account. The member determines how to allocate the member and employer money among various investment choices. A member is eligible to receive a retirement benefit at age 50 and termination of employment. The member may elect to receive a lifetime monthly annuity or a lump-sum withdrawal. Employer contributions into members’ accounts are vested after the first anniversary of the first day of paid service. Members of the DC Plan who become disabled are entitled only to their account balance. If a member dies before retirement benefits begin, the member’s designated beneficiary is entitled to receive the member’s account balance.

***Notes to the Basic Financial Statements
For the Year Ended December 31, 2012***

Note 14 – Defined Benefit Retirement Plans (Continued)

- Combined (CO) Plan – Member contributions are allocated by the member, and employer contributions are used to fund a defined benefit payment. A member's defined benefit is determined by multiplying 1 percent of the member's final average salary by the member's years of service credit. The defined benefit portion of the Combined Plan payment is payable to a member on or after age 60. The defined contribution portion of the account may be taken as a lump sum or converted to a lifetime monthly annuity at age 50.

A retiree of STRS Ohio or another Ohio public retirement system is eligible for reemployment as a teacher following the elapse of two months from the date of retirement. Contributions are made by the reemployed member and employer during the reemployment. Upon termination of reemployment or age 65, whichever comes later, the retiree is eligible for an annuity benefit or equivalent lump-sum payment in addition to the original retirement allowance. A reemployed retiree may alternatively receive a refund of only member contributions with interest before age 65, once employment is terminated.

Benefits are increased annually by 3 percent of the original base amount for DB Plan participants.

The DB and Combined Plans offer access to health care coverage to eligible retirees who participated in the plans and their eligible dependents. Coverage under the current program includes hospitalization, physicians' fees, prescription drugs and partial reimbursement of monthly Medicare Part B premiums. By Ohio law, health care benefits are not guaranteed.

A DB or Combined Plan member with five or more years' credited service who becomes disabled may qualify for a disability benefit. Eligible spouses and dependents of members who die before retirement may qualify for survivor benefits. A death benefit of \$1,000 is payable to the beneficiary of each deceased retired member who participated in the DB Plan. Death benefit coverage up to \$2,000 can be purchased by participants in the DB, DC or Combined Plans. Various other benefits are available to members' beneficiaries.

Chapter 3307 of the Revised Code provides statutory authority for member and employer contributions. Contribution rates are established by the State Teachers Retirement Board, upon recommendations of its consulting actuary, not to exceed statutory maximum rates of 10 percent for members and 14 percent for employers. Actual contributions during 2012 were made equal to the statutory maximum rates. The County's contributions to STRS Ohio for the years ended December 31, 2012, 2011 and 2010 were approximately \$1,366,000, \$1,431,000, and \$1,452,000, respectively. The full amounts have been contributed for 2012, 2011 and 2010.

STRS Ohio issues a stand-alone financial report. A copy can be obtained by writing to STRS Ohio, 275 E. Broad St., Columbus, OH 43215-3771, by calling toll-free 1-888-227-7877, or by visiting the STRS Ohio website at www.strsoh.org.

***Notes to the Basic Financial Statements
For the Year Ended December 31, 2012***

Note 15 – Postemployment Benefits

A. Ohio Public Employees Retirement System

OPERS administers three separate pension plans (see Note 14.A.): the Traditional Pension Plan – a cost sharing, multi-employer defined benefit pension plan; the Member-Directed Plan – a defined contribution plan; and the Combined Plan – a cost-sharing, multi-employer defined benefit pension plan that has elements of both a defined benefit and defined contribution plan.

OPERS maintains a cost-sharing multiple employer defined benefit post-employment health care plan, which includes a medical plan, prescription drug program and Medicare Part B premium reimbursement, to qualifying members of both the Traditional Pension and the Combined Plans. Members of the Member-Directed Plan do not qualify for ancillary benefits, including post-employment health care coverage.

In order to qualify for post-retirement health care coverage, age and service retirees under the Traditional Pension and Combined Plans must have ten or more years of qualifying Ohio service credit. Health care coverage for disability benefit recipients and qualified survivor benefit recipients is available. The health care coverage provided by OPERS meets the definition of an Other Postemployment Benefit (OPEB) as described in GASB Statement No. 45.

The ORC permits, but does not mandate, OPERS to provide OPEB benefits to its eligible members and beneficiaries. Authority to establish and amend benefits is provided in ORC Chapter 145.

The ORC provides the statutory authority requiring public employers to fund post retirement health care through contributions to OPERS. A portion of each employer’s contribution to OPERS is set aside for the funding of post retirement health care benefits.

Employer contribution rates are expressed as a percentage of the covered payroll of active members. In 2012, local government employers contributed at 14.00 percent of covered payroll, and public safety and law enforcement employers contributed at 18.10 percent. These are the maximum employer contribution rates permitted by the ORC. Active members do not make contributions to the OPEB Plan.

OPERS’ Post Employment Health Care plan was established under, and is administrated in accordance with, Internal Revenue Code 401(h). Each year, the OPERS Board of Trustees determines the portion of the employer contribution rate that will be set aside for funding of post employment health care benefits. The portion of employer contributions allocated to health care for members in the Traditional Plan was 4.0 percent during calendar year 2012. The portion of employer contributions allocated to health care for members in the Combined Plan was 6.05 percent during calendar year 2012. The portion of employer contributions allocated to health care for the calendar year beginning January 1, 2013 remained the same, but they are subject to change based on Board action. Employers will be notified if the portion allocated to health care changes during the calendar year 2013. The OPERS Board of Trustees is also authorized to establish rules for the retiree, or their surviving beneficiaries, to pay a portion of the health care benefits provide. Payment amounts vary depending on the number of covered dependents and the coverage selected.

***Notes to the Basic Financial Statements
For the Year Ended December 31, 2012***

Note 15 – Postemployment Benefits (Continued)

The County's actual contributions for 2012, 2011 and 2010, used to fund OPEB, were approximately \$12,094,000, \$12,307,000, and \$15,705,000, respectively. Actual contributions represent 100 percent of required contributions.

The Health Care Preservation Plan adopted by the OPERS Board of Trustees on September 9, 2004, was effective January 1, 2007. Member and employer contribution rates increased on January 1 of each year from 2006 to 2008. Rates for law and public safety employers increased over a six year period beginning on January 1, 2006, with a final rate increase on January 1, 2011. These rate increases allowed additional funds to be allocated to the health care plan.

B. State Teachers Retirement System of Ohio

STRS Ohio administers a pension plan that is comprised of: a Defined Benefit Plan; a self-directed Defined Contribution Plan, and a Combined Plan that is a hybrid of the Defined Benefit and Defined Contribution Plan.

Ohio law authorizes STRS Ohio to offer a cost-sharing, multiple-employer health care plan. STRS Ohio provides access to health care coverage to eligible retirees who participated in the Defined Benefit or Combined Plans. Coverage under the current program includes hospitalization, physicians' fees, prescription drugs and reimbursement of monthly Medicare Part B premiums.

Pursuant to ORC Chapter 3307, the Retirement Board has discretionary authority over how much, if any, of the associated health care costs will be absorbed by STRS Ohio. All benefit recipients, for the most recent year, pay a portion of the health care costs in the form of a monthly premium.

Under Ohio law, funding for post-employment health care may be deducted from employer contributions. Of the 14.00 percent employer contribution rate, 1.00 percent of covered payroll was allocated to post-employment health care for the years ended June 30, 2012, 2011, and 2010. The 14.00 percent employer contribution rate is the maximum rate established under Ohio law. The County's actual contributions for 2012, 2011 and 2010, used to fund OPEB were approximately \$98,000, \$102,000, and \$104,000, respectively.

FRANKLIN COUNTY, OHIO

**Notes to the Basic Financial Statements
For the Year Ended December 31, 2012**

Note 16 – Conduit Debt Obligations

From time to time, the County has issued Hospital, Housing and Industrial Revenue Bonds to provide financial assistance to private sector entities for the acquisition and construction of facilities deemed to be in the public interest. The bonds are secured by the financed property and are payable solely from payments received on the underlying mortgage loans. Upon repayment of the bonds, ownership of the facility transfers to the private-sector entity served by the bond issuance. The County is not obligated in any manner for repayment of the bonds. Accordingly, the bonds are not reported as liabilities in the accompanying financial statements. As of December 31, 2012, there were 146 series of bonds outstanding. The aggregate principal amount payable of these series was \$2,541,214,000.

Note 17 – Fund Balances

Fund balance is classified as nonspendable, restricted, committed, assigned and/or unassigned based primarily on the extent to which the County is bound to observe constraints imposed upon the use of the resources in the governmental funds. The constraints placed on fund balance for the major governmental funds and all other governmental funds are presented on the below.

	General	FCBDD	Children Services Board	ADAMH Board	Public Assistance	Other Governmental Funds	Total Governmental Funds
Nonspendable							
Inventory	\$ 1,959	\$ 363	\$ 14	\$ -	\$ 16	\$ 992	\$ 3,344
Total nonspendable	1,959	363	14	-	16	992	3,344
Restricted for:							
Judicial	-	-	-	-	-	13,770	13,770
Public safety	736	-	-	-	-	12,501	13,237
Human services	-	-	121,364	-	-	6,791	128,155
Health	-	276,826	-	70,719	-	-	347,545
Public works	-	-	-	-	-	15,726	15,726
Real estate assessment	-	-	-	-	-	12,303	12,303
Capital improvements	-	-	-	-	-	2,524	2,524
Debt service payments	-	-	-	-	-	440	440
Other	-	-	-	-	-	5,298	5,298
Total restricted	736	276,826	121,364	70,719	-	69,353	538,998
Committed to:							
Debt service payments	10,082	-	-	-	-	-	10,082
Claims	7,997	-	-	-	-	-	7,997
Pledges	3,644	-	-	-	-	-	3,644
Capital improvements	21	-	-	-	-	15,014	15,035
27th Pay	600	-	-	-	-	-	600
Other purposes	2,912	-	-	-	-	1	2,913
Total committed	25,256	-	-	-	-	15,015	40,271
Assigned to:							
Debt service payments	-	-	-	-	-	7,000	7,000
Unassigned (deficit)	172,074	-	-	-	(3,738)	(3,665)	164,671
Total fund balance	\$ 200,025	\$ 277,189	\$ 121,378	\$ 70,719	\$ (3,722)	\$ 88,695	\$ 754,284

FRANKLIN COUNTY, OHIO

Notes to the Basic Financial Statements
For the Year Ended December 31, 2012

Note 18 – Component Units

Three discretely presented component units are included within the reporting entity of the County. Condensed financial statements follow:

Condensed Statement of Net Position				
(Amounts in 000's)				
	ARC Industries	Veterans Memorial Hall	Stadium and Team	Total
Assets:				
Current and other assets	\$ 8,424	\$ 336	\$ 20,550	\$ 29,310
Due from primary government	75	-	-	75
Capital assets, net	970	189	1,869	3,028
Total assets	<u>9,469</u>	<u>525</u>	<u>22,419</u>	<u>32,413</u>
Liabilities:				
Current and other liabilities	637	234	1,121	1,992
Due to primary government	-	266	-	266
Long-term liabilities	-	203	11,360	11,563
Total liabilities	<u>637</u>	<u>703</u>	<u>12,481</u>	<u>13,821</u>
Net position:				
Invested in capital assets	970	189	1,869	3,028
Restricted	11	-	-	11
Unrestricted (deficit)	7,851	(367)	8,069	15,553
Total net position	<u>\$ 8,832</u>	<u>\$ (178)</u>	<u>\$ 9,938</u>	<u>\$ 18,592</u>

Condensed Statement of Activities				
(Amounts in 000's)				
	ARC Industries	Veterans Memorial Hall	Stadium and Team	Total
Expenses:				
	\$ 8,373	\$ 2,629	\$ 10,227	\$ 21,229
Program revenues:				
Charges for services	6,834	2,799	11,720	21,353
Operating grants and contributions	1,696	-	-	1,696
	<u>8,530</u>	<u>2,799</u>	<u>11,720</u>	<u>23,049</u>
Net program revenues (expenses)	157	170	1,493	1,820
Other general revenues	345	-	117	462
Change in net position	502	170	1,610	2,282
Net position - beginning	8,330	(348)	8,328	16,310
Net position - ending	<u>\$ 8,832</u>	<u>\$ (178)</u>	<u>\$ 9,938</u>	<u>\$ 18,592</u>

***Notes to the Basic Financial Statements
For the Year Ended December 31, 2012***

Note 19 – Joint Ventures

Franklin County and the City of Columbus (the City) participate in the following three joint ventures.

Columbus/Franklin County Affordable Housing Trust Corporation (AHT) The AHT is a nonprofit corporation created in 2000 to promote home ownership and affordable rental housing opportunities in the County and City. The AHT Board is appointed jointly by the Franklin County Board of Commissioners and the Mayor of the City of Columbus, and receives annual support from the County and City, including \$1,915,163 from the County in 2012. AHT will receive annual funding from the County as long as the current agreement continues. Complete financial statements may be obtained from AHT at 185 South Fifth Street, Columbus, Ohio 43215.

Franklin Park Conservatory Joint Recreation District (Conservatory District) The Conservatory District was created in 1990 pursuant to the authority contained in ORC Section 755.14 (B), and is dedicated to the promotion of environmental appreciation and ecological awareness. There is an ongoing financial responsibility on the part of the County and the City, whereby both the County and the City provide annual operating subsidies. The County provided \$285,000 in 2012. Complete financial statements can be obtained from Franklin Park Conservatory Joint Recreation District, 1777 East Broad Street, Columbus, Ohio 43203.

Columbus-Franklin County Finance Port Authority (Finance Authority) The Finance Authority was created in 2006 pursuant to the authority contained in ORC Sections 4582.21 through 4582.59, to serve economic development needs. The County and City have committed to provide subsidies to the Finance Authority. The County provided an annual operating subsidy of \$150,000 in 2012. Audited financial statements for the Finance Authority may be obtained from The Columbus-Franklin County Finance Authority, 350 East First Avenue, Suite 120, Columbus, Ohio 43201.

FRANKLIN COUNTY, OHIO

**Notes to the Basic Financial Statements
For the Year Ended December 31, 2012**

Note 19 – Joint Ventures (Continued)

A summary of the financial position for the AHT, the Conservatory District and the Finance Authority follows:

Condensed Statement of Net Position (Amounts in 000's)			
	AHT	Conservatory District	Finance Authority
Assets:			
Cash, cash equivalents, and investments in segregated accounts	\$ 12,975	\$ 606	\$ 1,907
Other assets	21,714	1,634	18,410
Capital assets, net of accumulated depreciation	42	21,375	-
Total assets	34,731	23,615	20,317
Liabilities:			
Current liabilities	43	1,569	331
Noncurrent liabilities	2,544	2,195	14,479
Total liabilities	2,587	3,764	14,810
Net position:			
Invested in capital assets, net of related debt	42	18,905	-
Restricted	28,708	363	3,602
Unrestricted	3,394	583	1,905
Total net position	\$ 32,144	\$ 19,851	\$ 5,507

Note 20 – Related Organizations and Other Agreements

Housing of City Prisoners Under the terms of an agreement between the County and the City of Columbus, the County provides housing and medical treatment to persons incarcerated under City ordinances. For this service, the City has agreed to pay its proportionate share of the jail's costs. During 2012, the General Fund realized revenue of \$4,476,000 under this agreement.

Central Ohio Workforce Investment Corporation The Franklin County Department of Job and Family Services (FCDJFS) provides workforce development services for the Central Ohio Workforce Investment Corporation (COWIC) established pursuant to the Workforce Investment Act of 1998. A board of directors separate from FCDJFS heads the COWIC.

Columbus Metropolitan Library The Commissioners are responsible for a majority of the board appointments for the Columbus Metropolitan Library. The County has no further accountability or oversight for the library's operation.

Columbus Metropolitan Housing Authority The County and the City of Columbus jointly formed the Columbus Metropolitan Housing Authority (CMHA). CMHA is a separate body from the City and the County, with no oversight or accountability by the County for CMHA's management or operations.

FRANKLIN COUNTY, OHIO

***Notes to the Basic Financial Statements
For the Year Ended December 31, 2012***

Note 20 – Related Organizations and Other Agreements (Continued)

Columbus and Franklin County Metropolitan Park District The Columbus and Franklin County Metropolitan Park District (Metro Parks) was organized under ORC Chapter 1545. Metro Parks is a separate political subdivision and is governed by a three-member Board of Park Commissioners, appointed in a non-authoritative manner by the Franklin County Probate Judge. The Board of Park Commissioners adopts the annual budget. Metro Parks' operations are autonomous.

Franklin County Family and Children First Council The operation of the Franklin County Family and Children First Council is controlled by an oversight committee. The chair of the County Commissioners serves on the committee. The Franklin County Educational Service Center is the administrative agent for the Council.

Franklin County Convention Facilities Authority The Commissioners appoint a majority of the board members of the Franklin County Convention Facilities Authority (CFA) but have no further accountability for it. The CFA is a separate and distinct legal entity. Neither the County nor the City of Columbus is responsible for the operation of CFA or of the Greater Columbus Convention Center (Convention Center).

The CFA issued lease revenue bonds in 1990 to finance the construction of the Convention Center. Several bond issues have been completed since that date through which tax and lease revenue anticipation bonds were used to refund and refinance portions of the original and subsequent issues, and to finance further construction and renovations. In 2010, the CFA issued \$160 million lease revenue anticipation bonds to finance a full-service convention center hotel. In 2011, the CFA issued \$16 million in parking garage improvement bonds to finance the expansion of the Vine Street parking facility. In 2012, the CFA issued \$42.5 million of tax and lease revenue anticipation refunding bonds for the purpose of refunding outstanding 2002 bonds to achieve interest cost savings. Also, in 2012, the CFA issued \$10 million first lien arena lease revenue bonds to finance a portion of the purchase of Nationwide Arena and \$44.2 million second lien arena lease revenue bonds to finance a portion of the purchase of Nationwide Arena and to finance other capital and operating activities. The total amount of these revenue bonds outstanding as of December 31, 2012, was \$375,782,000 net of premiums and discounts of \$712,000 or a gross amount of \$376,494,000.

For the bond issues prior to 2010, the bond issues and the facility were made possible through a lease/sub-lease agreement whereby the County and the City lease the facility from CFA and concurrently sub-lease it back to CFA. The lease rent charged by CFA equals the annual debt service amount, with each party paying an amount equal to one half the amount of the debt service on the revenue bonds. The sub-lease rent charged by the County and the City also equals the annual debt service amount, and is expected to be paid from hotel/motel tax revenues. The County, at its discretion and without incurring any penalty or further liability, may cancel the lease by not appropriating funds for the lease payment. The terms of the agreement provide many alternative plans for payment of the debt service in the event that the hotel/motel tax revenues prove insufficient. The County considers it highly unlikely that it will ever be faced with meeting CFA's debt service. The Convention Center Lease special revenue fund records the lease and sub-lease payments made and received by the County.

FRANKLIN COUNTY, OHIO

***Notes to the Basic Financial Statements
For the Year Ended December 31, 2012***

Note 20 – Related Organizations and Other Agreements (Continued)

In conjunction with the 2010 bond issue, the CFA has agreed to lease the project to the County and the County has agreed to sublease the project back to the CFA. The lease requires the County to pay rent to the CFA equal to the aggregate principal and interest required to be paid on the Series 2010 bonds. Under the sublease, the CFA has agreed to make rental payments to the County for the same amount.

In December 2011, the County authorized the execution and delivery of a lease and a sub-lease agreement with the CFA and the City for the purpose of financing the purchase of Nationwide Arena and future improvements thereto and to approve loan agreements with the State of Ohio, and the issuance of Arena Lease Revenue Anticipation Bonds by FCA for such purposes. Pursuant to the lease, the County will make a rental payment in an amount equal to a percentage of the revenue it receives from the casino tax collected by the State and distributed to the County. The percentage of casino tax receipts to be paid as rent is as follows:

Year	Percentage
2013 through 2015	25%
2016	26%
2017	27%
2018	28%
2019	29%
2020	30%
2021	31%
2022 and thereafter	32%

Central Ohio Community Improvement Corporation The Commissioners are responsible for the appointments of two of the seven trustees for the Central Ohio Community Improvement Corporation; the Treasurer makes one appointment. The County has no further accountability for this organization.

Friends of the Shelter Friends of the Shelter is a not-for-profit organization with a self-appointing board. Money raised by Friends of the Shelter supports various programs at the Franklin County Animal Shelter. The amount of funding is immaterial to the Dog and Kennel special revenue fund. The County is not financially accountable for the organization, nor does the County approve the organization's budget.

Note 21 – Subsequent Events

On February 12, 2013, the County issued taxable special obligation notes in the amount of \$8 million for the purpose of retiring the Series 2012 Stadium Facility Project Notes. Huntington Investment Company, a party with a vested interest in the Huntington Park stadium, held the old notes and purchased the new notes. Huntington National Bank has entered into a sponsorship agreement with the Stadium and Team, whereby in exchange for naming rights, the bank will provide \$9 million over twenty years.

On April 9, 2013, the County authorized the issuance of limited tax bonds in an amount not to exceed \$182,235,000, for the purpose of providing funds to refund certain outstanding general obligation bonds of the County.

On April 23, 2013, the County authorized the County Administrator to enter into a loan agreement with the Ohio Air Quality Development Authority for the financing of various energy conservation measures in an amount not to exceed \$10 million.

**Combining and Individual Fund
Statements and Schedules**

FRANKLIN COUNTY, OHIO

Nonmajor Governmental Funds

Nonmajor Special Revenue Funds

The special revenue funds are used to account for proceeds of specific revenue sources (other than debt service, capital projects, or enterprise funds) that are legally restricted to expenditures for specified purposes. A description of the nonmajor special revenue funds follows:

Motor Vehicle and Gasoline Tax – This fund accounts for revenue derived from taxes on gasoline and motor vehicle licenses. State law restricts expenditure of these funds to road and bridge maintenance and construction.

Senior Services – This fund accounts for the property taxes and grants spent for programs benefiting senior citizens.

Zoological Park – This fund accounts for the property taxes for the Columbus Zoo.

Child Support Enforcement – This fund accounts for the administration of the collection and distribution of voluntary and court-ordered child support payments.

Real Estate Assessment – This fund accounts for activities related to the appraisal of real property for tax purposes, and periodic county-wide revaluation. Funding is provided through charges to the various political subdivisions during the distribution of their property tax revenue.

Additional special revenue funds are listed below:

- Convention Center Lease
- Homeland Security and Justice Programs
- Economic Development and Planning
- Dog and Kennel
- Certificate of Title Administration (Budgetary only)
- Wireless Enhanced 9-1-1
- Domestic and Juvenile Court Grants
- Adult Probation and Community Corrections
- Emergency Management Agency
- Recorder Equipment (Budgetary only)
- Other Special Revenue Funds

Nonmajor Debt Service Funds

The debt service funds are used to account for the accumulation of governmental resources and payment of principal and interest on long-term debt. Debt service funds are as follows:

- General Bond Retirement
- Maryhaven Debt Service
- Stadium Debt Service

Nonmajor Capital Projects Funds

The capital projects funds are used to account for the financial resources used for the acquisition, construction or renovation of facilities (other than those financed by the enterprise funds). Following are descriptions of the nonmajor capital project funds:

New Building Construction – This fund accounts for land acquisition and construction of a new court building.

Animal Shelter Construction – This fund accounts for the land acquisition and construction of a new animal shelter.

Vets Memorial Projects – This fund accounts for improvements to the Veterans Memorial Hall.

Clean Ohio Grant – This fund accounts for the environmental remediation and redevelopment of a former landfill site.

E-Filing Project – This fund accounts for cost associated with providing a case management system that will allow attorneys to file petitions and other documents electronically through the internet.

Stadium Construction – This fund accounts for land acquisition and construction of a new baseball stadium.

Hall of Justice Improvements – This fund accounts for improvements to the Franklin County Hall of Justice.

Road Projects-2010 Bonds – This fund accounts for construction costs associated with improving certain intersections and roads in the County. These costs are financed by bonded debt.

Whim's Ditch – This fund accounts for land acquisition and construction costs of Whim's Ditch.

Children Services Building Purchase – This fund accounts for the land acquisition and purchase of a new building.

Other Capital Projects – This fund accounts for miscellaneous capital projects.

FRANKLIN COUNTY, OHIO

**Combining Balance Sheet
Nonmajor Governmental Funds
December 31, 2012**

(Amounts in 000's)

	Nonmajor Special Revenue Funds	Nonmajor Debt Service Funds	Nonmajor Capital Projects Funds	Total
Assets:				
Equity with County Treasurer	\$ 62,155	\$ 1,098	\$ 19,061	\$ 82,314
Cash and investments in segregated accounts	3,167	-	-	3,167
Property taxes receivable, net	52,474	-	-	52,474
Accounts receivable	924	-	-	924
Due from other funds	169	-	-	169
Due from other governments	29,502	-	138	29,640
Notes receivable	-	7,000	-	7,000
Leases receivable	-	1,557	-	1,557
Loans receivable, net	4,043	-	-	4,043
Inventories	992	-	-	992
Total assets	\$ 153,426	\$ 9,655	\$ 19,199	\$ 182,280
 Liabilities, deferred inflows of resources, and fund balances:				
Liabilities:				
Accrued wages	\$ 2,140	\$ -	\$ -	\$ 2,140
Accounts payable	7,271	-	1,093	8,364
Matured bonds and interest payable	-	658	-	658
Due to other funds	499	-	-	499
Unearned revenue	4,802	-	-	4,802
Advances from other funds	2,434	-	3,805	6,239
Total liabilities	17,146	658	4,898	22,702
 Deferred inflows of resources:				
Property taxes	51,606	-	-	51,606
Unavailable revenue	17,582	1,557	138	19,277
Total deferred inflows of resources	69,188	1,557	138	70,883
 Fund balances:				
Nonspendable	992	-	-	992
Restricted	66,389	440	2,524	69,353
Committed	1	-	15,014	15,015
Assigned	-	7,000	-	7,000
Unassigned	(290)	-	(3,375)	(3,665)
Total fund balances	67,092	7,440	14,163	88,695
 Total liabilities, deferred inflows of resources, and fund balances				
	\$ 153,426	\$ 9,655	\$ 19,199	\$ 182,280

FRANKLIN COUNTY, OHIO

**Combining Balance Sheet
Nonmajor Special Revenue Funds
December 31, 2012**

(Amounts in 000's)

	Motor Vehicle and Gasoline Tax	Senior Services	Zoological Park	Child Support Enforcement
Assets:				
Equity with County Treasurer	\$ 7,212	\$ 8,130	\$ 901	\$ 102
Cash and investments in segregated accounts	-	-	-	-
Property taxes receivable, net	-	33,982	18,492	-
Accounts receivable	164	188	-	-
Due from other funds	1	142	-	-
Due from other governments	20,680	1,736	898	1,126
Loans receivable, net	-	-	-	-
Inventories	883	3	-	10
Total assets	\$ 28,940	\$ 44,181	\$ 20,291	\$ 1,238
Liabilities, deferred inflows of resources, and fund balances:				
Accrued wages	\$ 796	\$ 174	\$ -	\$ 451
Accounts payable	1,525	1,554	541	38
Due to other funds	-	19	-	249
Unearned revenue	-	-	-	-
Advances from other funds	-	-	-	500
Total liabilities	2,321	1,747	541	1,238
Deferred inflows of resources:				
Property taxes	-	33,727	17,879	-
Unavailable revenue	10,326	2,642	1,871	-
Total deferred inflows of resources	10,326	36,369	19,750	-
Fund balances:				
Nonspendable	883	3	-	10
Restricted	15,410	6,062	-	-
Committed	-	-	-	-
Unassigned	-	-	-	(10)
Total fund balances	16,293	6,065	-	-
Total liabilities, deferred inflows of resources, and fund balances	\$ 28,940	\$ 44,181	\$ 20,291	\$ 1,238

(Continued on next page)

FRANKLIN COUNTY, OHIO

**Combining Balance Sheet
Nonmajor Special Revenue Funds
December 31, 2012**

(Amounts in 000's)

	Real Estate Assessment	Homeland Security and Justice Programs	Economic Development and Planning	Dog and Kennel
Assets:				
Equity with County Treasurer	\$ 12,835	\$ 3,158	\$ 400	\$ 243
Cash and investments in segregated accounts	-	-	-	-
Property taxes receivable, net	-	-	-	-
Accounts receivable	-	-	-	14
Due from other funds	-	-	-	-
Due from other governments	-	774	1,409	-
Loans receivable, net	-	-	4,043	-
Inventories	6	-	-	42
Total assets	\$ 12,841	\$ 3,932	\$ 5,852	\$ 299
Liabilities, deferred inflows of resources, and fund balances:				
Accrued wages	\$ 225	\$ 13	\$ 10	\$ 99
Accounts payable	275	1,007	1,398	182
Due to other funds	32	1	1	17
Unearned revenue	-	759	4,043	-
Advances from other funds	-	1,595	-	75
Total liabilities	532	3,375	5,452	373
Deferred inflows of resources:				
Property taxes	-	-	-	-
Unavailable revenue	-	485	564	-
Total deferred inflows of resources	-	485	564	-
Fund balances:				
Nonspendable	6	-	-	42
Restricted	12,303	72	-	-
Committed	-	-	-	-
Unassigned	-	-	(164)	(116)
Total fund balances	12,309	72	(164)	(74)
Total liabilities, deferred inflows of resources, and fund balances	\$ 12,841	\$ 3,932	\$ 5,852	\$ 299

(Continued on next page)

FRANKLIN COUNTY, OHIO

**Combining Balance Sheet
Nonmajor Special Revenue Funds
December 31, 2012**

(Amounts in 000's)

	Wireless Enhanced 9-1-1	Domestic and Juvenile Court Grants	Adult Probation and Community Corrections	Emergency Management Agency
Assets:				
Equity with County Treasurer	\$ 2,046	\$ 2,881	\$ 1,692	\$ 1,438
Cash and investments in segregated accounts	-	-	-	-
Property taxes receivable, net	-	-	-	-
Accounts receivable	-	-	-	-
Due from other funds	-	-	-	-
Due from other governments	794	1,920	-	135
Loans receivable, net	-	-	-	-
Inventories	-	-	-	6
Total assets	\$ 2,840	\$ 4,801	\$ 1,692	\$ 1,579
Liabilities, deferred inflows of resources, and fund balances:				
Accrued wages	\$ -	\$ 43	\$ 80	\$ 36
Accounts payable	44	255	(102)	99
Due to other funds	-	33	137	4
Unearned revenue	-	-	-	-
Advances from other funds	-	15	-	-
Total liabilities	44	346	115	139
Deferred inflows of resources:				
Property taxes	-	-	-	-
Unavailable revenue	416	1,233	-	45
Total deferred inflows of resources	416	1,233	-	45
Fund balances:				
Nonspendable	-	-	-	6
Restricted	2,380	3,222	1,577	1,389
Committed	-	-	-	-
Unassigned	-	-	-	-
Total fund balances	2,380	3,222	1,577	1,395
Total liabilities, deferred inflows of resources, and fund balances	\$ 2,840	\$ 4,801	\$ 1,692	\$ 1,579

(Continued on next page)

FRANKLIN COUNTY, OHIO

**Combining Balance Sheet
Nonmajor Special Revenue Funds
December 31, 2012**

(Amounts in 000's)

	Other Special Revenue	Total
Assets:		
Equity with County Treasurer	\$ 21,117	\$ 62,155
Cash and investments in segregated accounts	3,167	3,167
Property taxes receivable, net	-	52,474
Accounts receivable	558	924
Due from other funds	26	169
Due from other governments	30	29,502
Loans receivable, net	-	4,043
Inventories	42	992
Total assets	<u>\$ 24,940</u>	<u>\$ 153,426</u>
Liabilities, deferred inflows of resources, and fund balances:		
Accrued wages	\$ 213	\$ 2,140
Accounts payable	455	7,271
Due to other funds	6	499
Unearned revenue	-	4,802
Advances from other funds	249	2,434
Total liabilities	<u>923</u>	<u>17,146</u>
Deferred inflows of resources:		
Property taxes	-	51,606
Unavailable revenue	-	17,582
Total deferred inflows of resources	<u>-</u>	<u>69,188</u>
Fund balances:		
Nonspendable	42	992
Restricted	23,974	66,389
Committed	1	1
Unassigned	-	(290)
Total fund balances	<u>24,017</u>	<u>67,092</u>
Total liabilities, deferred inflows of resources, and fund balances	<u>\$ 24,940</u>	<u>\$ 153,426</u>

FRANKLIN COUNTY, OHIO

**Combining Balance Sheet
Nonmajor Debt Service Funds
December 31, 2012**

(Amounts in 000's)

	General Bond Retirement	Maryhaven Debt Service	Stadium Debt Service	Total
Assets:				
Equity with County Treasurer	\$ 658	\$ 30	\$ 410	\$ 1,098
Notes receivable	7,000	-	-	7,000
Leases receivable	-	1,557	-	1,557
Total assets	\$ 7,658	\$ 1,587	\$ 410	\$ 9,655
 Liabilities, deferred inflows of resources, and fund balances:				
Liabilities:				
Matured bonds and interest payable	\$ 658	\$ -	\$ -	\$ 658
Total liabilities	658	-	-	658
 Deferred inflows of resources:				
Unavailable revenue	-	1,557	-	1,557
 Fund balances:				
Restricted	-	30	410	440
Assigned	7,000	-	-	7,000
Total fund balance	7,000	30	410	7,440
Total liabilities, deferred inflows of resources, and fund balance	\$ 7,658	\$ 1,587	\$ 410	\$ 9,655

FRANKLIN COUNTY, OHIO

**Combining Balance Sheet
Nonmajor Capital Projects Funds
December 31, 2012**

(Amounts in 000's)

	New Building Construction	Animal Shelter Construction	Vets Memorial Projects	E - Filing
Assets:				
Equity with County Treasurer	\$ 981	\$ 285	\$ 403	\$ 133
Due from other governments	-	-	-	-
Total assets	\$ 981	\$ 285	\$ 403	\$ 133
Liabilities, deferred inflows of resources, and fund balances:				
Liabilities:				
Accounts payable	\$ -	\$ -	\$ -	\$ 60
Advances from other funds	-	-	3,000	-
Total liabilities	-	-	3,000	60
Deferred inflows of resources:				
Unavailable revenue	-	-	-	-
Fund balances:				
Restricted	981	285	-	73
Committed	-	-	-	-
Unassigned	-	-	(2,597)	-
Total fund balances	981	285	(2,597)	73
Total liabilities, deferred inflows of resources, and fund balances	\$ 981	\$ 285	\$ 403	\$ 133

(Continued on next page)

FRANKLIN COUNTY, OHIO

**Combining Balance Sheet
Nonmajor Capital Projects Funds
December 31, 2012**

(Amounts in 000's)

	Hall of Justice Improvements	Road Projects - 2010 Bonds	Whim's Ditch	Children Services Building Purchase
Assets:				
Equity with County Treasurer	\$ 297	\$ 534	\$ 651	\$ 14,792
Due from other governments	-	-	138	-
Total assets	\$ 297	\$ 534	\$ 789	\$ 14,792
 Liabilities:				
Accounts payable	\$ 270	\$ -	\$ -	\$ 762
Advances from other funds	805	-	-	-
Total liabilities	1,075	-	-	762
 Deferred inflows of resources:				
Unavailable revenue	-	-	138	-
 Fund balances:				
Restricted	-	534	651	-
Committed	-	-	-	14,030
Unassigned	(778)	-	-	-
Total fund balances	(778)	534	651	14,030
Total liabilities, deferred inflows of resources, and fund balances	\$ 297	\$ 534	\$ 789	\$ 14,792

(Continued on next page)

FRANKLIN COUNTY, OHIO

**Combining Balance Sheet
Nonmajor Capital Projects Funds
December 31, 2012**

(Amounts in 000's)

	Other Capital Projects	Total
Assets:		
Equity with County Treasurer	\$ 985	\$ 19,061
Due from other governments	-	138
Total assets	<u>\$ 985</u>	<u>\$ 19,199</u>
Liabilities:		
Accounts payable	\$ 1	\$ 1,093
Advances from other funds	-	3,805
Total liabilities	<u>1</u>	<u>4,898</u>
Deferred inflows of resources:		
Unavailable revenue	-	138
Fund balances:		
Restricted	-	2,524
Committed	984	15,014
Unassigned	-	(3,375)
Total fund balances	<u>984</u>	<u>14,163</u>
Total liabilities, deferred inflows of resources, and fund balances	<u>\$ 985</u>	<u>\$ 19,199</u>



FRANKLIN COUNTY, OHIO

**Combining Statement of Revenues, Expenditures and Changes in Fund Balance
Nonmajor Governmental Funds
For The Year Ended December 31, 2012**

(Amounts in 000's)

	Nonmajor Special Revenue Funds	Nonmajor Debt Service Funds	Nonmajor Capital Projects Funds	Total
Revenues:				
Property taxes	\$ 37,286	\$ -	\$ -	\$ 37,286
Licenses and permits	1,600	-	-	1,600
Fees and charges for services	30,761	-	-	30,761
Fines and forfeitures	3,263	-	-	3,263
Intergovernmental	98,296	-	381	98,677
Investment income	18	-	9	27
Other	8,211	5,836	424	14,471
Total revenues	<u>179,435</u>	<u>5,836</u>	<u>814</u>	<u>186,085</u>
Expenditures:				
Current:				
General government	23,424	-	-	23,424
Judicial	4,520	-	-	4,520
Public safety	20,109	-	-	20,109
Human services	48,966	-	-	48,966
Health	292	-	-	292
Public works	55,873	-	-	55,873
Conservation and recreation	18,067	-	-	18,067
Community development	3,002	-	-	3,002
Capital outlays	-	-	16,226	16,226
Debt service:				
Principal retirement	287	24,600	-	24,887
Interest charges	-	14,820	-	14,820
Debt issuance cost	-	24	-	24
Intergovernmental grants	14,191	-	-	14,191
Total expenditures	<u>188,731</u>	<u>39,444</u>	<u>16,226</u>	<u>244,401</u>
Excess (deficiency) of revenues over (under) expenditures	(9,296)	(33,608)	(15,412)	(58,316)
Other financing sources (uses):				
Transfers in	4,588	22,451	17,977	45,016
Transfers out	(1,873)	-	(1,392)	(3,265)
Issuance of debt	-	10,000	-	10,000
Proceeds of loans	3,421	-	-	3,421
Premium on issuance of debt	-	25	-	25
Sale of capital assets	4	-	3,425	3,429
Total other financing sources (uses)	<u>6,140</u>	<u>32,476</u>	<u>20,010</u>	<u>58,626</u>
Net change in fund balances	(3,156)	(1,132)	4,598	310
Fund balances - beginning	70,248	8,572	9,565	88,385
Fund balances - ending	<u>\$ 67,092</u>	<u>\$ 7,440</u>	<u>\$ 14,163</u>	<u>\$ 88,695</u>

FRANKLIN COUNTY, OHIO

**Combining Statement of Revenues, Expenditures and Changes in Fund Balance
Nonmajor Special Revenue Funds
For the Year Ended December 31, 2012**

(Amounts in 000's)

	Motor Vehicle and Gasoline Tax	Senior Services	Zoological Park	Child Support Enforcement
Revenues:				
Property taxes	\$ -	\$ 21,017	\$ 16,269	\$ -
Licenses and permits	6	-	-	-
Fees and charges for services	4,691	1,285	-	2,736
Fines and forfeitures	693	-	-	-
Intergovernmental	50,469	5,064	1,798	15,184
Investment income	11	-	-	-
Other	1	163	-	80
Total revenues	55,871	27,529	18,067	18,000
Expenditures:				
Current:				
General government	-	-	-	-
Judicial	-	-	-	-
Public safety	-	-	-	-
Human services	-	30,280	-	18,516
Health	-	-	-	-
Public works	54,400	-	-	-
Conservation and recreation	-	-	18,067	-
Community development	-	-	-	-
Debt service:				
Principal retirement	287	-	-	-
Intergovernmental grants	-	152	-	-
Total expenditures	54,687	30,432	18,067	18,516
Excess (deficiency) of revenues over (under) expenditures	1,184	(2,903)	-	(516)
Other financing sources (uses):				
Transfers in	-	-	-	516
Transfers out	(1,556)	-	-	-
Proceeds of loans	3,421	-	-	-
Sale of capital assets	4	-	-	-
Total other financing sources (uses)	1,869	-	-	516
Net change in fund balances	3,053	(2,903)	-	-
Fund balances - beginning	13,240	8,968	-	-
Fund balances - ending	\$ 16,293	\$ 6,065	\$ -	\$ -

(Continued on next page)

FRANKLIN COUNTY, OHIO

**Combining Statement of Revenues, Expenditures and Changes in Fund Balance
Nonmajor Special Revenue Funds
For the Year Ended December 31, 2012**

(Amounts in 000's)

	<u>Real Estate Assessment</u>	<u>Convention Center Lease</u>	<u>Homeland Security and Justice Programs</u>	<u>Economic Development and Planning</u>
Revenues:				
Property taxes	\$ -	\$ -	\$ -	\$ -
Licenses and permits	-	-	-	-
Fees and charges for services	10,394	-	-	119
Fines and forfeitures	-	-	-	-
Intergovernmental	-	-	5,988	5,836
Investment income	-	-	2	-
Other	1	7,010	-	-
Total revenues	<u>10,395</u>	<u>7,010</u>	<u>5,990</u>	<u>5,955</u>
Expenditures:				
Current:				
General government	13,535	7,010	-	-
Judicial	-	-	-	-
Public safety	-	-	1,366	-
Human services	-	-	-	-
Health	-	-	-	-
Public works	-	-	-	-
Conservation and recreation	-	-	-	-
Community development	-	-	-	3,002
Debt service:				
Principal retirement	-	-	-	-
Intergovernmental grants	-	-	3,889	3,607
Total expenditures	<u>13,535</u>	<u>7,010</u>	<u>5,255</u>	<u>6,609</u>
Excess (deficiency) of revenues over (under) expenditures	(3,140)	-	735	(654)
Other financing sources (uses):				
Transfers in	-	-	245	60
Transfers out	-	-	-	-
Proceeds of loans	-	-	-	-
Sale of capital assets	-	-	-	-
Total other financing sources (uses)	<u>-</u>	<u>-</u>	<u>245</u>	<u>60</u>
Net change in fund balances	(3,140)	-	980	(594)
Fund balances - beginning	15,449	-	(908)	430
Fund balances - ending	<u>\$ 12,309</u>	<u>\$ -</u>	<u>\$ 72</u>	<u>\$ (164)</u>

(Continued on next page)

FRANKLIN COUNTY, OHIO

**Combining Statement of Revenues, Expenditures and Changes in Fund Balance
Nonmajor Special Revenue Funds
For the Year Ended December 31, 2012**

(Amounts in 000's)

	Dog and Kennel	Wireless Enhanced 9-1-1	Domestic and Juvenile Court Grants	Adult Probation and Community Corrections
Revenues:				
Property taxes	\$ -	\$ -	\$ -	\$ -
Licenses and permits	1,240	-	-	-
Fees and charges for services	431	-	-	116
Fines and forfeitures	233	-	-	-
Intergovernmental	-	3,095	3,943	3,159
Investment income	-	-	-	-
Other	28	-	-	-
Total revenues	1,932	3,095	3,943	3,275
Expenditures:				
Current:				
General government	-	-	-	-
Judicial	-	-	-	-
Public safety	4,225	130	3,700	2,959
Human services	-	-	-	-
Health	-	-	-	-
Public works	-	-	-	-
Conservation and recreation	-	-	-	-
Community development	-	-	-	-
Debt service:				
Principal retirement	-	-	-	-
Intergovernmental grants	-	5,741	-	-
Total expenditures	4,225	5,871	3,700	2,959
Excess (deficiency) of revenues over (under) expenditures	(2,293)	(2,776)	243	316
Other financing sources (uses):				
Transfers in	2,330	2	-	-
Transfers out	-	-	-	-
Proceeds of loans	-	-	-	-
Sale of capital assets	-	-	-	-
Total other financing sources (uses)	2,330	2	-	-
Net change in fund balances	37	(2,774)	243	316
Fund balances - beginning	(111)	5,154	2,979	1,261
Fund balances - ending	\$ (74)	\$ 2,380	\$ 3,222	\$ 1,577

(Continued on next page)

FRANKLIN COUNTY, OHIO

***Combining Statement of Revenues, Expenditures and Changes in Fund Balance
Nonmajor Special Revenue Funds
For the Year Ended December 31, 2012***

(Amounts in 000's)

	Emergency Management Agency	Other Special Revenue	Total
Revenues:			
Property taxes	\$ -	\$ -	\$ 37,286
Licenses and permits	-	354	1,600
Fees and charges for services	960	10,029	30,761
Fines and forfeitures	-	2,337	3,263
Intergovernmental	2,013	1,747	98,296
Investment income	-	5	18
Other	130	798	8,211
Total revenues	3,103	15,270	179,435
Expenditures:			
Current:			
General government	-	2,879	23,424
Judicial	-	4,520	4,520
Public safety	2,110	5,619	20,109
Human services	-	170	48,966
Health	-	292	292
Public works	-	1,473	55,873
Conservation and recreation	-	-	18,067
Community development	-	-	3,002
Debt service:			
Principal retirement	-	-	287
Intergovernmental grants	612	190	14,191
Total expenditures	2,722	15,143	188,731
Excess (deficiency) of revenues over (under) expenditures	381	127	(9,296)
Other financing sources (uses):			
Transfers in	-	1,435	4,588
Transfers out	-	(317)	(1,873)
Proceeds of loans	-	-	3,421
Sale of capital assets	-	-	4
Total other financing sources (uses)	-	1,118	6,140
Net change in fund balances	381	1,245	(3,156)
Fund balances - beginning	1,014	22,772	70,248
Fund balances - ending	\$ 1,395	\$ 24,017	\$ 67,092

FRANKLIN COUNTY, OHIO

***Combining Statement of Revenues, Expenditures and Changes in Fund Balance
Nonmajor Debt Service Funds
For the Year Ended December 31, 2012***

(Amounts in 000's)

	General Bond Retirement	Maryhaven Debt Service	Stadium Debt Service	Total
Revenues:				
Other	\$ 1,243	\$ 357	\$ 4,236	\$ 5,836
Total revenues	1,243	357	4,236	5,836
Expenditures:				
Debt service:				
Principal retirement	11,635	265	12,700	24,600
Interest charges	13,158	92	1,570	14,820
Debt issuance costs	-	-	24	24
Total expenditures	24,793	357	14,294	39,444
Excess (deficiency) of revenues over (under) expenditures	(23,550)	-	(10,058)	(33,608)
Other financing sources (uses):				
Transfers in	22,359	-	92	22,451
Issuance of debt	-	-	10,000	10,000
Premium on issuance of debt	-	-	25	25
Total other financing sources (uses)	22,359	-	10,117	32,476
Net change in fund balance	(1,191)	-	59	(1,132)
Fund balance - beginning	8,191	30	351	8,572
Fund balance - ending	\$ 7,000	\$ 30	\$ 410	\$ 7,440

FRANKLIN COUNTY, OHIO

**Combining Statement of Revenues, Expenditures and Changes in Fund Balance
Nonmajor Capital Projects Funds
For the Year Ended December 31, 2012**

(Amounts in 000's)

	New Building Construction	Animal Shelter Construction	Vets Memorial Projects	E - Filing Project
Revenues:				
Intergovernmental	\$ -	\$ -	\$ -	\$ -
Investment income	1	1	-	-
Other	389	33	-	-
Total revenues	390	34	-	-
Expenditures:				
Capital outlays	-	-	2,414	534
Total expenditures	-	-	2,414	534
Excess (deficiency) of revenues over (under) expenditures	390	34	(2,414)	(534)
Other financing sources (uses):				
Transfers in	-	-	-	290
Transfers out	(500)	(800)	-	-
Proceeds from sale of fixed assets	-	-	-	-
Total other financing sources (uses)	(500)	(800)	-	290
Net change in fund balances	(110)	(766)	(2,414)	(244)
Fund balances - beginning	1,091	1,051	(183)	317
Fund balances - ending	\$ 981	\$ 285	\$ (2,597)	\$ 73

(Continued on next page)

FRANKLIN COUNTY, OHIO

***Combining Statement of Revenues, Expenditures and Changes in Fund Balance
Nonmajor Capital Projects Funds
For the Year Ended December 31, 2012***

(Amounts in 000's)

	Stadium Construction	Hall of Justice Improvements	Road Projects - 2010 Bonds	Whim's Ditch
Revenues:				
Intergovernmental	\$ -	\$ -	\$ -	\$ 381
Investment income	-	5	2	-
Other	-	2	-	-
Total revenues	-	7	2	381
Expenditures:				
Capital outlays	4	7,832	1,917	302
Total expenditures	4	7,832	1,917	302
Excess (deficiency) of revenues over (under) expenditures	(4)	(7,825)	(1,915)	79
Other financing sources (uses):				
Transfers in	-	-	-	562
Transfers out	(92)	-	-	-
Proceeds from sale of fixed assets	3,425	-	-	-
Total other financing sources (uses)	3,333	-	-	562
Net change in fund balances	3,329	(7,825)	(1,915)	641
Fund balances - beginning	(3,329)	7,047	2,449	10
Fund balances - ending	\$ -	\$ (778)	\$ 534	\$ 651

(Continued on next page)

FRANKLIN COUNTY, OHIO

**Combining Statement of Revenues, Expenditures and Changes in Fund Balance
Nonmajor Capital Projects Funds
For the Year Ended December 31, 2012**

(Amounts in 000's)

	Children Services Building Purchase	Other Capital Projects	Total
Revenues:			
Intergovernmental	\$ -	\$ -	\$ 381
Investment income	-	-	9
Other	-	-	424
Total revenues	-	-	814
Expenditures:			
Capital outlays	3,095	128	16,226
Total expenditures	3,095	128	16,226
Excess (deficiency) of revenues over (under) expenditures	(3,095)	(128)	(15,412)
Other financing sources (uses):			
Transfers in	17,125	-	17,977
Transfers out	-	-	(1,392)
Proceeds from sale of fixed assets	-	-	3,425
Total other financing sources (uses)	17,125	-	20,010
Net change in fund balances	14,030	(128)	4,598
Fund balances - beginning	-	1,112	9,565
Fund balances - ending	\$ 14,030	\$ 984	\$ 14,163

FRANKLIN COUNTY, OHIO

***Schedule of Revenues, Expenditures and Changes in
Fund Balance – Budget and Actual (Non-GAAP Budgetary Basis)
Major Funds – General Fund
For the Year Ended December 31, 2012***

(Amounts in 000's)

	Budgeted Amounts		Actual Amounts	Variance with Final Budget Positive (Negative)
	Original	Final		
Revenues:				
Sales tax	\$ 136,924	\$ 146,222	\$ 146,222	\$ -
Property taxes	38,672	37,590	37,925	335
Licenses and permits	462	462	380	(82)
Fees and charges for services	45,751	49,552	48,875	(677)
Fines and forfeitures	1,156	1,156	1,090	(66)
Intergovernmental	32,433	31,178	31,539	361
Investment income	11,778	11,778	10,959	(819)
Other	2,380	2,381	4,170	1,789
Total revenues	269,556	280,319	281,160	841
Expenditures:				
Current:				
General government				
Commissioners				
Personal services	6,325	2,305	2,080	225
Fringe benefits	1,428	906	749	157
Materials and services	2,464	4,011	3,601	410
Capital outlays	100	-	-	-
Contingencies	7,041	15	-	15
Total commissioners	17,358	7,237	6,430	807
General services				
Personal services	1,043	1,066	1,044	22
Fringe benefits	493	503	491	12
Materials and services	3,321	3,664	3,654	10
Capital outlays	133	333	332	1
Total general services	4,990	5,566	5,521	45
Public facilities management				
Personal services	8,569	8,400	8,273	127
Fringe benefits	4,351	4,356	4,287	69
Materials and services	11,406	14,021	13,484	537
Grants	80	80	80	-
Total public facilities management	24,406	26,857	26,124	733

(Continued on next page)

FRANKLIN COUNTY, OHIO

***Schedule of Revenues, Expenditures and Changes in
Fund Balance – Budget and Actual (Non-GAAP Budgetary Basis)
Major Funds – General Fund
For the Year Ended December 31, 2012***

(Amounts in 000's)

	Budgeted Amounts		Actual Amounts	Variance with Final Budget Positive (Negative)
	Original	Final		
Human resources				
Personal services	737	742	621	121
Fringe benefits	322	323	262	61
Materials and services	444	444	347	97
Total human resources	<u>1,503</u>	<u>1,509</u>	<u>1,230</u>	<u>279</u>
Community partnerships				
Personal services	58	58	55	3
Fringe benefits	22	22	21	1
Materials and services	3	3	-	3
Grants	7,082	7,620	7,460	160
Total community partnerships	<u>7,165</u>	<u>7,703</u>	<u>7,536</u>	<u>167</u>
Auditor				
Personal services	1,400	1,413	1,403	10
Fringe benefits	578	581	517	64
Materials and services	1,144	1,103	1,067	36
Capital outlays	-	41	38	3
Total auditor	<u>3,122</u>	<u>3,138</u>	<u>3,025</u>	<u>113</u>
Data center				
Personal services	3,864	3,816	3,793	23
Fringe benefits	1,490	1,484	1,418	66
Materials and services	1,925	1,910	1,840	70
Capital outlays	87	202	200	2
Total data center	<u>7,366</u>	<u>7,412</u>	<u>7,251</u>	<u>161</u>
Recorder				
Personal services	1,871	1,892	1,753	139
Fringe benefits	927	930	847	83
Materials and services	52	52	28	24
Total recorder	<u>2,850</u>	<u>2,874</u>	<u>2,628</u>	<u>246</u>
Treasurer				
Personal services	895	983	979	4
Fringe benefits	408	449	443	6
Materials and services	445	435	376	59
Total treasurer	<u>1,748</u>	<u>1,867</u>	<u>1,798</u>	<u>69</u>

(Continued on next page)

FRANKLIN COUNTY, OHIO

***Schedule of Revenues, Expenditures and Changes in
Fund Balance – Budget and Actual (Non-GAAP Budgetary Basis)
Major Funds – General Fund
For the Year Ended December 31, 2012***

(Amounts in 000's)

	Budgeted Amounts		Actual Amounts	Variance with Final Budget Positive (Negative)
	Original	Final		
Board of elections				
Personal services	5,296	5,660	5,591	69
Fringe benefits	1,257	1,273	1,266	7
Materials and services	4,429	4,023	3,882	141
Grants	30	25	25	-
Capital outlays	362	287	278	9
Total board of elections	11,374	11,268	11,042	226
Commissioners - risk management				
Materials and services	500	500	178	322
Total commissioners-risk management	500	500	178	322
Total general government	82,382	75,931	72,763	3,168
Judicial				
Prosecuting attorney				
Personal services	9,354	9,666	9,489	177
Fringe benefits	3,676	3,725	3,514	211
Materials and services	648	648	564	84
Capital outlays	89	89	61	28
Total prosecuting attorney	13,767	14,128	13,628	500
Court of appeals				
Fringe benefits	449	449	443	6
Materials and services	274	274	225	49
Total court of appeals	723	723	668	55
Common pleas court				
Personal services	10,039	10,196	10,142	54
Fringe benefits	4,321	4,301	4,185	116
Materials and services	4,383	4,481	4,052	429
Total common pleas court	18,743	18,978	18,379	599
Domestic and juvenile court				
Personal services	13,525	13,821	13,720	101
Fringe benefits	6,809	6,663	6,641	22
Materials and services	5,955	6,590	6,531	59
Total domestic and juvenile court	26,289	27,074	26,892	182

(Continued on next page)

FRANKLIN COUNTY, OHIO

***Schedule of Revenues, Expenditures and Changes in
Fund Balance – Budget and Actual (Non-GAAP Budgetary Basis)
Major Funds – General Fund
For the Year Ended December 31, 2012***

(Amounts in 000's)

	Budgeted Amounts		Actual Amounts	Variance with
	Original	Final		Final Budget Positive (Negative)
Probate court				
Personal services	1,867	1,908	1,907	1
Fringe benefits	884	887	868	19
Materials and services	255	490	478	12
Total probate court	<u>3,006</u>	<u>3,285</u>	<u>3,253</u>	<u>32</u>
Clerk of courts				
Personal services	4,873	4,890	4,698	192
Fringe benefits	2,696	2,699	2,474	225
Materials and services	483	483	363	120
Total clerk of courts	<u>8,052</u>	<u>8,072</u>	<u>7,535</u>	<u>537</u>
Municipal court				
Personal services	567	573	572	1
Fringe benefits	181	184	183	1
Materials and services	1,035	1,103	1,098	5
Total municipal court	<u>1,783</u>	<u>1,860</u>	<u>1,853</u>	<u>7</u>
Municipal court clerk				
Personal services	39	39	39	-
Fringe benefits	12	13	12	1
Total municipal court clerk	<u>51</u>	<u>52</u>	<u>51</u>	<u>1</u>
Public defender				
Personal services	7,039	7,500	7,473	27
Fringe benefits	2,891	2,763	2,762	1
Materials and services	1,099	1,271	1,261	10
Total public defender	<u>11,029</u>	<u>11,534</u>	<u>11,496</u>	<u>38</u>
Total judicial	83,443	85,706	83,755	1,951
Public safety				
Prosecuting attorney				
Coroner				
Personal services	1,982	1,986	1,968	18
Fringe benefits	718	700	675	25
Materials and services	555	555	535	20
Capital outlays	-	42	42	-
Total coroner	<u>3,255</u>	<u>3,283</u>	<u>3,220</u>	<u>63</u>

(Continued on next page)

FRANKLIN COUNTY, OHIO

***Schedule of Revenues, Expenditures and Changes in
Fund Balance – Budget and Actual (Non-GAAP Budgetary Basis)
Major Funds – General Fund
For the Year Ended December 31, 2012***

(Amounts in 000's)

	Budgeted Amounts		Actual Amounts	Variance with Final Budget Positive (Negative)
	Original	Final		
Sheriff				
Personal services	52,526	55,693	55,605	88
Fringe benefits	19,786	20,953	20,916	37
Materials and services	12,858	13,046	12,848	198
Capital outlays	-	578	578	-
Contingencies	115	-	-	-
Total sheriff	85,285	90,270	89,947	323
Sheriff - rotary				
Personal services	1,826	1,943	1,906	37
Fringe benefits	672	712	699	13
Materials and services	127	148	143	5
Capital outlays	-	26	26	-
Total sheriff - rotary	2,625	2,829	2,774	55
Total public safety	91,165	96,382	95,941	441
Human services				
Veterans' service commission				
Personal services	882	912	865	47
Fringe benefits	409	424	404	20
Materials and services	1,423	1,439	1,305	134
Grants	2,062	2,062	2,051	11
Total human services	4,776	4,837	4,625	212
Public works				
Engineer				
Personal services	374	378	376	2
Fringe benefits	155	158	155	3
Materials and services	6	6	5	1
Total public works	535	542	536	6
Community development				
Economic development and planning				
Personal services	842	847	804	43
Fringe benefits	394	395	343	52
Materials and services	551	582	396	186
Grants	2,080	2,771	2,174	597
Total community development	3,867	4,595	3,717	878

(Continued on next page)

FRANKLIN COUNTY, OHIO

***Schedule of Revenues, Expenditures and Changes in
Fund Balance – Budget and Actual (Non-GAAP Budgetary Basis)
Major Funds – General Fund
For the Year Ended December 31, 2012***

(Amounts in 000's)

	<u>Budgeted Amounts</u>		<u>Actual Amounts</u>	Variance with Final Budget Positive (Negative)
	<u>Original</u>	<u>Final</u>		
Capital outlays				
Public facilities management - permanent				
Capital outlays	395	2,083	2,071	12
Total capital outlays	<u>395</u>	<u>2,083</u>	<u>2,071</u>	<u>12</u>
Debt service				
Principal retirement	74	74	74	-
Total debt service	<u>74</u>	<u>74</u>	<u>74</u>	<u>-</u>
Intergovernmental grants				
Community partnerships				
Intergovernmental grants	4,568	4,568	4,568	-
Total expenditures	<u>271,205</u>	<u>274,718</u>	<u>268,050</u>	<u>6,668</u>
Excess (deficiency) of revenues over (under) expenditures	(1,649)	5,601	13,110	7,509
Other financing sources (uses):				
Transfers in	2,565	4,607	21	(4,586)
Transfers out	(33,168)	(34,169)	(29,321)	4,848
Advances in	5,910	5,910	5,910	-
Advances out	(4,107)	(4,107)	(4,107)	-
Proceeds from sale of capital assets	1	1	10	9
Total other financing sources (uses)	<u>(28,799)</u>	<u>(27,758)</u>	<u>(27,487)</u>	<u>271</u>
Net change in fund balance	(30,448)	(22,157)	(14,377)	7,780
Fund balance - beginning	<u>170,848</u>	<u>170,848</u>	<u>170,848</u>	<u>-</u>
Fund balance - ending	<u>\$ 140,400</u>	<u>\$ 148,691</u>	<u>\$ 156,471</u>	<u>\$ 7,780</u>

FRANKLIN COUNTY, OHIO

***Schedule of Revenues, Expenditures and Changes in
Fund Balance – Budget and Actual (Non-GAAP Budgetary Basis)
Major Funds – Special Revenue Fund – Board of Developmental Disabilities Fund
For the Year Ended December 31, 2012*** *(Amounts in 000's)*

	Budgeted Amounts		Actual Amounts	Variance with Final Budget Positive (Negative)
	Original	Final		
Revenues:				
Property taxes	\$ 153,712	\$ 155,207	\$ 149,050	\$ (6,157)
Fees and charges for services	6,708	6,708	5,811	(897)
Intergovernmental	64,914	58,841	60,451	1,610
Other	300	300	6,286	5,986
Total revenues	225,634	221,056	221,598	542
Expenditures:				
Current:				
Health				
Program for developmental disabilities				
Personal services	66,085	66,085	59,966	6,119
Fringe benefits	33,584	33,584	28,517	5,067
Materials and services	139,725	139,725	134,696	5,029
Capital outlays	1,286	1,286	822	464
Total expenditures	240,680	240,680	224,001	16,679
Excess (deficiency) of revenues over (under) expenditures	(15,046)	(19,624)	(2,403)	17,221
Other financing sources (uses):				
Proceeds from sale of capital assets	20	20	89	69
Total other financing sources (uses)	20	20	89	69
Net change in fund balance	(15,026)	(19,604)	(2,314)	17,290
Fund balance - beginning	277,370	277,370	277,370	-
Fund balance - ending	\$ 262,344	\$ 257,766	\$ 275,056	\$ 17,290

FRANKLIN COUNTY, OHIO

***Schedule of Revenues, Expenditures and Changes in
Fund Balance – Budget and Actual (Non-GAAP Budgetary Basis)
Major Funds – Special Revenue Fund – Children Services Board Fund
For the Year Ended December 31, 2012***

(Amounts in 000's)

	Budgeted Amounts		Actual Amounts	Variance with Final Budget Positive (Negative)
	Original	Final		
Revenues:				
Property taxes	\$ 116,586	\$ 116,729	\$ 112,306	\$ (4,423)
Fees and charges for services	1,088	1,088	1,024	(64)
Intergovernmental	68,798	64,197	63,576	(621)
Other	415	415	163	(252)
Total revenues	186,887	182,429	177,069	(5,360)
Expenditures:				
Current:				
Human services				
Children services board - special levy				
Personal services	36,280	36,280	33,847	2,433
Fringe benefits	18,563	18,563	17,157	1,406
Materials and services	120,715	120,715	114,813	5,902
Capital outlays	1,927	1,167	617	550
Total expenditures	177,485	176,725	166,434	10,291
Excess (deficiency) of revenues over (under) expenditures	9,402	5,704	10,635	4,931
Other financing sources (uses):				
Proceeds from sale of capital assets	5	5	1	(4)
Transfers out	-	(17,125)	(17,125)	-
Total other financing sources (uses)	5	(17,120)	(17,124)	(4)
Net change in fund balance	9,407	(11,416)	(6,489)	4,927
Fund balance - beginning	127,721	127,721	127,721	-
Fund balance - ending	\$ 137,128	\$ 116,305	\$ 121,232	\$ 4,927

FRANKLIN COUNTY, OHIO

***Schedule of Revenues, Expenditures and Changes in
Fund Balance – Budget and Actual (Non-GAAP Budgetary Basis)
Major Funds – Special Revenue Fund – Alcohol, Drug and Mental Health Board Fund
For the Year Ended December 31, 2012*** *(Amounts in 000's)*

	Budgeted Amounts		Actual Amounts	Variance with Final Budget Positive (Negative)
	Original	Final		
Revenues:				
Property taxes	\$ 53,306	\$ 52,497	\$ 50,561	\$ (1,936)
Intergovernmental	24,059	24,939	22,967	(1,972)
Other	4,380	4,380	503	(3,877)
Total revenues	81,745	81,816	74,031	(7,785)
Expenditures:				
Current:				
Health				
ADAMH Board				
Personal services	3,629	3,629	3,414	215
Fringe benefits	1,514	1,514	1,306	208
Materials and services	71,159	69,473	55,579	13,894
Grants	7	2,007	102	1,905
Capital outlays	2,050	50	46	4
Total expenditures	78,359	76,673	60,447	16,226
Excess (deficiency) of revenues over (under) expenditures	3,386	5,143	13,584	8,441
Other financing sources (uses):				
Total other financing sources (uses)	-	-	-	-
Net change in fund balance	3,386	5,143	13,584	8,441
Fund balance - beginning	60,408	60,408	60,408	-
Fund balance - ending	\$ 63,794	\$ 65,551	\$ 73,992	\$ 8,441

FRANKLIN COUNTY, OHIO

***Schedule of Revenues, Expenditures and Changes in
Fund Balance – Budget and Actual (Non-GAAP Budgetary Basis)
Major Funds – Special Revenue Fund – Public Assistance Fund
For the Year Ended December 31, 2012***

(Amounts in 000's)

	Budgeted Amounts		Actual Amounts	Variance with Final Budget Positive (Negative)
	Original	Final		
Revenues:				
Intergovernmental	\$ 62,026	\$ 65,325	\$ 54,591	\$ (10,734)
Other	3,316	3,316	2,515	(801)
Total revenues	65,342	68,641	57,106	(11,535)
Expenditures:				
Current:				
Human services				
Job and family services				
Personal services	24,706	23,129	23,030	99
Fringe benefits	12,558	11,432	11,352	80
Materials and services	30,215	26,401	26,090	311
Capital outlays	2,124	2,481	2,481	-
Total expenditures	69,603	63,443	62,953	490
Excess (deficiency) of revenues over (under) expenditures	(4,261)	5,198	(5,847)	(11,045)
Other financing sources (uses):				
Proceeds from sale of capital assets	-	-	16	16
Transfers in	5,296	5,296	5,289	(7)
Advances in	-	1,200	1,200	-
Advances out	(710)	(510)	(510)	-
Total other financing sources (uses)	4,586	5,986	5,995	9
Net change in fund balance	325	11,184	148	(11,036)
Fund balance - beginning	1,119	1,119	1,119	-
Fund balance - ending	\$ 1,444	\$ 12,303	\$ 1,267	\$ (11,036)

FRANKLIN COUNTY, OHIO

***Schedule of Revenues, Expenditures and Changes in
Fund Balance – Budget and Actual (Non-GAAP Budgetary Basis)
Nonmajor Special Revenue Funds
For the Year Ended December 31, 2012***

(Amounts in 000's)

Motor Vehicle and Gasoline Tax Fund

	<u>Final Budget</u>	<u>Actual Amounts</u>	Variance with Final Budget Positive (Negative)
Revenues:			
Licenses and permits	\$ 6	\$ 5	\$ (1)
Fees and charges for services	421	13	(408)
Fines and forfeitures	630	649	19
Intergovernmental	49,731	44,186	(5,545)
Investment income	50	11	(39)
Other	<u>2,705</u>	<u>5,363</u>	<u>2,658</u>
Total revenues	53,543	50,227	(3,316)
Expenditures:			
Current:			
Public works			
Engineer			
Personal services	11,023	10,221	802
Fringe benefits	4,112	3,785	327
Materials and services	11,666	9,746	1,920
Capital outlays	<u>35,899</u>	<u>31,781</u>	<u>4,118</u>
Total Engineer	62,700	55,533	7,167
Engineer A.R.R.A.			
Materials and services	<u>75</u>	<u>75</u>	<u>-</u>
Total public works	62,775	55,608	7,167
Debt service			
Principal retirement	<u>288</u>	<u>287</u>	<u>1</u>
Total expenditures	<u>63,063</u>	<u>55,895</u>	<u>7,168</u>
Excess (deficiency) of revenues over (under) expenditures	(9,520)	(5,668)	3,852
Other financing sources (uses):			
Issuance of loans	3,120	3,421	301
Transfers out	(1,556)	(1,556)	-
Proceeds from sale of capital assets	<u>40</u>	<u>4</u>	<u>(36)</u>
Total other financing sources (uses)	<u>1,604</u>	<u>1,869</u>	<u>265</u>
Net change in fund balance	(7,916)	(3,799)	4,117
Fund balance - beginning	<u>11,011</u>	<u>11,011</u>	<u>-</u>
Fund balance - ending	<u>\$ 3,095</u>	<u>\$ 7,212</u>	<u>\$ 4,117</u>

FRANKLIN COUNTY, OHIO

***Schedule of Revenues, Expenditures and Changes in
Fund Balance – Budget and Actual (Non-GAAP Budgetary Basis)
Nonmajor Special Revenue Funds
For the Year Ended December 31, 2012***

(Amounts in 000's)

Senior Services Fund

	Final Budget	Actual Amounts	Variance with Final Budget Positive (Negative)
Revenues:			
Property taxes	\$ 21,481	\$ 20,692	\$ (789)
Fees and charges for services	1,000	1,133	133
Intergovernmental	5,007	5,050	43
Other	119	159	40
Total revenues	27,607	27,034	(573)
Expenditures:			
Current:			
Human services			
Office on aging			
Personal services	3,935	3,763	172
Fringe benefits	1,777	1,654	123
Materials and services	23,815	22,428	1,387
Grants	2,640	2,457	183
Total human services	32,167	30,302	1,865
Intergovernmental grants			
Office on aging			
Intergovernmental grants	152	152	-
Total expenditures	32,319	30,454	1,865
Excess (deficiency) of revenues over (under) expenditures	(4,712)	(3,420)	1,292
Other financing sources (uses):			
Total other financing sources (uses)	-	-	-
Net change in fund balance	(4,712)	(3,420)	1,292
Fund balance - beginning	9,903	9,903	-
Fund balance - ending	\$ 5,191	\$ 6,483	\$ 1,292

FRANKLIN COUNTY, OHIO

***Schedule of Revenues, Expenditures and Changes in
Fund Balance – Budget and Actual (Non-GAAP Budgetary Basis)
Nonmajor Special Revenue Funds
For the Year Ended December 31, 2012***

(Amounts in 000's)

Zoological Park Fund

	Final Budget	Actual Amounts	Variance with Final Budget Positive (Negative)
Revenues:			
Property taxes	\$ 16,915	\$ 16,249	\$ (666)
Intergovernmental	1,685	1,798	113
Total revenues	18,600	18,047	(553)
Expenditures:			
Current:			
Conservation and recreation			
Zoological Park			
Materials and services	213	213	-
Grants	17,835	17,835	-
Total expenditures	18,048	18,048	-
Excess (deficiency) of revenues over (under) expenditures	552	(1)	(553)
Other financing sources (uses):			
Total other financing sources (uses)	-	-	-
Net change in fund balance	552	(1)	(553)
Fund balance - beginning	1	1	-
Fund balance - ending	\$ 553	\$ -	\$ (553)

FRANKLIN COUNTY, OHIO

***Schedule of Revenues, Expenditures and Changes in
Fund Balance – Budget and Actual (Non-GAAP Budgetary Basis)
Nonmajor Special Revenue Funds
For the Year Ended December 31, 2012***

(Amounts in 000's)

Child Support Enforcement Fund

	Final Budget	Actual Amounts	Variance with Final Budget Positive (Negative)
Revenues:			
Fees and charges for services	\$ 3,011	\$ 3,016	\$ 5
Intergovernmental	14,488	13,809	(679)
Other	65	81	16
Total revenues	17,564	16,906	(658)
Expenditures:			
Current:			
Human services			
Child support enforcement agency			
Personal services	9,189	9,173	16
Fringe benefits	4,713	4,648	65
Materials and services	4,878	4,766	112
Capital outlays	13	-	13
Total expenditures	18,793	18,587	206
Excess (deficiency) of revenues over (under) expenditures	(1,229)	(1,681)	(452)
Other financing sources (uses):			
Transfers in	500	516	16
Advances in	500	500	-
Total other financing sources (uses)	1,000	1,016	16
Net change in fund balance	(229)	(665)	(436)
Fund balance - beginning	767	767	-
Fund balance - ending	\$ 538	\$ 102	\$ (436)

FRANKLIN COUNTY, OHIO

***Schedule of Revenues, Expenditures and Changes in
Fund Balance – Budget and Actual (Non-GAAP Budgetary Basis)
Nonmajor Special Revenue Funds
For the Year Ended December 31, 2012***

(Amounts in 000's)

Real Estate Assessment Fund			
	Final Budget	Actual Amounts	Variance with Final Budget Positive (Negative)
Revenues:			
Fees and charges for services	\$ 10,433	\$ 10,394	\$ (39)
Other	-	1	1
Total revenues	10,433	10,395	(38)
Expenditures:			
Current:			
General government			
Auditor - real estate assessment			
Personal services	4,798	4,781	17
Fringe benefits	2,006	1,938	68
Materials and services	7,009	6,631	378
Capital outlays	2,479	1,309	1,170
Total expenditures	16,292	14,659	1,633
Excess (deficiency) of revenues over (under) expenditures	(5,859)	(4,264)	1,595
Other financing sources (uses):			
Total other financing sources (uses)	-	-	-
Net change in fund balance	(5,859)	(4,264)	1,595
Fund balance - beginning	17,099	17,099	-
Fund balance - ending	\$ 11,240	\$ 12,835	\$ 1,595

FRANKLIN COUNTY, OHIO

***Schedule of Revenues, Expenditures and Changes in
Fund Balance – Budget and Actual (Non-GAAP Budgetary Basis)
Nonmajor Special Revenue Funds
For the Year Ended December 31, 2012***

(Amounts in 000's)

Convention Center Lease Fund

	Final Budget	Actual Amounts	Variance with Final Budget Positive (Negative)
Revenues:			
Other	\$ 7,010	\$ 7,010	\$ -
Total revenues	7,010	7,010	-
Expenditures:			
Current:			
General government			
Commissioners - convention center			
Materials and services	7,010	7,010	-
Total expenditures	7,010	7,010	-
Excess (deficiency) of revenues over (under) expenditures	-	-	-
Other financing sources (uses):			
Total other financing sources (uses)	-	-	-
Net change in fund balance	-	-	-
Fund balance - beginning	-	-	-
Fund balance - ending	\$ -	\$ -	\$ -

FRANKLIN COUNTY, OHIO

***Schedule of Revenues, Expenditures and Changes in
Fund Balance – Budget and Actual (Non-GAAP Budgetary Basis)
Nonmajor Special Revenue Funds
For the Year Ended December 31, 2012***

(Amounts in 000's)

Homeland Security and Justice Programs Fund

	Final Budget	Actual Amounts	Variance with Final Budget Positive (Negative)
Revenues:			
Intergovernmental	\$ 9,359	\$ 5,828	\$ (3,531)
Investment income	29	2	(27)
Total revenues	9,388	5,830	(3,558)
Expenditures:			
Current:			
Public safety			
Homeland security and justice programs			
Personal services	436	346	90
Fringe benefits	180	124	56
Materials and services	597	403	194
Grants	2,979	580	2,399
Total homeland security and justice	4,192	1,453	2,739
Homeland security and justice programs-A.R.R.A.			
Grants	406	37	369
Total public safety	4,598	1,490	3,108
Intergovernmental grants			
Homeland security and justice programs			
Intergovernmental grants	4,464	4,151	313
Total expenditures	9,062	5,641	3,421
Excess (deficiency) of revenues over (under) expenditures	326	189	(137)
Other financing sources (uses):			
Transfers in	911	245	(666)
Transfers out	(295)	-	295
Advances out	(32)	(32)	-
Total other financing sources (uses)	584	213	(371)
Net change in fund balance	910	402	(508)
Fund balance - beginning	2,756	2,756	-
Fund balance - ending	\$ 3,666	\$ 3,158	\$ (508)

FRANKLIN COUNTY, OHIO

***Schedule of Revenues, Expenditures and Changes in
Fund Balance – Budget and Actual (Non-GAAP Budgetary Basis)
Nonmajor Special Revenue Funds
For the Year Ended December 31, 2012***

(Amounts in 000's)

Economic Development and Planning Fund

	<u>Final Budget</u>	<u>Actual Amounts</u>	<u>Variance with Final Budget Positive (Negative)</u>
Revenues:			
Fees and charges for services	\$ 120	\$ 119	\$ (1)
Intergovernmental	<u>11,573</u>	<u>6,531</u>	<u>(5,042)</u>
Total revenues	11,693	6,650	(5,043)
Expenditures:			
Current:			
Community development			
Economic development and planning			
Personal services	206	153	53
Fringe benefits	95	58	37
Materials and services	164	104	60
Grants	<u>3,691</u>	<u>3,477</u>	<u>214</u>
Total economic development and planning	4,156	3,792	364
Community development A.R.R.A.			
Economic development and planning			
Personal services	50	50	-
Fringe benefits	21	21	-
Grants	<u>172</u>	<u>172</u>	<u>-</u>
Total community development A.R.R.A.	243	243	-
Total community development	4,399	4,035	364
Intergovernmental grants			
Community and economic development			
Intergovernmental grants	<u>2,705</u>	<u>2,705</u>	<u>-</u>
Total expenditures	<u>7,104</u>	<u>6,740</u>	<u>364</u>
Excess (deficiency) of revenues over (under) expenditures	4,589	(90)	(4,679)
Other financing sources (uses):			
Transfers in	300	60	(240)
Advances out	<u>(275)</u>	<u>(275)</u>	<u>-</u>
Total other financing sources (uses)	<u>25</u>	<u>(215)</u>	<u>(240)</u>
Net change in fund balance	4,614	(305)	(4,919)
Fund balance - beginning	<u>705</u>	<u>705</u>	<u>-</u>
Fund balance - ending	<u>\$ 5,319</u>	<u>\$ 400</u>	<u>\$ (4,919)</u>

FRANKLIN COUNTY, OHIO

***Schedule of Revenues, Expenditures and Changes in
Fund Balance – Budget and Actual (Non-GAAP Budgetary Basis)
Nonmajor Special Revenue Funds
For the Year Ended December 31, 2012***

(Amounts in 000's)

Dog and Kennel Fund

	Final Budget	Actual Amounts	Variance with Final Budget Positive (Negative)
Revenues:			
Licenses and permits	\$ 1,519	\$ 1,344	\$ (175)
Fees and charges for services	375	431	56
Fines and forfeitures	232	239	7
Other	62	27	(35)
Total revenues	2,188	2,041	(147)
Expenditures:			
Current:			
Public safety			
Animal control			
Personal services	2,116	2,097	19
Fringe benefits	1,106	1,081	25
Materials and services	967	892	75
Capital outlays	108	73	35
Total animal control	4,297	4,143	154
Auditor - dog & kennel			
Materials and services	167	132	35
Total expenditures	4,464	4,275	189
Excess (deficiency) of revenues over (under) expenditures	(2,276)	(2,234)	42
Other financing sources (uses):			
Transfers in	2,332	2,330	(2)
Advances in	75	75	-
Advances out	(280)	(280)	-
Proceeds from sale of capital assets	3	-	(3)
Total other financing sources (uses)	2,130	2,125	(5)
Net change in fund balance	(146)	(109)	37
Fund balance - beginning	352	352	-
Fund balance - ending	\$ 206	\$ 243	\$ 37

FRANKLIN COUNTY, OHIO

***Schedule of Revenues, Expenditures and Changes in
Fund Balance – Budget and Actual (Non-GAAP Budgetary Basis)
Nonmajor Special Revenue Funds
For the Year Ended December 31, 2012***

(Amounts in 000's)

Certificate of Title Administration Fund

	Final Budget	Actual Amounts	Variance with Final Budget Positive (Negative)
Revenues:			
Fees and charges for services	\$ 5,800	\$ 6,373	\$ 573
Other	1	8	7
Total revenues	5,801	6,381	580
Expenditures:			
Current:			
General government			
Clerk of courts - certificate of title administration			
Personal services	3,022	2,868	154
Fringe benefits	1,518	1,412	106
Materials and services	719	540	179
Capital outlays	60	45	15
Total expenditures	5,319	4,865	454
Excess (deficiency) of revenues over (under) expenditures	482	1,516	1,034
Other financing sources (uses):			
Total other financing sources (uses)	-	-	-
Net change in fund balance	482	1,516	1,034
Fund balance - beginning	4,888	4,888	-
Fund balance - ending	\$ 5,370	\$ 6,404	\$ 1,034

FRANKLIN COUNTY, OHIO

***Schedule of Revenues, Expenditures and Changes in
Fund Balance – Budget and Actual (Non-GAAP Budgetary Basis)
Nonmajor Special Revenue Funds
For the Year Ended December 31, 2012***

(Amounts in 000's)

Wireless Enhanced 9-1-1 Fund

	Final Budget	Actual Amounts	Variance with Final Budget Positive (Negative)
Revenues:			
Intergovernmental	\$ 3,089	\$ 2,910	\$ (179)
Total revenues	3,089	2,910	(179)
Expenditures:			
Current:			
Public Safety			
Wireless enhanced 9-1-1			
Materials and services	182	119	63
Total public safety	182	119	63
Intergovernmental grants			
Wireless enhanced 9-1-1			
Intergovernmental grants	6,394	6,030	364
Total expenditures	6,576	6,149	427
Excess (deficiency) of revenues over (under) expenditures	(3,487)	(3,239)	248
Other financing sources (uses):			
Transfers in	-	2	2
Total other financing sources (uses)	-	2	2
Net change in fund balance	(3,487)	(3,237)	250
Fund balance - beginning	5,283	5,283	-
Fund balance - ending	\$ 1,796	\$ 2,046	\$ 250

FRANKLIN COUNTY, OHIO

***Schedule of Revenues, Expenditures and Changes in
Fund Balance – Budget and Actual (Non-GAAP Budgetary Basis)
Nonmajor Special Revenue Funds
For the Year Ended December 31, 2012***

(Amounts in 000's)

Domestic and Juvenile Court Grants Fund

	Final Budget	Actual Amounts	Variance with Final Budget Positive (Negative)
Revenues:			
Intergovernmental	\$ 3,994	\$ 3,993	\$ (1)
Other	24	24	-
Total revenues	4,018	4,017	(1)
Expenditures:			
Current:			
Public safety			
Domestic and juvenile court - felony delinquent care and custody			
Personal services	879	848	31
Fringe benefits	424	393	31
Materials and services	2,826	2,388	438
Capital outlays	49	49	-
Total expenditures	4,178	3,678	500
Excess (deficiency) of revenues over (under) expenditures	(160)	339	499
Other financing sources (uses):			
Advances in	15	15	-
Advances out	(20)	(20)	-
Total other financing sources (uses)	(5)	(5)	-
Net change in fund balance	(165)	334	499
Fund balance - beginning	2,546	2,546	-
Fund balance - ending	\$ 2,381	\$ 2,880	\$ 499

FRANKLIN COUNTY, OHIO

***Schedule of Revenues, Expenditures and Changes in
Fund Balance – Budget and Actual (Non-GAAP Budgetary Basis)
Nonmajor Special Revenue Funds
For the Year Ended December 31, 2012***

(Amounts in 000's)

Adult Probation and Community Corrections Fund

	Final Budget	Actual Amounts	Variance with Final Budget Positive (Negative)
Revenues:			
Fees and charges for services	\$ 112	\$ 125	\$ 13
Intergovernmental	3,153	3,159	6
Total revenues	3,265	3,284	19
Expenditures:			
Current:			
Public safety			
Common pleas court			
Personal services	1,661	1,632	29
Fringe benefits	706	680	26
Materials and services	920	596	324
Capital outlays	26	26	-
Total expenditures	3,313	2,934	379
Excess (deficiency) of revenues over (under) expenditures	(48)	350	398
Other financing sources (uses):			
Total other financing sources (uses)	-	-	-
Net change in fund balance	(48)	350	398
Fund balance - beginning	1,342	1,342	-
Fund balance - ending	\$ 1,294	\$ 1,692	\$ 398

FRANKLIN COUNTY, OHIO

***Schedule of Revenues, Expenditures and Changes in
Fund Balance – Budget and Actual (Non-GAAP Budgetary Basis)
Nonmajor Special Revenue Funds
For the Year Ended December 31, 2012***

(Amounts in 000's)

Emergency Management Agency Fund

	<u>Final Budget</u>	<u>Actual Amounts</u>	<u>Variance with Final Budget Positive (Negative)</u>
Revenues:			
Fees and charges for services	\$ 942	\$ 960	\$ 18
Intergovernmental	2,315	1,997	(318)
Other	274	130	(144)
Total revenues	<u>3,531</u>	<u>3,087</u>	<u>(444)</u>
Expenditures:			
Current:			
Public safety			
EMA - emergency management			
Personal services	767	710	57
Fringe benefits	270	251	19
Materials and services	890	749	141
Grants	899	420	479
Total EMA - emergency management	<u>2,826</u>	<u>2,130</u>	<u>696</u>
EMA - warning			
Materials and services	212	100	112
Total public safety	<u>3,038</u>	<u>2,230</u>	<u>808</u>
Intergovernmental grants			
EMA - emergency management			
Intergovernmental grants	594	594	-
Total expenditures	<u>594</u>	<u>594</u>	<u>-</u>
Excess (deficiency) of revenues over (under) expenditures	(101)	263	364
Other financing sources (uses):			
Total other financing sources (uses)	<u>-</u>	<u>-</u>	<u>-</u>
Net change in fund balance	(101)	263	364
Fund balance - beginning	<u>1,175</u>	<u>1,175</u>	<u>-</u>
Fund balance - ending	<u>\$ 1,074</u>	<u>\$ 1,438</u>	<u>\$ 364</u>

FRANKLIN COUNTY, OHIO

***Schedule of Revenues, Expenditures and Changes in
Fund Balance – Budget and Actual (Non-GAAP Budgetary Basis)
Nonmajor Special Revenue Funds
For the Year Ended December 31, 2012***

(Amounts in 000's)

Recorder Equipment Fund

	Final Budget	Actual Amounts	Variance with Final Budget Positive (Negative)
Revenues:			
Fees and charges for services	\$ 528	\$ 546	\$ 18
Total revenues	528	546	18
Expenditures:			
Current:			
General government			
Recorder - equipment			
Personal services	110	110	-
Fringe benefits	45	45	-
Materials and services	258	219	39
Capital outlays	52	52	-
Total expenditures	465	426	39
Excess (deficiency) of revenues over (under) expenditures	63	120	57
Other financing sources (uses):			
Total other financing sources (uses)	-	-	-
Net change in fund balance	63	120	57
Fund balance - beginning	118	118	-
Fund balance - ending	\$ 181	\$ 238	\$ 57

FRANKLIN COUNTY, OHIO

***Schedule of Revenues, Expenditures and Changes in
Fund Balance – Budget and Actual (Non-GAAP Budgetary Basis)
Nonmajor Special Revenue Funds
For the Year Ended December 31, 2012***

(Amounts in 000's)

Other Special Revenue Funds

	Final Budget	Actual Amounts	Variance with Final Budget Positive (Negative)
Revenues:			
Licenses and permits	\$ 260	\$ 353	\$ 93
Fees and charges for services	7,028	9,292	2,264
Fines and forfeitures	907	871	(36)
Intergovernmental	1,160	986	(174)
Investment income	60	5	(55)
Other	72	138	66
Total revenues	9,487	11,645	2,158
Expenditures:			
Current:			
General government			
Personal services	1,306	1,285	21
Fringe benefits	525	504	21
Materials and services	1,421	1,231	190
Grants	50	50	-
Total general government	3,302	3,070	232
Judicial			
Personal services	1,855	1,749	106
Fringe benefits	722	615	107
Materials and services	2,619	1,593	1,026
Capital outlays	120	83	37
Total judicial	5,316	4,040	1,276
Public safety			
Personal services	1,294	1,239	55
Fringe benefits	503	479	24
Materials and services	2,442	1,974	468
Capital outlays	361	232	129
Grants	40	40	-
Total public safety	4,640	3,964	676
Health			
Grants	310	292	18
Total health	310	292	18

(Continued on next page)

FRANKLIN COUNTY, OHIO

***Schedule of Revenues, Expenditures and Changes in
Fund Balance – Budget and Actual (Non-GAAP Budgetary Basis)
Nonmajor Special Revenue Funds
For the Year Ended December 31, 2012***

(Amounts in 000's)

Other Special Revenue Funds			Variance with Final Budget Positive (Negative)
	<u>Final Budget</u>	<u>Actual Amounts</u>	<u></u>
Public works			
Personal services	183	151	32
Fringe benefits	53	51	2
Materials and services	1,326	1,190	136
Capital outlays	<u>90</u>	<u>49</u>	<u>41</u>
Total public works	1,652	1,441	211
Intergovernmental grants			
Intergovernmental grants	<u>45</u>	<u>45</u>	<u>-</u>
Total expenditures	<u>15,265</u>	<u>12,852</u>	<u>2,413</u>
Excess (deficiency) of revenues over (under) expenditures	(5,778)	(1,207)	4,571
Other financing sources (uses):			
Transfers in	1,448	1,435	(13)
Transfers out	(939)	(317)	622
Advances in	<u>12</u>	<u>12</u>	<u>-</u>
Total other financing sources (uses)	<u>521</u>	<u>1,130</u>	<u>609</u>
Net change in fund balance	(5,257)	(77)	5,180
Fund balance - beginning	<u>21,194</u>	<u>21,194</u>	<u>-</u>
Fund balance - ending	<u>\$ 15,937</u>	<u>\$ 21,117</u>	<u>\$ 5,180</u>

FRANKLIN COUNTY, OHIO

***Schedule of Revenues, Expenditures and Changes in
Fund Balance – Budget and Actual (Non-GAAP Budgetary Basis)
Nonmajor Debt Service Funds
For the Year Ended December 31, 2012***

(Amounts in 000's)

General Bond Retirement Fund

	Final Budget	Actual Amounts	Variance with Final Budget Positive (Negative)
Revenues:			
Other	\$ 2,434	\$ 2,433	\$ (1)
Total revenues	2,434	2,433	(1)
Expenditures:			
Debt service			
Commissioners - bond retirement			
Principal retirement	11,835	11,635	200
Interest charges	13,358	13,158	200
Total expenditures	25,193	24,793	400
Excess (deficiency) of revenues over (under) expenditures	(22,759)	(22,360)	399
Other financing sources (uses):			
Transfers in	22,359	22,359	-
Total other financing sources (uses)	22,359	22,359	-
Net change in fund balance	(400)	(1)	399
Fund balance - beginning	659	659	-
Fund balance - ending	\$ 259	\$ 658	\$ 399

FRANKLIN COUNTY, OHIO

***Schedule of Revenues, Expenditures and Changes in
Fund Balance – Budget and Actual (Non-GAAP Budgetary Basis)
Nonmajor Debt Service Funds
For the Year Ended December 31, 2012***

(Amounts in 000's)

Maryhaven Debt Service Fund

	Final Budget	Actual Amounts	Variance with Final Budget Positive (Negative)
Revenues:			
Other	\$ 357	\$ 357	\$ -
Total revenues	357	357	-
Expenditures:			
Debt service			
Commissioners - Maryhaven bonds			
Principal retirement	265	265	-
Interest charges	92	92	-
Total expenditures	357	357	-
Excess (deficiency) of revenues over (under) expenditures	-	-	-
Other financing sources (uses):			
Total other financing sources (uses)	-	-	-
Net change in fund balance	-	-	-
Fund balance - beginning	30	30	-
Fund balance - ending	\$ 30	\$ 30	\$ -

FRANKLIN COUNTY, OHIO

***Schedule of Revenues, Expenditures and Changes in
Fund Balance – Budget and Actual (Non-GAAP Budgetary Basis)
Nonmajor Debt Service Funds
For the Year Ended December 31, 2012***

(Amounts in 000's)

Stadium Debt Service Fund

	Final Budget	Actual Amounts	Variance with Final Budget Positive (Negative)
Revenues:			
Other	\$ 2,271	\$ 4,236	\$ 1,965
Total revenues	2,271	4,236	1,965
Expenditures:			
Debt service			
Commissioners -stadium debt service			
Principal retirement	12,700	12,700	-
Interest charges	1,570	1,570	-
Bond issuance costs	25	24	1
Total expenditures	14,295	14,294	1
Excess (deficiency) of revenues over (under) expenditures	(12,024)	(10,058)	1,966
Other financing sources (uses):			
Issuance of debt	12,000	10,000	(2,000)
Transfer in	-	92	92
Premium on issuance of debt	25	25	-
Total other financing sources (uses)	12,025	10,117	(1,908)
Net change in fund balance	1	59	58
Fund balance - beginning	351	351	-
Fund balance - ending	\$ 352	\$ 410	\$ 58

FRANKLIN COUNTY, OHIO

***Schedule of Revenues, Expenditures and Changes in
Fund Balance – Budget and Actual (Non-GAAP Budgetary Basis)
Nonmajor Capital Projects Funds
For the Year Ended December 31, 2012***

(Amounts in 000's)

New Building Construction Fund			
	Final Budget	Actual Amounts	Variance with Final Budget Positive (Negative)
Revenues:			
Other	\$ -	\$ 298	\$ 298
Total revenues	-	298	298
Expenditures:			
Capital outlays			
Public facilities management - new building			
Capital outlays	1,500	898	602
Total expenditures	1,500	898	602
Excess (deficiency) of revenues over (under) expenditures	(1,500)	(600)	900
Other financing sources (uses):			
Transfers out	(500)	(500)	-
Total other financing sources (uses)	(500)	(500)	-
Net change in fund balance	(2,000)	(1,100)	900
Fund balance - beginning	2,074	2,074	-
Fund balance - ending	\$ 74	\$ 974	\$ 900

FRANKLIN COUNTY, OHIO

***Schedule of Revenues, Expenditures and Changes in
Fund Balance – Budget and Actual (Non-GAAP Budgetary Basis)
Nonmajor Capital Projects Funds
For the Year Ended December 31, 2012***

(Amounts in 000's)

Animal Shelter Construction Fund

	<u>Final Budget</u>	<u>Actual Amounts</u>	<u>Variance with Final Budget Positive (Negative)</u>
Revenues:			
Other	\$ -	\$ 29	\$ 29
Total revenues	-	29	29
Expenditures:			
Capital outlays			
Public facilities management - animal shelter construction			
Capital outlays	860	622	238
Total expenditures	860	622	238
Excess (deficiency) of revenues over (under) expenditures	(860)	(593)	267
Other financing sources (uses):			
Transfers Out	(800)	(800)	-
Total other financing sources (uses)	(800)	(800)	-
Net change in fund balance	(1,660)	(1,393)	267
Fund balance - beginning	1,672	1,672	-
Fund balance - ending	<u>\$ 12</u>	<u>\$ 279</u>	<u>\$ 267</u>

FRANKLIN COUNTY, OHIO

***Schedule of Revenues, Expenditures and Changes in
Fund Balance – Budget and Actual (Non-GAAP Budgetary Basis)
Nonmajor Capital Projects Funds
For the Year Ended December 31, 2012***

(Amounts in 000's)

Vets Memorial Projects Fund			
	Final Budget	Actual Amounts	Variance with Final Budget Positive (Negative)
Revenues:			
Total revenues	\$ -	\$ -	\$ -
Expenditures:			
Capital outlays			
Public facilities management - Vets Memorial projects			
Capital outlays	2,848	2,445	403
Total expenditures	2,848	2,445	403
Excess (deficiency) of revenues over (under) expenditures	(2,848)	(2,445)	403
Other financing sources (uses):			
Advances in	1,500	1,500	-
Total other financing sources (uses)	1,500	1,500	-
Net change in fund balance	(1,348)	(945)	403
Fund balance - beginning	1,348	1,348	-
Fund balance - ending	\$ -	\$ 403	\$ 403

FRANKLIN COUNTY, OHIO

***Schedule of Revenues, Expenditures and Changes in
Fund Balance – Budget and Actual (Non-GAAP Budgetary Basis)
Nonmajor Capital Projects Funds
For the Year Ended December 31, 2012***

(Amounts in 000's)

Clean Ohio Grant Fund

	<u>Final Budget</u>	<u>Actual Amounts</u>	Variance with Final Budget Positive (Negative)
Revenues:			
Intergovernmental	\$ 250	\$ -	\$ (250)
Total revenues	<u>250</u>	<u>-</u>	<u>(250)</u>
Expenditures:			
Total expenditures	<u>-</u>	<u>-</u>	<u>-</u>
Excess (deficiency) of revenues over (under) expenditures	250	-	(250)
Other financing sources (uses):			
Total other financing sources (uses)	<u>-</u>	<u>-</u>	<u>-</u>
Net change in fund balance	250	-	(250)
Fund balance - beginning	<u>-</u>	<u>-</u>	<u>-</u>
Fund balance - ending	<u>\$ 250</u>	<u>\$ -</u>	<u>\$ (250)</u>

FRANKLIN COUNTY, OHIO

***Schedule of Revenues, Expenditures and Changes in
Fund Balance – Budget and Actual (Non-GAAP Budgetary Basis)
Nonmajor Capital Projects Funds
For the Year Ended December 31, 2012***

(Amounts in 000's)

	<u>Final Budget</u>	<u>Actual Amounts</u>	Variance with Final Budget Positive (Negative)
Revenues:			
Total revenues	\$ -	\$ -	\$ -
Expenditures:			
Capital outlays			
E-filing			
Capital outlays	<u>607</u>	<u>474</u>	<u>133</u>
Total expenditures	<u>607</u>	<u>474</u>	<u>133</u>
Excess (deficiency) of revenues over (under) expenditures	(607)	(474)	133
Other financing sources (uses):			
Transfers in	<u>934</u>	<u>290</u>	<u>(644)</u>
Total other financing sources (uses)	<u>934</u>	<u>290</u>	<u>(644)</u>
Net change in fund balance	327	(184)	(511)
Fund balance - beginning	<u>317</u>	<u>317</u>	<u>-</u>
Fund balance - ending	<u>\$ 644</u>	<u>\$ 133</u>	<u>\$ (511)</u>

FRANKLIN COUNTY, OHIO

***Schedule of Revenues, Expenditures and Changes in
Fund Balance – Budget and Actual (Non-GAAP Budgetary Basis)
Nonmajor Capital Projects Funds
For the Year Ended December 31, 2012***

(Amounts in 000's)

Stadium Construction Fund

	Final Budget	Actual Amounts	Variance with Final Budget Positive (Negative)
Revenues:			
Total revenues	\$ -	\$ -	\$ -
Expenditures:			
Capital outlays			
Public facilities management - stadium construction			
Capital outlays	33	33	-
Total expenditures	33	33	-
Excess (deficiency) of revenues over (under) expenditures	(33)	(33)	-
Other financing sources (uses):			
Transfers out	(92)	(92)	-
Advances out	(3,300)	(3,300)	-
Proceeds from sale of capital assets	3,425	3,425	-
Total other financing sources (uses)	33	33	-
Net change in fund balance	-	-	-
Fund balance - beginning	-	-	-
Fund balance - ending	\$ -	\$ -	\$ -

FRANKLIN COUNTY, OHIO

***Schedule of Revenues, Expenditures and Changes in
Fund Balance – Budget and Actual (Non-GAAP Budgetary Basis)
Nonmajor Capital Projects Funds
For the Year Ended December 31, 2012***

(Amounts in 000's)

Hall of Justice Improvements Fund

	Final Budget	Actual Amounts	Variance with Final Budget Positive (Negative)
Revenues:			
Other	\$ -	\$ 2	\$ 2
Total revenues	-	2	2
Expenditures:			
Capital outlays			
Public facilities management - hall of justice			
Capital outlays	7,911	7,632	279
Total expenditures	7,911	7,632	279
Excess (deficiency) of revenues over (under) expenditures	(7,911)	(7,630)	281
Other financing sources (uses):			
Transfers in	2,695	-	(2,695)
Advances in	805	805	-
Total other financing sources (uses)	3,500	805	(2,695)
Net change in fund balance	(4,411)	(6,825)	(2,414)
Fund balance - beginning	7,104	7,104	-
Fund balance - ending	\$ 2,693	\$ 279	\$ (2,414)

FRANKLIN COUNTY, OHIO

***Schedule of Revenues, Expenditures and Changes in
Fund Balance – Budget and Actual (Non-GAAP Budgetary Basis)
Nonmajor Capital Projects Funds
For the Year Ended December 31, 2012***

(Amounts in 000's)

Road Projects - 2010 Bonds Fund

	Final Budget	Actual Amounts	Variance with Final Budget Positive (Negative)
Revenues:			
Total revenues	\$ -	\$ -	\$ -
Expenditures:			
Capital outlays			
Engineer - projects - 2010 bonds			
Capital outlays	2,235	1,917	318
Total expenditures	2,235	1,917	318
Excess (deficiency) of revenues over (under) expenditures	(2,235)	(1,917)	318
Other financing sources (uses):			
Total other financing sources (uses)	-	-	-
Net change in fund balance	(2,235)	(1,917)	318
Fund balance - beginning	2,445	2,445	-
Fund balance - ending	\$ 210	\$ 528	\$ 318

FRANKLIN COUNTY, OHIO

***Schedule of Revenues, Expenditures and Changes in
Fund Balance – Budget and Actual (Non-GAAP Budgetary Basis)
Nonmajor Capital Projects Funds
For the Year Ended December 31, 2012***

(Amounts in 000's)

Whim's Ditch Fund

	Final Budget	Actual Amounts	Variance with Final Budget Positive (Negative)
Revenues:			
Intergovernmental	\$ 2,882	\$ 1,254	\$ (1,628)
Total revenues	2,882	1,254	(1,628)
Expenditures:			
Capital outlays			
Engineer - projects			
Capital outlays	1,003	384	619
Total expenditures	1,003	384	619
Excess (deficiency) of revenues over (under) expenditures	1,879	870	(1,009)
Other financing sources (uses):			
Advances out	(1,477)	(1,477)	-
Total other financing sources (uses)	(1,477)	(1,477)	-
Net change in fund balance	402	(607)	(1,009)
Fund balance - beginning	1,258	1,258	-
Fund balance - ending	\$ 1,660	\$ 651	\$ (1,009)

FRANKLIN COUNTY, OHIO

***Schedule of Revenues, Expenditures and Changes in
Fund Balance – Budget and Actual (Non-GAAP Budgetary Basis)
Nonmajor Capital Projects Funds
For the Year Ended December 31, 2012***

(Amounts in 000's)

Children Services Building Purchase Fund

	Final Budget	Actual Amounts	Variance with Final Budget Positive (Negative)
Revenues:			
Total revenues	\$ -	\$ -	\$ -
Expenditures:			
Capital outlays			
Public facilities management - new building			
Capital outlays	2,560	2,333	227
Total expenditures	2,560	2,333	227
Excess (deficiency) of revenues over (under) expenditures	(2,560)	(2,333)	227
Other financing sources (uses):			
Transfers in	17,125	17,125	-
Total other financing sources (uses)	17,125	17,125	-
Net change in fund balance	14,565	14,792	227
Fund balance - beginning	-	-	-
Fund balance - ending	\$ 14,565	\$ 14,792	\$ 227

FRANKLIN COUNTY, OHIO

***Schedule of Revenues, Expenditures and Changes in
Fund Balance – Budget and Actual (Non-GAAP Budgetary Basis)
Nonmajor Capital Projects Funds
For the Year Ended December 31, 2012***

(Amounts in 000's)

Other Capital Projects Funds			
	<u>Final Budget</u>	<u>Actual Amounts</u>	<u>Variance with Final Budget Positive (Negative)</u>
Revenues:			
Total revenues	\$ -	\$ -	\$ -
Expenditures:			
Capital outlays			
Public facilities management- other capital projects			
Capital outlays	<u>660</u>	<u>127</u>	<u>533</u>
Total expenditures	<u>660</u>	<u>127</u>	<u>533</u>
Excess (deficiency) of revenues over (under) expenditures	(660)	(127)	533
Other financing sources (uses):			
Total other financing sources (uses)	<u>-</u>	<u>-</u>	<u>-</u>
Net change in fund balance	(660)	(127)	533
Fund balance - beginning	<u>1,112</u>	<u>1,112</u>	<u>-</u>
Fund balance - ending	<u>\$ 452</u>	<u>\$ 985</u>	<u>\$ 533</u>

Enterprise Funds

Enterprise funds are used to account for operations that are financed and operated in a manner similar to a private business enterprise. The County intends that the cost of providing services to the general public on a continuing basis be financed or recovered primarily through user charges. Following are descriptions of the enterprise funds:

Water and Sewer – This fund accounts for the provision of water and sewer services to a relatively small area of the County not serviced by other local water and sewer operations. All activities necessary to provide such services are accounted for in this fund.

Parking Facilities – This fund accounts for the fees and operations of the County-owned parking facilities. The facilities serve both County employees and the general public.

Since the Statement of Net Position, the Statement of Revenues, Expenses and Changes in Net Assets and the Statement of Cash Flows for each of the enterprise funds are presented in the basic financial statements, they are not repeated in this section.

FRANKLIN COUNTY, OHIO

**Schedule of Revenues, Expenditures and Changes in
Fund Balance – Budget and Actual (Non-GAAP Budgetary Basis)
Major Enterprise Funds
December 31, 2012**

(Amounts in 000's)

Water and Sewer Fund

	<u>Final Budget</u>	<u>Actual Amounts</u>	Variance with Final Budget Positive (Negative)
Operating revenues:			
Fees and charges for services	\$ 6,768	\$ 6,851	\$ 83
Other	400	326	(74)
Total operating revenues	<u>7,168</u>	<u>7,177</u>	<u>9</u>
Operating expenses:			
Personal services	928	850	78
Fringe benefits	400	327	73
Materials and services	4,811	4,430	381
Capital outlays	4,348	3,858	490
Total operating expenses	<u>10,487</u>	<u>9,465</u>	<u>1,022</u>
Operating income (loss)	(3,319)	(2,288)	1,031
Nonoperating revenues (expenses):			
Intergovernmental	19	19	-
Issuance of debt	4,807	28	(4,779)
Debt service:			
Principal retirement	(661)	(657)	4
Interest charges	(165)	(160)	5
Total debt service	<u>(826)</u>	<u>(817)</u>	<u>9</u>
Total nonoperating revenues (expenses)	<u>4,000</u>	<u>(770)</u>	<u>(4,770)</u>
Income (loss) before operating transfers and advances	681	(3,058)	(3,739)
Transfers in	100	-	(100)
Transfers out	(68)	(53)	15
Total transfers and advances	<u>32</u>	<u>(53)</u>	<u>(85)</u>
Net change in fund equity	713	(3,111)	(3,824)
Fund equity - beginning	<u>4,699</u>	<u>4,699</u>	<u>-</u>
Fund equity - ending	<u>\$ 5,412</u>	<u>\$ 1,588</u>	<u>\$ (3,824)</u>

FRANKLIN COUNTY, OHIO

**Schedule of Revenues, Expenditures and Changes in
Fund Balance – Budget and Actual (Non-GAAP Budgetary Basis)
Major Enterprise Funds
December 31, 2012**

(Amounts in 000's)

Parking Facilities Enterprise Fund

	Final Budget	Actual Amounts	Variance with Final Budget Positive (Negative)
Operating revenues:			
Fees and charges for services	\$ 2,655	\$ 2,403	\$ (252)
Other	-	23	23
Total operating revenues	<u>2,655</u>	<u>2,426</u>	<u>(229)</u>
Operating expenses:			
Personal services	327	308	19
Fringe benefits	193	189	4
Materials and services	2,210	1,840	370
Capital outlays	9	-	9
Total operating expenses	<u>2,739</u>	<u>2,337</u>	<u>402</u>
Operating income (loss)	(84)	89	173
Nonoperating revenues (expenses):			
Total nonoperating revenues (expenses)	<u>-</u>	<u>-</u>	<u>-</u>
Net change in fund equity	(84)	89	173
Fund equity - beginning	<u>3,032</u>	<u>3,032</u>	<u>-</u>
Fund equity - ending	<u>\$ 2,948</u>	<u>\$ 3,121</u>	<u>\$ 173</u>

Internal Service Funds

The internal service funds report activities provided to the departments and agencies on a cost-reimbursement basis. The County has two internal service funds:

Employee Benefits – This fund accounts for the provision of medical, dental, optical, prescription, life and mental health insurance to departments and agencies.

Telecommunications – This fund accounts for the provision of telecommunication services, primarily voicemail.

FRANKLIN COUNTY, OHIO

***Combining Statement of Net Position
Internal Service Funds
December 31, 2012***

(Amounts in 000's)

	Employee Benefits	Telecommu- nications	Total
Assets:			
Current assets:			
Equity with County Treasurer	\$ 16,432	\$ 306	\$ 16,738
Accounts receivable	15	14	29
Due from other funds	-	13	13
Prepaid items	430	-	430
Total current assets	16,877	333	17,210
Noncurrent assets:			
Capital assets, net of accumulated depreciation:			
Depreciable	-	563	563
Total noncurrent assets	-	563	563
Total assets	16,877	896	17,773
Liabilities:			
Current liabilities:			
Accrued wages	21	1	22
Accounts payable	6,719	2	6,721
Due to other funds	3	-	3
Total current liabilities	6,743	3	6,746
Noncurrent liabilities:			
Advances from other funds	-	400	400
Compensated absences payable	34	-	34
Total noncurrent liabilities	34	400	434
Total liabilities	6,777	403	7,180
Net position:			
Investment in capital assets	-	563	563
Unrestricted	10,100	(70)	10,030
Total net position	10,100	493	10,593

FRANKLIN COUNTY, OHIO

***Combining Statement of Revenues, Expenses and Changes in Net Position
Internal Service Funds
For the Year Ended December 31, 2012***

(Amounts in 000's)

	<u>Employee Benefits</u>	<u>Telecommunications</u>	<u>Total</u>
Operating revenues:			
Fees and charges for services	\$ 87,060	\$ 309	\$ 87,369
Other	157	-	157
Total operating revenues	<u>87,217</u>	<u>309</u>	<u>87,526</u>
Operating expenses:			
Personal services	886	1	887
Cost of sales and services	85,507	83	85,590
Depreciation	-	52	52
Total operating expenses	<u>86,393</u>	<u>136</u>	<u>86,529</u>
Operating income	824	173	997
Nonoperating revenues (expenses):			
Intergovernmental revenue	<u>1</u>	<u>-</u>	<u>1</u>
Total nonoperating revenues (expenses)	<u>1</u>	<u>-</u>	<u>1</u>
Change in net position	825	173	998
Net position - beginning	9,275	320	9,595
Net position - ending	<u>\$ 10,100</u>	<u>\$ 493</u>	<u>\$ 10,593</u>

FRANKLIN COUNTY, OHIO

***Combining Statement of Cash Flows
Internal Service Funds
For the Year Ended December 31, 2012***

(Amounts in 000's)

	<u>Employee Benefits</u>	<u>Telecom- munications</u>	<u>Total</u>
Cash flows from operating activities:			
Cash collections from customers	\$ 87,217	\$ 298	\$ 87,515
Cash payments to suppliers	(85,798)	(92)	(85,890)
Cash payments for salaries	<u>(881)</u>	<u>-</u>	<u>(881)</u>
Net cash provided by operating activities	538	206	744
Cash flows from noncapital financing activities:			
Subsidy from federal grant	4	-	4
Cash flows from capital and related financing activities:			
Construction and acquisition of capital assets	<u>-</u>	<u>(557)</u>	<u>(557)</u>
Increase (decrease) in cash for the year	542	(351)	191
Cash and cash equivalents - beginning	<u>15,890</u>	<u>657</u>	<u>16,547</u>
Cash and cash equivalents - ending	<u>\$ 16,432</u>	<u>\$ 306</u>	<u>16,738</u>
Reconciliation of operating income (loss) to net cash provided by (used in) operating activities:			
Operating income	\$ 824	\$ 173	\$ 997
Adjustments to reconcile operating income to net cash provided by operating activities:			
Depreciation	-	52	52
Changes in operating assets and liabilities:			
(Increase) decrease in:			
Accounts receivable	(4)	(12)	(16)
Due from other funds	-	3	3
Due from other governments	4	-	4
Prepaid items	(56)	-	(56)
Increase (decrease) in:			
Accrued wages	2	1	3
Accounts payable	(238)	(9)	(247)
Due to other funds	3	-	3
Unavailable revenue	-	(2)	(2)
Compensated absences	<u>3</u>	<u>-</u>	<u>3</u>
Net cash provided by operating activities	<u>\$ 538</u>	<u>\$ 206</u>	<u>\$ 744</u>

FRANKLIN COUNTY, OHIO

**Schedule of Revenues, Expenditures and Changes in
Fund Balance – Budget and Actual (Non-GAAP Budgetary Basis)
Internal Service Funds
For the Year Ended December 31, 2012**

(Amounts in 000's)

	Final Budget	Actual Amounts	Variance with Final Budget Positive (Negative)
Employee Benefits Fund			
Operating revenues:			
Fees and charges for services	\$ 94,204	\$ 87,060	\$ (7,144)
Other	186	157	(29)
Total operating revenues	<u>94,390</u>	<u>87,217</u>	<u>(7,173)</u>
Operating expenses:			
Personal services	677	605	72
Fringe benefits	328	276	52
Materials and services	93,301	85,798	7,503
Total operating expenses	<u>94,306</u>	<u>86,679</u>	<u>7,627</u>
Operating income (loss)	84	538	454
Nonoperating revenues (expenses):			
Intergovernmental	-	4	4
Total nonoperating revenues (expenses)	<u>-</u>	<u>4</u>	<u>4</u>
Net change in fund equity	84	542	458
Fund equity - beginning	<u>15,890</u>	<u>15,890</u>	-
Fund equity - ending	<u>\$ 15,974</u>	<u>\$ 16,432</u>	<u>\$ 458</u>

FRANKLIN COUNTY, OHIO

**Schedule of Revenues, Expenditures and Changes in
Fund Balance – Budget and Actual (Non-GAAP Budgetary Basis)
Internal Service Funds
For the Year Ended December 31, 2012**

(Amounts in 000's)

Telecommunications Fund

	<u>Final Budget</u>	<u>Actual Amounts</u>	Variance with Final Budget Positive (Negative)
Operating revenues:			
Fees and charges for services	\$ 265	\$ 298	\$ 33
Total operating revenues	<u>265</u>	<u>298</u>	<u>33</u>
Operating expenses:			
Materials and services	99	88	11
Capital outlays	637	561	76
Total operating expenses	<u>736</u>	<u>649</u>	<u>87</u>
Operating income (loss)	(471)	(351)	120
Nonoperating revenues (expenses):			
Total nonoperating revenues (expenses)	<u>-</u>	<u>-</u>	<u>-</u>
Net change in fund equity	(471)	(351)	120
Fund equity - beginning	<u>657</u>	<u>657</u>	<u>-</u>
Fund equity - ending	<u>\$ 186</u>	<u>\$ 306</u>	<u>\$ 120</u>

Fiduciary Funds

Agency Funds

Agency funds are used to account for assets held by the County as an agent for individuals, private organizations, other governments, or other funds. A description of the agency funds follows:

Undivided Taxes – This fund includes the collection and distribution of property, motor vehicle, and estate taxes.

Payroll and Benefit Revolving – This fund accounts for the collection and distribution of the employer and employee shares of all payroll taxes and other withholdings.

Other Agency Funds – These funds account for the collection and distribution of local government taxes levied and collected by the State of Ohio. Also included are the collection and distribution of moneys held by County agencies in outside bank accounts, moneys held outside of the County treasury by the courts, and all funds that are not part of the County's reporting entity, but for whom the County serves as fiscal agent.

FRANKLIN COUNTY, OHIO

**Combining Statement of Changes in Assets and Liabilities
Agency Funds
For the Year Ended December 31, 2012**

(Amounts in 000's)

	Beginning Balance	Additions	Deductions	Ending Balance
Undivided taxes				
Assets:				
Equity with County Treasurer	\$ 122,121	\$ 2,260,583	\$ 2,287,390	\$ 95,314
Cash in segregated accounts	4,694	39,755	40,705	3,744
Property taxes receivable, net	1,701,489	1,770,193	1,701,489	1,770,193
Total assets	\$ 1,828,304	\$ 4,070,531	\$ 4,029,584	\$ 1,869,251
Liabilities:				
Undistributed assets	\$ 1,828,304	\$ 4,032,423	\$ 3,991,567	\$ 1,869,160
Deposits held and due to others	-	38,108	38,017	91
Total liabilities	\$ 1,828,304	\$ 4,070,531	\$ 4,029,584	\$ 1,869,251
Payroll and benefit revolving fund				
Assets:				
Equity with County Treasurer	\$ 8,730	\$ 387,107	\$ 389,728	\$ 6,109
Liabilities:				
Deposits held and due to others	\$ 8,730	\$ 387,107	\$ 389,728	\$ 6,109
Other agency funds				
Assets:				
Equity with County Treasurer	\$ 39,013	\$ 177,398	\$ 179,368	\$ 37,043
Cash in segregated accounts	24,984	225,222	223,492	26,714
Total assets	\$ 63,997	\$ 402,620	\$ 402,860	\$ 63,757
Liabilities:				
Deposits held and due to others	63,997	402,620	402,860	63,757
Total liabilities	\$ 63,997	\$ 402,620	\$ 402,860	\$ 63,757
Total all agency funds				
Assets:				
Equity with County Treasurer	\$ 169,864	\$ 2,825,088	\$ 2,856,486	\$ 138,466
Cash in segregated accounts	29,678	264,977	264,197	30,458
Property taxes receivable, net	1,701,489	1,770,193	1,701,489	1,770,193
Total assets	\$ 1,901,031	\$ 4,860,258	\$ 4,822,172	\$ 1,939,117
Liabilities:				
Undistributed assets	\$ 1,828,304	\$ 4,032,423	\$ 3,991,567	\$ 1,869,160
Deposits held and due to others	72,727	827,835	830,605	69,957
Total liabilities	\$ 1,901,031	\$ 4,860,258	\$ 4,822,172	\$ 1,939,117

Component Units

Component units are legally separate organizations for which the County is financially accountable.

ARC Industries, Incorporated, of Franklin County, Ohio (ARC Industries) – ARC Industries is a sheltered, not-for-profit workshop that enters into contracts with the business community to provide workers for various manufacturing and service industry jobs.

Veterans Memorial Hall – Veterans Memorial Hall was built to commemorate the services of all members and veterans of the United States armed forces and to provide a center for veterans’ meetings and programs.

Franklin County Stadium, Inc. and Columbus Baseball Team, Inc. (Stadium and Team) – These two interrelated nonprofit corporations were organized under ORC Chapter 1702 to provide entertainment and recreation in the stadium for the benefit and general welfare of the County.

FRANKLIN COUNTY, OHIO

***Combining Statement of Net Position
Discretely Presented Component Units
December 31, 2012***

(Amounts in 000's)

	ARC Industries	Veterans Memorial Hall	Stadium and Team	Total
Assets:				
Cash, cash equivalents and investments in segregated accounts	\$ 7,287	\$ 178	\$ 2,817	\$ 10,282
Accounts receivable	1,028	119	16	1,163
Due from primary government	75	-	-	75
Inventories	56	-	173	229
Prepaid items	53	39	17,544	17,636
Depreciable capital assets	970	189	1,869	3,028
Total assets	9,469	525	22,419	32,413
Liabilities:				
Accrued wages	533	23	-	556
Accounts payable and other current liabilities	104	100	47	251
Due to primary government	-	266	-	266
Unearned revenue	-	111	1,074	1,185
Long term liabilities:				
Due within one year	-	31	1,976	2,007
Due in more than one year	-	172	9,384	9,556
Total liabilities	637	703	12,481	13,821
Net Position:				
Investment in capital assets	970	189	1,869	3,028
Restricted for other purposes	11	-	-	11
Unrestricted (deficit)	7,851	(367)	8,069	15,553
Total net position	\$ 8,832	\$ (178)	\$ 9,938	\$ 18,592

FRANKLIN COUNTY, OHIO

**Combining Statement of Activities
Discretely Presented Component Units
For the Year Ended December 31, 2012**

(Amounts in 000's)

	<u>Program Revenues</u>			<u>Net (Expense) Revenue and Changes in Net Position</u>			
	<u>Expenses</u>	<u>Charges for Services</u>	<u>Operating Grants and Contributions</u>	<u>ARC Industries</u>	<u>Veterans Memorial Hall</u>	<u>Stadium and Team</u>	<u>Total</u>
Component units:							
ARC Industries:							
Health	\$ 8,373	\$ 6,834	\$ 1,696	\$ 157	\$ -	\$ -	\$ 157
Veterans Memorial Hall:							
Conservation and recreation	2,629	2,799	-	-	170	-	170
Stadium and Team:							
Conservation and recreation	<u>10,227</u>	<u>11,720</u>	<u>-</u>	<u>-</u>	<u>-</u>	<u>1,493</u>	<u>1,493</u>
Total component units	<u>\$ 21,229</u>	<u>\$ 21,353</u>	<u>\$ 1,696</u>	157	170	1,493	1,820
General revenues:							
Unrestricted investment gains				<u>345</u>	<u>-</u>	<u>117</u>	<u>462</u>
Total general revenues				<u>345</u>	<u>-</u>	<u>117</u>	<u>462</u>
Change in net position				502	170	1,610	2,282
Net position - beginning				<u>8,330</u>	<u>(348)</u>	<u>8,328</u>	<u>16,310</u>
Net position - ending				<u>\$ 8,832</u>	<u>\$ (178)</u>	<u>\$ 9,938</u>	<u>\$ 18,592</u>



FRANKLIN COUNTY, OHIO

Statistical Section

This part of the County's comprehensive annual financial report presents detailed information as a context for understanding what the information in the financial statements, note disclosures, and required supplementary information says about the County's overall financial health.

<i>Contents</i>	<i>Tables</i>
<i>Financial Trends</i> These schedules contain trend information to help the reader understand how the County's financial position has changed over time.	1 - 4
<i>Revenue Capacity</i> These schedules contain information to help the reader understand and assess the factors' effect on the County's ability to generate its most significant local revenue sources, the property tax and the sales tax.	5 - 13
<i>Debt Capacity</i> These schedules present information to help the reader assess the affordability of the County's current levels of outstanding debt and the County's ability to issue additional debt in the future.	14 - 19
<i>Economic and Demographic Information</i> These schedules offer economic and demographic indicators to help the reader understand the environment within which the County's financial activities take place and to provide information that facilitates comparisons of financial information over time and among governments.	20 - 21
<i>Operating Information</i> These schedules contain service and infrastructure data to help the reader understand how the information in the County's financial report relates to the services the County provides and the activities it performs.	22 - 23
<i>Compliance Information</i> This schedule provides the continuing disclosures required by Securities and Exchange Commission Rule 15c2-12.	24

Sources: Unless otherwise noted, the information in these schedules is derived from the comprehensive annual financial reports for the relevant year. The County implemented GASB Statement 44 in 2005, and GASB Statement 54 in 2011; related schedules present information beginning in the year of implementation.

FRANKLIN COUNTY, OHIO



FRANKLIN COUNTY, OHIO

Net Position by Component
(Accrual Basis of Accounting)
Last Ten Years
(Amounts in 000's)

Table 1

	2003	2004	2005	2006	2007	2008	2009	2010	2011	2012
Governmental activities:										
Net investment in capital assets	\$ 308,191	\$ 305,033	\$ 308,863	\$ 346,360	\$ 304,589	\$ 320,422	\$ 338,311	\$ 359,240	\$ 371,504	\$ 400,608
Restricted	340,080	311,997	343,785	372,210	450,568	459,608	485,882	575,604	601,905	598,881
Unrestricted	120,336	98,002	119,627	194,269	306,776	313,722	281,279	257,534	240,291	230,103
Total governmental activities net position	<u>\$ 768,607</u>	<u>\$ 715,032</u>	<u>\$ 772,275</u>	<u>\$ 912,839</u>	<u>\$ 1,061,933</u>	<u>\$ 1,093,752</u>	<u>\$ 1,105,472</u>	<u>\$ 1,192,378</u>	<u>\$ 1,213,700</u>	<u>\$ 1,229,592</u>
Business-type activities:										
Net investment in capital assets	\$ 9,626	\$ 14,712	\$ 16,520	\$ 18,674	\$ 19,349	\$ 20,310	\$ 22,049	\$ 25,961	\$ 23,112	\$ 25,809
Unrestricted	5,067	6,033	5,578	5,961	5,357	5,730	5,320	3,258	7,000	5,257
Total business-type activities net position	<u>\$ 14,693</u>	<u>\$ 20,745</u>	<u>\$ 22,098</u>	<u>\$ 24,635</u>	<u>\$ 24,706</u>	<u>\$ 26,040</u>	<u>\$ 27,369</u>	<u>\$ 29,219</u>	<u>\$ 30,112</u>	<u>\$ 31,066</u>
Primary government:										
Net investment in capital assets	\$ 317,817	\$ 319,745	\$ 325,383	\$ 365,034	\$ 323,938	\$ 340,732	\$ 360,360	\$ 385,201	\$ 394,616	\$ 426,417
Restricted	340,080	311,997	343,785	372,210	450,568	459,608	485,882	575,604	601,905	598,881
Unrestricted	125,403	104,035	125,205	200,230	312,133	319,452	286,599	260,792	247,291	235,360
Total primary government net position	<u>\$ 783,300</u>	<u>\$ 735,777</u>	<u>\$ 794,373</u>	<u>\$ 937,474</u>	<u>\$ 1,086,639</u>	<u>\$ 1,119,792</u>	<u>\$ 1,132,841</u>	<u>\$ 1,221,597</u>	<u>\$ 1,243,812</u>	<u>\$ 1,260,658</u>

Note: Fiscal years 2003 - 2005 reflect reclassifications and/or restatements.

FRANKLIN COUNTY, OHIO
Changes in Net Position
(Accrual Basis of Accounting)
Last Ten Years
(Amounts in 000's)

Table 2

	2003 ¹	2004 ¹	2005 ¹	2006 ¹	2007 ^{1,2}	2008 ¹	2009 ¹	2010	2011	2012
Expenses:										
Governmental activities:										
General government ²	\$ 87,918	\$ 97,951	\$ 89,376	\$ 99,566	\$ 123,389	\$ 122,288	\$ 115,650	\$ 119,360	\$ 114,514	\$ 113,596
Judicial	63,326	63,848	64,428	65,470	66,493	69,418	72,313	72,112	73,641	69,273
Public safety	110,265	115,335	125,185	119,756	131,384	133,455	143,576	142,036	142,092	143,605
Human services	324,388	312,037	317,211	344,807	369,831	395,904	381,133	306,335	283,898	278,076
Health	251,971	308,096	291,569	304,339	305,114	339,858	352,419	358,987	325,615	285,762
Public works	27,067	41,027	41,313	33,679	45,070	36,299	37,853	37,187	50,278	40,191
Conservation and recreation	14,250	14,445	14,505	20,757	20,537	20,492	20,415	20,676	19,198	19,044
Community development	6,645	7,668	7,834	3,694	5,299	5,220	9,257	8,539	9,334	10,446
Interest and fiscal charges	8,091	6,383	5,553	6,845	9,697	13,448	13,327	13,791	14,708	14,934
Total government activities expenses	<u>893,921</u>	<u>966,790</u>	<u>956,974</u>	<u>998,913</u>	<u>1,076,814</u>	<u>1,136,382</u>	<u>1,145,943</u>	<u>1,079,023</u>	<u>1,033,278</u>	<u>974,927</u>
Business-type activities:										
Water and sewer	4,620	4,434	4,541	4,808	5,890	5,229	5,053	6,954	6,743	6,732
Parking facilities	1,733	1,670	1,891	1,990	2,043	2,062	1,974	1,813	1,828	2,671
Total business-type activities expenses	<u>6,353</u>	<u>6,104</u>	<u>6,432</u>	<u>6,798</u>	<u>7,933</u>	<u>7,291</u>	<u>7,027</u>	<u>8,767</u>	<u>8,571</u>	<u>9,403</u>
Total primary government expenses	<u>\$ 900,274</u>	<u>\$ 972,894</u>	<u>\$ 963,406</u>	<u>\$ 1,005,711</u>	<u>\$ 1,084,747</u>	<u>\$ 1,143,673</u>	<u>\$ 1,152,970</u>	<u>\$ 1,087,790</u>	<u>\$ 1,041,849</u>	<u>\$ 984,330</u>
Program revenues:										
Governmental activities:										
Charges for services:										
General government	\$ 60,953	\$ 54,265	\$ 58,691	\$ 62,586	\$ 57,593	\$ 52,694	\$ 59,131	\$ 72,996	\$ 67,552	\$ 63,553
Judicial	10,521	10,872	10,979	10,857	10,502	11,395	11,808	12,605	12,157	12,516
Public safety	20,545	20,714	21,603	22,772	22,693	20,105	19,622	18,063	18,897	20,643
Human services	7,510	9,302	8,932	7,847	8,530	9,866	8,184	6,164	6,981	6,257
Health	1,409	1,708	6,418	12,773	10,459	8,416	11,914	8,287	8,215	12,348
Public works	2,807	2,821	3,084	1,096	1,216	4,000	3,720	4,081	9,313	4,827
Community development	834	1,112	907	758	516	426	479	466	508	550
Operating grants and contributions	383,031	361,915	390,251	399,186	440,773	464,408	474,879	444,629	326,878	289,042
Capital grants and contributions	18,875	8,944	26,232	14,839	30,532	20,716	17,044	20,512	24,152	21,293
Total governmental activities program revenues	<u>506,485</u>	<u>471,653</u>	<u>527,097</u>	<u>532,714</u>	<u>582,814</u>	<u>592,026</u>	<u>606,781</u>	<u>587,803</u>	<u>474,653</u>	<u>431,029</u>
Business-type activities:										
Charges for services:										
Water and sewer	4,314	4,701	5,053	4,672	5,031	5,312	5,726	6,080	6,686	8,002
Parking facilities	2,289	2,512	2,718	3,334	2,973	2,789	2,447	2,426	2,793	2,389
Operating grants and contributions	-	-	-	-	-	-	50	-	-	-
Capital grants and contributions	45	3,568	45	1,329	-	524	133	2,111	37	19
Total business-type activities program revenues	<u>6,648</u>	<u>10,781</u>	<u>7,816</u>	<u>9,335</u>	<u>8,004</u>	<u>8,625</u>	<u>8,356</u>	<u>10,617</u>	<u>9,516</u>	<u>10,410</u>
Total primary government program revenues	<u>\$ 513,133</u>	<u>\$ 482,434</u>	<u>\$ 534,913</u>	<u>\$ 542,049</u>	<u>\$ 590,818</u>	<u>\$ 600,651</u>	<u>\$ 615,137</u>	<u>\$ 598,420</u>	<u>\$ 484,169</u>	<u>\$ 441,439</u>

(Continued on next page)

FRANKLIN COUNTY, OHIO
Changes in Net Position (Continued)
 (Accrual Basis of Accounting)
 Last Ten Years
 (Amounts in 000's)

Table 2

	2003 ¹	2004 ¹	2005 ¹	2006 ¹	2007 ^{1,2}	2008 ¹	2009 ¹	2010	2011	2012
Net program revenue (expense):										
Governmental activities net program expense	\$ (387,436)	\$ (495,137)	\$ (429,877)	\$ (466,199)	\$ (494,000)	\$ (544,356)	\$ (539,162)	\$ (491,220)	\$ (558,625)	\$ (543,898)
Business-type activities net program revenue	295	4,677	1,384	2,537	71	1,334	1,329	1,850	945	1,007
Total primary government net program expense	<u>\$ (387,141)</u>	<u>\$ (490,460)</u>	<u>\$ (428,493)</u>	<u>\$ (463,662)</u>	<u>\$ (493,929)</u>	<u>\$ (543,022)</u>	<u>\$ (537,833)</u>	<u>\$ (489,370)</u>	<u>\$ (557,680)</u>	<u>\$ (542,891)</u>
General revenues and other changes in net position:										
Governmental activities:										
Property taxes	\$ 302,419	\$ 313,562	\$ 337,991	\$ 360,173	\$ 374,017	\$ 367,003	\$ 381,888	\$ 400,475	\$ 403,171	\$ 382,667
Sales taxes	82,728	85,718	105,886	175,343	177,398	130,723	124,249	130,876	138,479	148,245
Grants and contributions not restricted to specific programs	32,278	32,151	25,187	34,758	36,894	35,365	30,391	31,080	24,690	19,859
Unrestricted investment earnings	9,219	11,506	18,025	36,489	54,785	43,084	14,354	15,695	13,555	8,966
Transfers in (out)	(2,037)	(1,375)	31	-	-	-	-	-	52	53
Total governmental activities general revenues and other changes in net position	424,607	441,562	487,120	606,763	643,094	576,175	550,882	578,126	579,947	559,790
Business-type activities:										
Transfers in (out)	2,037	1,375	(31)	-	-	-	-	-	(52)	(53)
Total business-type activities general revenues and other changes in net position	2,037	1,375	(31)	-	-	-	-	-	(52)	(53)
Total primary government general revenues and other changes in net position	<u>\$ 426,644</u>	<u>\$ 442,937</u>	<u>\$ 487,089</u>	<u>\$ 606,763</u>	<u>\$ 643,094</u>	<u>\$ 576,175</u>	<u>\$ 550,882</u>	<u>\$ 578,126</u>	<u>\$ 579,895</u>	<u>\$ 559,737</u>
Total change in net position:										
Governmental activities change in net position	\$ 37,171	\$ (53,575)	\$ 57,243	\$ 140,564	\$ 149,094	\$ 31,819	\$ 11,720	\$ 86,906	\$ 21,322	\$ 15,892
Business-type activities change in net position	2,332	6,052	1,353	2,537	71	1,334	1,329	1,850	893	954
Total primary government change in net position	<u>\$ 39,503</u>	<u>\$ (47,523)</u>	<u>\$ 58,596</u>	<u>\$ 143,101</u>	<u>\$ 149,165</u>	<u>\$ 33,153</u>	<u>\$ 13,049</u>	<u>\$ 88,756</u>	<u>\$ 22,215</u>	<u>\$ 16,846</u>

Notes: ¹ Fiscal years 2003 - 2009 reflect reclassifications between program revenue and general revenues.

² Expense in the amount of \$18,242,000 for the transfer of infrastructure assets to the State of Ohio included in General Government for fiscal year 2007.

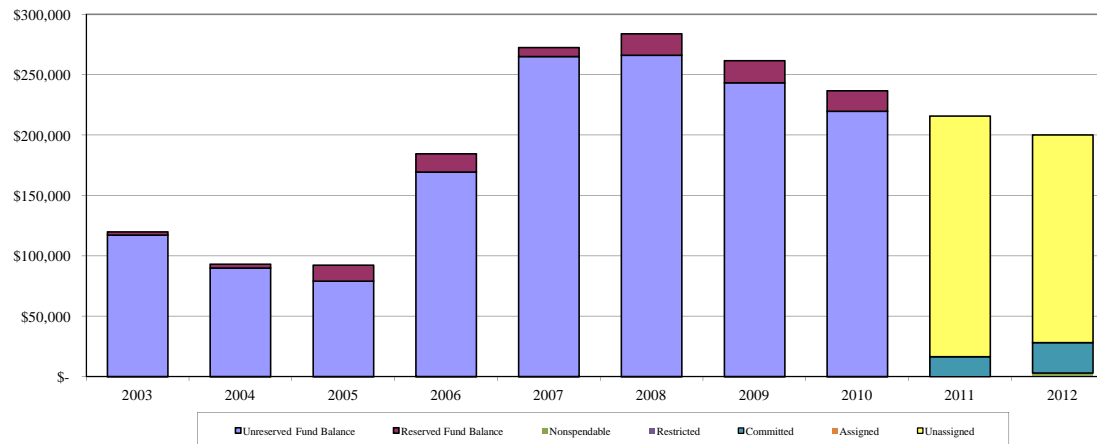
FRANKLIN COUNTY, OHIO
Fund Balances, Governmental Funds
 (Modified Accrual Basis of Accounting)
 Last Ten Years
 (Amounts in 000's)

Table 3

	2003	2004	2005	2006	2007	2008	2009	2010	2011	2012
General fund:										
Nonspendable	n/a	n/a	n/a	n/a	n/a	n/a	n/a	n/a	\$ 2,244	\$ 1,959
Restricted	n/a	n/a	n/a	n/a	n/a	n/a	n/a	n/a	399	736
Committed	n/a	n/a	n/a	n/a	n/a	n/a	n/a	n/a	16,125	25,256
Assigned	n/a	n/a	n/a	n/a	n/a	n/a	n/a	n/a	-	-
Unassigned	n/a	n/a	n/a	n/a	n/a	n/a	n/a	n/a	199,333	172,074
Reserved	\$ 2,636	\$ 3,154	\$ 13,276	\$ 15,146	\$ 7,500	\$ 17,679	\$ 18,335	\$ 16,966	n/a	n/a
Unreserved	117,294	90,037	79,201	169,574	265,071	266,193	243,466	219,800	n/a	n/a
Total general fund	119,930	93,191	92,477	184,720	272,571	283,872	261,801	236,766	218,101	200,025
All other governmental funds:										
Nonspendable	n/a	n/a	n/a	n/a	n/a	n/a	n/a	n/a	1,992	1,385
Restricted	n/a	n/a	n/a	n/a	n/a	n/a	n/a	n/a	548,088	538,262
Committed	n/a	n/a	n/a	n/a	n/a	n/a	n/a	n/a	1,118	15,015
Assigned	n/a	n/a	n/a	n/a	n/a	n/a	n/a	n/a	8,206	7,000
Unassigned	n/a	n/a	n/a	n/a	n/a	n/a	n/a	n/a	(6,250)	(7,403)
Reserved	20,940	18,959	17,225	15,421	14,284	14,559	12,059	10,953	n/a	n/a
Unreserved, reported in:										
Special revenue funds	246,575	211,540	258,138	294,466	347,120	347,381	392,836	496,381	n/a	n/a
Debt service funds	30	29	30	41	3,961	1,945	847	380	n/a	n/a
Capital projects funds	8,830	4,786	(4,627)	(20,195)	140,196	91,898	46,854	24,518	n/a	n/a
Total all other governmental funds	276,375	235,314	270,766	289,733	505,561	455,783	452,596	532,232	553,154	554,259
Total governmental funds	\$ 396,305	\$ 328,505	\$ 363,243	\$ 474,453	\$ 778,132	\$ 739,655	\$ 714,397	\$ 768,998	\$ 771,255	\$ 754,284

Note: Fiscal years 2003 - 2006 reflect reclassifications and/or restatements.
 Governmental Accounting Standards Board Statement No. 54, Fund Balance Reporting, was implemented January 1, 2011 which established new fund balance classifications for governmental funds.

General Fund



FRANKLIN COUNTY, OHIO
 Changes in Fund Balances, Governmental Funds
 (Modified Accrual Basis of Accounting)
 Last Ten Years
 (Amounts in 000's)

Table 4

	2003 ¹	2004 ¹	2005 ¹	2006	2007	2008	2009	2010	2011	2012
Revenues:										
Sales tax	\$ 81,682	\$ 85,588	\$ 97,633	\$ 172,866	\$ 177,768	\$ 136,336	\$ 123,887	\$ 130,621	\$ 137,115	\$ 148,386
Property taxes	304,651	309,002	333,844	365,863	370,977	359,593	379,236	403,734	399,464	387,842
Licenses and permits	1,396	1,535	1,606	1,978	1,744	2,127	2,183	1,885	2,095	1,978
Fees and charges for services	83,798	73,467	88,165	85,914	92,659	83,862	87,085	94,178	96,251	92,463
Fines and forfeitures	1,852	2,286	2,522	2,818	3,456	2,412	3,735	4,357	4,083	4,342
Intergovernmental	411,993	391,599	440,588	444,850	494,091	508,347	520,949	503,273	393,559	328,514
Investment income	12,523	11,033	17,006	35,709	54,412	48,044	16,711	16,968	13,908	9,247
Other	23,114	21,705	20,515	28,221	22,299	28,296	29,764	28,620	30,794	27,508
Total revenues	921,009	896,215	1,001,879	1,138,219	1,217,406	1,169,017	1,163,550	1,183,636	1,077,269	1,000,280
Expenditures:										
Current:										
General government	76,651	83,267	78,583	90,239	96,815	110,929	102,295	110,619	102,520	103,508
Judicial	62,662	63,260	64,203	64,291	66,807	69,379	71,545	71,873	71,452	71,249
Public safety	104,804	112,000	114,260	109,636	121,971	126,662	130,012	133,933	135,431	134,647
Human services	324,661	312,418	318,665	346,007	374,442	398,548	381,820	308,775	309,878	281,024
Health	251,131	306,618	292,420	302,142	302,713	340,455	350,151	358,089	323,713	285,926
Public works	47,945	37,413	38,691	40,016	51,738	38,576	40,595	43,508	62,365	56,406
Conservation and recreation	14,023	14,218	14,278	19,660	19,441	19,395	19,468	19,576	18,196	18,067
Community development	5,489	6,528	5,510	2,200	4,278	3,436	5,620	5,893	8,156	6,727
Capital outlays	5,407	3,884	26,102	21,680	17,250	63,959	93,248	58,693	21,296	18,291
Debt service:										
Principal retirement	8,992	9,096	9,636	9,833	9,792	25,696	26,884	51,487	26,761	25,741
Interest and fiscal charges ²	8,185	6,952	6,169	7,112	10,254	13,766	13,999	15,561	15,852	16,138
Intergovernmental grants	7,753	7,753	16,550	16,274	14,021	14,559	18,130	16,793	16,515	18,798
Total expenditures	917,703	963,407	985,067	1,029,090	1,089,522	1,225,360	1,253,767	1,194,800	1,112,135	1,036,522
Excess (deficiency) of revenues over (under) expenditures	3,306	(67,192)	16,812	109,129	127,884	(56,343)	(90,217)	(11,164)	(34,866)	(36,242)
Other financing sources (uses):										
Transfers in	31,327	25,089	33,888	28,532	27,930	30,127	31,154	33,365	34,877	50,990
Transfers out	(33,364)	(26,464)	(33,857)	(28,532)	(27,930)	(30,127)	(31,154)	(33,365)	(34,825)	(50,937)
Proceeds of debt ³	599	-	16,703	1,300	174,200	17,490	64,599	65,526	14,119	13,446
Capital leases	707	304	347	168	1,481	171	160	101	22,774	2,227
Sale of capital assets	581	463	845	613	114	205	200	138	178	3,545
Total other financing sources (uses)	(150)	(608)	17,926	2,081	175,795	17,866	64,959	65,765	37,123	19,271
Net change in fund balances	\$ 3,156	\$ (67,800)	\$ 34,738	\$ 111,210	\$ 303,679	\$ (38,477)	\$ (25,258)	\$ 54,601	\$ 2,257	\$ (16,971)
Debt service as a percentage of noncapital expenditures⁴	1.86%	1.72%	1.66%	1.73%	1.79%	2.13%	2.20%	2.86%	2.92%	3.23%

Notes: ¹Fiscal years 2003 - 2005 reflect reclassifications and/or restatements.

²Includes bond and note issuance cost.

³Includes bonds, notes, loans, and the related premiums and discounts.

⁴Excludes note refinancings.

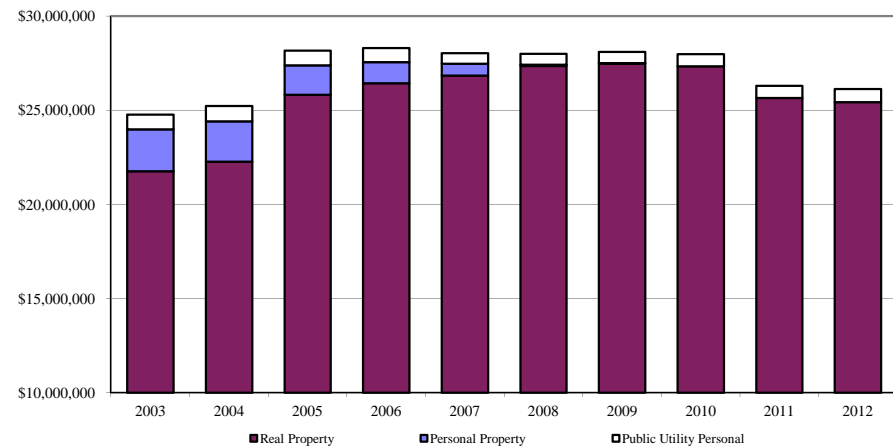
FRANKLIN COUNTY, OHIO
 Assessed and Estimated Actual Value of Taxable Property
 Last Ten Years
 (Amounts in 000's)

Table 5

Tax Year	Real Property		Personal Property		Public Utility Personal		Total			Total Direct Tax Rate
	Assessed Value ¹	Estimated Actual Value	Assessed Value	Estimated Actual Value	Assessed Value ⁶	Estimated Actual Value	Assessed Value	Estimated Actual Value	Ratio	
2003	\$ 21,760,810	\$ 62,173,743	\$ 2,222,664 ³	\$ 9,261,100	\$ 788,157	\$ 2,251,877	\$ 24,771,631	\$ 73,686,720	33.6%	\$ 76.17
2004	22,266,430	63,618,371	2,148,071 ³	8,950,296	818,179	2,337,654	25,232,680	74,906,321	33.7%	85.44
2005	25,818,193	73,766,266	1,564,678 ⁴	6,519,492	785,224	2,243,497	28,168,095	82,529,255	34.1%	84.26
2006	26,439,904	75,542,582	1,117,739 ⁵	5,961,275	745,706	2,130,589	28,303,349	83,634,446	33.8%	85.44
2007	26,842,945	76,694,129	633,872 ⁶	5,070,976	553,977	1,582,791	28,030,794	83,347,896	33.6%	85.49
2008	27,348,397	78,138,277	77,630 ⁷	621,040	573,951	1,639,860	27,999,978	80,399,177	34.8%	92.87
2009	27,463,405	78,466,871	38,815 ⁷	776,300	594,286	1,697,960	28,096,506	80,941,131	34.7%	92.82
2010	27,338,073	78,108,780	- ⁷	-	646,261	1,846,460	27,984,334	79,955,240	35.0%	92.82
2011	25,648,101	73,280,289	- ⁷	-	654,908	1,871,166	26,303,009	75,151,454	35.0%	93.17
2012	25,436,731	72,676,374	- ⁷	-	687,307	1,963,734	26,124,038	74,640,109	35.0%	93.87

- 85 -

Assessed Value of Taxable Property



Source: Franklin County Auditor's Office

Notes: Total direct tax rate reflects total county rate and Columbus school district (largest district the County) per \$1,000 of assessed valuation.

¹Assessed value = 35% of estimated actual value.

²Assessed value = 25% of estimated actual value.

³Assessed value = 24% of estimated actual value.

⁴Assessed value = 18.75% of estimated actual value.

⁵Assessed value = 12.50% of estimated actual value.

⁶Assessed value = 6.25% of estimated actual value, telephone company property reclassified from Public Utilities to Personal Property.

⁷Personal property tax eliminated except for telephone company property which was phased out by calendar year 2011.

FRANKLIN COUNTY, OHIO
 Assessed Valuation of the County by Classification
 Last Ten Years
 (Amounts in 000's)

Table 6

Tax Year	Real Estate Classification								Personal Property Classification						Total Assessed Valuation	
	Residential/ Agricultural		Commercial/ Industrial		Public Utility Real Estate		Total Real Estate		General		Public Utility Personal		Total Personal Property			
	Amount	Percent of Total	Amount	Percent of Total	Amount	Percent of Total	Amount	Percent of Total	Amount	Percent of Total	Amount	Percent of Total	Amount	Percent of Total	Amount	Percent of Total
2003	\$ 14,734,182	59.48%	\$ 7,019,231	28.34%	\$ 7,397	0.03%	\$ 21,760,810	87.85%	\$ 2,222,664	8.97%	\$ 788,157	3.18%	\$ 3,010,821	12.15%	\$ 24,771,631	100.00%
2004	15,175,539	60.14%	7,083,514	28.07%	7,377	0.03%	22,266,430	88.24%	2,148,071	8.51%	818,179	3.24%	2,966,250	11.76%	25,232,680	100.00%
2005	18,363,757	65.19%	7,446,945	26.44%	7,491	0.03%	25,818,193	91.66%	1,564,678	5.55%	785,224	2.79%	2,349,902	8.34%	28,168,095	100.00%
2006	18,795,315	66.41%	7,635,997	26.98%	8,592	0.03%	26,439,904	93.42%	1,117,739	3.95%	745,706	2.63%	1,863,445	6.58%	28,303,349	100.00%
2007	19,036,047	67.91%	7,795,863	27.81%	11,034	0.04%	26,842,945	95.76%	633,872	2.26%	553,977	1.98%	1,187,849	4.24%	28,030,794	100.00%
2008	19,204,907	68.59%	8,133,402	29.05%	10,088	0.04%	27,348,397	97.67%	77,630	0.28%	573,951	2.05%	651,581	2.33%	27,999,978	100.00%
2009	19,257,307	68.54%	8,194,201	29.16%	11,897	0.04%	27,463,405	97.75%	38,815	0.14%	594,286	2.12%	633,101	2.25%	28,096,506	100.00%
2010	19,223,737	68.69%	8,102,547	28.95%	11,789	0.04%	27,338,073	97.69%	-	0.00%	646,261	2.31%	646,261	2.31%	27,984,334	100.00%
2011	17,831,613	67.79%	7,804,203	29.67%	12,285	0.05%	25,648,101	97.51%	-	0.00%	654,908	2.49%	654,908	2.49%	26,303,009	100.00%
2012	17,833,617	68.27%	7,589,803	29.05%	13,311	0.05%	25,436,731	97.37%	-	0.00%	687,307	2.63%	687,307	2.63%	26,124,038	100.00%

Source: Franklin County Auditor's Office.

FRANKLIN COUNTY, OHIO

Real Property Value and Construction

Last Ten Years

(Amounts in 000's)

Table 7

Tax Year	New Construction			Real Property Value		
	Residential/ Agricultural	Commercial/ Industrial	Total New Construction	Residential/ Agricultural ¹	Commercial/ Industrial/ Public Utility ¹	Tax-Exempt ²
2003	\$ 995,854	\$ 375,633	\$ 1,371,487	\$ 42,097,663	\$ 20,076,080	\$ 13,498,844
2004	1,061,898	436,245	1,498,143	43,358,683	20,259,689	14,034,765
2005	1,201,420	601,435	1,802,855	52,467,877	21,298,389	16,062,632
2006	1,091,652	651,470	1,743,122	53,700,901	21,841,683	16,380,748
2007	825,819	659,327	1,485,146	54,389,185	22,305,420	17,517,167
2008	647,957	510,716	1,158,673	54,871,163	23,267,114	19,648,076
2009	390,525	494,230	884,755	55,020,878	23,445,994	20,557,132
2010	308,213	445,046	753,259	54,924,965	23,183,818	21,692,792
2011	200,248	238,051	438,299	50,947,466	22,332,822	22,456,792
2012	200,294	197,423	397,717	50,953,190	21,723,184	23,761,327

Source: Franklin County Auditor's Office.

Notes: All are appraised values.

¹Years 2006 and forward include value and or class adjustments (e.g., homestead, current agricultural use valuation).

²Includes abated values.

FRANKLIN COUNTY, OHIO
 Property Taxes on a \$100,000
 Owner-Occupied Home or a Business
 City of Columbus / Columbus School District
 December 31, 2012

Table 8

Real estate taxes help finance your school district, your city, village or township, your public library, your parks and zoo, and various County services. In the example below, if your home or business has an appraised value of \$100,000 located in the City of Columbus and the Columbus City School District for tax year 2012, this is how the taxes will be distributed in calendar year 2013.

<u>Tax Recipient</u>	<u>Home</u>	<u>Business</u>
Columbus City Schools	\$ 1,339.44	\$ 1,937.39
Board of Developmental Disabilities	214.38	245.00
Children Services	148.58	173.71
City of Columbus	96.16	109.90
ADAMH Board	67.38	77.00
County General Fund	45.02	51.45
Columbus Public Library	85.75	98.00
Office on Aging	39.81	45.50
Zoological Park	21.29	25.74
Metro Parks	22.97	26.25
Total	<u>\$ 2,080.78</u>	<u>\$ 2,789.94</u>

Source: Franklin County Auditor's Office.

FRANKLIN COUNTY, OHIO
 Property Tax Rates - Direct and Overlapping Governments
 (Per \$1,000 of Assessed Value)
 Last Ten Years

Table 9

	2003	2004	2005	2006	2007	2008	2009	2010	2011	2012
County:										
General Fund	\$ 1.47	\$ 1.47	\$ 1.47	\$ 1.47	\$ 1.47	\$ 1.47	\$ 1.47	\$ 1.47	\$ 1.47	\$ 1.47
Children Services	4.25	5.05	5.05	5.05	5.05	5.05	5.00	5.00	5.00	5.00
ADAMH Board	2.20	2.20	2.20	2.20	2.20	2.20	2.20	2.20	2.20	2.20
FCBDD	7.47	7.47	7.47	7.47	7.47	7.00	7.00	7.00	7.00	7.00
Zoological Park	0.75	0.75	0.75	0.75	0.75	0.75	0.75	0.75	0.75	0.75
Office on Aging	0.85	0.85	0.85	0.85	0.90	0.90	0.90	0.90	0.90	1.30
Total County rates	\$ 16.99	\$ 17.79	\$ 17.79	\$ 17.79	\$ 17.84	\$ 17.37	\$ 17.32	\$ 17.32	\$ 17.32	\$ 17.72
School districts:										
Bexley	\$ 113.00	\$ 109.50	\$ 108.45	\$ 108.30	\$ 108.25	\$ 108.25	\$ 108.25	\$ 114.75	\$ 113.60	\$ 113.60
Canal Winchester	61.05	61.00	61.25	61.25	61.25	62.93	77.75	78.16	79.13	79.45
Columbus	59.18	67.65	66.47	67.65	67.65	75.50	75.50	75.50	75.85	76.15
Dublin	64.60	64.60	72.50	72.50	72.50	72.50	80.40	80.40	80.40	87.34
Gahanna-Jefferson	61.19	60.14	59.24	66.95	65.80	66.78	66.73	66.73	72.10	72.10
Grandview Heights	92.33	92.45	101.28	100.50	100.80	101.10	100.90	105.05	104.15	104.30
Groveport-Madison	53.88	53.36	52.60	52.75	52.81	52.81	56.71	56.66	57.42	57.65
Hamilton	53.65	53.43	55.57	55.15	55.60	55.60	55.90	56.00	56.60	56.30
Hilliard	64.44	74.40	73.14	75.89	75.89	82.79	82.85	82.95	89.35	89.45
New Albany-Plain	59.19	58.10	56.16	65.16	65.10	64.40	66.95	67.15	68.36	75.20
Reynoldsburg	58.21	59.63	59.30	59.30	59.10	65.70	64.90	71.55	71.80	73.10
South-Western	56.43	55.23	64.67	64.55	64.45	65.00	72.45	72.55	73.55	73.25
Upper Arlington	89.11	96.24	95.88	95.88	102.08	102.08	102.08	102.08	102.08	102.08
Westerville	63.20	68.01	67.31	72.50	72.50	73.00	73.00	72.95	73.20	80.10
Whitehall	65.40	65.40	65.33	65.45	65.45	72.42	72.65	72.65	74.25	73.25
Worthington	77.71	84.56	83.23	83.23	83.23	83.14	87.04	88.54	90.04	94.94
School districts (out-of-County):										
Jonathan Alder	\$ 48.60	\$ 48.10	\$ 38.60	\$ 38.10	\$ 34.90	\$ 38.10	\$ 38.10	\$ 37.60	\$ 37.60	\$ 38.30
Licking Heights	47.52	47.52	48.50	48.52	47.07	47.00	46.24	46.22	50.89	50.87
Madison-Plains	40.45	40.45	48.45	48.45	48.45	48.45	48.45	48.45	48.45	48.45
Olentangy	50.50	61.00	62.00	62.00	62.00	70.72	70.72	70.72	78.62	78.62
Pickerington	78.00	77.50	77.05	80.75	80.35	79.85	80.25	80.82	85.90	85.50
Teays Valley	31.60	31.60	31.20	34.10	31.80	31.80	31.80	31.80	31.80	31.80
Joint vocational school districts:										
Central Ohio	\$ 0.50	\$ 0.50	\$ 0.50	\$ 1.30	\$ 1.30	\$ 1.30	\$ 1.30	\$ 1.30	\$ 1.60	\$ 1.60
Delaware County	3.20	3.20	3.20	3.20	3.20	3.20	3.20	3.20	3.20	3.20
Eastland	2.00	2.00	2.00	2.00	2.00	2.00	2.00	2.00	2.00	2.00
Licking County	2.80	3.00	3.00	3.00	3.00	2.50	2.50	2.52	2.54	2.48
Corporations:										
Bexley	\$ 7.85	\$ 7.85	\$ 7.85	\$ 7.85	\$ 7.85	\$ 7.85	\$ 7.85	\$ 7.85	\$ 7.85	\$ 7.85
Brice	3.20	3.20	3.20	3.20	3.20	3.20	3.20	3.20	3.20	3.20
Canal Winchester	2.00	2.00	2.00	2.00	2.00	2.00	2.00	2.00	2.00	2.00
Columbus	3.14	3.14	3.14	3.14	3.14	3.14	3.14	3.14	3.14	3.14
Dublin	2.96	2.96	2.95	2.95	2.95	2.95	2.95	2.95	2.95	2.95
Gahanna	2.40	2.40	2.40	2.40	2.40	2.40	2.40	2.40	2.40	2.40

(Continued on next page)

FRANKLIN COUNTY, OHIO

Property Tax Rates - Direct and Overlapping Governments
(Per \$1,000 of Assessed Value)
Last Ten Years

	2003	2004	2005	2006	2007	2008	2009	2010	2011	2012
Grandview Heights	10.70	10.70	10.70	10.70	10.70	10.70	10.70	10.95	10.70	10.15
Grove City	4.20	4.20	4.20	3.70	3.50	3.50	3.50	3.50	3.50	3.50
Groveport	1.40	1.40	1.40	1.40	1.40	1.40	1.40	1.40	1.40	1.40
Harrisburg	1.00	1.00	1.00	1.00	1.00	1.00	1.00	1.00	1.00	1.00
Hilliard	1.60	1.60	1.60	1.60	1.60	1.60	1.60	1.60	1.60	1.60
Lockbourne	2.50	2.50	2.50	2.50	2.50	2.50	2.50	2.50	2.50	2.50
Marble Cliff	0.35	0.35	0.35	0.35	0.35	0.35	0.35	0.35	1.00	1.00
Minerva Park	16.13	16.08	16.09	16.09	15.95	15.95	15.95	16.05	16.05	16.05
New Albany	1.94	1.94	1.94	1.94	1.94	1.94	1.94	1.94	1.94	1.94
Obetz	1.70	1.70	1.70	1.70	1.70	1.70	1.70	1.70	1.70	1.70
Pickerington	7.80	7.80	7.80	7.80	7.80	7.80	7.80	7.80	7.80	7.80
Reynoldsburg	0.70	0.70	0.70	0.70	0.70	0.70	0.70	0.70	0.70	0.70
Riverlea	6.00	6.00	6.50	6.50	6.50	6.50	6.50	7.00	7.00	7.65
Upper Arlington	6.86	6.85	6.74	6.64	6.38	6.46	6.48	6.48	6.48	6.62
Urbancrest	0.60	0.60	0.60	0.60	0.60	0.60	0.60	0.60	0.60	0.60
Valleyview	24.53	24.53	24.53	22.53	22.53	22.53	22.53	22.53	22.53	22.53
Westerville	18.06	17.95	17.97	17.60	17.64	17.70	17.70	20.30	20.30	20.30
Whitehall	1.50	1.50	1.50	1.50	1.50	1.50	1.50	1.50	1.50	1.50
Worthington	3.00	3.00	3.00	5.00	5.00	5.00	5.00	5.00	5.00	5.00
Townships:										
Blendon	\$ 25.07	\$ 25.05	\$ 25.02	\$ 26.55	\$ 26.51	\$ 26.56	\$ 26.56	\$ 29.10	\$ 29.10	\$ 30.65
Brown	9.60	12.80	12.80	12.80	12.80	12.80	12.80	12.80	12.80	12.80
Clinton	25.64	25.64	25.64	31.14	31.14	29.74	29.74	29.74	29.74	29.74
Franklin	13.05	18.05	18.05	21.31	21.31	25.20	25.20	25.20	25.20	25.20
Hamilton	15.80	15.80	15.80	15.80	15.80	15.80	15.80	16.05	16.05	16.05
Jackson	20.20	20.20	20.20	20.20	20.20	20.20	20.20	20.20	20.20	20.20
Jefferson	10.37	10.28	10.21	10.09	9.12	9.17	9.17	9.17	9.17	9.20
Madison	21.80	21.80	21.80	21.80	21.80	21.80	21.80	21.80	21.80	21.80
Mifflin	21.80	22.80	22.80	22.80	22.80	26.80	24.80	24.80	37.40	37.40
Norwich	21.60	21.60	21.60	21.60	21.60	21.60	21.60	21.60	21.60	21.60
Perry	20.40	18.40	18.40	21.20	21.20	18.10	18.10	18.10	18.10	21.60
Plain	13.12	13.37	13.27	13.15	12.85	15.35	15.35	15.35	15.35	15.35
Pleasant	18.70	18.70	18.70	18.70	18.70	18.70	21.20	21.20	21.20	21.20
Prairie	14.20	14.20	14.20	18.20	18.20	18.20	18.20	18.20	18.20	18.20
Sharon	23.50	23.50	23.50	23.50	23.50	23.50	23.50	23.50	23.50	23.50
Truro	16.65	16.65	16.65	16.65	16.65	16.65	16.65	16.65	16.60	20.50
Washington	20.00	19.99	19.99	19.95	14.47	14.48	14.48	15.45	15.45	15.45
Other units:										
Bexley Public Library	\$ -	\$ -	\$ -	\$ -	\$ -	\$ -	\$ 1.50	\$ 1.50	\$ 1.50	\$ 1.50
Columbus Metropolitan Library	2.20	2.20	2.20	2.20	2.20	2.20	2.20	2.80	2.80	2.80
Grandview Heights Public Library	4.70	4.70	4.70	4.70	4.70	4.70	4.70	4.70	4.70	4.70
Delaware County District Library	0.12	0.09	0.08	0.07	0.06	0.04	1.03	1.00	1.00	1.00
Metropolitan Park District	0.65	0.65	0.65	0.65	0.65	0.65	0.65	0.75	0.75	0.75
New Albany-Plain Park District	1.27	1.87	1.72	1.72	1.69	1.69	1.69	1.69	1.79	1.79
Pickerington Public Library	-	-	-	-	-	-	0.75	0.75	0.75	0.75
Plain City Public Library	-	-	-	-	-	-	0.75	0.75	0.75	0.75
Southwest Public Library	-	-	-	-	-	-	-	1.00	1.00	1.00
Upper Arlington Public Library	2.00	2.00	2.00	2.00	2.00	2.00	2.00	2.00	2.00	2.00
Westerville Public Library	0.80	0.80	0.80	0.80	0.80	0.80	0.80	0.80	2.00	2.00
Worthington Public Library	2.20	2.20	4.80	4.80	4.80	4.80	4.80	4.80	4.80	4.80

Source: Franklin County Auditor's Office.

FRANKLIN COUNTY, OHIO
Principal Property Taxpayers
As of December 31, 2012 and December 31, 2003
(Amounts in 000's)

Table 10

- 514 -

2012					2003				
Taxpayer	Assessed Valuation	Rank	Percent of Total	Rank in 2003	Taxpayer	Assessed Valuation	Rank	Percent of Total	
Public utilities:					Public utilities:				
Ohio Power Company	\$ 538,817	1	2.06%	1	Columbus Southern Power Company	\$ 398,788	1	1.61%	
Columbia Gas of Ohio Inc.	87,426	2	0.33%	3	Ohio Bell Telephone Company	183,603	2	0.74%	
American Electric Power	23,986	3	0.09%	-	Columbia Gas of Ohio Inc. New Par	59,248	3	0.24%	
						28,088	4	0.11%	
Real estate:					Real estate:				
Nationwide Mutual Insurance Company	74,849	1	0.29%	1	Nationwide Mutual Insurance Company	103,842	1	0.42%	
OhioHealth Corp	57,272	2	0.22%	-	Huntington Center Associates	58,450	2	0.24%	
Distribution Land Corp	56,924	3	0.22%	5	Duke Realty LP	50,923	3	0.21%	
Huntington Center	39,830	4	0.15%	2	Capitol South Community Urban Redevelopment	43,604	4	0.18%	
BRE/COH OH LLC	28,007	5	0.11%	-	Distribution Land Corporation	42,000	5	0.17%	
New Albany Company LLC	22,180	6	0.08%	7	American Electric Power	31,791	6	0.13%	
Huntington National Bank	20,371	7	0.08%	-	New Albany Company	28,325	7	0.11%	
Columbus Industrial	19,387	8	0.07%	-	Equitable Life Assurance	25,200	8	0.10%	
Anheuser-Busch Inc.	19,202	9	0.07%	-	M/I Homes of Central Ohio	24,489	9	0.10%	
IS-CAN Ohio LP	19,051	10	0.07%	-	Eastrich No. 167 Corporation	23,870	10	0.10%	
All others	<u>25,116,736</u>		<u>96.16%</u>		All others	<u>23,669,410</u>		<u>95.54%</u>	
Total	<u><u>\$ 26,124,038</u></u>		<u><u>100.00%</u></u>		Total	<u><u>\$ 24,771,631</u></u>		<u><u>100.00%</u></u>	

Source: Franklin County Auditor's Office.

FRANKLIN COUNTY, OHIO

Property Tax Levies and Collections

Last Ten Years

(Amounts in 000's)

Table 11

Fiscal Year	Equalized Tax Levy ¹	Current Tax Collections ²	Percent of Levy Collected	Delinquent Tax Collections	Total Tax Collections ³	Percent of Total Collections to Levy	Outstanding Delinquent Taxes	Outstanding Delinquent Taxes to Levy
2003	\$ 342,578	\$ 324,408	94.7%	\$ 14,637	\$ 339,045	99.0%	\$ 29,103	8.5%
2004	346,556	326,932	94.3%	16,739	343,671	99.2%	23,635	6.8%
2005	380,805	358,907	94.2%	13,005	371,912	97.7%	25,711	6.8%
2006	389,647	362,824	93.1%	14,908	377,732	96.9%	29,600	7.6%
2007	412,301	379,278	92.0%	15,568	394,846	95.8%	31,988	7.8%
2008	416,640	374,242	89.8%	14,927	389,169	93.4%	42,040	10.1%
2009	447,022	398,990	89.3%	16,473	415,463	92.9%	44,455	9.9%
2010	474,325	428,864	90.4%	16,288	445,152	93.8%	40,464	8.5%
2011	474,268	424,455	89.5%	14,977	439,432	92.7%	42,435	8.9%
2012	462,164	409,672	88.6%	15,138	424,810	91.9%	40,221	8.7%

Source: Franklin County Auditor's Office.

Notes: ¹Levy before adjustment for exempt valuation.

²Current tax collections include state reimbursement for homestead/roll-back.

³Total tax collections include state reimbursement for homestead/roll-back.

FRANKLIN COUNTY, OHIO
 Property Tax Levies - Voted and Unvoted
 (Per \$1,000 of Assessed Value)
 As of December 31, 2012 and December 31, 2003

	2012					
	Full Tax Rate	Effective Rate Res/Agr	Effective Rate Com/Ind	Year of Election	Beginning Year of Collection	Final Year of Collection
General Fund	\$ 1.47	\$ 1.470000	\$ 1.470000			
Children Services	1.90	1.751746	1.863248	2004	2005	2014
Children Services	3.10	3.100000	3.100000	2009	2010	2019
ADAMH Board	2.20	2.200000	2.200000	2005	2007	2016
Board of Developmental Disabilities	3.50	3.500000	3.500000	2011	2013	2022
Board of Developmental Disabilities	3.50	3.500000	3.500000	2008	2009	IND
Zoological Park	0.75	0.695091	0.735492	2004	2006	2015
Office on Aging	1.30	1.300000	1.300000	2012	2013	2017
Total	\$ 17.72	\$ 17.516837	\$ 17.668740			
	2003					
	Full Tax Rate	Effective Rate Res/Agr	Effective Rate Com/Ind	Year of Election	Beginning Year of Collection	Final Year of Collection
General Fund	\$ 1.47	\$ 1.470000	\$ 1.470000	Unvoted		
Children Services	1.10	0.753500	0.913478	1996	1997	2004
Children Services	3.15	2.380555	2.719442	1999	2000	2009
ADAMH Board	2.20	1.507000	1.826957	1996	1997	2006
Board of Developmental Disabilities	1.00	0.290464	0.419288	1977	1978	IND ²
Board of Developmental Disabilities	0.65	0.273914	0.377067	1982	1983	IND ²
Board of Developmental Disabilities	3.50	3.073591	3.307027	2002	2003	2012
Board of Developmental Disabilities	2.32	1.744382	1.990017	1998	1999	2008
Zoological Park	0.75	0.510559	0.622826	1995	1996	2005
Office on Aging	0.85	0.746443	0.803135	2002	2003	2007
Total	\$ 16.99	\$ 12.750408	\$ 14.449237			

Source: Franklin County Auditor's Office

Notes: ¹Tax rates displayed are for tax years 2012 and 2003, to be collected in 2013 and 2004 respectively.

²While authority exists to collect this levy because the levy was voted as a continuing levy, the County has opted to discontinue collection of this levy due to the passage of the 2008 FCBDD levy.

FRANKLIN COUNTY, OHIO
Other Major General Fund Revenue Sources
 Last Ten Years
 (Amounts in 000's)

Table 13

County sales tax:

The County imposes a one-half percent sales tax effective September 1, 1985, and an additional permanent one-fourth percent effective October 1, 2005. A temporary one-fourth percent sales tax became effective October 1, 2005, and expired December 31, 2007. The sales tax may be repealed if a majority of voters approve the repeal at a general election. The question of repeal must be placed on the ballot by a petition signed by qualified voters equal in number to 10% of those voting for governor in the last gubernatorial election. No such petition has been filed with the County Board of Elections.

Local Government fund:

The Ohio local government fund was created by statute and is comprised of designated state revenues, which are distributed to each county and then allocated among the county and cities, villages and townships in the county on the basis of statutory formulas.

The following table shows sales taxes and local government fund revenue for the County's General Fund:

<u>Fiscal Year</u>	<u>Sales Tax</u>	<u>Local Government Fund</u>
2003	\$ 82,728	\$ 27,213
2004	85,718	25,593
2005	105,886	27,184
2006	175,343	27,184
2007	177,398	24,223
2008	130,723	26,383
2009	124,249	22,229
2010	130,876	23,600
2011	138,479	20,661
2012	148,245	11,491

Source: Franklin County Auditor's Office.

FRANKLIN COUNTY, OHIO

Table 14

Ratios of Outstanding Debt by Type
Last Ten Years
(Amounts in 000's, Except Per Capita)

Fiscal Year	Governmental Activities					Business-type Activities			Total Primary Government	Personal Income			Debt Per Capita
	General Obligation Bonds and Notes	Special Obligation Bonds and Notes	Loans	Capital Leases	Total	Bonds	Loans	Total		Total ¹	Percentage	Population ²	
2003	\$ 132,245	\$ -	\$ 3,809	\$ 1,642	\$ 137,696	\$ 7,135	\$ 2,724	\$ 9,859	\$ 147,555	\$ 36,701,000	0.40%	1,114,159	\$ 132.44
2004	124,560	-	2,912	1,044	128,516	6,440	2,553	8,993	137,509	38,020,000	0.36%	1,131,895	121.49
2005	131,490	-	2,014	936	134,440	5,705	5,435	11,140	145,580	39,800,000	0.37%	1,144,820	127.16
2006	122,805	-	2,416	579	125,800	4,950	6,752	11,702	137,502	41,582,000	0.33%	1,153,926	119.16
2007	239,925	42,500	2,468	1,669	286,562	3,880	6,683	10,563	297,125	43,699,000	0.68%	1,160,300	256.08
2008	229,835	42,500	4,761	1,409	278,505	2,770	6,426	9,196	287,701	46,108,000	0.62%	1,164,725	247.01
2009	261,420	42,500	5,996	1,175	311,091	1,895	6,443	8,338	319,429	46,720,000	0.68%	1,167,641	273.57
2010	279,805	38,865	5,635	890	325,195	9,740	6,519	16,259	341,454	48,999,000	0.70%	1,173,158	291.06
2011	266,560	38,195	7,368	23,179	335,302	8,770	8,459	17,229	352,531	47,832,000	0.74%	1,168,018	301.82
2012	254,660	35,495	10,428	24,626	325,209	8,770	8,266	17,036	342,245	48,714,000	0.70%	1,174,435	291.41

Source: Franklin County Auditor's Office.

Notes: ¹ Estimated based on information provided by Woods & Poole Economics.

² Estimates by Mid-Ohio Regional Planning Commission.

FRANKLIN COUNTY, OHIO
Ratios of General Bonded Debt Outstanding
Last Ten Years
(Amounts in 000's)

Table 15

Tax Year	Population ^{1,2}	Assessed Value	Gross Bonded Debt ³	Less Assigned Debt Service Funds ⁴	Less Debt Supported by Non-Tax Revenues ⁵	Net General Bonded Debt	Ratio of Net General Bonded Debt to Assessed Value	Net General Bonded Debt per Capita ²
2003	1,114,159	\$ 24,771,631	\$ 139,380	\$ 30	\$ 12,485	\$ 126,865	0.512%	\$ 113.87
2004	1,131,895	25,232,680	131,000	29	10,740	120,231	0.476%	106.22
2005	1,144,820	28,168,095	137,195	30	8,880	128,285	0.455%	112.06
2006	1,153,926	28,303,349	127,755	41	7,925	119,789	0.423%	103.81
2007	1,160,300	28,030,794	271,305	33	34,145	237,127	0.846%	204.37
2008	1,164,725	27,999,978	260,105	-	32,825	227,280	0.812%	195.14
2009	1,167,641	28,096,506	290,815	2	31,725	259,088	0.922%	221.89
2010	1,173,158	27,984,334	288,925	-	48,010	240,915	0.861%	205.36
2011	1,168,018	26,303,009	301,525	-	44,995	256,530	0.975%	219.63
2012	1,174,835	26,124,038	288,925	-	42,840	246,085	0.942%	209.46

- \$ 19 -

Sources:

¹ Estimates by Mid-Ohio Regional Planning Commission.

² Population and Net Bonded Debt per Capita amounts are not in thousands.

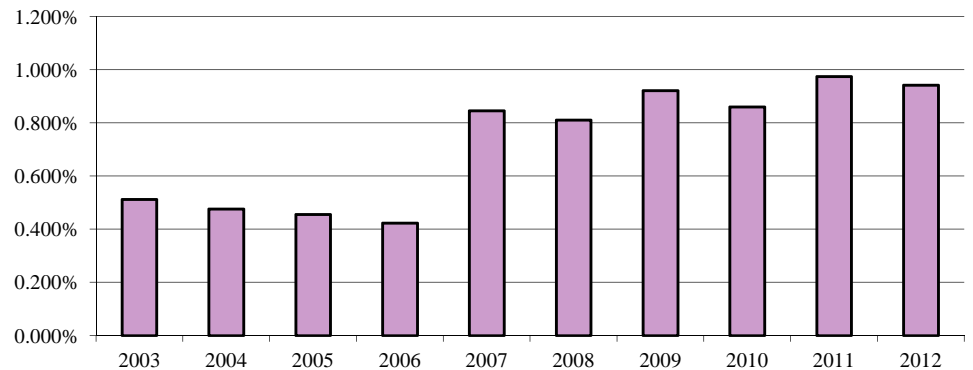
³ Gross Bonded Debt does not include unamortized bond premiums or deferred charges, and is calculated as below for 2012:

General obligation bonds	\$ 254,660
Special obligation bonds	25,495
Bonds supported by enterprise revenues	8,770
	<u>\$ 288,925</u>

⁴ Resources available in the general obligation debt service fund to pay principal of outstanding debt.

⁵ Includes bonds supported by enterprise revenues, leases, and special obligations payable from non-tax revenues.

Ratio of Net Bonded Debt to Assessed Value



FRANKLIN COUNTY, OHIO
 Computation of Legal Debt Margin
 Last Ten Years
 (Amounts in 000's)

Table 16

	2003	2004	2005	2006	2007	2008	2009	2010	2011	2012
Total assessed property value	\$ 24,771,631	\$ 25,232,680	\$ 28,168,095	\$ 28,303,349	\$ 28,030,794	\$ 27,999,978	\$ 28,096,506	\$ 27,984,334	\$ 26,303,009	\$ 26,124,038
Total debt limit:										
Debt limit of assessed value ¹	\$ 617,791	\$ 629,317	\$ 702,702	\$ 706,084	\$ 699,270	\$ 698,499	\$ 700,913	\$ 698,108	\$ 656,075	\$ 651,601
Amount of debt applicable to limit:										
General obligation bonds and notes	88,439	84,926	90,205	85,750	202,140	196,265	210,120	230,395	222,490	213,695
Less amount available in debt service fund	(30)	(29)	(30)	(41)	(33)	-	(2)	-	-	-
Amount of debt subject to limit	88,409	84,897	90,175	85,709	202,107	196,265	210,118	230,395	222,490	213,695
Legal debt margin	\$ 529,382	\$ 544,420	\$ 612,527	\$ 620,375	\$ 497,163	\$ 502,234	\$ 490,795	\$ 467,713	\$ 433,585	\$ 437,906
Legal debt margin as a percentage of the debt limit	85.69%	86.51%	87.17%	87.86%	71.10%	71.90%	70.02%	67.00%	66.09%	67.20%
Unvoted debt limit:										
Unvoted debt limit of assessed value ²	\$ 247,716	\$ 252,327	\$ 281,681	\$ 283,033	\$ 280,308	\$ 280,000	\$ 280,965	\$ 279,843	\$ 263,030	\$ 261,240
Amount of debt subject to limit	88,409	84,897	90,175	85,709	202,107	196,265	210,118	230,395	222,490	213,695
Unvoted legal debt margin	\$ 159,307	\$ 167,430	\$ 191,506	\$ 197,324	\$ 78,201	\$ 83,735	\$ 70,847	\$ 49,448	\$ 40,540	\$ 47,545
Unvoted legal debt margin as a percentage of the unvoted debt limit	64.31%	66.35%	67.99%	69.72%	27.90%	29.91%	25.22%	17.67%	15.41%	18.20%

Notes: ¹ Debt limit is a total of a sum equal to three percent of the first \$100,000,000 of the assessed valuation plus one and one-half percent of such valuation in excess of \$100,000,000 and not in excess of \$300,000,000 plus two and one-half percent of such valuation in excess of \$300,000,000.

² Debt limit is one percent of total assessed valuation.

General obligation bonds, notes and loans subject to debt limit calculations:

Governmental activities:	
General obligation bonds	\$ 254,660
Taxable special obligation bonds and notes	35,495
Loans	10,428
	<u>300,583</u>
Business-type activities:	
General obligation bonds	8,770
Loans	8,265
	<u>17,035</u>
Total outstanding debt	317,618
Exemptions:	
Self-supported debt	54,105
Used for jail construction or renovation	2,160
Used for construction of solid waste facilities	7,000
Used for energy conservation measures	22,755
Used for road or bridge construction	17,903
Total exemptions	<u>103,923</u>
Net debt	<u>\$ 213,695</u>

FRANKLIN COUNTY, OHIO
 Outstanding Debt
 As of December 31, 2012 and December 31, 2003
 (Amounts in 000's)

Table 17

	2012		2003
Total debt outstanding:	\$ 317,618	Total debt outstanding:	\$ 148,763
Exempt debt:		Exempt debt:	
Series 2005 road improvements	1,755	General bond retirement unreserved fund balance	30
Series 2005 refunding ¹	10,735	Paid for by a political subdivision	1,740
Series 2007 road improvements	2,945	Used for jail construction or renovation	21,240
Stadium facility project bonds	25,495	Solid waste authority facilities	16,045
Stadium facility project notes	10,000	Voting machines	1,042
Energy conservation bonds	22,755	Other self supporting debt	16,448
Series 2010 Sanitary sewer	8,770	Governmental activity - OPWC loans	3,809
Series 2010 County engineer building	2,775	Business-type activity - OPWC/OWDA loans	<u>2,724</u>
Governmental activity - OPWC/ODOD loans	10,428		
Business-type activity - OPWC/OWDA loans	<u>8,265</u>		
Total exempt debt	<u>103,923</u>	Total exempt debt	<u>63,078</u>
Total non-exempt debt ²	<u><u>\$ 213,695</u></u>	Total non-exempt debt	<u><u>\$ 85,685</u></u>

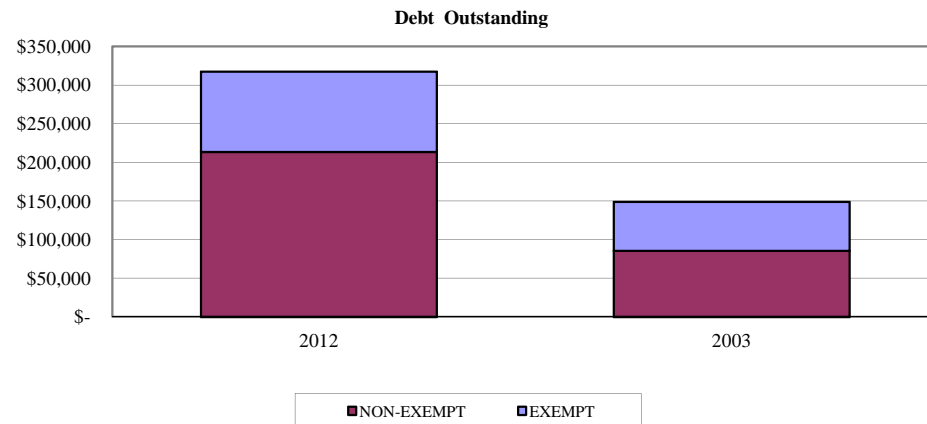
Source: Franklin County Auditor's Office.

Notes:

¹Exempt portion of series 2005 refunding bonds includes:

Solid Waste Authority	\$	7,000
Corrections center		2,160
Maryhaven facility		<u>1,575</u>
	\$	<u><u>10,735</u></u>

²All of the County's outstanding non-exempt debt is in the form of bonds.



FRANKLIN COUNTY, OHIO
 Computation of Direct and Overlapping Debt
 As of December 31, 2012
 (Amounts in 000's)

Table 18

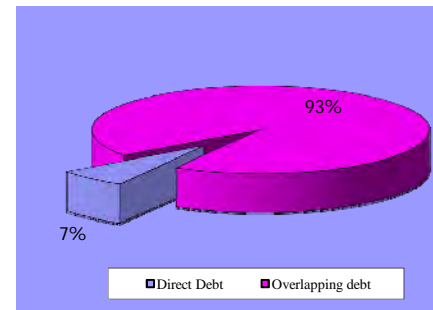
Political Subdivision ⁴	Debt Outstanding	Estimated Percentage Applicable ¹	Estimated Share of Overlapping Debt ¹
Direct debt:			
Franklin County	\$ 325,209	100.0%	\$ 325,209
Entities wholly within County:			
Cities	196,240	100.0%	196,240
Villages	12,370	100.0%	12,370
Townships	7,367	100.0%	7,367
School districts	660,472	100.0%	660,472
Other	92,505	100.0%	92,505
Entities partially within County:			
Cities	2,848,390	91.6%	2,609,465
Villages	-	97.5%	-
Townships	1,630	85.2%	1,388
School districts	1,399,595	59.7%	835,426
Special district	140,545	80.7%	113,457
Total overlapping debt	<u>5,359,114</u>		<u>4,528,690</u>
Total direct and overlapping debt	<u>\$ 5,684,323</u>		<u>\$ 4,853,899</u>

Source: Debt schedules submitted by political subdivisions to the Franklin County Budget Commission and Settlement Division and the Ohio Municipal Advisory Council.

Note: ¹Some political subdivisions are not wholly located within the legal boundaries of Franklin County. For those entities, the amount applicable to Franklin County is determined by dividing the assessed valuation of the Franklin County portion of the subdivision by the total assessed valuation. 2012 tax year valuations were used. Major entities partially within Franklin County include the cities of Columbus, Dublin, Pickerington, Reynoldsburg, and Westerville, along with their respective school districts.

²Direct debt of Franklin County includes the following:

Governmental activities:	
General obligation bonds and notes	\$ 254,660
Special obligation bonds, notes and loans	45,923
Capital leases	24,626
	<u>\$ 325,209</u>



FRANKLIN COUNTY, OHIO
Pledged Revenue Coverage for Special Obligations
Last Ten Years
(Amounts in 000's)

Table 19

Tax Year	Licenses and Permits	Fees and Charges for Services	Fines and Forfeitures	Investment Income	Other Revenues	Sales of Capital Assets	Net Available Revenue	Debt Service		Coverage
								Principal ¹	Interest	
2003	\$ 598	\$ 54,248	\$ 954	\$ 12,307	\$ 5,284	\$ 189	\$ 73,580	\$ -	\$ -	-
2004	782	50,871	681	10,875	4,386	193	67,788	-	-	-
2005	694	53,810	868	16,799	3,572	70	75,813	-	-	-
2006	558	50,602	790	35,032	10,570	76	97,628	-	-	-
2007	468	48,469	729	50,601	3,417	3	103,687	-	135	768.1
2008	455	48,019	598	43,286	4,308	105	96,771	-	2,035	47.6
2009	402	43,406	1,655	15,550	3,679	115	64,807	-	2,131	30.4
2010	445	49,903	1,356	16,508	5,516	69	73,797	3,635	1,969	13.2
2011	403	52,185	1,265	13,783	4,877	13	72,526	670	1,605	31.9
2012	378	54,588	1,079	9,220	4,054	10	69,329	2,700	1,570	16.2

Source: Franklin County Auditor's Office.

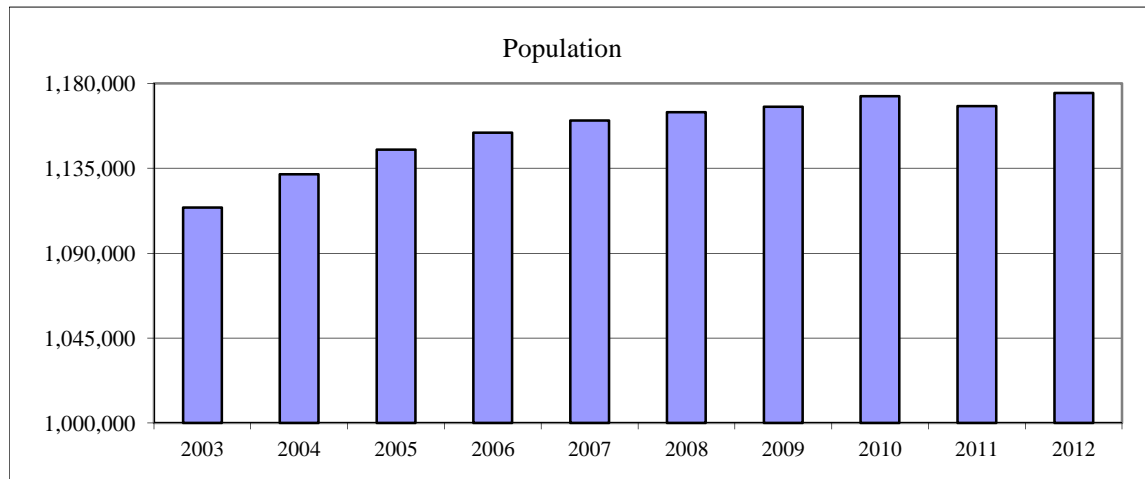
Note: The County issued \$10,000,000 taxable special obligation notes in 2012 for the purpose of retiring previously issued notes used to pay a portion of the cost of acquiring, constructing, installing, and equipping a county park and recreation facility, including a baseball stadium. The special obligation bonds and notes do not represent general obligation debt or a pledge of the full faith and credit or taxing power of the County. The special obligations are payable solely from, and secured by, a pledge of project revenues and the above non-tax General Fund revenues of the County. As of December 31, 2012, \$25,495,000 of the bonds and \$10,000,000 of the notes remain outstanding.

¹ Does not include principal payments due to refinancing of bond anticipation notes.

FRANKLIN COUNTY, OHIO
Demographic and Economic Statistics
Last Ten Years

Table 20

Year	Demographics				Average Unemployment Rates ⁴		
	Population ¹	Per Capita Income ²	Median Age ²	K-12 School Enrollment ³	Franklin County	State of Ohio	United States
2003	1,114,159	\$ 33,576	33.4	194,365	5.3%	6.2%	6.0%
2004	1,131,895	34,664	33.7	204,254	5.5%	6.2%	5.5%
2005	1,144,820	36,135	34.1	207,702	5.2%	5.9%	5.1%
2006	1,153,926	37,492	34.2	208,154	4.7%	5.5%	4.6%
2007	1,160,300	39,083	34.2	207,859	4.7%	5.6%	4.6%
2008	1,164,725	40,009	34.4	208,115	5.5%	6.5%	5.8%
2009	1,167,641	41,077	34.6	201,833	8.3%	11.8%	10.6%
2010	1,173,158	39,473	33.6	201,738	8.5%	10.1%	9.8%
2011	1,168,018	40,609	33.4	201,738	7.6%	7.6%	8.3%
2012	1,174,835	40,981	33.6	201,738	6.1%	7.2%	8.1%



Source: ¹ Estimates by Mid-Ohio Regional Planning Commission.

² 2012 Projections provided by Woods & Poole Economics Inc.

³ Ohio Department of Education, Division of Information Management Services (most recent information available 2010).

⁴ Ohio Department of Job and Family Services, Ohio Labor Market Information.

FRANKLIN COUNTY, OHIO

Principal Employers

As of December 31, 2012 and December 31, 2003

Table 21

Employer	Principal Business	2012			
		Number of Employees	Rank	Percentage of Total Employment	Rank in 2003
The Ohio State University	Education	27,404	1	4.76%	2
State of Ohio	Government	24,748	2	4.30%	1
JP Morgan Chase Bank	Finance	19,200	3	3.34%	-
OhioHealth Corp.	Health Care	14,025	4	2.44%	7
Nationwide Mutual Insurance Co.	Finance	11,316	5	1.97%	4
Kroger Company	Retail	10,031	6	1.74%	12
Columbus City Schools	Education	9,753	7	1.69%	3
City of Columbus	Government	8,455	8	1.47%	8
Mount Carmel Health System	Health Care	7,961	9	1.38%	11
Limited Brands, Inc.	Retail	7,800	10	1.36%	9
Total principal employers		<u>140,693</u>		<u>24.45%</u>	
Total employment within the County		<u>575,600</u>		<u>100.00%</u>	

Employer	Principal Business	2003			
		Number of Employees	Rank	Percentage of Total Employment	Rank in 2012
State of Ohio	Government	25,787	1	4.60%	2
The Ohio State University	Education	17,361	2	3.09%	1
Columbus City Schools	Education	12,092	3	2.16%	7
Nationwide	Finance	10,815	4	1.93%	5
United States Government	Government	10,280	5	1.83%	-
Bank One Corp.	Finance	8,873	6	1.58%	-
Ohio Health	Health Care	8,304	7	1.48%	4
City of Columbus	Government	8,067	8	1.44%	8
Limited Brands, Inc.	Retail	7,200	9	1.28%	10
Franklin County	Government	7,161	10	1.28%	14
Total principal employers		<u>115,940</u>		<u>20.67%</u>	
Total employment within the County		<u>561,000</u>		<u>100.00%</u>	

Source: Business First, Book of Lists, 2012. Franklin County adjusted to reflect reporting entity.

FRANKLIN COUNTY, OHIO
 County Government Employees by Function/Activity
 Last Eight Years
 (Amounts in 000's)

	2005 ¹	2006	2007	2008	2009	2010	2011	2012
General government:								
Commissioners	25.5	23.5	23.0	25.5	26.5	29.0	25.5	28.0
Purchasing	14.0	13.0	15.0	16.0	17.0	18.0	16.0	17.0
Public facilities management	215.5	209.5	235.5	218.5	216.5	227.5	226.5	211.5
Fleet management	8.0	8.0	7.0	7.0	8.0	8.0	8.0	8.0
Human resources	20.0	21.0	23.0	24.0	28.0	25.0	24.5	24.5
Auditor	115.0	114.0	117.0	117.0	119.5	114.5	114.0	118.5
Data center	64.5	65.5	66.5	65.5	65.5	66.5	65.5	62.5
Recorder	58.0	58.0	59.0	59.0	57.0	50.5	47.0	44.0
Treasurer	47.0	46.0	44.5	47.0	46.5	46.0	48.5	48.5
Board of elections	95.5	51.0	51.0	50.0	65.0	64.0	64.5	64.5
Clerk of courts	227.0	222.0	224.5	224.5	225.0	216.5	213.0	203.0
Judicial:								
Prosecuting attorney	193.5	199.5	195.5	202.0	200.5	189.5	180.0	178.0
Public defender	141.5	140.0	140.0	142.5	147.0	146.5	140.5	144.5
Court of appeals	38.0	39.0	39.0	40.0	40.0	36.0	39.0	37.0
Common pleas court ²	285.0	212.5	223.5	231.0	230.0	232.0	229.5	228.0
Domestic and juvenile court	358.0	353.0	355.5	371.5	365.5	346.5	340.5	338.5
Probate court	49.5	50.5	48.5	48.0	50.0	49.0	52.0	53.0
Municipal court ³	20.0	20.0	22.5	23.5	24.5	25.0	24.0	23.0
Law library	-	-	-	-	-	6.5	5.5	3.0
Public safety:								
Coroner	27.0	28.5	29.5	28.0	30.0	30.5	29.5	29.5
Sheriff	839.5	834.0	839.5	869.5	866.0	861.5	817.5	779.5
Emergency management agency	7.0	8.5	6.5	9.0	10.5	9.5	10.0	12.5
Animal care and control	54.5	55.5	52.5	61.5	60.0	56.5	56.5	55.5
Homeland security and justice programs unit	5.0	4.5	2.0	5.5	8.0	9.0	8.0	6.0
Human services:								
Veterans service commission	17.5	19.5	20.5	19.5	20.5	19.5	21.5	22.5
Office on aging	75.0	73.0	76.0	85.0	87.0	86.0	85.0	80.0
Job and family services	616.5	616.0	644.0	650.5	621.0	618.5	565.5	588.0
Children services	717.0	710.0	699.0	692.5	682.5	714.5	708.0	692.5
Child support enforcement agency	274.0	258.0	257.0	261.0	270.0	267.0	246.0	238.0
Health:								
FCBDD	1,251.5	1,299.5	1,263.0	1,266.5	1,296.5	1,275.5	1,230.5	1,164.0
ADAMH board	59.0	54.0	58.0	58.0	53.5	47.5	45.5	46.0
Public works:								
Engineer	178.0	180.5	175.0	186.5	179.0	182.0	186.0	184.5
Community and economic development:								
Economic development and planning	14.0	15.0	19.0	20.0	20.0	21.5	20.5	21.5
Water and sewer operations:								
Sanitary engineer	12.0	11.0	15.0	15.0	14.0	15.0	17.0	12.0
Parking facilities operations:								
Public facilities management	8.0	8.5	8.5	7.5	8.5	9.0	9.0	8.0
Total	6,131.0	6,022.0	6,055.5	6,148.0	6,159.0	6,119.5	5,920.0	5,775.0

Source: Franklin County Auditor's Office.

Method: 1.0 for each full time and .5 for each part-time employee. Includes 5,555 full-time employees and 383.5 full-time equivalents for part-time employees as of 12/31/2012.

Notes: ¹ The County implemented GASB Statement No. 44, which revised the statistical tables in 2005; information for this table has only been compiled since that year.

² Total employment declined from 2005 to 2006 due to CBCF becoming independent from Common Pleas Court.

³ The County pays a portion of the salaries for judges and magistrates; in general, municipal court employees are paid by the City of Columbus.

FRANKLIN COUNTY, OHIO
 Operating Indicators and Capital Asset Statistics
 Last Ten Years

Table 23

	2003	2004	2005	2006	2007	2008	2009	2010	2011	2012
General government:										
Commissioners:										
Number of resolutions presented	1,184	1,122	1,060	969	1,117	1,078	1,022	989	928	894
Purchasing:										
Number of purchase orders issued	11,037	10,800	9,832	8,725	8,251	8,168	7,981	8,441	8,483	8,089
Public facilities management:										
Number of buildings maintained										
County owned	22	22	22	22	22	22	24	24	21	22
Non-county owned	8	8	8	8	10	10	10	10	9	8
Fleet management:										
Number of titled vehicles	402	387	382	398	374	336	350	345	342	352
Human resources:										
Number of workers compensation claims filed	435	474	387	393	410	394	411	462	357	303
Auditor:										
Real estate										
Number of parcels on file	396,047	401,998	408,694	416,875	425,429	433,051	435,356	437,762	440,240	442,378
Fiscal services										
Number of payment requests processed	374,733	389,992	382,403	395,030	397,216	403,001	401,461	395,350	412,809	361,806
Data center:										
Number of users supported	4,136	4,237	4,237	3,497	3,557	3,582	3,634	3,654	3,654	3,654
Recorder:										
Number of deeds recorded	57,584	58,922	57,458	54,570	48,596	42,449	39,021	39,962	37,201	42,690
Number of mortgages recorded	146,944	101,241	93,601	80,445	64,223	47,634	51,174	48,954	45,289	55,813
Board of elections:										
Number of registered voters	724,851	845,720	736,789	766,652	776,785	846,343	842,186	811,831	755,410	809,374
Number of voters last general election	185,469	533,575	217,725	385,863	184,922	564,971	264,406	388,698	336,526	574,610
Percentage of registered voters that voted	25.6%	63.1%	29.6%	50.3%	23.8%	66.8%	31.4%	47.9%	44.8%	71.0%
Clerk of courts:										
Number of titles processed	672,785	650,813	654,465	637,265	633,436	610,592	569,288	527,157	493,820	517,584
Judicial:										
Prosecuting attorney:										
Number of criminal cases set for trial	29,020	31,109	33,482	35,322	38,765	39,107	38,239	37,097	40,188	46,745
Number of civil cases opened	275	556	595	625	619	580	605	519	707	664
Public defender:										
Number of cases filed	77,118	73,114	66,570	67,275	68,786	64,396	61,709	66,173	81,023	59,553
Court of appeals:										
Number of cases filed	1,291	1,388	1,374	1,306	1,085	1,128	1,217	1,208	1,159	1,093
Common pleas court:										
Number of civil cases filed ¹	14,294	13,825	14,891	56,489	53,437	67,956	74,397	72,211	73,291	67,879
Number of criminal cases filed	8,747	8,442	8,874	11,578	10,771	10,553	9,329	9,123	8,524	8,284
Number of domestic cases filed	5,859	6,093	6,136	6,405	6,545	6,558	6,998	7,049	7,264	7,244
Number of court rooms	17	17	17	17	17	17	17	17	17	24
Domestic and juvenile court:										
Number of cases filed	15,005	15,290	16,209	25,271	23,959	22,196	17,308	21,496	20,349	19,924

¹Increase in civil cases filed reflects cases referred by Attorney General to assist them with a backlog.

FRANKLIN COUNTY, OHIO
 Operating Indicators and Capital Asset Statistics
 Last Ten Years

Table 23

	2003	2004	2005	2006	2007	2008	2009	2010	2011	2012
Probate court:										
Number of civil cases filed	267	288	292	288	305	247	300	286	387	263
Number of court rooms	1	1	1	1	1	1	1	2	2	2
Municipal court:										
Number of civil cases filed	41,626	43,286	45,372	56,001	60,728	52,772	47,604	52,085	48,867	48,771
Number of criminal cases filed	169,548	158,454	164,095	163,092	166,501	151,875	150,983	129,720	125,148	146,343
Number of small claims cases filed	11,247	9,567	9,064	9,121	9,657	8,436	8,348	7,147	6,338	6,721
Number of court rooms	16	16	16	16	16	16	16	16	23	23
Public safety:										
Coroner:										
Number of autopsies performed	1,462	1,375	1,423	1,168	1,071	967	951	1,150	1,134	1,139
Sheriff:										
Jail operation										
Average daily jail census	2,409	2,342	2,366	2,385	2,319	2,156	1,957	1,899	1,916	1,881
Prisoners booked	40,349	39,668	40,266	43,671	41,206	38,112	34,595	31,386	31,925	32,268
Prisoners released	40,295	39,779	40,271	40,054	41,166	38,141	34,535	31,227	31,745	32,322
Enforcement										
Number of incidents reported	N/A	N/A	148,227	158,001	143,291	148,582	160,769	157,067	149,924	149,533
Number of enforcement actions	N/A	N/A	33,105	39,069	34,866	35,198	35,340	32,880	30,765	32,709
Number of civil papers served	121,618	135,760	132,491	131,618	139,878	125,549	135,077	112,360	113,804	105,809
Number of runs dispatched	233,110	221,512	358,245	381,317	478,030	329,629	293,831	309,883	321,792	329,340
Number of Sheriff's vehicles	174	192	180	195	192	194	209	204	196	227
Emergency management agency:										
Number of emergency responses	N/A	N/A	15	24	15	18	10	9	19	14
Animal care and control:										
Number of service requests	15,772	15,932	15,856	16,322	17,303	17,134	16,198	16,102	16,214	16,116
Number of dogs impounded	12,977	12,495	13,095	12,459	13,345	13,035	12,783	13,062	12,666	11,697
Number of dogs adopted/returned to owner	5,844	5,719	5,843	6,634	6,244	6,746	6,570	6,763	6,277	6,709
Human services:										
Veterans service commission:										
Number of veterans entering office	12,098	11,592	13,679	13,064	15,419	17,675	23,727	24,709	27,341	24,464
Number of financial claims filed	2,955	4,450	5,503	4,856	5,109	5,912	6,451	6,130	6,293	4,307
Number of veterans receiving financial assistance	3,533	2,275	3,000	2,973	2,986	4,726	5,179	5,697	5,592	4,000
Office on aging:										
Number of seniors served	6,257	6,219	6,047	7,132	7,747	8,521	8,083	7,544	7,134	7,669
Home delivered meals provided	N/A	N/A	N/A	478,000	518,854	588,458	580,365	485,148	448,422	494,630
Miles of transportation provided	N/A	N/A	N/A	923,000	1,121,159	1,404,902	1,372,223	1,260,040	1,337,384	1,443,588
Job and family services:										
Number of clients - child care	12,769	11,163	10,805	12,093	12,838	14,859	19,741	20,852	20,853	18,653
Number of clients - food stamps	89,995	103,109	112,432	121,461	125,532	159,093	189,683	206,953	215,530	223,322
Number of clients - cash assistance	26,387	26,470	26,328	25,476	25,606	27,049	34,842	33,949	27,271	22,050
Number of clients - medicaid	151,508	164,427	174,522	186,510	186,353	204,887	226,728	240,927	236,780	252,849
Number of clients - career or job services	24,000	28,500	23,258	37,758	19,700	36,600	38,196	34,062	17,035	14,747
Number of clients - job placement	4,946	4,978	4,948	6,591	5,210	6,315	10,417	4,234	2,828	1,538

(Continued on next page)

FRANKLIN COUNTY, OHIO
Operating Indicators and Capital Asset Statistics
Last Ten Years

Table 23

	2003	2004	2005	2006	2007	2008	2009	2010	2011	2012
Children services:										
Number of children helped through direct services	27,270	27,234	29,251	11,832	10,802	8,999	11,069	11,136	11,115	12,188
Number of children adopted	310	287	238	172	205	199	153	166	201	142
Number of child welfare investigations	10,731	10,002	10,299	10,419	11,507	10,597	11,683	12,152	12,729	11,742
Number of children served in foster home care	3,703	3,765	3,732	3,617	3,318	2,985	2,649	2,481	2,496	2,349
Number of children served in all paid placement	4,774	4,815	4,798	4,673	4,265	3,837	3,308	3,205	3,264	3,065
Child support enforcement agency:										
Number of active support orders	N/A	N/A	50,343	51,418	47,843	48,536	54,704	57,313	60,196	62,956
Percentage collected-level of service	N/A	N/A	83.0%	84.0%	84.0%	82.5%	83.1%	83.1%	82.5%	82.7%
Health:										
FCBDD:										
Number of students enrolled										
Early intervention/education program	2,488	2,540	2,779	3,055	3,215	3,191	4,192	5,377	5,366	5,363
Sheltered workshop/community employment program	2,275	2,280	2,354	2,346	2,198	2,322	2,115	2,224	2,289	2,300
Habilitation	452	475	575	581	659	518	518	553	614	662
Number of facilities	13	13	13	13	13	13	14	15	15	15
Number of buses	209	214	206	197	200	204	204	200	173	152
ADAMH board:										
Number of children and adolescents treated	8,167	9,795	10,660	11,457	11,810	12,325	13,326	14,054	14,802	12,301
Number of adults receiving prevention services	61,730	43,749	47,851	50,680	45,425	39,634	32,679	24,836	24,682	21,013
Number of children and adolescents receiving prevention services	63,130	79,620	58,365	52,867	56,665	60,835	50,159	13,558	15,407	16,215
Public works:										
Engineer:										
Miles of road maintained	300	288	282	276	277	275	273	272	271	271
Miles of road resurfaced	45	39	10	24	13	17	11	6	5	13
Number of County maintained bridges	360	371	371	371	372	372	370	365	352	351
Water and sewer operations:										
Miles of water mains	62	62	62	62	62	62	62	62	62	62
Miles of sanitary sewer lines	82	82	82	90	95	95	95	96	96	96
Number of sewer and water treatment facilities	5	5	6	6	5	5	5	5	5	5
Number of pumping stations	2	2	2	8	11	12	12	13	18	18
Number of water customers	4,650	4,650	4,334	3,946	3,946	3,883	3,883	3,818	4,045	3,818
Number of sewer customers	5,850	5,850	5,990	5,803	5,830	5,767	5,767	5,721	5,676	5,685
Parking facilities:										
Number of parking facilities managed	4	4	8	8	8	4	4	4	4	4

Source: Various Franklin County agencies.

FRANKLIN COUNTY, OHIO
Securities and Exchange Commission Rule 15c2-12
Compliance Information
As of December 31, 2012

Table 24

On February 12, 2013, the County issued taxable special obligation notes in the amount of \$8,000,000 for the purpose of retiring the Series 2012 Stadium Facility Project Notes.

On April 9, 2013, the County authorized the issuance of limited tax bonds in an amount not to exceed \$182,235,000, for the purpose of providing funds to refund certain outstanding general obligation bonds of the County.

On April 23, 2013, the County authorized the County Administrator to enter into a loan agreement with the Ohio Air Quality Development Authority for the financing of various energy conservation measures in an amount not to exceed \$10,000,000.

No other obligations have been sold from that date to the date of this letter, June 30, 2013.

The following description of significant events is provided in compliance with the Rule for existing obligations outstanding at December 31, 2012.

1. There were no delinquencies of principal and/or interest payments.
2. There were no non-payment related defaults.
3. There have been no modifications to rights of the holders of the County's obligations.
4. There were no issuances of bonds in 2012.
5. There were no calls of the County's obligations outstanding during 2012, nor did the County defease any other bonds during 2012.
6. There were no rating changes during 2012. The County maintains the highest long-term bond rating given by both Moody's Investor Services (Aaa) and Standard & Poor's (AAA) for its general obligation debt.
7. There have been no adverse tax opinions or events affecting the tax-exempt status of any of the County's outstanding obligations.
8. There were no unscheduled draws on debt service reserves reflecting financial difficulties.
9. There were no unscheduled draws on credit enhancements reflecting financial difficulties.
10. There was no substitution of credit or liquidity providers, nor was there a failure to perform.
11. The County did not release, substitute or sell any property securing repayment of its obligations.
12. The County will continue to provide all necessary annual information by filing its Comprehensive Annual Financial Report with the Municipal Securities Rulemaking Board through the use of the MSRB's electronic portal "EMMA," short for Electronic Municipal Market Access.



Dave Yost • Auditor of State

FRANKLIN COUNTY FINANCIAL CONDITION

FRANKLIN COUNTY

CLERK'S CERTIFICATION

This is a true and correct copy of the report which is required to be filed in the Office of the Auditor of State pursuant to Section 117.26, Revised Code, and which is filed in Columbus, Ohio.

Susan Babbitt

CLERK OF THE BUREAU

CERTIFIED
AUGUST 13, 2013