



Dave Yost • Auditor of State

**DEER PARK COMMUNITY CITY SCHOOL DISTRICT
HAMILTON COUNTY**

TABLE OF CONTENTS

TITLE	PAGE
Independent Accountants' Report.....	1
Management's Discussion and Analysis.....	3
Basic Financial Statements:	
Government-Wide Statements:	
Statement of Net Assets	11
Statement of Activities.....	12
Fund Financial Statements:	
Balance Sheet – Governmental Funds.....	13
Reconciliation of Total Governmental Fund Balance to Net Assets of Governmental Activities.....	14
Statement of Revenues, Expenditures, and Changes in Fund Balance – Governmental Funds	15
Reconciliation of Statement of Revenues, Expenditures, and Changes in Fund Balance of Governmental Funds to the Statement of Activities	16
Statement of Fiduciary Net Assets.....	17
Statement of Changes in Fiduciary Net Assets - Fiduciary Fund	18
Notes to the Basic Financial Statements	19
Required Supplementary Information:	
Statement of Revenues, Expenditures, and Changes in Fund Balance Budget and Actual (Non-GAAP Budgetary Basis) – General Fund.....	40
Notes to the Required Supplementary Information.....	41
Schedule of Federal Awards Receipts and Expenditures.....	43
Notes to the Schedule of Federal Awards Receipts and Expenditures	44
Independent Accountants' Report on Internal Control Over Financial Reporting on Compliance and Other Matters Required by <i>Government Auditing Standards</i>	45
Independent Accountants' Report on Compliance with Requirements Applicable to Each Major Federal Program and on Internal Control Over Compliance in Accordance with OMB Circular A-133.....	47
Schedule of Findings.....	49

This page intentionally left blank.



Dave Yost • Auditor of State

INDEPENDENT ACCOUNTANTS' REPORT

Deer Park Community City School District
Hamilton County
4131 Matson Avenue
Cincinnati, Ohio 45236

To the Board of Education:

We have audited the accompanying financial statements of the governmental activities, the major fund, and the aggregate remaining fund information of Deer Park Community City School District, Hamilton County, Ohio (the School), as of and for the year ended June 30, 2010, which collectively comprise the School's basic financial statements as listed in the table of contents. These financial statements are the responsibility of the School's management. Our responsibility is to express opinions on these financial statements based on our audit.


We conducted our audit in accordance with auditing standards generally accepted in the United States of America and the standards applicable to financial audits contained in the Comptroller General of the United States' *Government Auditing Standards*. Those standards require that we plan and perform the audit to reasonably assure whether the financial statements are free of material misstatement. An audit includes examining, on a test basis, evidence supporting the amounts and disclosures in the financial statements. An audit also includes assessing the accounting principles used and significant estimates made by management, as well as evaluating the overall financial statement presentation. We believe our audit provides a reasonable basis for our opinions.

In our opinion, the financial statements referred to above present fairly, in all material respects, the respective financial position of the governmental activities, the major fund, and the aggregate remaining fund information of Deer Park Community City School District, Hamilton County, Ohio, as of June 30, 2010, and the respective changes in financial position thereof for the year then ended in conformity with accounting principles generally accepted in the United States of America.

In accordance with *Government Auditing Standards*, we have also issued our report dated March 7, 2011, on our consideration of the School's internal control over financial reporting and our tests of its compliance with certain provisions of laws, regulations, contracts and grant agreements and other matters. While we did not opine on the internal control over financial reporting or on compliance, that report describes the scope of our testing of internal control over financial reporting and compliance and the results of that testing. That report is an integral part of an audit performed in accordance with *Government Auditing Standards*. You should read it in conjunction with this report in assessing the results of our audit.

Accounting principles generally accepted in the United States of America require this presentation to include management's discussion and analysis and required budgetary comparison schedule for the General Fund as listed in the table of contents to supplement the basic financial statements. Although this information is not part of the basic financial statements, the Governmental Accounting Standards Board considers it essential for placing the basic financial statements in an appropriate operational, economic, or historical context. We have applied certain limited procedures to the required supplementary information in accordance with auditing standards generally accepted in the United States of America, which consisted of inquiries of management about the methods of preparing the information and comparing the information for consistency with management's responses to our inquiries, the basic financial statements, and other knowledge we obtained during our audit of the basic financial statements. We do not express an opinion or provide any assurance on the information because the limited procedures do not provide us with sufficient evidence to express an opinion or provide any other assurance.

We conducted our audit to opine on the financial statements that collectively comprise the School's basic financial statements taken as a whole. The federal awards receipt and expenditure schedule provides additional information required by the U.S. Office of Management and Budget Circular A-133, *Audits of States, Local Governments, and Non-Profit Organizations*, and is not a required part of the basic financial statements. The federal awards receipt and expenditure schedule is management's responsibility, and was derived from and relates directly to the underlying accounting and other records used to prepare the basic financial statements. This schedule was subject to the auditing procedures we applied to the basic financial statements. We also applied certain additional procedures, including comparing and reconciling this information directly to the underlying accounting and other records used to prepare the basic financial statements or to the basic financial statements themselves, in accordance with auditing standards generally accepted in the United States of America. In our opinion, this information is fairly stated in all material respects in relation to the basic financial statements taken as a whole.



Dave Yost
Auditor of State

March 7, 2011

**Deer Park City School District
Management's Discussion and Analysis
For the Fiscal Year Ended June 30, 2010
(Unaudited)**

The discussion and analysis of Deer Park City School District's financial performance provides an overall review of the District's financial activities for the fiscal year ended June 30, 2010. The intent of this discussion and analysis is to look at the District's financial performance as a whole; readers should also review the notes to the basic financial statements and the basic financial statements to enhance their understanding of the District's performance.

Financial Highlights

Key financial highlights for 2010 are as follows:

- Net assets of governmental activities increased \$2,070,100 which represents a 24.6% increase from 2009.
- General revenues accounted for \$14,590,859 in revenue or 86.8% of all revenues. Program specific revenues in the form of charges for services and sales, grants and contributions accounted for \$2,227,357 or 13.2% of total revenues of \$16,818,216 .
- The District had \$14,748,116 in expenses related to governmental activities; \$2,227,357 of these expenses were offset by program specific charges for services, grants or contributions. General revenues of \$14,590,859 were also used to provide for these programs.

OVERVIEW OF THE FINANCIAL STATEMENTS

This annual report consists of a series of financial statements and notes to those statements. These statements are organized so the reader can understand the District as a financial whole, an entire operating entity. The statements then proceed to provide an increasingly detailed look at specific financial activities.

The *Statement of Net Assets* and *Statements of Activities* provide information about the activities of the whole District, presenting both an aggregate view of the District's finances and a longer-term view of those finances. Fund financial statements provide the next level of detail. For governmental funds, these statements tell how services were financed in the short-term as well as what remains for future spending. The fund financial statements also look at the District's most significant funds with all other nonmajor funds presented in total in one column. The General Fund is the major fund of the District.

**Deer Park City School District
Management's Discussion and Analysis
For the Fiscal Year Ended June 30, 2010
(Unaudited)**

Government-wide Financial Statements

While this document contains the large number of funds used by the District to provide programs and activities, the view of the District as a whole looks at all financial transactions and asks the questions, "How did we do financially during 2010?" The Government-wide Financial Statements answers this question. These statements include *all assets* and *liabilities* using the accrual basis of accounting similar to the accounting used by most private-sector companies. This basis of accounting takes into account all of the current year's revenues and expenses regardless of when cash is received or paid.

These two statements report the District's *net assets* and changes in those assets. This change in net assets is important because it tells the reader that, for the District as a whole, the financial position has improved or diminished. The causes of this change may be the result of many factors, both financial and non-financial. Non-financial factors include the District's property tax base, current property tax laws in Ohio restricting revenue growth, facility conditions, required educational programs and other factors.

In the Government-wide Financial Statements, the overall financial position of the District is presented in the following manner:

- Governmental Activities – Most of the District's programs and services are reported here including instruction, support services, operation of non-instructional services, extracurricular activities, and interest and fiscal charges.

Fund Financial Statements

The analysis of the District's major fund is presented in the Fund Financial Statements. Fund financial reports provide detailed information about the District's major fund. The District uses many funds to account for a multitude of financial transactions. However, these fund financial statements focus on the District's most significant funds.

Governmental Funds Most of the District's activities are reported in governmental funds, which focus on how money flows into and out of those funds and the balances left at year-end available for spending in future periods. These funds are reported using an accounting method called *modified accrual* accounting, which measures cash and all other *financial assets* that can readily be converted to cash. The governmental fund statements provide a detailed *short-term view* of the District's general government operations and the basic services it provides. Governmental fund information helps you determine whether there are more or fewer financial resources that can be spent in the near future to finance educational programs. The relationship (or differences) between governmental *activities* (reported in the Statement of Net Assets and the Statement of Activities) and governmental *funds* is reconciled in the financial statements.

Fiduciary Funds Fiduciary Funds are used to account for resources held for the benefits of parties outside the government. Fiduciary Funds are not reflected in the government-wide financial statements because the resources of those funds are not available to support the District's own programs.

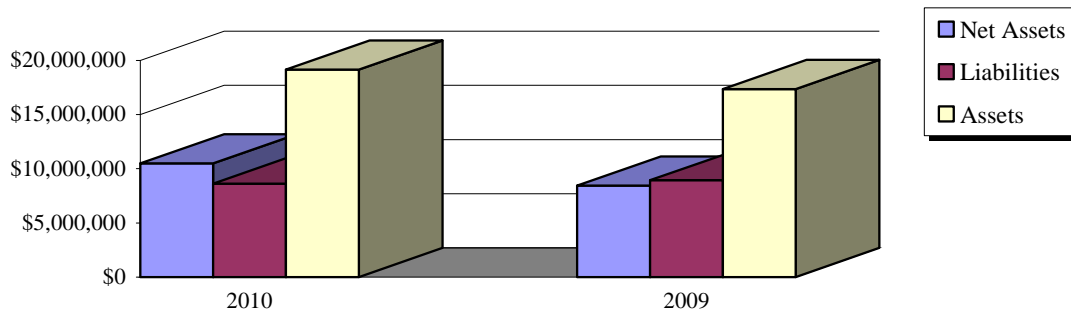
The District as a Whole

As stated previously, the Statement of Net Assets looks at the District as a whole. Table 1 provides a summary of the District's net assets for 2010 compared to 2009:

**Deer Park City School District
Management's Discussion and Analysis
For the Fiscal Year Ended June 30, 2010
(Unaudited)**

**Table 1
Net Assets**

	Governmental Activities	
	2010	2009
Assets:		
Current and Other Assets	\$15,722,010	\$13,848,008
Capital Assets	3,414,789	3,513,819
Total Assets	19,136,799	17,361,827
Liabilities:		
Other Liabilities	7,176,123	7,251,814
Long-Term Liabilities	1,459,285	1,678,722
Total Liabilities	8,635,408	8,930,536
Net Assets:		
Invested in Capital Assets, Net of Related Debt	2,874,254	2,851,619
Restricted	1,190,266	923,505
Unrestricted	6,436,871	4,656,167
Total Net Assets	\$10,501,391	\$8,431,291



Over time, net assets can serve as a useful indicator of a government's financial position. At June 30, 2010, the District's assets exceeded liabilities by \$10,501,391 .

At year-end, capital assets represented 18% of total assets. Capital assets include land, buildings and improvements, and equipment. Capital assets, net of related debt to acquire the assets at June 30, 2010, was \$2,874,254 . These capital assets are used to provide services to the students and are not available for future spending. Although the District's investment in capital assets is reported net of related debt, it should be noted that the resources to repay the debt must be provided from other sources, since capital assets may not be used to liquidate these liabilities.

**Deer Park City School District
Management's Discussion and Analysis
For the Fiscal Year Ended June 30, 2010
(Unaudited)**

A portion of the District's net assets, \$1,190,266 represents resources that are subject to external restriction on how they must be used. The external restriction will not affect the availability of fund resources for future use.

Current and other assets increased largely due to the increase in cash resulting from the District's revenues exceeding expenses. Liabilities decreased from 2009 as a result of the District making regularly scheduled debt payments.

Table 2 shows the changes in net assets for fiscal years 2010 and 2009.

**Table 2
Changes in Net Assets**

	Governmental Activities	
	2010	2009
Revenues:		
Program Revenues		
Charges for Services	\$557,826	\$603,879
Operating Grants, Contributions	1,669,531	1,195,650
Capital Grants and Contributions	0	1,065
General Revenues:		
Property Taxes	9,049,151	8,788,230
Grants and Entitlements	4,760,605	4,635,021
Other	781,103	921,379
Total Revenues	<u>16,818,216</u>	<u>16,145,224</u>
Program Expenses:		
Instruction	7,972,747	7,971,084
Support Services:		
Pupil and Instructional Staff	1,852,461	1,852,852
School Administrative, General		
Administration, Fiscal and Business	1,905,466	1,972,709
Operations and Maintenance	1,409,694	1,300,659
Pupil Transportation	309,709	283,865
Central	143,572	155,123
Operation of Non-Instructional Services	592,139	642,622
Extracurricular Activities	536,631	564,148
Interest and Fiscal Charges	25,697	30,684
Total Program Expenses	<u>14,748,116</u>	<u>14,773,746</u>
Change in Net Assets	2,070,100	1,371,478
Beginning Net Assets	<u>8,431,291</u>	<u>7,059,813</u>
Ending Net Assets	<u>\$10,501,391</u>	<u>\$8,431,291</u>

**Deer Park City School District
Management’s Discussion and Analysis
For the Fiscal Year Ended June 30, 2010
(Unaudited)**

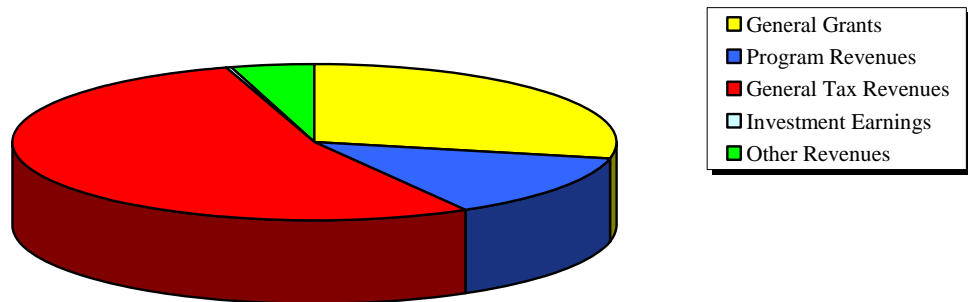
The District revenues are mainly from two sources. Property taxes levied for general and capital projects purposes and grants and entitlements comprised 82.1% of the District’s revenues for governmental activities.

The District depends greatly on property taxes as a revenue source. The unique nature of property taxes in Ohio creates the need to routinely seek voter approval for operating funds. The overall revenues generated by a levy will not increase solely as a result of inflation. As an example, a homeowner with a home valued at \$100,000 and taxed at 1.0 mill would pay \$35.00 annually in taxes. If three years later the home were reappraised and increased to \$200,000 (and this inflationary increase in value is comparable to other property owners) the effective tax rate would become .5 mills and the owner would still pay \$35.00.

Thus Ohio district dependent upon property taxes are hampered by a lack of revenue growth and must regularly return to the voters to maintain a constant level of service. Property taxes made up 53.81% of revenue for governmental activities for the District in fiscal year 2010.

**Governmental Activities
Revenue Sources**

		<u>Percentage</u>
General Grants	\$4,760,605	28.31%
Program Revenues	2,227,357	13.24%
General Tax Revenues	9,049,151	53.81%
Investment Earnings	17,928	0.11%
Other Revenues	<u>763,175</u>	<u>4.53%</u>
Total Revenue Sources	<u><u>\$16,818,216</u></u>	<u><u>100.00%</u></u>



Instruction comprises 54.1% of governmental program expenses. Support services expenses were 38.1% of governmental program expenses. All other expenses including interest expense were 7.8% . Interest expense was attributable to the outstanding bond and borrowing for capital projects.

Revenue increased by 7.8% from 2009 to 2010. The increase was mainly due to an increase in property taxes and operating grants and contributions.

**Deer Park City School District
Management's Discussion and Analysis
For the Fiscal Year Ended June 30, 2010
(Unaudited)**

Governmental Activities

The Statement of Activities shows the cost of program services and the charges for services and grants offsetting those services. Table 3 shows, for government activities, the total cost of services and the net cost of services. That is, it identifies the cost of these services supported by tax revenue and unrestricted State entitlements.

**Table 3
Governmental Activities**

	Total Cost of Services		Net Cost of Services	
	2010	2009	2010	2009
Instruction	\$7,972,747	\$7,971,084	(\$7,101,558)	(\$7,315,761)
Support Services:				
Pupil and Instructional Staff	1,852,461	1,852,852	(1,524,926)	(1,531,999)
School Administrative, General				
Administration, Fiscal and Business	1,905,466	1,972,709	(1,836,424)	(1,962,121)
Operations and Maintenance	1,409,694	1,300,659	(1,239,647)	(1,288,144)
Pupil Transportation	309,709	283,865	(272,972)	(244,577)
Central	143,572	155,123	(137,266)	(150,123)
Operation of Non-Instructional Services	592,139	642,622	32,893	(71,895)
Extracurricular Activities	536,631	564,148	(415,162)	(377,848)
Interest and Fiscal Charges	25,697	30,684	(25,697)	(30,684)
Total Expenses	\$14,748,116	\$14,773,746	(\$12,520,759)	(\$12,973,152)

The District's Funds

The District has one major governmental fund: the General Fund. Assets of the general fund comprised \$14,199,030 (90%) of the total \$15,722,010 governmental funds assets.

General Fund: Fund balance at June 30, 2010 was \$6,850,806; an increase in fund balance of \$1,690,676 from 2009.

General Fund Budgeting Highlights

The District's budget is prepared according to Ohio law and is based on accounting for certain transactions on a basis of cash receipts, disbursements and encumbrances. The most significant budgeted fund is the General Fund.

During the course of fiscal 2010, the District amended its general fund budget. The District uses site-based budgeting and the budgeting systems are designed to tightly control total site budgets but provide flexibility for site management. During the course of the year, the District revised the Budget in an attempt to deal with unexpected changes in revenues and expenditures.

For the General Fund, final budget basis revenue was \$14,873,912, compared to original budget estimates of \$14,765,373. Of the \$108,539 difference, most was due to an under estimate for taxes and intergovernmental revenue.

The District's general fund ending unobligated cash balance was \$4,789,229 at fiscal year end.

**Deer Park City School District
Management's Discussion and Analysis
For the Fiscal Year Ended June 30, 2010
(Unaudited)**

Capital Assets and Debt Administration

Capital Assets

At the end of fiscal 2010, the District had \$3,414,789 invested in land, buildings and improvements, and equipment. Table 4 shows fiscal 2010 balances compared to fiscal 2009:

**Table 4
Capital Assets at Year End
(Net of Depreciation)**

	Governmental Activities	
	2010	2009
Land	\$330,425	\$330,425
Buildings and Improvements	2,489,164	2,601,136
Equipment	595,200	582,258
Total Net Capital Assets	<u>\$3,414,789</u>	<u>\$3,513,819</u>

The increase in capital assets is due to additions being greater than depreciation expense for the fiscal year.

See Note 6 to the basic financial statements for further details on the District's capital assets.

Debt

At June 30, 2010, the District had \$540,535 in capital leases payable, \$126,828 due within one year. Table 5 summarizes bonds and capital leases outstanding at year end.

**Table 5
Outstanding Debt at Year End**

	Governmental Activities	
	2010	2009
Capital Lease Payable:		
Stadium Improvements	\$540,535	\$662,200

See Notes 7-8 to the basic financial statements for further details on the District's long-term liabilities.

**Deer Park City School District
Management's Discussion and Analysis
For the Fiscal Year Ended June 30, 2010
(Unaudited)**

For the Future

In July, 2009, the Ohio's Governor signed HB 1, the state biennium budget bill. Included in this bill was a complete overhaul of the school funding model for all school districts in Ohio. The new Ohio Evidence-Based Model (OEBM) replaces the long-standing foundation formula that was declared unconstitutional by the Ohio Supreme Court. If ever fully-funded, the new model has the potential to drive funding based on student needs and could result in additional revenue. However, the current economic crisis has reduced revenue at the state level prompting budget reduction measures across the State. As such, the funding for the OEBM is going to be phased in for FY10 and FY11 by allocating the funding for each year based on 99% of the FY09 funding and 98% of the FY10 funding, respectively. Federal stimulus funds are being used in Ohio to balance the education budget and as such, funding for public education at the current level is not secure beyond FY11. This uncertainty could have a major impact on our instructional and operational programs. The need for additional revenue and or expenditure reductions will need to be monitored closely.

This scenario requires management to plan carefully and prudently to provide the resources to meet student needs over the next several years.

All of the District's financial abilities will be needed to meet the challenges of the future. With careful planning and monitoring of the District's finances, the District's management is confident that the District can continue to provide a quality education for our students and provide a secure financial future.

Contacting the District's Financial Management

This financial report is designed to provide our citizens, taxpayers, and investors and creditors with a general overview of the District's finances and to show the District's accountability for the money it receives. If you have questions about this report or need additional financial information, contact Dan Mpagi, Treasurer at Deer Park City School District, 4131 Matson Ave, Cincinnati, Ohio 45236. Or E-mail at mpagi.d@deerparkcityschools.org.

Deer Park City School District
Statement of Net Assets
June 30, 2010

	<u>Governmental Activities</u>
Assets:	
Equity in Pooled Cash and Investments	\$5,764,384
Restricted Cash and Investments	50,000
Receivables:	
Taxes	8,944,108
Accounts	15,950
Interest	738
Intergovernmental	945,997
Inventory	833
Nondepreciable Capital Assets	330,425
Depreciable Capital Assets, Net	<u>3,084,364</u>
 Total Assets	 <u>19,136,799</u>
Liabilities:	
Accounts Payable	74,386
Accrued Wages and Benefits	1,630,572
Accrued Interest Payable	3,784
Unearned Revenue	5,467,381
Long-Term Liabilities:	
Due Within One Year	279,544
Due In More Than One Year	<u>1,179,741</u>
 Total Liabilities	 <u>8,635,408</u>
Net Assets:	
Invested in Capital Assets, Net of Related Debt	2,874,254
Restricted for:	
Debt Service	18,190
Capital Projects	608,154
Set-Aside	50,000
Other Purposes	513,922
Unrestricted	<u>6,436,871</u>
 Total Net Assets	 <u><u>\$10,501,391</u></u>

See accompanying notes to the basic financial statements.

Deer Park City School District
Statement of Activities
For the Fiscal Year Ended June 30, 2010

	Expenses	Program Revenues		Net (Expense) Revenue and Changes in Net Assets
		Charges for Services and Sales	Operating Grants and Contributions	Governmental Activities
Governmental Activities:				
Instruction:				
Regular	\$6,321,144	\$135,344	\$368,064	(\$5,817,736)
Special	1,436,696	8,481	344,864	(1,083,351)
Vocational	214,907	0	5,749	(209,158)
Other	0	0	8,687	8,687
Support Services:				
Pupil	959,683	0	135,533	(824,150)
Instructional Staff	892,778	0	192,002	(700,776)
General Administration	67,845	0	0	(67,845)
School Administration	1,111,612	48,000	0	(1,063,612)
Fiscal	566,958	0	10,224	(556,734)
Business	159,051	0	10,818	(148,233)
Operations and Maintenance	1,409,694	13,978	156,069	(1,239,647)
Pupil Transportation	309,709	0	36,737	(272,972)
Central	143,572	0	6,306	(137,266)
Operation of Non-Instructional Services	592,139	230,554	394,478	32,893
Extracurricular Activities	536,631	121,469	0	(415,162)
Interest and Fiscal Charges	25,697	0	0	(25,697)
Total Governmental Activities	\$14,748,116	\$557,826	\$1,669,531	(12,520,759)

General Revenues:	
Property Taxes Levied for:	
General Purposes	8,636,302
Capital Projects Purposes	412,849
Grants and Entitlements not Restricted	4,760,605
Payment in Lieu of Taxes	637,078
Unrestricted Contributions	14,700
Investment Earnings	17,928
Other Revenues	111,397
Total General Revenues	14,590,859
Change in Net Assets	2,070,100
Net Assets Beginning of Year, Restated	8,431,291
Net Assets End of Year	\$10,501,391

See accompanying notes to the basic financial statements.

Deer Park City School District
Balance Sheet
Governmental Funds
June 30, 2010

	General	Other Governmental Funds	Total Governmental Funds
Assets:			
Equity in Pooled Cash and Investments	\$4,984,825	\$779,559	\$5,764,384
Restricted Cash and Investments	50,000	0	50,000
Receivables:			
Taxes	8,531,313	412,795	8,944,108
Accounts	14,974	976	15,950
Interest	727	11	738
Intergovernmental	617,191	328,806	945,997
Inventory	0	833	833
Total Assets	14,199,030	1,522,980	15,722,010
Liabilities and Fund Balances:			
Liabilities:			
Accounts Payable	54,876	19,510	74,386
Accrued Wages and Benefits	1,529,866	100,706	1,630,572
Compensated Absences	34,574	1,391	35,965
Deferred Revenue	5,728,908	558,161	6,287,069
Total Liabilities	7,348,224	679,768	8,027,992
Fund Balances:			
Reserved for Encumbrances	189,573	150,076	339,649
Reserved for Inventory	0	833	833
Reserved for Property Tax Advances	3,111,000	153,000	3,264,000
Reserved for Set-Aside	50,000	0	50,000
Unreserved, Undesignated, Reported in:			
General Fund	3,500,233	0	3,500,233
Special Revenue Funds	0	127,868	127,868
Debt Service Funds	0	18,190	18,190
Capital Projects Funds	0	393,245	393,245
Total Fund Balances	6,850,806	843,212	7,694,018
Total Liabilities and Fund Balances	\$14,199,030	\$1,522,980	\$15,722,010

See accompanying notes to the basic financial statements.

Deer Park City School District
 Reconciliation of Total Governmental Fund Balance to
 Net Assets of Governmental Activities
 June 30, 2010

Total Governmental Fund Balance		\$7,694,018
Amounts reported for governmental activities in the statement of net assets are different because:		
Capital assets used in governmental activities are not financial resources and therefore are not reported in the funds.		3,414,789
Other long-term assets are not available to pay for current-period expenditures and therefore are deferred in the funds.		
Delinquent Property Taxes	502,176	
Intergovernmental	<u>317,512</u>	
		819,688
In the statement of net assets interest payable is accrued when incurred, whereas in the governmental funds interest is reported as a liability only when it will require the use of current financial resources.		(3,784)
Some liabilities reported in the statement of net assets do not require the use of current financial resources and therefore are not reported as liabilities in governmental funds.		
Compensated Absences	<u>(882,785)</u>	
		(882,785)
Long-term liabilities, are not due and payable in the current period and therefore are not reported in the funds.		<u>(540,535)</u>
Net Assets of Governmental Activities		<u><u>\$10,501,391</u></u>

See accompanying notes to the basic financial statements.

Deer Park City School District
Statement of Revenues, Expenditures
and Changes in Fund Balance
Governmental Funds
For the Fiscal Year Ended June 30, 2010

	General	Other Governmental Funds	Total Governmental Funds
Revenues:			
Taxes	\$8,562,925	\$411,295	\$8,974,220
Revenue in lieu of taxes	617,932	0	617,932
Tuition and Fees	122,979	0	122,979
Investment Earnings	17,838	90	17,928
Intergovernmental	4,866,345	1,381,816	6,248,161
Extracurricular Activities	30,597	109,994	140,591
Charges for Services	48,000	211,432	259,432
Other Revenues	56,276	104,644	160,920
Total Revenues	14,322,892	2,219,271	16,542,163
Expenditures:			
Current:			
Instruction:			
Regular	5,934,206	310,048	6,244,254
Special	1,223,961	196,238	1,420,199
Vocational	190,086	0	190,086
Support Services:			
Pupil	829,667	118,867	948,534
Instructional Staff	473,790	405,250	879,040
General Administration	67,845	0	67,845
School Administration	1,117,524	0	1,117,524
Fiscal	540,873	15,682	556,555
Business	154,718	0	154,718
Operations and Maintenance	1,141,152	338,933	1,480,085
Pupil Transportation	296,053	5,300	301,353
Central	137,058	2,644	139,702
Operation of Non-Instructional Services	2,623	585,734	588,357
Extracurricular Activities	354,517	174,018	528,535
Debt Service:			
Principal Retirement	121,665	0	121,665
Interest and Fiscal Charges	26,548	0	26,548
Total Expenditures	12,612,286	2,152,714	14,765,000
Excess of Revenues Over (Under) Expenditures	1,710,606	66,557	1,777,163
Other Financing Sources (Uses):			
Proceeds from Sale of Capital Assets	5,850	0	5,850
Transfers In	0	25,780	25,780
Transfers (Out)	(25,780)	0	(25,780)
Total Other Financing Sources (Uses)	(19,930)	25,780	5,850
Net Change in Fund Balance	1,690,676	92,337	1,783,013
Fund Balance Beginning of Year, Restated	5,160,130	750,875	5,911,005
Fund Balance End of Year	\$6,850,806	\$843,212	\$7,694,018

See accompanying notes to the basic financial statements.

Deer Park City School District
 Reconciliation of the Statement of Revenues, Expenditures, and Changes
 in Fund Balance of Governmental Funds to the Statement of Activities
 For the Fiscal Year Ended June 30, 2010

Net Change in Fund Balance - Total Governmental Funds \$1,783,013

Amounts reported for governmental activities in the
 statement of activities are different because:

Governmental funds report capital asset additions as expenditures.

However, in the statement of activities, the cost of those assets is
 allocated over their estimated useful lives as depreciation
 expense. This is the amount of the difference between capital
 asset additions and depreciation in the current period.

Capital assets used in governmental activities	152,120	
Depreciation Expense	<u>(237,493)</u>	(85,373)

Governmental funds only report the disposal of assets to the
 extent proceeds are received from the sale. In the statement
 of activities, a gain or loss is reported for each disposal. The
 amount of the proceeds must be removed and the gain or loss
 on the disposal of capital assets must be recognized. This is the
 amount of the difference between the proceeds and the gain or loss. (13,657)

Revenues in the statement of activities that do not provide
 current financial resources are not reported as revenues in
 the funds.

Delinquent Property Taxes	74,932	
Intergovernmental	<u>201,121</u>	276,053

Repayment of bond principal is an expenditure in the
 governmental funds, but the repayment reduces long-term
 liabilities in the statement of net assets. 121,665

In the statement of activities interest expense is accrued when incurred,
 whereas in governmental funds an interest expenditure is reported
 when due. 851

Some expenses reported in the statement of activities do not require the
 use of current financial resources and therefore are not reported as
 expenditures in governmental funds.

Compensated Absences	<u>(12,452)</u>	
		<u>(12,452)</u>

Change in Net Assets of Governmental Activities \$2,070,100

See accompanying notes to the basic financial statements.

Deer Park City School District
Statement of Fiduciary Net Assets
Fiduciary Funds
June 30, 2010

	Private Purpose Trust Fund	Agency
Assets:		
Equity in Pooled Cash and Investments	\$40,050	\$8,144
Total Assets	<u>40,050</u>	<u>8,144</u>
Liabilities:		
Other Liabilities	<u>0</u>	<u>8,144</u>
Total Liabilities	<u>0</u>	<u>\$8,144</u>
Net Assets:		
Held in Trust	<u>40,050</u>	
Total Net Assets	<u>\$40,050</u>	

See accompanying notes to the basic financial statements.

Deer Park City School District
Statement of Changes in Fiduciary Net Assets
Fiduciary Fund
For the Fiscal Year Ended June 30, 2010

	Private Purpose Trust Fund
Additions:	
Donations	\$0
Total Additions	0
Deductions:	
Scholarships	0
Total Deductions	0
Change in Net Assets	0
Net Assets Beginning of Year	40,050
Net Assets End of Year	\$40,050

See accompanying notes to the basic financial statements.

Deer Park City School District
Notes to the Basic Financial Statements
For The Fiscal Year Ended June 30, 2010

Note 1 - Description of the District

The Deer Park City School, Hamilton County, Ohio (the District) was chartered by the Ohio State Legislature in 1832 when state laws were enacted to create local Boards of Education. Today, the District operates under current standards prescribed by the Ohio State Board of Education as provided in division (D) of Section 3301.07 and Section 119.01 of the Ohio Revised Code.

The District operates under a locally elected five member Board form of government and provides educational services as authorized by its charter or further mandated by state and /or federal agencies. This Board controls the District's instructional and support facilities staffed by 30 non-certificated personnel and 89 certificated full time teaching and administrative personnel to provide services to students and other community members.

The District is the 20th largest in Hamilton County in terms of enrollment. It currently operates two elementary schools, and one high school (grades 7-12).

Reporting Entity

In accordance with Governmental Accounting Standards Board [GASB] Statement 14, the financial reporting entity consists of a primary government. The District is a primary government because it is a special-purpose government that has a separately elected governing body, is legally separate, and is fiscally independent of other state and local governments.

There are no component units combined with the District for financial statement presentation purposes, and it is not included in any other governmental reporting entity. Consequently, the District's financial statements include only the funds of those organizational entities for which its elected governing body is financially accountable. The District's major operations include education, pupil transportation, food service, and maintenance of District facilities.

The District is associated with two organizations defined as a jointly governed organizations. These organizations, the Hamilton/Clermont Cooperative Association and the Greater Cincinnati Insurance Consortium, are presented in Note 15.

Note 2 - Summary of Significant Accounting Policies

The financial statements of the District have been prepared in conformity with generally accepted accounting principles (GAAP) as applied to governmental units. The Governmental Accounting Standards Board (GASB) is the accepted standard-setting body for establishing governmental accounting and financial reporting principles. The most significant of the District's accounting policies are described below.

Deer Park City School District
Notes to the Basic Financial Statements
For The Fiscal Year Ended June 30, 2010

Measurement Focus

Government-wide Financial Statements

The District's basic financial statements consist of government-wide statements, including a statement of net assets and a statement of activities and fund financial statements which provide a more detailed level of financial information.

The government-wide statements are prepared using the economic resources measurement focus. All assets and liabilities associated with the operation of the District are included on the statement of net assets. Fiduciary Funds are not included in entity-wide statements.

The government-wide statement of activities presents a comparison between direct expenses and program revenues for each function or program of the District's governmental activities. Direct expenses are those that are specifically associated with a service, program or department and therefore clearly identifiable to a particular function. Program revenues include charges paid by the recipient of the goods or services offered by the program and contributions that are restricted to meeting the operational or capital requirements of a particular program. Revenues which are not classified as program revenues are presented as general revenues of the District, with certain limited exceptions. The comparison of direct expenses with program revenues identifies the extent to which each governmental function is self-financing or draws from the general revenues of the District.

Fund Financial Statements

All governmental funds are accounted for using a flow of current financial resources measurement focus. With this measurement focus, only current assets and current liabilities generally are included on the balance sheet. The statement of revenues, expenditures and changes in fund balances reports on the sources (i.e., revenues and other financing sources) and uses (i.e., expenditures and other financing uses) of current financial resources. This approach differs from the manner in which the governmental activities of the government-wide financial statements are prepared. Governmental fund financial statements therefore include reconciliation with brief explanations to better identify the relationship between the government-wide statements and the statements for governmental funds.

The private purpose trust is reported using the economic resources measurement focus.

Fund Accounting

The District uses funds to maintain its financial records during the fiscal year. Fund accounting is designed to demonstrate legal compliance and to aid management by segregating transactions related to certain District functions or activities. A fund is defined as a fiscal and accounting entity with a self-balancing set of accounts. The various funds of the District are grouped into the categories governmental and fiduciary. The focus of government fund financial statements is on major funds rather than reporting funds by type. Each major fund is presented in a separate column. Nonmajor funds are aggregated and presented in a single column.

Deer Park City School District
Notes to the Basic Financial Statements
For The Fiscal Year Ended June 30, 2010

Governmental Funds

Governmental funds focus on the sources, uses and balances of current financial resources. Expendable assets are assigned to the various governmental funds according to the purposes for which they may or must be used. Current liabilities are assigned to the fund from which they will be paid. The difference between governmental fund assets and liabilities is reported as fund balance. The following is the District's major governmental fund:

General Fund - The general fund is used to account for all financial resources except those required to be accounted for in another fund. The general fund balance is available for any purpose provided it is expended or transferred according to the general laws of Ohio.

Fiduciary Funds

Fiduciary fund reporting focuses on net assets and changes in net assets. The fiduciary fund category is split into four classifications: pension trust funds, investment trust funds, private purpose trust funds and agency funds. Trust funds are used to account for assets held by the School District under a trust agreement for individuals, private organizations, or other governments and are therefore not available to support the District's own programs. Agency funds are custodian in nature (assets equal liabilities) and do not involve measurement of results of operations. The student activities agency fund is used to account for assets and liabilities generated by student managed activities. The School District's only trust fund is a private purpose trust which accounts for scholarship programs for students.

Basis Of Accounting

Basis of accounting determines when transactions are recorded in the financial records and reported on the financial statements. Government-wide financial statements are prepared using the accrual basis of accounting. Governmental funds use the modified accrual basis of accounting. Fiduciary funds also use the accrual basis of accounting. Differences in the actual and the modified accrual basis of accounting arise in the recognition of revenue, the recording of deferred revenue, and in the presentation of expenses versus expenditures.

Revenues – Exchange and Non-exchange Transactions

Revenue resulting from exchange transactions, in which each party gives and receives essentially equal value, is recorded on the accrual basis when the exchange takes place. On a modified accrual basis, revenue is recorded in the fiscal year in which the resources are measurable and become available. Available means that the resources will be collected within the current fiscal year or are expected to be collected soon enough thereafter to be used to pay liabilities of the current fiscal year. For the District, available means expected to be received within sixty days of fiscal year end.

Deer Park City School District
Notes to the Basic Financial Statements
For The Fiscal Year Ended June 30, 2010

Nonexchange transactions, in which the District receives value without directly giving equal value in return, included property taxes, grants, entitlements and donations. On an accrual basis, revenue from property taxes is recognized in the fiscal year for which the taxes are levied. Revenue from grants, entitlements and donations is recognized in the fiscal year in which all eligibility requirements have been satisfied. Eligibility requirements include timing requirements, which specify the year when the resources are required to be used or the year when use is first permitted, matching requirements, in which the District must provide local resources to be used for a specified purpose, and expenditure requirements, in which the resources are provided to the District on a reimbursement basis. On a modified accrual basis, revenue from nonexchange transactions must also be available before it can be recognized.

Under the modified accrual basis, the following revenue sources are considered to be both measurable and available at year end: property taxes available for advance, grants and interest.

Deferred Revenue

Deferred revenue arises when assets are recognized before revenue recognition criteria have been satisfied.

Property taxes for which there is an enforceable legal claim as of June 30, 2010, but which were levied to finance fiscal year 2011 operations, have been recorded as deferred revenue. Grants and entitlements received before the eligibility requirements are met are also recorded as deferred revenue.

On governmental fund financial statements, receivables that will not be collected within the available period have also been reported as deferred revenue.

Unearned Revenue

Unearned revenue represents amounts under the accrual basis of accounting for which asset recognition criteria have been met, but for which revenue recognition criteria have not been met because such amounts have not yet been earned.

Expenses/Expenditures

On the accrual basis of accounting, expenses are recognized at the time they are incurred. The fair value of donated commodities used during the year is reported in the operating statement as an expense with a like amount reported as donated commodities revenue.

The measurement focus of governmental fund accounting is on decreases in net financial resources (expenditures) rather than expenses. Expenditures are generally recognized in the accounting period in which the related fund liability is incurred, if measurable. Allocations of cost, such as depreciation and amortization, are not recognized in the governmental funds.

Deer Park City School District
Notes to the Basic Financial Statements
For The Fiscal Year Ended June 30, 2010

Equity In Pooled Cash And Investments

Cash received by the District is pooled for investment purposes. Interest in the pool is presented as “Equity in Pooled Cash and Investments” on the financial statements.

Except for nonparticipating investment contracts, investments are reported at fair value which is based on quoted market prices. Nonparticipating investment contracts such as nonnegotiable certificates of deposits and repurchase agreements are reported at cost.

The District has invested funds in the State Treasury Asset Reserve of Ohio (STAR Ohio) during fiscal year 2010. STAR Ohio is an investment pool managed by the State Treasurer’s Office, which allows governments within the State to pool their funds for investment purposes. STAR Ohio is not registered with the SEC as an investment company but does operate in a manner consistent with Rule2A7 of the Investment Company Act of 1940. Investments in STAR Ohio are valued at STAR Ohio’s share price, which is the price the investment could be sold for on June 30, 2010.

Following Ohio statutes, the Board has, by resolution, specified the funds to receive an allocation of interest earnings. Interest revenue during fiscal year 2010 amounted to \$17,838 credited to the general fund and \$90 credited to other governmental funds.

Inventory

Inventories are presented at cost on a first in, first out basis and are expended/expensed when used. Inventory for a School District consists of food held for resale and consumable supplies.

Capital Assets

All capital assets are capitalized at cost (or estimated historical cost) and updated for additions and retirements during the year. Donated capital assets are recorded at their fair market values as of the date received. The District maintains a capitalization threshold of two thousand five hundred dollars (\$2,500). The District does not possess any infrastructure. Improvements are capitalized; the costs of normal maintenance and repairs that do not add to the value of the asset or materially extend an asset’s life are not. Interest incurred during the construction of capital assets is also capitalized.

All reported capital assets are depreciated, except land. Improvements are depreciated over the remaining useful lives of the related capital assets. Depreciation is allocated using the straight-line method over the following useful lives:

<u>Description</u>	<u>Governmental Activities Estimated Lives</u>
Buildings and Improvements	10-50 years
Equipment	5-20 years

Deer Park City School District
Notes to the Basic Financial Statements
For The Fiscal Year Ended June 30, 2010

Compensated Absences

The District reports compensated absences in accordance with the provisions of GASB Statement No. 16, "Accounting for Compensated Absences." Vacation benefits are accrued as a liability as the benefits are earned if the employees' rights to receive compensation are attributable to services already rendered and it is probable that the District will compensate the employees for the benefits through paid time off or some other means. The District records a liability for accumulated unused vacation time, when earned, for all employees with more than one year of service.

Sick leave benefits are accrued as a liability using the vesting method. The entire compensated absence liability is reported on the government-wide financial statements.

For governmental fund financial statements, the current portion of unpaid compensated absences is the amount expected to be paid using expendable available resources. These amounts are recorded in the account "compensated absences payable" in the fund from which the employees who have accumulated unpaid leave are paid. Compensated absences are reported in governmental funds only if they have matured.

Net Assets

Net assets represent the difference between assets and liabilities. Net assets invested in capital assets, net of related debt consists of capital assets, net of accumulated depreciation, reduced by the outstanding balances of any borrowings used for the acquisition, construction or improvement of those assets. Net assets are reported as restricted when there are limitations imposed on their use either through the enabling legislation adopted by the District or through external restrictions imposed by creditors, grantors or laws or regulations of other governments.

The District applies restricted resources when an expense is incurred for purposes for which both restricted and unrestricted net assets are available. Of the District's \$1,190,266 in restricted net assets, none were restricted by enabling legislation.

Interfund Activity

Exchange transactions between funds are reported as revenues in the seller funds and as expenditures/expenses in the purchaser funds. Flows of cash or goods from one fund to another without a requirement for repayment are reported as interfund transfers. Interfund transfers are reported as other financing sources/uses in governmental funds. Repayments from funds responsible for particular expenditures/expenses to the funds that initially paid for them are not presented on the financial statements.

On fund financial statements, receivables and payables resulting from short-term interfund loans are classified as "interfund receivables/payables". These amounts are eliminated in the governmental activities column on the Statement of Net Assets.

Deer Park City School District
Notes to the Basic Financial Statements
For The Fiscal Year Ended June 30, 2010

As a general rule the effect of interfund (internal) activity has been eliminated from the government-wide statement of activities. The interfund services provided and used are not eliminated in the process of consolidation.

Estimates

The preparation of financial statements in conformity with generally accepted accounting principles requires management to make estimates and assumptions that affect the amounts reported in the financial statements and accompanying notes. Actual results may differ from those estimates.

Restricted Assets

Restricted assets in the general fund represent equity in pooled cash and investments set aside to establish a budget stabilization reserve. A corresponding fund balance reserve has also been established.

Fund Equity

Reserved fund balances indicate a portion of fund equity which is not available for current appropriation or is legally segregated for a specific use. Fund balances are reserved for encumbrances, property tax advances, inventory and set-asides. The unreserved portion of fund equity, reflected for the Governmental Funds, is available for use within the specific purpose of those funds.

Note 3 - Equity in Pooled Cash and Investments

The District maintains a cash and investment pool used by all funds. Each fund type's portion of this pool is displayed on the combined balance sheet as "Equity in Pooled Cash and Investments."

State statute requires the classification of monies held by the District into three categories:

Active Monies - Those monies required to be kept in a "cash" or "near cash" status for immediate use by the District. Such monies must by law be maintained either as cash in the District treasury, in depository accounts payable or withdrawable on demand.

Inactive Monies – Those monies not required for use within the current two year period of designated depositories. Ohio law permits inactive monies to be deposited or invested as certificates of deposit maturing not later than the end of the current period of designated depositories, or as savings or deposit accounts, including, but not limited to passbook accounts.

Interim Monies – Those monies which are not needed for immediate use but which will be needed before the end of the current period of designation of depositories. Ohio law permits interim monies to be invested or deposited in the following securities:

Deer Park City School District
Notes to the Basic Financial Statements
For The Fiscal Year Ended June 30, 2010

- (1) Bonds, notes, or other obligations of or guaranteed by the United States, or those for which the faith of the United States is pledged for the payment of principal and interest.
- (2) Bonds, notes, debentures, or other obligations or securities issued by any federal governmental agency.
- (3) No-load money market mutual funds consisting exclusively of obligations described in (1) or (2) above and repurchase agreements secured by such obligations, provided that investments in securities described in this division are made only through eligible institutions.
- (4) Interim deposits in the eligible institutions applying for interim monies to be evidenced by time certificates of deposit maturing not more than one year from date of deposit, or by savings or deposit accounts, including, but limited to, passbook accounts.
- (5) Bonds and other obligations of the State of Ohio.
- (6) The Ohio State Treasurer's investment pool (STAR Ohio).
- (7) Commercial paper and banker's acceptances which meet the requirements established by Ohio Revised Code, Sec. 135.142.
- (8) Under limited circumstances, corporate debt interests in either of the two highest rating classifications by at least two nationally recognized rating agencies.

Protection of the District's deposits is provided by the Federal Deposit Insurance Corporation, by eligible securities pledged by the financial institution as security for repayment, by surety company bonds deposited with the treasurer by the financial institution or by a single collateral pool established by the financial institution to secure the repayment of all public moneys deposited with the institution.

Investments in stripped principal or interest obligations, reverse repurchase agreements and derivatives are prohibited. The issuance of taxable notes for the purpose of arbitrage, the use of leverage and short selling are also prohibited. An investment must mature within five years from the date of purchase unless matched to a specific obligation or debt of the District, and must be purchased with the expectation that it will be held to maturity. Investments may only be made through specified dealers and institutions. Payment for investments may be made only upon delivery of the securities representing the investments to the treasurer or, if the securities are not represented by a certificate, upon receipt of confirmation of transfer from the custodian.

Deer Park City School District
Notes to the Basic Financial Statements
For The Fiscal Year Ended June 30, 2010

Deposits

Custodial credit risk is the risk that in the event of a bank failure, the District's deposits may not be returned to it. The District's policy for deposits is any balance not covered by depository insurance will be collateralized by the financial institutions with pledged securities. As of June 30, 2010, \$607,283 of the District's bank balance of \$1,461,283 was exposed to custodial risk because it was uninsured and collateralized with securities held by the pledging financial institution's trust department or agent, but not in the District's name.

Ohio Revised Code Chapter 135, Uniform Depository Act, authorizes pledging of pooled securities in lieu of specific securities. Specifically, a designated public depository may pledge a single pool of eligible securities to secure repayment of all public monies deposited in the financial institution, provided that all times the total value of the securities so pledged is at least equal to 105% of the total amount of all public deposits secured by the pool, including the portion of such deposits covered by any federal deposit insurance.

Investments

As of June 30, 2010, the District had the following investments:

<u>Investment Type</u>	<u>Fair Value</u>	<u>Weighted Average Maturity (Years)</u>
STAROhio	\$722,774	0.15
Money Market Funds	4,002,762	0.00
Total Fair Value	<u>\$4,725,536</u>	
Portfolio Weighted Average Maturity		0.02

Interest rate risk - In accordance with the investment policy, the District manages its exposure to declines in fair values by limiting the weighted average maturity of its investment portfolio to three years.

Credit Risk – It is the District's policy to limit its investments that are not obligations of the U.S. Government or obligations explicitly guaranteed by the U.S. Government to investments which have the highest credit quality rating issued by nationally recognized statistical rating organizations. The District's investments in Money Market Funds were rated AAA by Standards & Poor's and Fitch ratings and Aaa by Moody's Investors Service. Investments in STAROhio were rated AAAM by Standards & Poor's.

Concentration of credit risk – The District's investment policy allows investments in U.S. Agencies or Instrumentalities. The District has 15% invested in STAROhio and 85% invested in Money Market funds.

Deer Park City School District
Notes to the Basic Financial Statements
For The Fiscal Year Ended June 30, 2010

Custodial credit risk is the risk that in the event of the failure of the counterparty, the District will not be able to recover the value of its investments or collateral securities that are in the possession of an outside party. All of the District's securities are either insured and registered in the name of the District or at least registered in the name of the District.

Note 4 - Property Taxes

Real property taxes collected in 2010 were levied in April on the assessed values as of January 1, 2009, the lien date. Assessed values are established by the County Auditor at 35 percent of appraised market value. A re-evaluation of real property is required to be completed no less than every six years, with a statistical update ever third year.

Tangible personal property tax revenue received during calendar year 2010 (other than public utility property tax) represents the collection of 2010 taxes levied against local and interexchange telephone companies. Tangible personal property tax on business inventory, manufacturing machinery and equipment, and furniture and fixtures is no longer levied and collected. The October 2008 tangible personal property tax settlement was the last property tax settlement for general personal property taxes. Tangible personal property taxes received from telephone companies in calendar year 2010 were levied after April 1, 2009, on the value as of December 31, 2009. Payments by multi-county taxpayers are due September 20. Single county taxpayers may pay annually or semi-annually. If paid annually, payment is due April 30; if paid semi-annually, the first payment is due April 30, with the remainder payable by September 20. Tangible personal property taxes paid by April 30 are usually received by the School District prior to June 30.

Real property taxes are payable annually or semi-annually. In 2010, if paid annually, payment was due by January 20th. If paid semi-annually, the first payment (at least 1/2 amount billed) was due January 20th with the remainder due on June 20th.

The County Auditor remits portions of the taxes collected to all taxing districts with periodic settlements of real and public utility property taxes in February and August and tangible personal property taxes in June and October. The District records billed but uncollected property taxes as receivables at their estimated net realizable value.

Accrued property taxes receivable represent delinquent taxes outstanding and real property, personal property and public utility taxes which became measurable at June 30, 2010. Delinquent property taxes collected within 60 days are included as a receivable and tax revenue as of June 30, 2010. Although total property tax collections for the next fiscal year are measurable, only the amount available as an advance at June 30 is available to finance current year operations. The receivable is, therefore, offset by a credit to deferred revenue for that portion not intended to finance current year operations. The amount available as an advance at June 30, 2010, was \$3,111,000 for General Fund and \$153,000 for Other Governmental Funds, and is recognized as revenue, with a corresponding reserve to fund balance since the Board did not appropriate these receivables for fiscal year 2010 operations.

On a full accrual basis, collectible delinquent property taxes have been recorded as a receivable and revenue, while on a modified accrual basis the revenue has been deferred.

Deer Park City School District
Notes to the Basic Financial Statements
For The Fiscal Year Ended June 30, 2010

The assessed values upon which the fiscal year 2010 taxes were collected are:

	<u>Amount</u>
Agricultural/Residential and Other Real Estate	\$244,628,230
Public Utility Personal	<u>8,113,390</u>
Total	<u><u>\$252,741,620</u></u>

Note 5 – Receivables

Receivables at June 30, 2010, consisted of taxes, accounts, intergovernmental grants, and interest. All receivables are considered collectible in full due to the ability to foreclose for the nonpayment of taxes, the stable condition of State programs, and the current year guarantee of federal funds.

Note 6 - Capital Assets

Capital asset activity for the fiscal year ended June 30, 2010, was as follows:

	<u>Beginning Balance</u>	<u>Additions</u>	<u>Deletions</u>	<u>Ending Balance</u>
Governmental Activities				
<i>Capital Assets, not being depreciated:</i>				
Land	\$330,425	\$0	\$0	\$330,425
<i>Capital Assets, being depreciated:</i>				
Buildings and Improvements	28,033,669	37,777	0	28,071,446
Equipment	<u>1,200,706</u>	<u>114,343</u>	<u>32,847</u>	<u>1,282,202</u>
Totals at Historical Cost	<u><u>29,564,800</u></u>	<u><u>152,120</u></u>	<u><u>32,847</u></u>	<u><u>29,684,073</u></u>
Less Accumulated Depreciation:				
Buildings and Improvements	25,432,533	149,749	0	25,582,282
Equipment	<u>618,448</u>	<u>87,744</u>	<u>19,190</u>	<u>687,002</u>
Total Accumulated Depreciation	<u><u>26,050,981</u></u>	<u><u>237,493</u></u>	<u><u>19,190</u></u>	<u><u>26,269,284</u></u>
Governmental Activities Capital Assets, Net	<u><u>\$3,513,819</u></u>	<u><u>(\$85,373)</u></u>	<u><u>\$13,657</u></u>	<u><u>\$3,414,789</u></u>

Deer Park City School District
Notes to the Basic Financial Statements
For The Fiscal Year Ended June 30, 2010

Depreciation expense was charged to governmental functions as follows:

Instruction:		
Regular		\$136,721
Special		5,690
Support Services:		
Instructional Staff		339
School Administration		7,358
Fiscal		441
Business		4,333
Operations and Maintenance		46,468
Pupil Transportation		25,824
Central		3,870
Operation of Non-Instructional Services		3,093
Extracurricular Activities		3,356
Total Depreciation Expense		<u><u>\$237,493</u></u>

Note 7 - Long-Term Liabilities

	Maturity Dates	Beginning Balance	Issued	Retired	Ending Balance	Due In One Year
Governmental Activities:						
Capital Lease	5/1/14	\$662,200	\$0	\$121,665	\$540,535	\$126,828
Total Long Term Debt		662,200	0	121,665	540,535	126,828
Compensated Absences		1,016,522	169,868	267,640	918,750	152,716
Total Governmental Activities						
Long-Term Liabilities		<u>\$1,678,722</u>	<u>\$169,868</u>	<u>\$389,305</u>	<u>\$1,459,285</u>	<u>\$279,544</u>

Capital lease obligations will be paid from the general fund. Compensated absences will be paid from the fund from which the person is paid.

Note 8 - Capital Leases

The District entered into a capitalized lease for the acquisition of stadium improvements. The lease meets the criteria of a capital lease as defined by Statement of Financial Accounting Standards No. 13, "Accounting for Leases," which defines a capital lease generally as one which transfers benefits and risks of ownership to the lessee at the conclusion of the lease term. Capital lease payments are made out of the General Fund.

Deer Park City School District
Notes to the Basic Financial Statements
For The Fiscal Year Ended June 30, 2010

The following is a schedule of the future minimum lease payments required under the capital leases and the present value of the minimum lease payments as of June 30, 2010:

2011	\$148,214
2012	148,214
2013	148,214
2014	<u>148,210</u>
Total Payments	592,852
Less: Interest	<u>(52,317)</u>
Present Value of Minimum Lease Payments	<u><u>\$540,535</u></u>

Capital assets acquired under capital leases in accordance with Statement of Financial Accounting Standards No. 13 are as follows:

Stadium Improvements	\$1,215,000
----------------------	-------------

Note 9 – Pension Plans

School Employees Retirement System of Ohio

Plan Description

The District contributes to the School Employees Retirement System of Ohio (SERS), a cost-sharing multiple-employer defined benefit pension plan. SERS provides retirement, disability, and survivor benefits; annual cost-of-living adjustments; and death benefits to plan members and beneficiaries. Authority to establish and amend benefits is provided by state statute per Chapter 3309 of the Ohio Revised Code. SERS issues a publicly available, stand-alone financial report that includes financial statements and required supplementary information. That report can be obtained by contacting SERS, 300 East Broad Street, Suite 100, Columbus, Ohio 43215-3746 or by calling toll free (800) 878-5853. It is also posted on SERS’ website at www.ohsers.org under *Employers/Audit Resources*.

Funding Policy

Plan members are required to contribute 10% of their annual covered salary and District is required to contribute 14% of annual covered payroll. The contribution requirements of plan members and employers are established and may be amended, up to statutory maximum amounts, by the SERS’ Retirement Board. The Retirement Board acting with the advice of the actuary, allocates the employer contribution rate among four of the funds (Pension Trust Fund, Death Benefit Fund, Medicare B Fund, and Health Care fund) of the System. For fiscal year ending June 30, 2010, the allocation to pension and death benefits is 12.78%. The remaining 1.22% of the 14% employer contribution rate is allocated to the Health Care and Medicare B Funds. The District’s contributions to SERS for the years ended June 30, 2010, 2009, and 2008 were \$306,588, \$292,764, and \$296,568, respectively; 50% has been contributed for fiscal year 2010 and 100% for fiscal years 2009 and 2008.

Deer Park City School District
Notes to the Basic Financial Statements
For The Fiscal Year Ended June 30, 2010

State Teachers Retirement System of Ohio

Plan Description

The School District participates in the State Teachers Retirement System of Ohio (STRS Ohio), a cost-sharing, multiple employer public employee retirement system. STRS Ohio is a statewide retirement plan for licensed teachers and other faculty members employed in the public schools of Ohio or any school, community school, college, university, institution, or other agency controlled, managed and supported, in whole or in part, by the state or any political subdivision thereof. Additional information or copies of STRS Ohio's *Comprehensive Annual Financial Report* can be requested by writing to STRS Ohio, 275 E. Broad Street, Columbus, OH 43215-3771, by calling toll-free 1-888-227-7877, or by visiting the STRS Ohio web site at www.strsoh.org.

Plan Options

New members have a choice of three retirement plan options. In addition to the Defined Benefit (DB) Plan, new members are offered a Defined Contribution (DC) Plan and a Combined Plan. The DC Plan allows members to allocate all their member contributions and employer contributions equal to 10.5% of earned compensation among various investment choices. The Combined Plan offers features of the DC Plan and DB Plan. In the Combined Plan, member contributions are allocated to investment choices by the member, and employer contributions are used to fund the defined benefit payment at a reduced level from the regular DB Plan. Contributions into the DC Plan and Combined Plan are credited to member accounts as employers submit their payroll information to STRS Ohio, generally on a biweekly basis. DC and Combined Plan members will transfer to the DB Plan during their fifth year of membership unless they permanently select the DC or Combined Plan.

DB Plan Benefits

Plan benefits are established under Chapter 3307 of the Revised Code. Any member may retire who has (i) five years of service credit and attained age 60; (ii) 25 years of service credit and attained age 55; or (iii) 30 years of service credit regardless of age. The annual retirement allowance, payable for life, is the greater of the "formula benefit" or the "money-purchase benefit" calculation. Under the "formula benefit," the retirement allowance is based on years of credited service and final average salary, which is the average of the member's three highest salary years. The annual allowance is calculated by using a base percentage of 2.2% multiplied by the total number of years of service credit (including Ohio-valued purchased credit) times the final average salary. The 31st year of earned Ohio service credit is calculated at 2.5%. An additional one-tenth of a percent is added to the calculation for every year of earned Ohio service over 31 years (2.6% for 32 years, 2.7% for 33 years and so on) until 100% of final average salary is reached. For members with 35 or more years of Ohio contributing service, the first 30 years will be calculated at 2.5% instead of 2.2%. Under the "money-purchase benefit" calculation, a member's lifetime contributions plus interest at specified rates are matched by an equal amount from other STRS Ohio funds. This total is then divided by an actuarially determined annuity factor to determine the maximum annual retirement allowance.

Deer Park City School District
Notes to the Basic Financial Statements
For The Fiscal Year Ended June 30, 2010

DC Plan Benefits

Benefits are established under Sections 3307.80 to 3307.89 of the Revised Code. For members who select the DC Plan, all member contributions and employer contributions at a rate of 10.5% are placed in an investment account. The member determines how to allocate the member and employer money among various investment choices. A member is eligible to receive a retirement benefit at age 50 and termination of employment. The member may elect to receive a lifetime monthly annuity or a lump-sum withdrawal. Employer contributions into members' accounts are vested after the first anniversary of the first day of paid service. Members in the DC Plan who become disabled are entitled only to their account balance. If a member dies before retirement benefits begin, the member's designated beneficiary is entitled to receive the member's account balance.

Combined Plan Benefits

Member contributions are allocated by the member, and employer contributions are used to fund a defined benefit payment. A member's defined benefit is determined by multiplying 1% of the member's final average salary by the member's years of service credit. The defined benefit portion of the Combined Plan payment is payable to a member on or after age 60. The defined contribution portion of the account may be taken as a lump sum or converted to a lifetime monthly annuity at age 50.

Eligible faculty of Ohio's public colleges and universities may choose to enroll in either STRS Ohio or an alternative retirement plan (ARP) offered by their employer. Employees have 120 days from their employment date to select a retirement plan.

A retiree of STRS Ohio or another Ohio public retirement system is eligible for reemployment as a teacher following the elapse of two months from the date of retirement. Contributions are made by the reemployed member and employer during the reemployment. Upon termination of reemployment or age 65, whichever comes later, the retiree is eligible for an annuity benefit or equivalent lump-sum payment in addition to the original retirement allowance. A reemployed retiree may alternatively receive a refund of only member contributions with interest before age 65, once employment is terminated.

Benefits are increased annually by 3% of the original base amount for DB Plan participants.

The DB and Combined Plans offer access to health care coverage to eligible retirees who participated in the plans and their eligible dependents. Coverage under the current program includes hospitalizations, physicians' fees, prescription drugs and partial reimbursement of monthly Medicare Part B premiums. By Ohio law, health care benefits are not guaranteed.

A DB or Combined Plan member with five or more years' credited service who becomes disabled may qualify for a disability benefit. Eligible spouses and dependents of members who die before retirement may qualify for survivor benefits. A death benefit of \$1,000 is payable to the beneficiary of each deceased retired member who participated in the DB Plan. Death benefit coverage up to \$2,000 can be purchased by participants in the DB, DC or Combined Plans. Various other benefits are available to members' beneficiaries.

Deer Park City School District
Notes to the Basic Financial Statements
For The Fiscal Year Ended June 30, 2010

Funding Policy

Chapter 3307 of the Revised Code provides statutory authority for member and employer contributions. Contribution rates are established by the State Teachers Retirement Board, upon recommendations of its consulting actuary, not to exceed statutory maximum rates of 10% for members and 14% for employers.

Contribution requirements and the contributions actually made for the fiscal year ended June 30, 2010, were 10% of covered payroll for members and 14% for employers. The District's contributions to STRS for the years ended June 30, 2010, 2009, and 2008 were \$870,600, \$887,568, and \$932,712, respectively; 83% has been contributed for fiscal year 2010 and 100% for fiscal years 2009 and 2008.

Note 10 - Post Employment Benefits

School Employees Retirement System of Ohio

Plan Description

In addition to a cost-sharing multiple-employer defined benefit pension plan, the School Employees Retirement System of Ohio (SERS) administers two postemployment benefit plans.

Medicare Part B Plan

The Medicare B plan reimburses Medicare Part B premiums paid by eligible retirees and beneficiaries as set forth in Ohio Revised Code (ORC) 3309.69. Qualified benefit recipients who pay Medicare Part B premiums may apply for and receive a monthly reimbursement from SERS. The reimbursement amount is limited by statute to the lesser of the January 1, 1999 Medicare Part B premium or the current premium. The Medicare Part B premium for calendar year 2010 was \$96.40; SERS' reimbursement to retirees was \$45.50.

The Retirement Board, acting with the advice of the actuary, allocates a portion of the current employer contribution rate to the Medicare B Fund. For fiscal year 2010, the actuarially required allocation was .76%. District contributions for the year ended June 30, 2010, 2009 and 2008 were \$16,643, \$15,684 and \$14,405, respectively, which equaled the required contributions each year.

Health Care Plan

ORC 3309.375 and 3309.69 permit SERS to offer health care benefits to eligible retirees and beneficiaries. SERS' Retirement Board reserves the right to change or discontinue any health plan or program. SERS offers several types of health plans from various vendors, including HMO's, PPO's, Medicare Advantage and traditional indemnity plans. A prescription drug program is also available to those who elect health coverage. SERS employs two third-party administrators and a pharmacy benefit manager to manage the self-insurance and prescription drug plans, respectively.

The ORC provides the statutory authority to fund SERS' postemployment benefits through employer contributions. Active members do not make contributions to the postemployment benefit plans.

Deer Park City School District
Notes to the Basic Financial Statements
For The Fiscal Year Ended June 30, 2010

The Health Care Fund was established under, and is administered in accordance with, Internal Revenue Code 105(e). Each year after the allocation for statutorily required benefits, the Retirement Board allocates the remainder of the employer 14% contribution to the Health Care Fund. At June 30, 2010, the health care allocation was .46%. An additional health care surcharge on employers is collected for employees earning less than an actuarially determined minimum compensation amount, pro-rated according to service credit earned. Statutes provide that no employer shall pay a health care surcharge greater than 2% of that employer's SERS-covered payroll; nor may SERS collect in aggregate more than 1.5% of the total statewide SERS-covered payroll for the health care surcharge. For fiscal year 2010, the minimum compensation level was established at \$35,800. The surcharge, added to the unallocated portion of the 14% employer contribution rate is the total amount assigned to the Health Care Fund. The District contributions assigned to health care for the years ended June 30, 2010, 2009, and 2008 were \$10,074, \$86,993, and \$70,329, respectively; 50% has been contributed for fiscal year 2010 and 100% for fiscal years 2009 and 2008.

The SERS Retirement Board establishes the rules for the premiums paid by the retirees for health care coverage for themselves and their dependents or for their surviving beneficiaries. Premiums vary depending on the plan selected, qualified years of service, Medicare eligibility, and retirement status.

The financial reports of SERS' Health Care and Medicare B plans are included in its *Comprehensive Annual Financial Report*. The report can be obtained by contacting SERS, 300 East Broad Street, Suite 100, Columbus, Ohio 43215-3746 or by calling toll free (800) 878-5853. It is also posted on SERS' website at www.ohsers.org under *Employers/Audit Resources*.

State Teachers Retirement System of Ohio

Plan Description

STRS Ohio administers a pension plan that is comprised of: a Defined Benefit Plan; a self-directed Defined Contribution Plan and a Combined Plan that is a hybrid of the Defined Benefit and the Defined Contribution Plan.

Ohio law authorized STRS Ohio to offer a cost-sharing, multiple-employer health care plan. STRS Ohio provides access to health care coverage to eligible retirees who participated in the Defined Benefit or Combined Plans. Coverage under the current program includes hospitalization, physicians' fees, prescription drugs and reimbursement of monthly Medicare Part B premiums.

Pursuant to 3307 of the Revised Code, the Retirement Board has discretionary authority over how much, if any, of the associated health care costs will be absorbed by STRS Ohio. All benefit recipients, for the most recent year, pay a portion of the health care costs in the form of a monthly premium.

STRS Ohio issues a stand-alone financial report. Interested parties can view the most recent *Comprehensive Annual Financial Report* by visiting www.strsoh.org or by requesting a copy by calling toll-free 1-888-227-7877.

Deer Park City School District
Notes to the Basic Financial Statements
For The Fiscal Year Ended June 30, 2010

Funding Policy

Under Ohio law, funding for post-employment health care may be deducted from employer contributions. Of the 14% employer contributions rate, 1% of covered payroll was allocated to post-employment health care for the year ended June 30, 2010, 2009 and 2008. The 14% employer contribution rate is the maximum rate established under Ohio law. The District contributions for the years ended June 30, 2010, 2009, and 2008 were \$62,186, \$63,398, and \$66,623, respectively; 83% has been contributed for fiscal year 2010 and 100% for fiscal years 2009 and 2008.

Note 11 - Contingent Liabilities

Grants

The District receives significant financial assistance from numerous federal, state and local agencies in the form of grants. The disbursement of funds received under these programs generally requires compliance with terms and conditions specified in the grant agreements and is subject to audit by the grantor agencies. Any disallowed claims resulting from such audits could become a liability of the General Fund or other applicable funds.

However, in the opinion of management, any such disallowed claims will not have a material effect on any of the financial statements included herein or on the overall financial position of the District as of June 30, 2010.

Litigation

The District's attorney estimates that any potential claims against the District not covered by insurance resulting from litigation would not materially affect the financial statements of the District.

Note 12 - Risk Management

The District is exposed to various risks of loss related to torts, theft, damage to or destruction of assets, errors and omissions, employee injuries, and natural disasters. The District addresses these risks by maintaining a comprehensive risk management program through the purchase of various types of liability, inland marine, and property insurance from private carriers. Settled claims have not exceeded commercial coverage in any of the past three years.

A summary of significant coverage follows:

Building Contents-replacement cost (\$1,000 deductible)	\$40,521,600
Inland Marine Coverage (\$100,000/1,000 deductible)	40,521,600
Boiler and Machinery (\$500 deductible)	40,521,600
Automobile Liability (\$500 deductible)	1,000,000
Uninsured Motorists (\$500 deductible)	1,000,000
General Liability Per Occurrence	1,000,000
Total General Liability Aggregate Per Year	3,000,000

Deer Park City School District
Notes to the Basic Financial Statements
For The Fiscal Year Ended June 30, 2010

Ohio Association of School Business Officials Workers' Compensation Group - The School District participates in the Ohio Association of School Business Officials Workers' Compensation Group Rating Program (GRP), an insurance purchasing pool. Each year, the participating school districts pay an enrollment fee to the GRP to cover the cost of administering the program.

The intent of the GRP is to achieve the benefit of a reduced premium for the School District by virtue of its grouping and representation with other participants in the GRP. Each participant pays its workers' compensation premium to the Bureau of Workers' Compensation based on the rate for the GRP rather than its individual rate.

Note 13 - Fund Balance Reserves for Set-Asides

The School District is required by State statute to annually set aside in the general fund an amount based on a statutory formula for the purchase of textbooks and other instructional materials and an equal amount for the acquisition and construction of capital improvements. Amounts not spent by year-end or offset by similarly restricted resources received during the year must be held in cash at year-end and carried forward to be used for the same purposes in future years.

The following cash basis information describes the change in the year-end set-aside amounts for textbooks and capital acquisition. Disclosure of this information is required by State statute.

	<u>Textbooks</u>	<u>Capital Acquisition</u>	<u>Budget Stabilization</u>
Set Aside Reserve Balance as of June 30, 2009	(\$662,454)	\$0	\$50,000
Current Year Set Aside Requirements	197,238	197,238	0
Qualified Disbursements	<u>(233,233)</u>	<u>(574,414)</u>	<u>0</u>
Set Aside Reserve Balance as of June 30, 2010	<u><u>(\$698,449)</u></u>	<u><u>(\$377,176)</u></u>	<u><u>\$50,000</u></u>
Restricted Cash as of June 30, 2010	\$0	\$0	\$50,000
Carried Forward as of June 30, 2010	<u><u>(\$698,449)</u></u>		

Qualifying disbursements for capital activity during the year was \$574,414, exceeding the amount required for set-aside. Qualifying disbursements and carryover for textbooks totaled \$895,687, resulting in \$698,449 for carryover to offset textbook requirements in future years.

Deer Park City School District
Notes to the Basic Financial Statements
For The Fiscal Year Ended June 30, 2010

Note 14 - Interfund Transactions

Interfund transactions at June 30, 2010, consisted of the following transfer in and transfer out:

	Transfers	
	In	Out
General Fund	\$0	\$25,780
Other Governmental Funds	25,780	0
Total All Funds	\$25,780	\$25,780

Interfund balance/transfers are used to move revenues from the fund that statute or budget requires to collect them to the fund that statute or budget requires to expend them and unrestricted revenues collected in the general fund to finance various programs accounted for in other funds in accordance with budget authorizations; to segregate and to return money to the fund from which it was originally provided once a project is completed.

Note 15 - Jointly Governed Organizations

Hamilton/Clermont Cooperative Association - The School District is a participant in the Hamilton/Clermont Cooperative Association (H/CCA) which is a computer consortium. H/CCA is an association of 26 public school districts within the boundaries of Hamilton and Clermont Counties. The organization was formed for the purpose of applying modern technology with the aid of computers and other electronic equipment to administrative and instructional functions among member school districts. The governing board of H/CCA consists of the superintendents and/or treasurers of the participating members. H/CCA is not accumulating significant financial resources nor is it experiencing fiscal stress that may cause an additional financial benefit to or burden on members in the future. Financial information can be obtained from the H/CCA, Al Porter, Director, at 7615 Harrison Avenue, Cincinnati, Ohio 45231-3107.

Greater Cincinnati Insurance Consortium – For coverage related to certain benefits the District participates as a member of the Greater Cincinnati Insurance Consortium (GCIC), a shared risk pool, comprised of twelve Hamilton County School Districts and the Hamilton County Educational Service Center. Decisions concerning the operation of the consortium are made by a Board of Directors consisting of one (1) representative selected from each participating member. Each member pays an administrative fee to the pool. Anthem Blue Cross Blue Shield provides claim review and processing.

NOTE 16 – Accountability

The following funds had deficit fund balances at June 30, 2010:

Deer Park City School District
Notes to the Basic Financial Statements
For The Fiscal Year Ended June 30, 2010

<u>Other Governmental Funds</u>	<u>Deficit</u>
Special Education	\$32,517
Title I	12,131

NOTE 17 – Accounting Change

An accounting change was made to record TIF payments for the prior period. The following adjustments were made:

	<u>General Fund</u>	<u>Governmental Activities</u>
Fund balance / net assets June 30, 2009	\$4,629,194	\$7,900,355
TIF restatement	<u>530,936</u>	<u>530,936</u>
Fund balance / net assets June 30, 2009	<u><u>\$5,160,130</u></u>	<u><u>\$8,431,291</u></u>

Deer Park City School District
Schedule of Revenues, Expenditures and Changes in Fund Balance
Budget and Actual (Non-GAAP Budgetary Basis)
For the Fiscal Year Ended June 30, 2010

	General Fund			
	Original Budget	Final Budget	Actual	Variance from Final Budget
Revenues:				
Taxes	\$8,255,121	\$8,315,804	\$8,317,925	\$2,121
Tuition and Fees	121,884	122,780	122,811	31
Investment Earnings	40,645	40,944	40,954	10
Intergovernmental	5,389,992	5,429,613	5,430,998	1,385
Extracurricular Activities	30,366	30,589	30,597	8
Charges for Services	47,638	47,988	48,000	12
Other Revenues	879,727	886,194	886,420	226
Total Revenues	14,765,373	14,873,912	14,877,705	3,793
Expenditures:				
Current:				
Instruction:				
Regular	6,554,303	5,992,558	5,992,560	(2)
Special	1,332,731	1,218,508	1,218,508	0
Vocational	186,834	170,821	170,821	0
Support Services:				
Pupil	938,485	858,051	858,051	0
Instructional Staff	521,144	476,479	476,479	0
General Administration	93,059	85,083	85,083	0
School Administration	1,270,900	1,161,976	1,161,976	0
Fiscal	605,463	553,571	553,571	0
Business	177,362	162,161	162,161	0
Operations and Maintenance	1,523,885	1,393,279	1,393,279	0
Pupil Transportation	350,580	320,533	320,533	0
Central	152,021	138,992	138,992	0
Operation of Non-Instructional Services	2,869	2,623	2,623	0
Extracurricular Activities	418,513	382,644	382,644	0
Total Expenditures	14,128,149	12,917,279	12,917,281	(2)
Excess of Revenues Over (Under) Expenditures	637,224	1,956,633	1,960,424	3,791
Other Financing Sources (Uses):				
Proceeds from Sale of Capital Assets	5,806	5,849	5,850	1
Transfers (Out)	(28,197)	(25,780)	(25,780)	0
Total Other Financing Sources (Uses)	(22,391)	(19,931)	(19,930)	1
Net Change in Fund Balance	614,833	1,936,702	1,940,494	3,792
Fund Balance Beginning of Year (includes prior year encumbrances appropriated)	2,848,735	2,848,735	2,848,735	0
Fund Balance End of Year	\$3,463,568	\$4,785,437	\$4,789,229	\$3,792

See accompanying notes to the required supplementary information.

Deer Park City School District
Notes to the Required Supplementary Information
For The Fiscal Year Ended June 30, 2010

NOTE 1 – BUDGETARY PROCESS

All funds, except agency funds, are legally required to be budgeted and appropriated. The major documents prepared are the tax budget, the appropriations resolution and the certificate of estimated resources which are prepared on the budgetary basis of accounting. The tax budget demonstrates a need for existing or increased tax rates. The certificate of estimated resources establishes a limit on the amount that the Board of Education may appropriate. The appropriation resolution is Board's authorization to spend resources and sets annual limits on expenditures plus encumbrances at the level of control selected by Board. The legal level of control has been established by Board at the fund level. Any budgetary modifications at this level may only be made by resolution of the Board of Education.

The certificate of estimated resources may be amended during the year if projected increases or decreases in revenue are identified by the School District Treasurer. The amounts reported as the original budgeted amounts on the budgetary statements reflect the amounts on the certificate of estimated resources when the original appropriations were adopted. The amounts reported as the final budgeted amounts on the budgetary statements reflect the amounts on the final amended certificate of estimated resources issued during the fiscal year 2010.

The appropriation resolution is subject to amendment by the Board throughout the year with the restriction that appropriations cannot exceed estimated resources. The amounts reported as the original budgeted amounts reflect the first appropriation resolution for that fund that covered the entire year, including amounts automatically carried forward from prior years. The amounts reported as the final budgeted amounts represent the final appropriation amounts passed by Board during the year.

While the District is reporting financial position, results of operations and changes in fund balance on the basis of generally accepted accounting principles (GAAP), the budgetary basis as provided by law is based upon accounting for certain transactions on a basis of cash receipts, disbursements and encumbrances. The Combined Schedule of Revenues, Expenditures and Changes in Fund Balances - Budget (Non-GAAP Basis) and Actual presented on the budgetary basis to provide a meaningful comparison of actual results with the budget. The major differences between the budget basis and GAAP basis are as follows:

1. Revenues are recorded when received in cash (budget basis) as opposed to when susceptible to accrual (GAAP basis).
2. Expenditures are recorded when paid in cash (budget basis) as opposed to when the liability is incurred (GAAP basis).
3. Encumbrances are treated as expenditures for all funds (budget basis) rather than as a reservation of fund balance for governmental fund types and expendable trust funds (GAAP basis).
4. Advances in and advances out are operating transactions (budget basis) as opposed to balance sheet transactions.

Deer Park City School District
Notes to the Required Supplementary Information
For The Fiscal Year Ended June 30, 2010

The following table summarizes the adjustments necessary to reconcile the GAAP basis statements to the budgetary basis statements for the general fund.

Net Change in Fund Balance

	<u>General</u>
GAAP Basis	\$1,690,676
Revenue Accruals	554,813
Expenditure Accruals	(62,162)
Encumbrances	<u>(242,834)</u>
Budget Basis	<u><u>\$1,940,493</u></u>

**DEER PARK COMMUNITY CITY SCHOOL DISTRICT
HAMILTON COUNTY**

**FEDERAL AWARDS RECEIPTS AND EXPENDITURES SCHEDULE
FOR THE YEAR ENDED JUNE 30, 2010**

FEDERAL GRANTOR <i>Pass Through Grantor</i> Program Title	Pass Through Entity Number	Federal CFDA Number	Receipts	Non-Cash Receipts	Disbursements	Non-Cash Disbursements
U.S. DEPARTMENT OF AGRICULTURE						
<i>Passed Through Ohio Department of Education</i>						
Nutrition Cluster:						
National School Lunch Program	LLP4	10.555	\$189,932	\$24,228	\$189,932	\$23,395
Total U.S. Department of Agriculture			189,932	24,228	189,932	23,395
U.S. DEPARTMENT OF EDUCATION						
<i>Passed Through Ohio Department of Education</i>						
Special Education Cluster:						
ARRA - Special Education Grant to States (IDEA Part B)	6BSF	84.391	221,295	-	221,295	-
Special Education Grants to State (IDEA Part B)	6BSF	84.027	312,887	-	350,268	-
Total Special Education Cluster			534,182	-	571,563	-
ARRA Title I	C1S1	84.389	65,253	-	55,252	-
Title I	C1S1	84.010	70,516	-	172,719	-
Vocational Education Grants to States	20C2	84.048	4,305	-	5,213	-
Safe and Drug Free Schools	DRS1	84.186	1,013	-	2,905	-
Title V - Innovative Education Programs	C2S1	84.298	0	-	1,023	-
Educational Technology State Grants (Title II - D)	TJS1	84.318	190	-	0	-
Title III - LEP	T3S2	84.365	2,007	-	795	-
Improving Teacher Quality State Grants (Title II-A)	TRS1	84.367	10,669	-	41,108	-
ARRA - State Fiscal Stabilization Fund		84.394	195,312	-	195,312	-
Total U.S. Department of Education			883,447	-	1,045,890	-
Total			\$1,073,379	\$24,228	\$1,235,822	\$23,395

The accompanying notes are an integral part of this schedule.

**DEER PARK COMMUNITY CITY SCHOOL DISTRICT
HAMILTON COUNTY**

**NOTES TO THE FEDERAL AWARDS RECEIPTS AND EXPENDITURES SCHEDULE
FISCAL YEAR ENDED JUNE 30, 2010**

NOTE A - SIGNIFICANT ACCOUNTING POLICIES

The accompanying Federal Awards Expenditures Schedule (the Schedule) reports the Deer Park Community City School District (the District's) federal award programs' receipts and disbursements. The schedule has been prepared on the cash basis of accounting.

NOTE B - CHILD NUTRITION CLUSTER

The District commingles cash receipts from the U.S. Department of Agriculture with similar State grants. When reporting expenditures on this Schedule, the District assumes it expends federal monies first.

NOTE C – FOOD DONATION PROGRAM

The District reports commodities consumed on the Schedule at the fair value. The District allocated donated food commodities to the respective program that benefitted from the use of those donated food commodities.



Dave Yost • Auditor of State

INDEPENDENT ACCOUNTANTS' REPORT ON INTERNAL CONTROL OVER FINANCIAL REPORTING AND ON COMPLIANCE AND OTHER MATTERS REQUIRED BY GOVERNMENT AUDITING STANDARDS

Deer Park Community City School District
Hamilton County
4131 Matson Avenue
Cincinnati, Ohio 45236

To the Board of Education:

We have audited the financial statements of the governmental activities, the major fund, and the aggregate remaining fund information of Deer Park Community City School District, Hamilton County, Ohio (the School), as of and for the year ended June 30, 2010, which collectively comprise the School's basic financial statements and have issued our report thereon dated March 7, 2011. We conducted our audit in accordance with auditing standards generally accepted in the United States of America and the standards applicable to financial audits contained in the Comptroller General of the United States' *Government Auditing Standards*.

Internal Control Over Financial Reporting

In planning and performing our audit, we considered the School's internal control over financial reporting as a basis for designing our audit procedures for the purpose of expressing our opinion on the financial statements, but not for the purpose of opining on the effectiveness of the School's internal control over financial reporting. Accordingly, we have not opined on the effectiveness of the School's internal control over financial reporting.

A *deficiency in internal control* exists when the design or operation of a control does not allow management or employees, when performing their assigned functions, to prevent, or detect and timely correct misstatements. A *material weakness* is a deficiency, or combination of internal control deficiencies resulting in more than a reasonable possibility that a material misstatement of the School's financial statements will not be prevented, or detected and timely corrected.

Our consideration of internal control over financial reporting was for the limited purpose described in the first paragraph of this section and was not designed to identify all deficiencies in internal control over financial reporting that might be deficiencies, significant deficiencies or material weaknesses. We did not identify any deficiencies in internal control over financial reporting that we consider material weaknesses, as defined above.

Compliance and Other Matters

As part of reasonably assuring whether the School's financial statements are free of material misstatement, we tested its compliance with certain provisions of laws, regulations, contracts, and grant agreements, noncompliance with which could directly and materially affect the determination of financial statement amounts. However, providing an opinion on compliance with those provisions was not an objective of our audit and accordingly, we do not express an opinion. The results of our tests disclosed no instances of noncompliance or other matters we must report under *Government Auditing Standards*.


Corporate Centre of Blue Ash, 11117 Kenwood Road, Blue Ash, Ohio 45242
Phone: 513-361-8550 or 800-368-7419 Fax: 513-361-8577

www.auditor.state.oh.us

Deer Park Community City School District
Hamilton County
Independent Accountants' Report on Internal Control Over
Financial Reporting and on Compliance and Other Matters
Required by *Government Auditing Standards*
Page 2

We did note a certain matter not requiring inclusion in this report that we reported to the School's management in a separate letter dated March 7, 2011.

We intend this report solely for the information and use of management, the Board of Education, others within the entity, federal awarding agencies, and pass-through entities. It is not intended for anyone other than these specified parties.

A handwritten signature in black ink that reads "Dave Yost". The signature is written in a cursive style with a large, looping "D" and "Y".

Dave Yost
Auditor of State

March 7, 2011



Dave Yost • Auditor of State

INDEPENDENT ACCOUNTANTS' REPORT ON COMPLIANCE WITH REQUIREMENTS APPLICABLE TO EACH MAJOR FEDERAL PROGRAM AND ON INTERNAL CONTROL OVER COMPLIANCE REQUIRED BY OMB CIRCULAR A-133

Deer Park Community City School District
Hamilton County
4131 Matson Avenue
Cincinnati, Ohio 45236

To the Board of Education:

Compliance

We have audited the compliance of Deer Park Community City School District, Hamilton County, Ohio (the School), with the types of compliance requirements described in the U.S. Office of Management and Budget (OMB) *Circular A-133, Compliance Supplement* that could directly and materially affect Deer Park Community City School District's major federal program for the year ended June 30, 2010. The summary of auditor's results section of the accompanying schedule of findings identifies the School's major federal program. The School's management is responsible for complying with the requirements of laws, regulations, contracts, and grants applicable to each major federal program. Our responsibility is to express an opinion on the School's compliance based on our audit.

We conducted our audit of compliance in accordance with auditing standards generally accepted in the United States of America; the standards applicable to financial audits included in the Comptroller General of the United States' *Government Auditing Standards*; and OMB Circular A-133, *Audits of States, Local Governments, and Non-Profit Organizations*. Those standards and OMB Circular A-133 require that we plan and perform the audit to reasonably assure whether noncompliance occurred with the compliance requirements referred to above that could directly and materially affect a major federal program. An audit includes examining, on a test basis, evidence about the School's compliance with those requirements and performing other procedures we considered necessary in the circumstances. We believe our audit provides a reasonable basis for our opinion. Our audit does not provide a legal determination on the School's compliance with those requirements.

In our opinion, Deer Park Community City School District complied, in all material respects, with the requirements referred to above that could directly and materially affect its major federal program for the year ended June 30, 2010.

Internal Control Over Compliance

The School's management is responsible for establishing and maintaining effective internal control over compliance with the requirements of laws, regulations, contracts, and grants applicable to federal programs. In planning and performing our audit, we considered the School's internal control over compliance with requirements that could directly and materially affect a major federal program, to determine our auditing procedures for the purpose of opining on compliance and to test and report on internal control over compliance in accordance with OMB Circular A-133, but not for the purpose of opining on the effectiveness of internal control over compliance. Accordingly, we have not opined on the effectiveness of the School's internal control over compliance.

Corporate Centre of Blue Ash, 11117 Kenwood Road, Blue Ash, Ohio 45242
Phone: 513-361-8550 or 800-368-7419 Fax: 513-361-8577

www.auditor.state.oh.us

A deficiency in internal control over compliance exists when the design or operation of a control over compliance does not allow management or employees, when performing their assigned functions, to prevent, or to timely detect and correct, noncompliance with a federal program compliance requirement. A *material weakness in internal control over compliance* is a deficiency, or combination of deficiencies, in internal control over compliance, such that there is a reasonable possibility that material noncompliance with a federal program compliance requirement will not be prevented, or timely detected and corrected.

Our consideration of internal control over compliance was for the limited purpose described in the first paragraph of this section and would not necessarily identify all deficiencies in internal control over compliance that might be deficiencies, significant deficiencies or material weaknesses. We did not identify any deficiencies in internal control over compliance that we consider to be material weaknesses, as defined above.

We intend this report solely for the information and use of management, the Board of Education, others within the entity, federal awarding agencies, and pass-through entities. It is not intended for anyone other than these specified parties.

A handwritten signature in black ink that reads "Dave Yost". The signature is written in a cursive style with a large, looping initial "D".

Dave Yost
Auditor of State

March 7, 2011

**DEER PARK COMMUNITY CITY SCHOOL DISTRICT
HAMILTON COUNTY**

**SCHEDULE OF FINDINGS
OMB CIRCULAR A -133 § .505
JUNE 30, 2010**

1. SUMMARY OF AUDITOR'S RESULTS

<i>(d)(1)(i)</i>	Type of Financial Statement Opinion	Unqualified
<i>(d)(1)(ii)</i>	Were there any material control weaknesses reported at the financial statement level (GAGAS)?	No
<i>(d)(1)(ii)</i>	Were there any significant deficiencies in internal control reported at the financial statement level (GAGAS)?	No
<i>(d)(1)(iii)</i>	Was there any reported material noncompliance at the financial statement level (GAGAS)?	No
<i>(d)(1)(iv)</i>	Were there any material internal control weaknesses reported for major federal programs?	No
<i>(d)(1)(iv)</i>	Were there any significant deficiencies in internal control reported for major federal programs?	No
<i>(d)(1)(v)</i>	Type of Major Programs' Compliance Opinion	Unqualified
<i>(d)(1)(vi)</i>	Are there any reportable findings under § .510(a)?	No
<i>(d)(1)(vii)</i>	Major Programs (list):	CFDA# 84.027 and 84.391 Special Education Cluster
<i>(d)(1)(viii)</i>	Dollar Threshold: Type A/B Programs	Type A: > \$ 300,000 Type B: all others
<i>(d)(1)(ix)</i>	Low Risk Auditee?	Yes

**2. FINDINGS RELATED TO THE FINANCIAL STATEMENTS
REQUIRED TO BE REPORTED IN ACCORDANCE WITH GAGAS**

None

3. FINDINGS AND QUESTIONED COSTS FOR FEDERAL AWARDS

None

This Page is Intentionally Left Blank.



Dave Yost • Auditor of State

DEER PARK COMMUNITY CITY SCHOOL DISTRICT

HAMILTON COUNTY

CLERK'S CERTIFICATION

This is a true and correct copy of the report which is required to be filed in the Office of the Auditor of State pursuant to Section 117.26, Revised Code, and which is filed in Columbus, Ohio.

Susan Babbitt

CLERK OF THE BUREAU

CERTIFIED
MARCH 24, 2011