

CITY OF DELAWARE

DELAWARE COUNTY

REGULAR AUDIT

JANUARY 1, 2009 – DECEMBER 31, 2009



Mary Taylor, CPA
Auditor of State

Members of City Council
City of Delaware
1 South Sandusky Street
Delaware, Ohio 43015

We have reviewed the *Independent Auditors' Report* of the City of Delaware, Delaware County, prepared by Wilson, Shannon & Snow, Inc., for the audit period January 1, 2009 through December 31, 2009. Based upon this review, we have accepted these reports in lieu of the audit required by Section 117.11, Revised Code. The Auditor of State did not audit the accompanying financial statements and, accordingly, we are unable to express, and do not express an opinion on them.

Our review was made in reference to the applicable sections of legislative criteria, as reflected by the Ohio Constitution, and the Revised Code, policies, procedures and guidelines of the Auditor of State, regulations and grant requirements. The City of Delaware is responsible for compliance with these laws and regulations.

Mary Taylor

Mary Taylor, CPA
Auditor of State

July 27, 2010

This Page is Intentionally Left Blank.

**CITY OF DELAWARE
DELAWARE COUNTY**

TABLE OF CONTENTS

<u>TITLE</u>	<u>PAGE</u>
REPORT ON INTERNAL CONTROL OVER FINANCIAL REPORTING AND ON COMPLIANCE AND OTHER MATTERS REQUIRED BY <i>GOVERNMENT AUDITING STANDARDS</i>	1
SCHEDULE OF PRIOR YEAR AUDIT FINDINGS	3



**REPORT ON INTERNAL CONTROL OVER FINANCIAL REPORTING
AND ON COMPLIANCE AND OTHER MATTERS REQUIRED BY
GOVERNMENT AUDITING STANDARDS**

City of Delaware
Delaware County
One Sandusky Street
Delaware, Ohio 43015

To the City Council:

We have audited the financial statements of the governmental activities, the business-type activities, each major fund, and the aggregate remaining fund information of the City of Delaware, Delaware County, (the City) as of and for the year ended December 31, 2009, which collectively comprise the City's basic financial statements and have issued our report thereon dated June 28, 2010. As discussed in 2.A., the City implemented GASB Statement No.s 53, 55, 56, 57, and 58. In addition, as disclosed in Note 2.B., the City restated net assets and fund balances. We conducted our audit in accordance with auditing standards generally accepted in the United States of America and the standards applicable to financial audits contained in the Comptroller General of the United States' *Government Auditing Standards*.

Internal Control over Financial Reporting

In planning and performing our audit, we considered the City's internal control over financial reporting as a basis for designing our audit procedures for the purpose of expressing our opinions on the financial statements, but not for the purpose of opining on the effectiveness of the City's internal control over financial reporting. Accordingly, we have not opined on the effectiveness of the City's internal control over financial reporting.

A *deficiency in internal control* exists when the design or operation of a control does not allow management or employees, when performing their assigned functions, to prevent, or detect and timely correct misstatements. A *material weakness* is a deficiency, or combination of internal control deficiencies resulting in more than a reasonable possibility that a material misstatement of the City's financial statements will not be prevented, or detected and timely corrected.

Our consideration of internal control over financial reporting was for the limited purpose described in the first paragraph of this section and was not designed to identify all deficiencies in internal control over financial reporting that might be deficiencies, significant deficiencies or material weaknesses. We did not identify any deficiencies in internal control over financial reporting that we consider material weaknesses as defined above.

Compliance and Other Matters

As part of reasonably assuring whether the City's financial statements are free of material misstatement, we tested its compliance with certain provisions of laws, regulations, contracts, and grant agreements, noncompliance with which could directly and materially affect the determination of financial statement amounts. However, providing an opinion on compliance with those provisions was not an objective of our audit and accordingly, we do not express an opinion. The results of our tests disclosed no instances of noncompliance or other matters we must report under *Government Auditing Standards*.

Wilson, Shannon & Snow, Inc.

CERTIFIED PUBLIC ACCOUNTANTS

Ten West Locust Street
Newark, Ohio 43055
(740) 345-6611
1-800-523-6611
FAX (740) 345-5635

City of Delaware
Delaware County
Report on the Internal Control over Financial
Reporting and on Compliance and Other Matters
Required by *Government Auditing Standards*

We did note certain matters not requiring inclusion in this report that we reported to the City's management in a separate letter dated June 28, 2010.

We intend this report solely for the information and use of the management, the finance committee, City Council, and others within the City. We intend it for no one other than these specified parties.

Wilson, Shuman & Snow, Inc.

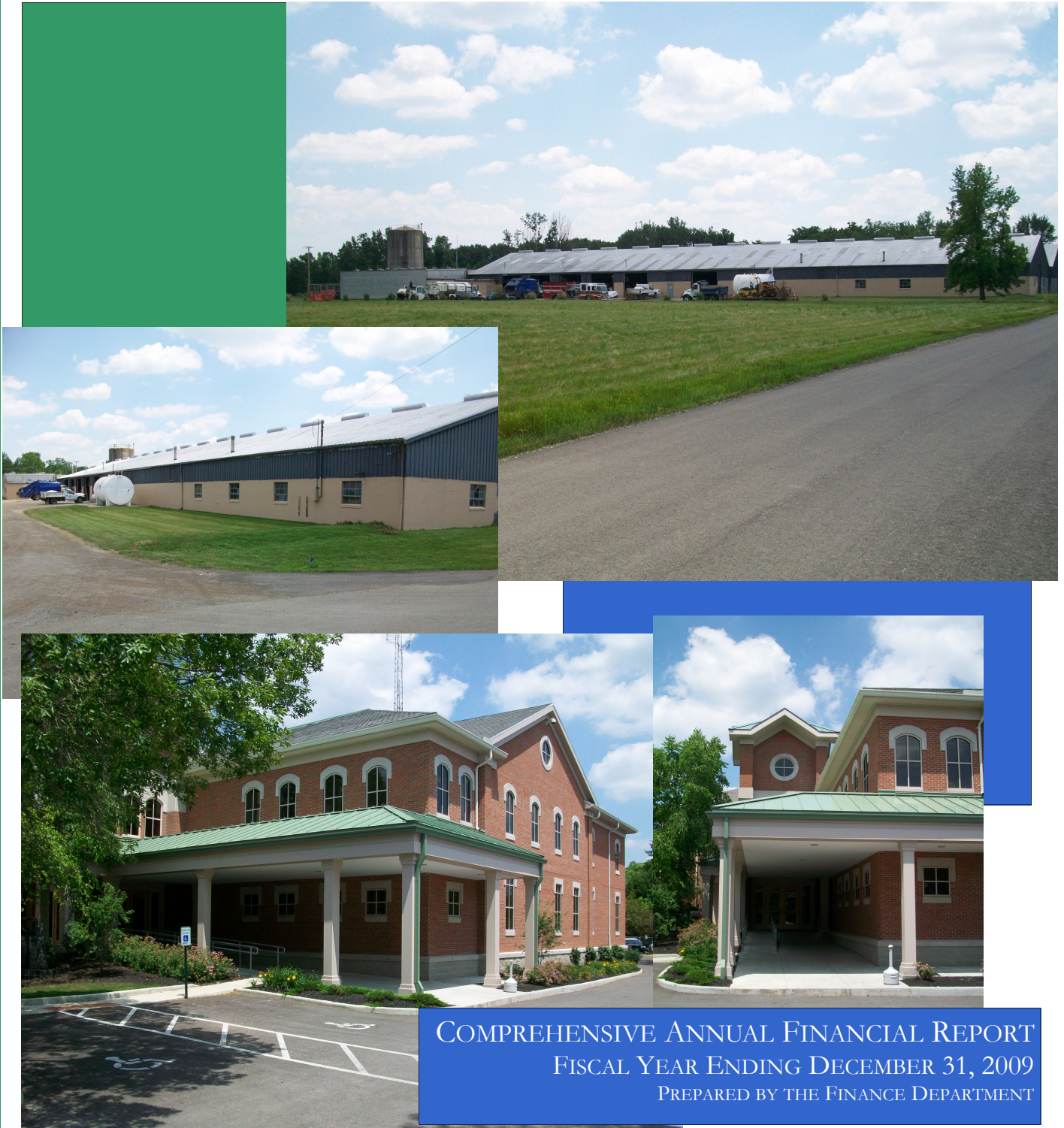
Newark, Ohio
June 28, 2010

**CITY OF DELAWARE
DELAWARE COUNTY**

**SCHEDULE OF PRIOR YEAR AUDIT FINDINGS
DECEMBER 31, 2009**

<u>Finding Number</u>	<u>Finding Summary</u>	<u>Fully Corrected</u>	Not Corrected, Partially Corrected, Significantly Different Corrective Action Taken, or Finding <u>No Longer Valid</u> : Explain
2008-001	Ohio Revised Code Section 5705.39 states that appropriations may not exceed estimated resources.	Yes	N/A

CITY OF DELAWARE, OHIO



COMPREHENSIVE ANNUAL FINANCIAL REPORT
FISCAL YEAR ENDING DECEMBER 31, 2009
PREPARED BY THE FINANCE DEPARTMENT

City of Delaware, Ohio

Comprehensive Annual Financial Report *For The Year Ended December 31, 2009*

Dean P. Stelzer – Finance Director

Prepared by the City of Delaware Finance Department

Robert Alger – City Accountant

John Hunter – Tax Administrator

Jon Lee – Budget Analyst

Stewart Clinger – Collections

Finance

Barb Browning

Dale Wynkoop

Tax

Tricia Russell

Lory Johnson

Diane Ladd

Utility Billing

Deb Brenner

Kim Johnson

Terri Miller

Dove Arnett

Cover Picture: Top; recently purchased Union Fork & Hoe building which is now the City's Public Works Facility. Bottom; newly expanded and renovated Justice Center.

City of Delaware
Finance Department

City of Delaware, Ohio
Comprehensive Annual Financial Report
For The Year Ended December 31, 2009
Table of Contents

I. Introductory Section

Table of Contents	i
Letter of Transmittal	iv
Organization Chartxi
Elected and Appointed Officialsxii
GFOA Certificate of Achievementxiii

II. Financial Section

Independent Auditors’ Report	1
Management’s Discussion and Analysis	3
Basic Financial Statements:	
Government-Wide Financial Statements:	
Statement of Net Assets	15
Statement of Activities	16
Fund Financial Statements:	
Balance Sheet – Governmental Funds	17
Reconciliation of Total Governmental Fund Balances to Net Assets of Governmental Activities	18
Statement of Revenues, Expenditures and Changes in Fund Balances (Deficits)—Governmental Funds	19
Reconciliation of Statement of Revenues, Expenditures, and Changes in Fund Balances of Governmental Funds to the Statement of Activities	20
Statement of Revenues, Expenditures, and Changes in Fund Balance – Budget and Actual [Budget Basis]:	
General Fund	21
Fire/EMS Income Tax Fund	22
Statement of Fund Net Assets – Proprietary Funds	23
Statement of Revenues, Expenses, and Changes in Fund Net Assets – Proprietary Funds	24
Statement of Cash Flows—Proprietary Funds	25
Statement of Fiduciary Assets and Liabilities – Agency Fund	29

City of Delaware, Ohio
Comprehensive Annual Financial Report
For The Year Ended December 31, 2009
Table of Contents, continued

Notes to the Basic Financial Statements	30
Combining Statements and Individual Fund Schedules	63
Combining Statements – Nonmajor Governmental Funds:	
Fund Descriptions	64
Combining Balance Sheet – Nonmajor Governmental Funds	69
Combining Statement of Revenues, Expenditures and Changes in Fund Balances (Deficits) – Nonmajor Governmental Funds	81
Combining Statements – Nonmajor Proprietary Funds:	
Fund Descriptions – Nonmajor Enterprise Funds	93
Combining Statement of Fund Net Assets – Nonmajor Enterprise Funds.....	94
Combining Statement of Revenues, Expenses and Changes in Fund Net Assets– Nonmajor Enterprise Funds	95
Combining Statement of Cash Flows – Nonmajor Enterprise Funds	96
Fund Descriptions – Internal Service Funds	98
Combining Statement of Fund Net Assets – Internal Service Funds	99
Combining Statement of Revenues, Expenses and Changes in Fund Net Assets – Internal Service Funds	100
Combining Statement of Cash Flows – Internal Service Funds	101
Combining Statements – Fiduciary Funds:	
Fund Descriptions	103
Combining Statement of Changes in Assets and Liabilities— Agency Funds	104
Individual Fund Schedules of Revenues, Expenditures/Expenses, and Changes in Fund Balance – Budget and Actual [Budget Basis]:	
Major Funds	105
Nonmajor Funds	115

III. Statistical Section

Net Assets by Component—Last Seven Years.....	170
Changes in Net Assets—Last Seven Years	171

City of Delaware, Ohio
Comprehensive Annual Financial Report
For The Year Ended December 31, 2009
Table of Contents, continued

Fund Balances, Governmental Funds—Last Ten Years	172
Changes in Fund Balances, Governmental Funds — Last Ten Years	173
Tax Revenues by Source, Governmental Funds — Last Ten Years	174
Assessed Value and Actual Value of Taxable Property — Last Ten Years	175
Direct and Overlapping Property Tax Rates — Last Ten Years	176
Principal Property Tax Payers, Current Year and Eight Years Ago	177
Property Tax Levies and Collections — Last Ten Years	178
Income Tax Revenue by Source — Last Ten Years	179
Ratio of Outstanding Debt by Type —Last Ten Years	180
Ratios of General Bonded Debt Outstanding — Last Ten Years	181
Direct and Overlapping Governmental Activities Debt As of December 31, 2009	182
Legal Debt Margin Information—Last Nine Years	183
Pledged-Revenue Coverage—Last Ten Years.....	184
Demographic and Economic Statistics — Last Ten Years	185
Principal Business Withholdings Taxpayers — Current Year and Ten Years Ago	186
Full-time Equivalent City Government Employees by Function — Last Ten Years	187
Operating Indicators by Function — Last Ten Years	188
Capital Asset Statistics by Function — Last Eight Years	189



June 28, 2010

Members of City Council and
Citizens of Delaware, Ohio

Ohio Revised Code requires that each public office be audited at least once every two fiscal years, except under Federal Office of Management and Budget Circular No. A-133, which may require, or has elected to have, an audit every fiscal year. The City of Delaware [the City] has elected to have an annual audit although it did not specifically meet federal requirements for the year ended December 31, 2009.

Responsibility for the accuracy of the data and the completeness and fairness of the presentation, including all disclosures, rests with City management and is based upon a comprehensive framework of internal controls that they have established for this purpose. These controls are designed to provide reasonable, but not absolute, assurance regarding the safeguarding of assets against loss from unauthorized use or disposition and the reliability of financial records for preparing financial statements and maintaining accountability for assets. The concept of reasonable assurance recognizes that [1] the cost of a control should not exceed the benefits likely to be derived from its implementation and [2] the valuation of costs and benefits requires estimates and judgments by management. We believe the data as presented is accurate in all material respects and that it is presented in a manner designed to set forth fairly the financial position and results of operations of the City as measured by the financial activity of its various funds. All disclosures necessary to enable the reader to gain an understanding of the City's financial activities have been included.

In accordance with Ohio law, independent audits are required to be performed on all financial operations of the City. Either the Auditor of State of Ohio, or, if the Auditor permits, an independent public accounting firm conducts these audits. For 2009, the City continued its contract with the accounting firm Wilson, Shannon, & Snow, Inc. to perform these services. Their report is presented in the front of the Financial Section.

Management's Discussion and Analysis [MD&A] immediately follows the independent auditor's report and provides a narrative introduction, overview, and analysis of the basic financial statements. This letter of transmittal is designed to complement the MD&A and should be read in conjunction with it.

Reporting Entity

The City has reviewed its reporting entity definition in order to insure compliance and conformance with the Governmental Accounting Standards Board Statement Number 14, *"The Financial Reporting Entity,"* as amended by GASB Statement No. 39, *"Determining Whether Certain Organizations are Component Units"*. For financial reporting definition purposes, City management considered all agencies, departments, and organizations comprising the City of Delaware, the primary government, and its potential component units. Areas of consideration include financial accountability, ability to impose its will, financial benefit, and financial burden. The City has no component units.

City of Delaware, Ohio

The City of Delaware

The City is the seat of Delaware County, 30 miles north of downtown Columbus, the Ohio state capitol. Delaware is an independent, full service city that has retained its small town qualities while adapting to recent high levels of growth and development. Delaware County is the fastest growing county in Ohio, identified as one of the 100 fastest growing, wealthiest and most educated areas of the country. Housing in Delaware is available in older, tree-lined neighborhoods, newer modern subdivisions, condominium developments and rental complexes. The population of Delaware is expected to increase by over 50 percent between 2000 and 2020. An additional 7,500 housing units and 15,000 people are projected to be added in that time frame.

The region was originally occupied by the Delaware Indians who shared the territory between Columbus and Lake Erie with the Mingos and other tribes. Prehistoric Hopewell Mound Builders inhabited this area even earlier. Delaware was a country village in an agricultural region in 1808. Following the War of 1812, settlers arrived at a faster pace, including the parents of Rutherford B. Hayes, 19th President of the United States. He met his future wife at Ohio Wesleyan University in Delaware.

Prior to the Civil War, Delaware had Northern sympathies and brought the underground railway through the area. The local Africa Road owes its name to this era. During and following the War, railroads played an important role in expanding the markets of Delaware. By 1900, Delaware had its own electric street railway and an electric interurban rail connected the community with Columbus and Marion.

In the modern era, farming has declined steadily throughout Delaware County as residential and industrial development has flourished. The proximity to Columbus, as well as historic periods of growth and prosperity, has greatly influenced the economy of Delaware. Its history, however, is carefully preserved in its many 19th century buildings and homes, its comfortable scale and architecture and the pace of life as a home town.

The City covers over 19 square miles and has a population of some 33,400 residents. The City of Delaware provides municipal and general administrative services under the supervision of the City Manager for police protection, fire and emergency medical services, water, sewer, and refuse utility services, public works maintenance, and a wide array of parks and recreational facilities and services, engineering, planning and community development, building inspection, and community affairs. The City also maintains a county-wide municipal court under the elected offices of Judge and Clerk of Court.

City Government

Delaware was incorporated in 1816. The City is a Charter Municipal Corporation established and operated under the laws of the State of Ohio. The Charter was first adopted November 6, 1951, and established the Council/Manager form of government. Delaware City Council consists of seven elected members. Three City Council positions are elected at-large, the other four positions are elected from the four wards of the City. The regular term of every member of Council is four years. Elections of members of Council are staggered such that every other year either the three at-large positions are elected or the four ward positions are elected. At the conclusion of each bi-annual election one of the three at-large members of Council is elected Mayor, by vote of all seven members of Council, to serve a two-year term. The Mayor presides at meetings of Council and is recognized as the official head of the City for all ceremonial purposes, military purposes, and for servicing civil process.

The members of Council are the legislative authority of the City. Council enacts ordinances and resolutions relative to City services, tax levies, appropriating and borrowing money, licensing and regulating businesses and trades, and other various municipal purposes.

City of Delaware, Ohio

The City Manager is the City's chief executive officer and is appointed by Council. It is the duty of the City Manager to act as chief conservator of the peace within the City; to supervise the administration of the affairs of the City; and to see that the ordinances of the City and the laws of the State are enforced. The City Manager supervises the administration of all departments and appoints the various department heads and other City employees. He also executes all contracts, conveyances, and evidences of indebtedness of the City.

City administrative departments operating under the supervision of the City Manager include: Police, Fire, Finance, Engineering, City Attorney, City Prosecutor, Planning and Community Development, Public Works, Parks and Recreation, and Public Utilities.

Economic Conditions and Outlook

Home building continued to be low for 2009. Residential building permits totaled 115 for 2009, the lowest since 1993. These 115 permits totaled some \$19.3 million in home value. Commercial permits were 184 in number and totaled \$18 million in value, down from 213 and \$58.1 million from 2008.

During 2009, Delaware County maintained the lowest unemployment in the Columbus MSA. With about seventy percent of the manufacturing square footage in Delaware County, the City of Delaware lead the county in manufacturing job growth. Therefore, the City continued to lead the region and state in manufacturing job growth.

Other good news to promote economic development was the designation of Delaware County as Ohio's healthiest. Jeg's Automotive is celebrating their 50th year in business; pro stock driver Jeg Coughlin is nearing his fifth world championship.

While many manufacturing companies experienced job cutbacks, high-tech, alternative energy companies like Engineered Material Systems, Sky Climber and Luvata Forming saw some growth. EMS manufactures a conductive ink and glue used on CIGS flexible solar panels; Sky Climber manufactures wind turbine access equipment; and Luvata is starting to manufacture solar panel connectors.

Delaware is ready to start focusing more attention on manufacturing high-tech, alternative energy corporate clustering as an attraction strategy.

No tax abatements were negotiated during 2009. The 2009 Tax Incentive Review Council did not recommend termination of any agreements for performance failure.

Major Initiatives

Administration; In 2009, the City's Economic Development Coordinator, Gus Comstock, resigned and took a position as the Delaware County Economic Development Director. The City hired a new Coordinator, Shannon Hamons, in February 2010. Mr. Hamons holds a professional Certified Economic Developer designation from the International Economic Development Council; he brings twenty years of central Ohio public and private experience to the city.

Justice Center; Construction of the 8,100 square foot addition to the Justice Center was completed in 2009 with a total cost of \$2.4 million. The addition provided additional space for the Municipal Court, Prosecutor's Office, and the Police Department.

City of Delaware, Ohio

Public Works; In 2007, the City purchased the defunct Union Fork and Hoe building on the City's far east side. The 52,000 square foot building, which sits on 13.75 acres, is the new home for the Public Works department beginning in the summer, 2009. The new facility allows for much more future expansion than the previous facility.

Public Utilities; During 2008, the City finalized plans for approximately \$26 million of improvements to the City's water treatment plant. The improvements will include constructing a new membrane treatment facility, making improvements to the existing plant facility, and constructing a water supply line from wells on Penry Road. The improvements will be undertaken over the next five years and will increase the treatment quality of the plant and also increase the treatment capacity of the plant by almost 50% to nine million gallons per day. Preliminary design began in 2009.

Recreation; In August of 2008, the voters of Delaware approved a 0.15% income tax increase to fund the construction of a new community recreation center and to make park athletic field improvements. The City began collecting the tax in January 2009. The tax is expected to provide for approximately \$24.8 million in improvements and is estimated to be in place for the next 20 years. The City's new community center will ultimately be built in conjunction with a new National Guard armory, to be built on the same site. The City's center will be able to utilize Guard classrooms and drill space for recreational activities.

Some 2009 City of Delaware Business Highlights:

Major infrastructure investments attract companies to growing communities. The City and County have a number of projects underway. The Glenn Road Extension, US42 Extension, and other projects are becoming visible and known. Although growth has slowed considerably the past couple of years, these projects continue.

Delaware's downtown has achieved some very noteworthy accomplishments over the last several years. Delaware received national Mainstreet status about seven years ago. The US Department of Interior certified Delaware as a Certified Local Government. And Delaware was chosen by the White House in 2003 as one of the first eight Preserve America Communities.

There is low commercial vacancy in downtown Delaware. A number of restaurants have chosen Delaware as a launching pad for new ventures. The Old Bag of Nails, a popular Columbus area restaurant, chose Delaware for its tenth restaurant and first outside of the Columbus Metro area. Hoggy's Barbecue and Grill opened a couple years ago, which includes an outdoor patio. Amato's Pizza recently completed negotiations to lease a building to their north with an attached highly visible patio and major water fountain at the town's center (William and Sandusky). The expansion was completed in May 2010. Hoggy's and Amato's patios are adjoined. All of these restaurants have been recognized by the Columbus media as places to try. Existing eateries have flourished with all the new attention to Delaware dining.

The Mainstreet organization is currently on path to implement wayfinding signage in the downtown. With parking issues a welcomed problem, the group would like to better coordinate locating businesses and parking.

City of Delaware, Ohio

The following table shows comparative average monthly employment and unemployment statistics for the indicated periods.

<u>Year</u>	<u>Employed in</u>	<u>Unemployment Rate</u>		
	<u>County</u>	<u>County</u>	<u>State</u>	<u>U.S.</u>
1999	49,200	2.1	4.2	4.2
2000	58,300	1.8	4.1	4.0
2001	59,800	2.2	4.3	4.8
2002	67,300	3.9	5.7	5.8
2003	70,600	4.0	6.2	6.0
2004	71,200	4.0	6.1	5.5
2005	72,100	4.1	6.0	5.1
2006	75,800	3.8	6.1	5.2
2007	86,630	4.0	5.6	5.1
2008	86,675	4.6	6.5	8.5
2009	85,973	6.9	10.8	10.0

Source: Ohio Bureau of Employment Services.

The following employers (private and public) have some of the largest work forces within the City:

Employer	Nature of Activity or Business	Approximate Number of Employees
Delaware County	County government	1047
Grady Hospital	In and outpatient services	692
Advance Auto	Automotive parts distribution	543
Associated Hygienic Products	Disposable diaper manufacturer	463
PPG	Aftermarket auto finishes	359
City of Delaware	Municipal government	265
Liebert	High voltage UPS systems	250
Jegs High Performance	Automotive parts distribution and testing	237
Midwest Acoust a Fiber	Automotive parts manufacturing	194
Optimum Plastics	Plastic wrap manufacturing	104
North Am. Bus Industries, Inc.	Transit bus assembly & sales	89
Outokumpu Nippert Copper	Low Oxygen Copper	86
Federal Heath Sign Company	Manufacturer of commercial signage	50
Jet Stream Corporate Center	Aviation-related business center	35
Innopak	Innovative packaging	24
Benchmark Woodworks	Specialty wood products manufacturing	21

Financial Information

The City of Delaware's accounting system is organized on a "Fund Basis". Each fund is a distinct, self-balancing account.

City of Delaware, Ohio

Development of the City's accounting system includes consideration of internal accounting controls. These controls are designed to provide reasonable, but not absolute, assurance regarding the safeguarding of assets against loss from unauthorized use or disposition and the reliability of financial records for preparing financial statements and maintaining accountability for assets. The concept of reasonable assurance recognizes that [1] the cost of a control should not exceed the benefits likely to be derived from its implementation and [2] the valuation of costs and benefits requires estimates and judgments by management.

The City adopts its annual appropriation ordinance on or before January 1 of each year. The City Manager and the Finance Director prepare the budget legislation and submit it to City Council for their consideration and approval. All disbursements require appropriation authority. The legal level of budgetary control is at the payroll expenditures/expenses and other expenditures/expenses department level.

The Finance Director is authorized to transfer appropriations between line items, within a department or fund. Any increase in the total appropriations for a department must be approved by City Council. A purchase order is required before making any purchase over \$250.

Financial Policies

The City's budget is not a static document. It is prepared prior to the beginning of the year it represents; however, it is scrutinized by staff at least on a monthly basis for accountability. The City may budget to receive a certain amount of revenue in an account or fund, to be used for certain operations or capital improvements. However, if those revenues are not received in their entirety or at all, those appropriations are not necessarily still deemed allowable expenditures. The Finance Director, in conjunction with the Budget Analyst, City Manager, and Departmental Directors, review the budget to determine what operations or projects may be postponed, dismissed entirely, or done sooner, depending on the circumstances. In times when the economy is slow, and fee collections are decreased, this scrutinizing plays a major role in maintaining a positive budget balance.

On September 1, 2009, Moody's Investors Service announced a bond rating upgrade for the City of Delaware's General Obligation Debt from A1 to Aa3. Moody's noted the City's expanding tax base, which has exhibited stability and resilience in the current recession, healthy financial position supported by solid fiscal policies and practices and stable reserves, and a moderate debt position with substantial non general fund support for debt service as reasons for the upgrade. In March, 2010, the City's bond rating was upgraded to Aa2, based on Moody's recalibration of municipal debt to global scales.

Certificate of Achievement

The Government Finance Officers Association of the United States and Canada [GFOA] awarded a Certificate of Achievement for Excellence in Financial Reporting to the City of Delaware for its Comprehensive Annual Financial Report for the year ended December 31, 2008. This is the seventh consecutive award the City has received for a CAFR. The Certificate of Achievement is a prestigious national award recognizing conformance with the highest standards for preparation of state and local government financial reports.

In order to be awarded a Certificate of Achievement, a government unit must publish an easily readable and efficiently organized CAFR, whose contents conform to program standards. Such a report must satisfy both generally accepted accounting principles and applicable legal requirements.

City of Delaware, Ohio

A Certificate of Achievement is valid for a period of one year only. The City of Delaware Finance Department believes this current report continues to conform to the program's requirements, and it will be submitted to GFOA for review.

Acknowledgements

We would like to thank the many departments that assisted in providing information reported in this CAFR, as well as the Delaware County Auditor's Office. We would also like to recognize City Council for their continued support and commitment to responsible financial reporting.

We are pleased to present this report to the residents and taxpayers of the City of Delaware.

Sincerely,

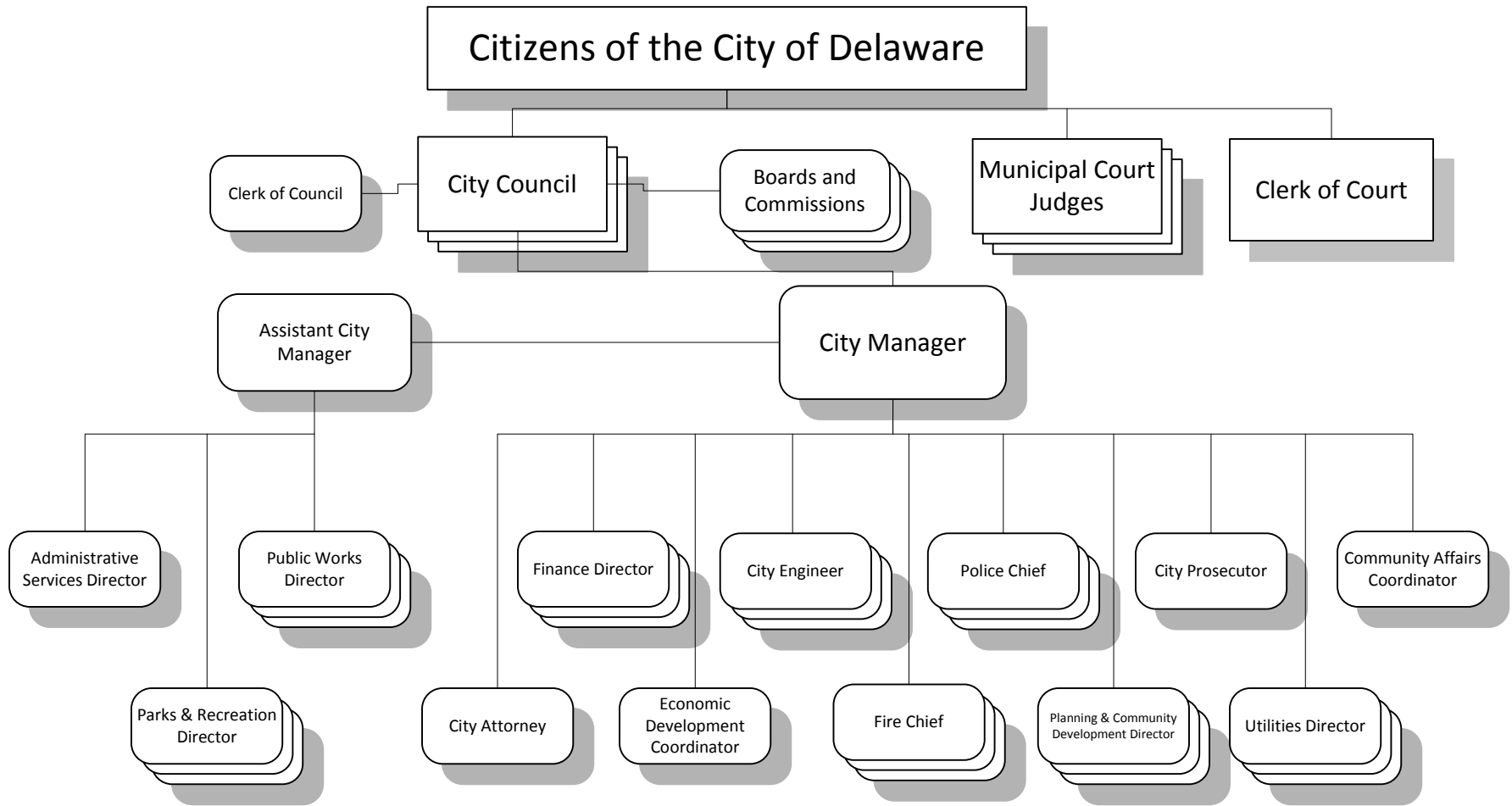


Dean P. Stelzer
Finance Director

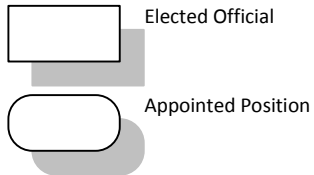


Robert L. Alger
City Accountant

City of Delaware Organizational Chart



Legend



Boards & Commissions

- Airport Commission
- Board of Zoning Appeals
- Charter Review Commission
- Civil Service Commission
- Finance Committee
- Golf Course Advisory Board
- Historic Preservation Commission
- Income Tax Board of Review
- Parks and Recreation Advisory Board
- Permanent Tax Advisory Committee
- Planning Commission
- Shade Tree Commission

**CITY OF DELAWARE,
OHIO**

CITY OF DELAWARE, OHIO

Elected and Appointed Officials

As of December 31, 2009

Elected Officials

City Council

Jim Moore --- First Ward
Lisa Keller --- Second Ward
Joe Di Genova --- Third Ward
Andrew Brush --- Fourth Ward
Carolyn Riggle --- Vice-mayor
Windell Wheeler --- Mayor
Gary Milner --- At-large

Municipal Court

David Sunderman --- Municipal Court Judge
David Gormley --- Municipal Court Judge
Cindy Dinovo --- Clerk of Court

Appointed Officials

R. Thomas Homan --- City Manager
Allen Rothermel--- Assistant City Manager
Dan Bennington --- City Attorney
Pete Ruffing --- City Prosecutor
Dean Stelzer --- Finance Director
Bill Ferrigno --- City Engineer
Tim Browning --- Public Works Director
Jackie Sobas --- Director of Admin. Services
Darren Hurley --- Parks & Rec. Services Director
Brad Stanton --- Utilities Director
Dave Efland --- Planning & Community
Development Director
Lee Yoakum --- Community Affairs Coordinator
John Donahue --- Fire Chief
Russell Martin --- Police Chief

Certificate of Achievement for Excellence in Financial Reporting

Presented to

City of Delaware
Ohio

For its Comprehensive Annual
Financial Report
for the Fiscal Year Ended
December 31, 2008

A Certificate of Achievement for Excellence in Financial Reporting is presented by the Government Finance Officers Association of the United States and Canada to government units and public employee retirement systems whose comprehensive annual financial reports (CAFRs) achieve the highest standards in government accounting and financial reporting.



A large, stylized handwritten signature in black ink, appearing to read "J.R. Emer".

President

A handwritten signature in black ink that reads "Jeffrey R. Emer".

Executive Director

City of Delaware, Ohio

Financial Section



INDEPENDENT AUDITORS' REPORT

City of Delaware
Delaware County
One South Sandusky Street
Delaware, Ohio 43015

To the City Council:

We have audited the accompanying financial statements of the governmental activities, the business-type activities, each major fund, and the aggregate remaining fund information of the City of Delaware, Delaware County, Ohio (the City), as of and for the year ended December 31, 2009, which collectively comprise the City's basic financial statements as listed in the table of contents. These financial statements are the responsibility of the City's management. Our responsibility is to express opinions on these financial statements based on our audit.

We conducted our audit in accordance with auditing standards generally accepted in the United States of America and the standards applicable to financial audits contained in the Comptroller General of the United States' *Government Auditing Standards*. Those standards require that we plan and perform the audit to reasonably assure whether the financial statements are free of material misstatement. An audit includes examining, on a test basis, evidence supporting the amounts and disclosures in the financial statements. An audit also includes assessing the accounting principles used and significant estimates made by management, as well as evaluating the overall financial statement presentation. We believe our audit provides a reasonable basis for our opinions.

In our opinion, the financial statements referred to above present fairly, in all material respects, the respective financial position of the governmental activities, the business-type activities, each major fund, and the aggregate remaining fund information of the City of Delaware, Delaware County, Ohio, as of December 31, 2009, and the respective changes in financial position and where applicable, cash flows, thereof and the respective budgetary comparisons for the General and Fire/EMS Income Tax funds for the year then ended in conformity with accounting principles generally accepted in the United States of America.

As described in Note 2.A., the City implemented GASB Statement No. 53, *Accounting and Financial Reporting for Derivative Investments*; GASB Statement No. 55, *The Hierarchy of Generally Accepted Accounting Principles for State and Local Governments*; GASB Statement No. 56, *Codification of Accounting and Financial Reporting Guidance Contained in the AICPA Statements of Auditing Standards*; GASB Statement No. 57, *OPEB Measurements by Agent Employers and Agent Multiple-Employer Plans*; and GASB Statement No. 58, *Accounting and Financial reporting for Chapter 9 Bankruptcies*. Also disclosed in Note 2.B., the City restated net assets and fund balances to account for tax increment financing agreements and discontinued capital asset projects.

Wilson, Shannon & Snow, Inc.

CERTIFIED PUBLIC ACCOUNTANTS
Ten West Locust Street
Newark, Ohio 43055
(740) 345-6611
1-800-523-6611
FAX (740) 345-5635

City of Delaware
Delaware County
Independent Auditors' Report

In accordance with *Government Auditing Standards*, we have also issued our report dated June 28, 2010 on our consideration of the City's internal control over financial reporting and our tests of its compliance with certain provisions of laws, regulations, contracts and grant agreements and other matters. While we did not opine on the internal control over financial reporting or on compliance, that report describes the scope of our testing of internal control over financial reporting and compliance and the results of that testing. That report is an integral part of an audit performed in accordance with *Government Auditing Standards*. You should read it in conjunction with this report in assessing the results of our audit.

Management's Discussion & Analysis is not a required part of the basic financial statements but is supplementary information accounting principles generally accepted in the United States of America requires. We have applied certain limited procedures, consisting principally of inquiries of management regarding the methods of measuring and presenting the required supplementary information. However, we did not audit the information and express no opinion on it.

We conducted our audit to opine on the financial statements that collectively comprise the City's basic financial statements. The introductory section, combining nonmajor fund statements and schedules and statistical tables provide additional information and are not a required part of the basic financial statements. We subjected the combining nonmajor fund statements and schedules to the auditing procedures applied in the audit of the basic financial statements. In our opinion, this information is fairly stated in all material respects in relation to the basic financial statements taken as a whole. We did not subject the introductory section and statistical tables to the auditing procedures applied in the audit of the basic financial statements, and accordingly, we express no opinion on them.

Wilson, Shannon & Snow, Inc.

Newark, Ohio
June 28, 2010

City of Delaware, Ohio

Management's Discussion and Analysis

For the Year Ended December 31, 2009

Unaudited

The management of the City of Delaware [the City] provides the following information as an introduction, overview, and analysis of the City's financial statements for the year ended December 31, 2009. Readers should also review the basic financial statements to further enhance their understanding of the City's financial performance.

Using this Annual Financial Report

This annual report consists of a series of financial statements and notes to those statements. The former is organized so the reader can first understand the City's financial status as a whole. The latter, and subsequent statements, provide an increasingly detailed look at specific financial conditions.

The *Statement of Net Assets* and *Statement of Activities* [collectively referred to as the *government-wide statements*] provide information about the activities as an entire operating entity, presenting both an aggregate view of the City's finances and a longer-term view of those assets. Major fund statements provide the next level of detail. For governmental funds, these statements tell how services were financed in the short-term as well as what dollars remain for future spending. The proprietary fund's statements are prepared on the same basis as the government-wide statements.

Reporting the City as a Whole

Statement of Net Assets and Statement of Activities

These government-wide statements demonstrate how the City did financially in 2009, as a whole. They are prepared on the accrual basis of accounting, similar to the way private-sector businesses prepare theirs. This basis of accounting includes all assets and liabilities, and accounts for the reporting year's revenues and expenses, regardless of when the money was received or paid.

- *The Statement of Net Assets.* This statement [page 15] reports all assets and liabilities of the City as of December 31, 2009. The difference between total assets and the total liabilities is reported as "net assets". Increases in net assets generally indicate an improvement in financial position, while decreases may indicate a deterioration of financial position.
- *The Statement of Activities.* This statement [page 16] serves the purpose of the traditional income statement. It provides consolidated reporting of the results of all activities of the City for the year ended December 31, 2009. Changes in net assets are recorded in the period in which the underlying event takes place, which may differ from the period in which cash is received or disbursed. The Statement of Activities displays the expense of the City's various programs net of related revenues, as well as a separate presentation of revenues available for general purposes.

City of Delaware, Ohio

Management's Discussion and Analysis

For the Year Ended December 31, 2009

Unaudited

[continued]

Reporting on the City's Most Significant Funds

Fund Financial Statements

These statements provide financial position and results of the City's major funds. A fund is an accounting entity created to account for a specific activity or purpose. Major funds of the City are the General Fund, Fire/EMS Income Tax Fund, Capital Improvement Fund, Glenn Road South Construction Fund, Water Fund, Sewer Fund, Storm Sewer Fund, and Refuse Fund. The creation of some funds is mandated by law and others are created by management to demonstrate financial compliance with budgetary or legal requirements. Funds are classified into three broad categories: governmental funds, proprietary funds, and fiduciary funds.

- *Governmental Funds.* Governmental funds are used to account for "governmental-type" activities. Unlike the government-wide financial statements, governmental fund statements use a "flow of financial resources" measurement focus. That is to say, the operating statement of a governmental fund attempts to answer the question "Are there more or less resources that can be spent in the near futures as a result of events and transactions of the reporting period?" Increases in spendable resources are reported in the operating statement as "revenues" or "other financing sources." Decreases in spendable resources are reported as "expenditures" or "other financing uses." We describe the differences between governmental funds and governmental activities [reported in the Statement of Net Assets and the Statement of Activities] in reconciliations presented beside the governmental fund financial statements on pages 18 and 20.

The City maintains 58 separate governmental funds. The governmental fund financial statements on pages 17 and 19 separately display the governmental funds considered to be major funds. All other governmental funds – the "nonmajor" funds – are combined into a single column. Detailed financial data for each of the non-major governmental funds is provided in combining statements in the supplementary information section of this report.

- *Proprietary Funds.* There are two types of proprietary funds: enterprise funds and internal service funds.
 - Enterprise funds are used to account for operations that are financed and operated in a manner similar to private business enterprises for which either 1) the intent is that the costs [expenses, including depreciation] be recovered primarily through user charges, or 2) determination of net income is appropriate for management control, accountability, or other purposes.

The City's Water Fund, Sewer Fund, Storm Sewer Fund, and Refuse Fund are all considered to be major funds and are displayed separately in the proprietary fund statements on pages 23 and 24. The City has three other proprietary funds, the activities of which are combined into one column for non-major funds. Detailed financial data for those funds can be found in the combining statements in the supplementary information section of this report.

City of Delaware, Ohio

Management's Discussion and Analysis

For the Year Ended December 31, 2009

Unaudited

[continued]

- Internal Service funds are used to account for costs of providing certain centralized services [e.g., garage rotary, info tech rotary, self insurance, worker's compensation] that the City wishes to allocate to the other departments of the government entity that use the services. An internal service fund is the appropriate accounting mechanism when it is the intent of the government to recover the full cost of providing the service through user charges to other departments.

The City's four internal service funds are combined into a single column in the proprietary fund financial statements. Detailed financial data for those funds can be found in the combining statements in the supplementary information section of this report.

- *Fiduciary Funds.* Fiduciary funds are used to account for resources held for the benefit of parties outside the City government. Fiduciary funds are not reflected in the government-wide financial statements because the resources of those funds are not available to support the City's own programs. The accounting used for fiduciary funds is much like that used for proprietary funds.

A Fiduciary fund statement is on page 29 of this report.

Other Information

Notes to the Basic Financial Statements

The notes provide additional and explanatory data. They are an integral part of the basic financial statements. The notes begin on page 30 of this report.

Required Supplementary Information

In addition to the basic financial statements and notes, this report also contains required supplementary information [RSI]. RSI includes budgetary schedules for major funds other than the general fund and major special revenue funds. This data begins on page 63.

Government-Wide Financial Analysis

Table 1 presents condensed information on net assets as of December 31, 2009 and 2008.

City of Delaware, Ohio

Management's Discussion and Analysis

For the Year Ended December 31, 2009

Unaudited

[continued]

Table 1
Net Assets
December 31, 2009 and 2008 [as restated]

	Governmental Activities		Business-Type Activities		Total	
	2009	2008	2009	2008	2009	2008
<i>Assets</i>						
Current and Other Assets	\$ 33,719,427	\$ 30,729,672	\$ 17,577,502	\$ 17,697,201	\$ 51,296,929	\$ 48,426,873
Capital Assets, Net	<u>71,581,235</u>	<u>69,146,727</u>	<u>109,260,176</u>	<u>110,464,343</u>	<u>180,841,411</u>	<u>179,611,070</u>
Total Assets	<u>105,300,662</u>	<u>99,876,399</u>	<u>126,837,678</u>	<u>128,161,544</u>	<u>232,138,340</u>	<u>228,037,943</u>
<i>Liabilities</i>						
Current and Other Liabilities	27,775,596	24,373,973	1,130,524	16,289,096	28,906,120	40,663,069
Long-Term Liabilities	<u>12,353,906</u>	<u>12,871,172</u>	<u>48,376,689</u>	<u>34,934,020</u>	<u>60,730,595</u>	<u>47,805,192</u>
Total Liabilities	<u>40,129,502</u>	<u>37,245,145</u>	<u>49,507,213</u>	<u>51,223,116</u>	<u>89,636,715</u>	<u>88,468,261</u>
<i>Net Assets</i>						
Invested in Capital Assets, Net of Related Debt	42,301,184	44,510,126	62,977,540	62,280,398	105,278,724	106,790,524
Restricted	12,481,627	8,888,379	0	0	12,481,627	8,888,379
Unrestricted	<u>10,388,349</u>	<u>9,232,749</u>	<u>14,352,925</u>	<u>14,658,030</u>	<u>24,741,274</u>	<u>23,890,779</u>
Total Net Assets	<u>\$ 65,171,160</u>	<u>\$ 62,631,254</u>	<u>\$ 77,330,465</u>	<u>\$ 76,938,428</u>	<u>\$ 142,501,625</u>	<u>\$ 139,569,682</u>

Capital assets increased for 2009 due to work in progress and completed project costs of over \$5.2 million on several projects, including the Point reconstruction, Glenn Road construction, Water Plant Expansion and Rehabilitation, and several others. This increase was also from contributed assets from developers [\$1.45 million] as new subdivisions are completed, and the roads, storm sewers, water lines and wastewater lines are turned over to the City. This increase was offset by over \$6 million in depreciation.

Governmental current liabilities increased mainly due to an additional \$4.74 million in Bond Anticipation Notes [increasing the Glenn Road project \$5.56 million and decreasing the Facilities Maintenance Notes \$825 thousand] issued during 2009 for various projects including the purchase of the defunct Union Fork and Hoe land and building to serve as the City's Public Works department, the installation of a new City-wide phone system, the renovation of the Jack Florance [Mingo] Pool, the construction of a new skate park, and to fund the renovations of the City's Justice Center. Long-term liabilities increased in business-type activities [\$13.4 million] due to the bonding of a previous anticipation note [\$15 million] offset by payments made against outstanding bonds [\$670 thousand] and the OWDA loan [\$1.0 million]. The loan balance at December 31, 2009 is \$23.2 million [including capitalized interest].

Over time, net assets can serve as a useful indicator of a government's financial position. Increases in net assets generally indicate an improvement in financial position. At December 31, 2009, the City's assets exceeded liabilities by \$142.5 million. The City's financial position improved over 2008 by \$2.9 million.

By far, the largest portion of the City's net assets [73.9 percent] reflects its investment in capital assets [e.g., infrastructure, land, buildings, machinery, and equipment], less any related debt used to acquire those assets, that is still outstanding. The City uses these capital assets to provide services to citizens. Consequently, these

City of Delaware, Ohio

Management's Discussion and Analysis

For the Year Ended December 31, 2009

Unaudited

[continued]

assets are not available for future spending. Although the City's investment in its capital assets is reported net of related debt, it should be noted that the resources needed to repay this debt must be provided from other sources, since the capital assets, themselves, cannot be used to liquidate these liabilities.

A portion of the City's net assets, 8.8%, represents resources that are subject to external restriction on how they may be used. This category of net assets increased to \$12.5 million at December 31, 2009 from \$8.9 million at December 31, 2008.

The remaining balance of unrestricted net assets, \$24.7 million, is available for future use as directed by City Council.

The following, table 2, represents condensed information on the changes in net assets for the years ended December 31, 2009 and 2008.

Table 2
Changes in Net Assets
For the Year Ended December 31, 2009 and 2008
(In Thousands; as restated)

	<i>Governmental Activities</i>		<i>Business-Type Activities</i>		<i>Total</i>	
	<u>2009</u>	<u>2008</u>	<u>2009</u>	<u>2008</u>	<u>2009</u>	<u>2008</u>
Revenues						
Program Revenues:						
Charges For Services	\$ 5,782	\$ 5,306	\$ 14,249	\$ 14,931	\$ 20,031	\$ 20,237
Operating Grants and Contributions	786	1,433	35	135	821	1,568
Capital Grants and Contributions	3,250	5,471	840	2,615	4,090	8,086
Total Program Revenues	<u>9,818</u>	<u>12,210</u>	<u>15,124</u>	<u>17,681</u>	<u>24,942</u>	<u>29,891</u>
General Revenues:						
Property Taxes	1,825	1,849			1,825	1,849
Income Taxes	14,938	14,077			14,938	14,077
Other Taxes	62	65			62	65
Gain on Sale of Assets	21	719	15		36	719
Grants and Other Contributions not Restricted to Specific Programs	1,599	2,366			1,599	2,366
Payments In Lieu of Taxes	244	242			244	242
Unrestricted Contributions	218	633			218	633
Interest Income	241	712	31	620	272	1,332
Miscellaneous	124	218	222	203	346	421
Total General Revenues	<u>19,272</u>	<u>20,881</u>	<u>268</u>	<u>823</u>	<u>19,540</u>	<u>21,704</u>
Transfers	<u>(26)</u>	<u>0</u>	<u>26</u>	<u>0</u>	<u>0</u>	<u>0</u>
Total Revenues	<u>\$ 29,064</u>	<u>\$ 33,091</u>	<u>\$ 15,418</u>	<u>\$ 18,504</u>	<u>\$ 44,482</u>	<u>\$ 51,595</u>

City of Delaware, Ohio

Management's Discussion and Analysis

For the Year Ended December 31, 2009

Unaudited

[continued]

	<u>Governmental Activities</u>		<u>Business-type Activities</u>		<u>Total</u>	
	<u>2009</u>	<u>2008</u>	<u>2009</u>	<u>2008</u>	<u>2009</u>	<u>2008</u>
Expenses						
General Government	\$ 4,320	\$ 5,674			\$ 4,320	\$ 5,674
Public Safety	11,815	11,525			11,815	11,525
Municipal Court	3,168	3,173			3,168	3,173
Parks & Recreation	1,686	1,765			1,686	1,765
Community Development	79	446			79	446
Airport	1,125	1,214			1,125	1,214
Public Works	3,780	4,616			3,780	4,616
Interest and Fiscal Charges	551	909			551	909
Water			\$ 4,221	\$ 4,948	4,221	4,948
Sewer			7,357	7,075	7,357	7,075
Storm Sewer			667	667	667	667
Refuse			2,465	2,622	2,465	2,622
Other Business-Type Activities			316	238	316	238
Total Expenses	<u>26,524</u>	<u>29,322</u>	<u>15,026</u>	<u>15,550</u>	<u>41,550</u>	<u>44,872</u>
Changes in Net Assets	<u>2,540</u>	<u>3,769</u>	<u>392</u>	<u>2,954</u>	<u>2,932</u>	<u>6,723</u>
Net Assets at Beginning of Year <i>[as restated]</i>	<u>62,631</u>	<u>58,862</u>	<u>76,938</u>	<u>73,984</u>	<u>139,569</u>	<u>132,846</u>
Net Assets at End of Year	<u>\$ 65,171</u>	<u>\$ 62,631</u>	<u>\$ 77,330</u>	<u>\$ 76,938</u>	<u>\$ 142,501</u>	<u>\$ 139,569</u>

Program revenues represented 34 percent of total revenues for governmental funds and 98 percent of total revenues for business-type activities. Federal, state, and local funding, engineering fees, permits and other associated fees, and municipal court fees represent program revenues for governmental activities. Revenues for business-type activities are made up from utility charges to residents for water, sewer, storm sewer, and refuse, capacity fees to new customers for connecting to utility water and sewer lines, developer-contributed water and sewer lines, golf course revenues, and parking lot revenues. Program revenues fluctuated from 2008. Overall, operating grants and contributions decreased in 2009 due to a \$600 thousand decrease in impact fees over 2008 from three larger developments and from a \$100 thousand grant received in 2008 to remove low-head dams on the Olentangy River. Governmental Activities' capital grants and contributions decreased in 2009 due to a decrease in developer-contributed roads of \$2.4 million over 2008. All program revenues decreased in Business-type Activities in 2009. Charges for services decreased even though sewer fees increased by \$400 thousand over 2008; a capacity fees revenue decrease of \$1.4 million offset this increase. This decrease is the result of three of the larger developments being constructed in the City that paid capacity fees of \$1.4 million in 2008. Donated infrastructure from developers is the major source of revenue for the capital grants & contributions program. Donated infrastructure decreased by \$1.8 million from 2008 to 2009.

City of Delaware, Ohio

Management's Discussion and Analysis

For the Year Ended December 31, 2009

Unaudited

[continued]

For General Revenues, Income tax revenues increased due to an increase in tax rates beginning in 2009. The rate increased from 1.4% to 1.55% to pay for the National Guard/YMCA facility on the City's far west side. Tax Increment Financed [TIF] districts were approved in 2008. These will provide payments in lieu of taxes over the next 20 to 30 years. Less insurance reimbursements decreased unrestricted contributions in 2009. Less intergovernmental revenues decreased grants and other contributions not restricted to specific programs in 2009.

The major program expense for governmental activities is public safety, which includes police and 911, and fire, and accounts for 44 percent of all governmental expenses. General government expenses, 16.3 percent, Public Works' maintenance of the City's roads, lights, and signalization, 14.3 percent, and Municipal Court's expenses, which includes the Court, Clerk of Court, and Prosecutor's Office, totaling 11.9%, are other significant governmental cost centers. For 2009, public safety expenses increased some 2.5% over 2008. Most of this increase was in the wage and benefit cost centers. Park & Recreation expenses decreased over \$79 thousand from 2008 due to work in process of the new National Guard/YMCA facility that the City is collecting income taxes towards. All other program expenses decreased, mainly due to required reductions based on the downturn of the economy. General government expenses decreased 24% in 2009 largely from allocated Business-type expenses made to the General Fund. These expenses from Business-type activities are shown as reductions of expenditures in Governmental activities, as opposed to revenues. Community Development expenses decreased by \$367 thousand as there was no new CHIP money in 2009. Public Works' expenses decreased by approximately \$836 thousand for both operating and capital expenses in 2009. Airport operating expenses decreased by \$89 thousand, during 2009; less in fuel sales meant less in fuel purchases. Interest and fiscal charges decreased over \$358 thousand from 2008 due to borrowing rates remaining low during 2009.

Public utility costs for water, sewer, storm sewer, and refuse account for 97.9 percent of the City's business-type activities and are funded primarily from charges for services. For 2009, there was a \$524 thousand decrease in expenses, attributable to a decrease in services and charges in the Water fund [\$884 thousand] and Refuse fund [\$264 thousand], a decrease overall in personal services, mainly with a decrease in the Sewer fund [\$195 thousand], and a decrease in interest and related charges of \$130 thousand, as borrowing rates remained low. These decreases were offset by overall increases in cost of services [\$55 thousand], materials & supplies [\$203 thousand] and depreciation [\$572 thousand].

Governmental Activities

Table 3 indicates the total cost of services and revenues to offset those services for governmental activities. The statement of activities reflects the cost of program services and the charges for services, grants, and other contributions offsetting those services. The amount remaining identifies the cost of those services supported by general revenues such as tax revenues and unrestricted intergovernmental revenues.

City of Delaware, Ohio

Management’s Discussion and Analysis

For the Year Ended December 31, 2009

Unaudited

[continued]

Table 3 Expenses and Program Revenues - Governmental Activities
(in thousands)



From this graphic, it should be noted that for all governmental activities, almost 63 percent of the revenues to provide these services are derived from the City’s general revenues; that being primarily income and property taxes, and State shared revenues. For 2009, most of the Public Works revenue was in the form of State funding and capital asset donations from developers. Community Development is funded mostly from Federal grants and repayments of outstanding Federal loans. Operations at the Airport are funded by charges for services and general revenues. Park and recreation improvements are funded mainly by impact fees, paid by developers and general revenue. Only Community Development had net “revenue” after expenses were paid. All others were supplemented by general revenues for 2009. On the next page is a chart depicting the sources and percentages of the City’s general revenues.

City of Delaware, Ohio

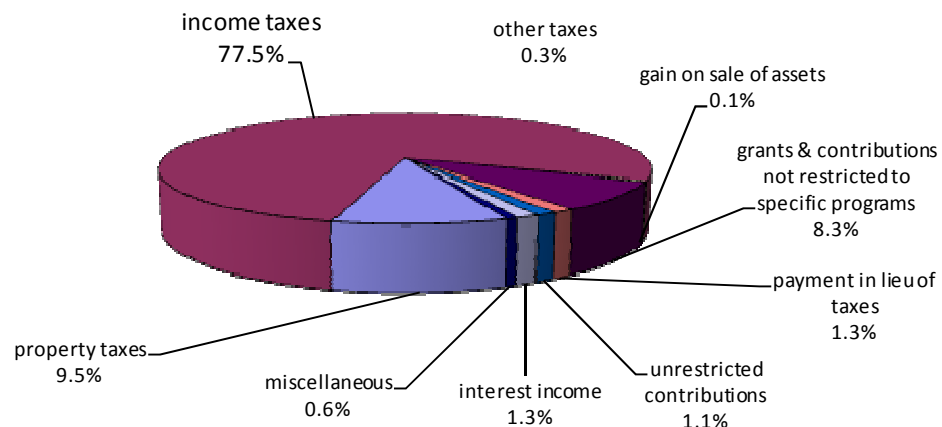
Management's Discussion and Analysis

For the Year Ended December 31, 2009

Unaudited

[continued]

General Revenues by Source - Governmental Activities



Governmental Funds Financial Analysis

The City's major governmental funds are the General Fund, Fire/EMS Income Tax Fund, Capital Improvement Fund, and the Glenn Road South Construction fund. There is no anticipation of future fund resource limitations on any of the major governmental funds. The General Fund and Fire/EMS Income Tax Fund are both heavily funded by income taxes paid into the City by residents who work inside or outside of the City and non-residents working in the City. There was no significant change noted in fund balances or fund net assets for the Fire/EMS Income Tax fund in 2009. However, the General Fund balance did decrease by approximately \$800 thousand. A decrease in several revenue sources, including income taxes [\$393 thousand], interest revenue [\$294 thousand], fees, licenses, and permits [\$250 thousand], fines and forfeitures, and miscellaneous [\$49 thousand each] led to reducing the General Fund balance in 2009, even with increased intergovernmental and charges for service revenues. When the cost of providing services exceeds the revenues from those services, management is forced to use the residual General Fund balance. The Capital Improvement Fund is funded by federal and state grants and transfers from the General Fund. When grants are in high demand and short supply, as was the case again in 2009, the fund is more reliant on General Fund transfers. Transfers were significant enough to cover expenditures and the fund balance increased from 2008. The Glenn Road South Construction fund was initially funded in 2006 by a \$12.5 million bond anticipation note, which was rolled-over in 2007 and 2008. In 2009, this note was increased to \$18.1 million. This note is funding a project being accounted for in four different funds, so the allocation of the note proceeds will vary over the years this project is in process. As growth was very slow again in 2009, development fees charged to new home owners were not enough to cover expenditures, thus resulting in a decrease to the fund balance from 2008.

City of Delaware, Ohio

Management's Discussion and Analysis

For the Year Ended December 31, 2009

Unaudited

[continued]

Business-Type Activities Financial Analysis

The City's major business-type funds are the Water, Sewer, Storm Sewer, and Refuse funds. As shown in the statement of activities, program revenues have been sufficient to cover the expenses in the Water, Storm Sewer, and Refuse funds. These funds consistently generate sufficient revenues to cover costs, in part due to capacity fees charged to new customers and developers to hook into the City's water and sewer lines, and storm sewer and refuse fees charged to all residents and businesses. The Sewer fund normally falls into this category of sufficiency, but current expenses again exceeded revenues for 2009, although not the individual fund's net assets. All utility rates are reviewed annually to determine whether or not rates should be increased in order to cover current expenses and to prepare for growth and there is to be an increase in 2010 in all utility-related fees except Storm Sewer. There are no known significant future fund resource limitations on any of the major business-type funds.

Budgetary Highlights

The City prepares an annual budget of revenues and expenditures/expenses for all funds of the City for use by City department heads and such other budgetary documents, as are required by State statute, including the annual appropriations ordinance, which is effective the first day of January. The City's most significant budgeted fund is the General Fund. The final estimated resources exceeded actual revenues (9%). The final appropriations decreased 2.2% over original and actual expenditures were below appropriated, 3.56%. Broken down by program; Public Safety expenditures were 2.16% under budget, General Government expenditures were 7.77% under, and total refunds were 1.60% over budget.

Capital Assets and Debt Administration

The City's investment in capital assets respectively (net of accumulated depreciation and related debt) for governmental and business-type activities as of December 31, 2009, was \$42,301,184, and \$62,977,540. This investment in capital assets includes land, land improvements, buildings and improvements, roads, bridges, storm sewers, traffic signalization, street lighting, machinery and equipment, and water and sewer lines. There were significant changes in governmental activity capital assets and slight changes in business-type activity capital assets during 2009. The investment in capital assets is directly affected by increases to capital assets, debt, and depreciation. For 2009, capital assets in governmental activities increased by \$2.43 million, which includes \$608 thousand in contributed roads from developers, and \$4.7 million added to construction in progress [\$12.5 million was removed from construction in progress and converted to other depreciable and non-depreciable capital assets]. Offsetting this increase was \$3.04 million in depreciation and \$4.74 million net increase in debt [Glenn Road Notes]. For business-type activities, there were net additions to capital assets [before depreciation] of \$2.02 million, which includes \$840 thousand in developer contributed infrastructure, and \$522 thousand in net additions to construction in progress. Offsetting this increase was \$3.72 million in depreciation and a net decrease in debt of \$1.56 million. Work in process that was completed in 2009 includes the US 37 & Lexington Avenue Intersection [\$80 thousand], Justice Center Improvements [\$2.3 million], a major phase of the Glenn Road South Project [\$8.8 million], completion of the main structure of the new Public Works Facility [\$950 thousand], the Sawmill Road Water & Sewer extensions [\$328 thousand], and the Cheshire Road Sewer [\$118 thousand]. Note 9 to the basic financial statements provides details on the capital asset activity during 2009.

City of Delaware, Ohio

Management's Discussion and Analysis

For the Year Ended December 31, 2009

Unaudited

[continued]

At December 31, 2009, the City had several long-term obligations outstanding. The obligations included \$31.23 million in general and special obligation bonds and \$23 thousand in special assessment bonds. Of this amount, \$24.13 million will be repaid from business-type activities. As mentioned, the City entered into a long-term loan with Ohio Water Development Authority to fund construction of the new Waste Water Treatment Facility. Proceeds totaled \$26.3 million, which included capitalized interest of \$850 thousand. The improvements, completed in 2008, increased the City's wastewater treatment capacity from 5 million gallons per day to 10 million gallons per day. This additional capacity is needed to service the continued growth of the City for the next 15 to 20 years. As of December 31, 2009, \$23.24 million remained outstanding on the loan.

In addition to the debt outlined above, the City's long-term debt also includes compensated absences and pension-related obligations. Additional information on the City's long-term debt can be found in Note 10 of this report.

Current Issues

The City has several bond anticipation notes outstanding, totaling \$22.185 million. This is down from the \$32,445 million from 2008 as \$15 million was bonded during 2009. Also, the Glenn Road notes were increased from \$12.57 million to \$18.135 million, and the Facilities Maintenance note was reduced from \$4.875 million to \$4.05 million. These notes are for the Glenn Road Extension project notes [\$18.135 million] to extend Glenn Road from Curve Road to US23 and a note of \$4.05 millions for purchase of land and a building to serve as the new Public Works facility, renovations of the City's Justice Center, pool/park improvements, and a new City-wide phone system. The new bond was for Southeast Highland Sewer [\$15.15 million] construction.

Several projects are "in the pipe" that will have a significant effect on the City's financial condition. These include the continued construction of the Zaremba shopping center and Aldi's on the City's far east side, construction of the Sturgis shopping center on the City's south side, the relocation of Grady Hospital to the City's south side, Arthur Place development on the City's west side, the extension of Glenn Road on the City's east side which will allow housing for over a thousand new homes, and the Water Treatment Facility expansion.

Request for Information

This financial report is designed to provide a general overview of the City's finances for all those interested. Questions concerning any of the information provided in this report or requests for additional information should be directed to Dean P. Stelzer, Finance Director, 1 South Sandusky Street, Delaware, OH 43015.

City of Delaware, Ohio

Basic Financial Statements

City of Delaware, Ohio
Statement of Net Assets
December 31, 2009

	Governmental Activities	Business-Type Activities	Total
Assets			
Equity in Pooled Cash and Cash Equivalents	\$ 23,507,342	\$ 13,469,778	\$ 36,977,120
Receivables:			
Accounts (net of allowance for uncollectibles)	164,268	2,468,797	2,633,065
Income Taxes	3,840,296	0	3,840,296
Property Taxes	1,942,620	0	1,942,620
Payment in Lieu of Taxes	402,074	0	402,074
Special Assessments	23,000	0	23,000
Loans	1,245,613	0	1,245,613
Materials and Supplies Inventory	34,453	60,858	95,311
Prepaid Items	80,987	98,393	179,380
Restricted Assets:			
Escrow Agent	117,400	0	117,400
Retainage	82,829	70,036	152,865
Customer Deposits	11,510	291,559	303,069
Due from Other Governments:			
Federal Government	43,809	0	43,809
State Government	869,628	0	869,628
County Government	1,279,619	0	1,279,619
Unamortized Bond Discount	10,771	39,228	49,999
Unamortized Bond Issuance Costs	63,208	183,091	246,299
Deferred Charges	0	895,762	895,762
Nondepreciable Capital Assets	8,620,937	6,439,720	15,060,657
Depreciable Capital Assets (net of accumulated depreciation)	62,960,298	102,820,456	165,780,754
Total Assets	105,300,662	126,837,678	232,138,340
Liabilities			
Accounts Payable	230,724	161,930	392,654
Accrued Wages	851,466	107,929	959,395
Contracts Payable	11,877	18,326	30,203
Due to Others	335,064	0	335,064
Accrued Interest Payable	89,566	451,844	541,410
Unamortized Bond Premium	22,296	28,900	51,196
Compensated Absences Payable-Matured	445,100	0	445,100
Claims Payable-Current	825,036	0	825,036
Unearned Revenue	2,685,128	0	2,685,128
Payables from Restricted Assets:			
Retainage	82,829	70,036	152,865
Customer Deposits	11,510	291,559	303,069
Notes Payable	22,185,000	0	22,185,000
Long-Term Liabilities:			
Due Within One Year	1,330,369	2,000,007	3,330,376
Due in More Than One Year	11,023,537	46,376,682	57,400,219
Total Liabilities	40,129,502	49,507,213	89,636,715
Net Assets			
Invested in Capital Assets, Net of Related Debt	42,301,184	62,977,540	105,278,724
Restricted for:			
Capital Projects	3,048,788	0	3,048,788
Debt Service	40	0	40
Public Safety	2,443,889	0	2,443,889
Municipal Court	1,653,629	0	1,653,629
Public Works	1,883,351	0	1,883,351
Airport	479,370	0	479,370
Parks & Recreation	1,046,166	0	1,046,166
Community Development	1,926,394	0	1,926,394
Unrestricted	10,388,349	14,352,925	24,741,274
Total Net Assets	\$ 65,171,160	\$ 77,330,465	\$ 142,501,625

See Accompanying Notes to the Basic Financial Statements

City of Delaware, Ohio
Statement of Activities
For the Year Ended December 31, 2009

Functions/Programs	Program Revenues				Net (Expense) Revenue and Changes in Net Assets		
	Expenses	Charges for Services	Operating Grants and Contributions	Capital Grants and Contributions	Primary Government		
					Governmental Activities	Business-Type Activities	Total
Governmental Activities:							
General Government	\$ 4,319,605	\$ 848,521	\$ 230,814	\$ 0	\$ (3,240,270)		\$ (3,240,270)
Public Safety	11,814,941	678,647	158,037	0	(10,978,257)		(10,978,257)
Municipal Court	3,167,772	3,111,673	90,849	0	34,750		34,750
Parks & Recreation	1,686,291	412,909	142,110	0	(1,131,272)		(1,131,272)
Community Development	78,974	37,733	0	80,508	39,267		39,267
Airport	1,125,084	591,902	35,202	61,000	(436,980)		(436,980)
Public Works	3,780,545	100,522	129,355	3,108,581	(442,087)		(442,087)
Interest and Fiscal Charges	551,336	0	0	0	(551,336)		(551,336)
Total Governmental Activities	26,524,548	5,781,907	786,367	3,250,089	(16,706,185)		(16,706,185)
Business-Type Activities:							
Water	4,221,018	3,995,280	0	263,000		\$ 37,262	37,262
Sewer	7,357,116	6,416,812	0	257,870		(682,434)	(682,434)
Storm Sewer	667,325	774,379	0	318,753		425,807	425,807
Refuse	2,465,141	2,833,424	0	0		368,283	368,283
Other Business-Type Activities:							
Golf Course	182,998	183,761	0	0		763	763
Parking Lot	38,864	45,711	0	0		6,847	6,847
Watershed	94,013	0	35,000	0		(59,013)	(59,013)
Total Business-Type Activities	15,026,475	14,249,367	35,000	839,623	0	97,515	97,515
Total	\$ 41,551,023	\$ 20,031,274	\$ 821,367	\$ 4,089,712	(16,706,185)	97,515	(16,608,670)
General Revenues							
Property Taxes Levied for:							
General Purposes					1,421,389	0	1,421,389
Public Safety					403,703	0	403,703
Income Tax Levied for:							
General Purposes					9,697,262	0	9,697,262
Public Safety					3,884,720	0	3,884,720
Parks & Recreation					1,356,255	0	1,356,255
Other Taxes					62,339	0	62,339
Gain on Sale of Assets					20,837	14,858	35,695
Grants and Contributions not Restricted to Specific Programs							
Programs					1,599,125	0	1,599,125
Payment in Lieu of Taxes					243,756	0	243,756
Unrestricted Contributions					217,878	0	217,878
Interest Income					240,559	31,687	272,246
Miscellaneous					124,484	221,761	346,245
Total General Revenues					19,272,307	268,306	19,540,613
Transfers					(26,216)	26,216	0
Total General Revenues and Transfers					19,246,091	294,522	19,540,613
Change in Net Assets					2,539,906	392,037	2,931,943
Net Assets Beginning of Year - (Restated, see Note 2)					62,631,254	76,938,428	139,569,682
Net Assets End of Year					\$ 65,171,160	\$ 77,330,465	\$ 142,501,625

See Accompanying Notes to the Basic Financial Statements

City of Delaware, Ohio

Balance Sheet

Governmental Funds

December 31, 2009

	<i>General</i>	<i>Fire/EMS Income Tax</i>	<i>Capital Improvement</i>	<i>Glenn Road South Construction</i>	<i>Other Governmental Funds</i>	<i>Total Governmental Funds</i>
Assets						
Equity in Pooled Cash and Cash Equivalents	\$ 2,892,491	\$ 0	\$ 1,284,236	\$ 6,523,737	\$ 9,095,524	\$ 19,795,988
Receivables:						
Income Taxes	2,484,627	993,851	0	0	361,818	3,840,296
Property Taxes	1,509,610	0	0	0	433,010	1,942,620
Accounts	157,002	0	5,868	0	1,398	164,268
Loans	0	0	0	0	1,245,613	1,245,613
Special Assessments	0	0	0	0	23,000	23,000
Interfund	35,205	0	0	0	0	35,205
Advances from Other Funds	114,765	0	0	0	0	114,765
Payments in Lieu of Taxes	0	0	0	126,115	275,959	402,074
Restricted Assets:						
Escrow Agent	0	0	117,400	0	0	117,400
Retainage	0	0	60,429	0	22,400	82,829
Customer Deposits	0	0	0	0	11,510	11,510
Prepaid Items	68,506	0	0	0	12,481	80,987
Material and Supplies Inventory	0	0	0	0	34,453	34,453
Due From:						
Federal Government	0	0	15,782	0	28,027	43,809
State Government	139,556	0	1,679	0	728,393	869,628
County Government	869,558	0	0	0	410,061	1,279,619
Other Funds	4,353	0	0	0	72,770	77,123
Total Assets	\$ 8,275,673	\$ 993,851	\$ 1,485,394	\$ 6,649,852	\$ 12,756,417	\$ 30,161,187
Liabilities						
Accounts Payable	\$ 64,856	\$ 0	\$ 9,679	\$ 0	\$ 122,655	\$ 197,190
Accrued Wages & Benefits	714,885	0	0	0	116,959	831,844
Contracts Payable	0	0	11,877	0	0	11,877
Interfund Payable	0	0	0	0	35,205	35,205
Due to Other Funds	0	0	0	0	77,123	77,123
Due to Others	0	0	0	0	335,064	335,064
Advances to Other Funds	0	0	0	0	114,765	114,765
Compensated Absences -- Matured	364,918	0	0	0	60,925	425,843
Deferred Revenue	3,456,133	486,353	5,868	126,115	1,781,002	5,855,471
Payable from Restricted Assets:						
Retainage	0	0	60,429	0	22,400	82,829
Customer Deposits	0	0	0	0	11,510	11,510
Notes Payable	0	0	450,000	15,285,000	6,450,000	22,185,000
Total Liabilities	4,600,792	486,353	537,853	15,411,115	9,127,608	30,163,721
Fund Balances						
Reserved for Encumbrances	128,128	0	547,290	90,347	364,891	1,130,656
Reserved for Loans	0	0	0	0	1,245,613	1,245,613
Reserved for Prepaid Items	68,506	0	0	0	12,481	80,987
Reserved for Long Term Advance	114,765	0	0	0	0	114,765
Unreserved; Reported in:						
General Fund	3,363,482	0	0	0	0	3,363,482
Special Revenue Funds	0	507,498	0	0	3,860,489	4,367,987
Debt Service Funds	0	0	0	0	(40,584)	(40,584)
Capital Projects Funds	0	0	400,251	(8,851,610)	(1,814,081)	(10,265,440)
Total Fund Balances (Deficits)	3,674,881	507,498	947,541	(8,761,263)	3,628,809	(2,534)
Total Liabilities and Fund Balances	\$ 8,275,673	\$ 993,851	\$ 1,485,394	\$ 6,649,852	\$ 12,756,417	\$ 30,161,187

See Accompanying Notes to the Basic Financial Statements

City of Delaware, Ohio

Reconciliation of Total Governmental Fund Balances to

Net Assets of Governmental Activities

December 31, 2009

Total Governmental Funds Balances \$ (2,534)

***Amounts reported for governmental activities in the
Statement of Net Assets are different because:***

Capital assets used in governmental activities are not financial resources and therefore are not reported in the funds 71,581,235

Other long-term assets are not available to pay for current-period expenditures and therefore are deferred in the funds:

Income Taxes Receivable	1,873,742	
Payments in Lieu of Taxes Receivable	402,075	
Due from Other Governments	894,526	
Total	<u>3,170,343</u>	3,170,343

Other long-term assets as they relate to debt obligations are not available to pay for current period expenditures in the funds:

Unamortized Bond Issuance Costs	63,208	
Unamortized Bond Discount	10,771	
Total	<u>73,979</u>	73,979

Internal service funds are used by management to charge the costs of garage services, insurance, and workers compensation to individual funds. The assets and liabilities of the internal service fund are included in governmental activities in the statement of net assets:

Net assets at 12/31/09	2,789,935	
Capital assets, included above	(42,083)	
Compensated absences [long-term], included below	85,310	
Total	<u>2,833,162</u>	2,833,162

Long-term liabilities, including bonds payable and accrued interest payable, are not due and payable in the current period and therefore are not reported in the funds:

Accrued Interest Payable	(89,566)	
General Obligation Bonds	(7,102,834)	
Special Assessment Bonds	(23,000)	
Capital Leases Payable	(20,900)	
Unamortized Bond Premium	(22,296)	
Pension Obligations	(296,020)	
Compensated Absences [including internal service-short term]	(4,930,409)	
Total	<u>(12,485,025)</u>	(12,485,025)

Net Assets of Governmental Activities \$ 65,171,160

See Accompanying Notes to the Basic Financial Statements

City of Delaware, Ohio

Statement of Revenues, Expenditures and Changes in Fund Balances (Deficits)

Governmental Funds

For the Year Ended December 31, 2009

	<i>General</i>	<i>Fire/EMS Income Tax</i>	<i>Capital Improvement</i>	<i>Glenn Road South Construction</i>	<i>Other Governmental Funds</i>	<i>Total Governmental Funds</i>
Revenues						
Property Taxes	\$ 1,421,389	\$ 0	\$ 0	\$ 0	\$ 403,703	\$ 1,825,092
Income Taxes	9,549,484	3,822,529	0	0	1,187,799	14,559,812
Miscellaneous Taxes	62,339	0	0	0	0	62,339
Special Assessments	0	0	0	0	35,239	35,239
Payments in Lieu of Taxes	0	0	0	0	123,249	123,249
Intergovernmental	1,893,481	0	683,721	0	1,843,690	4,420,892
Interest	36,726	0	0	155,945	47,888	240,559
Fees, Licenses and Permits	649,652	0	0	0	315	649,967
Fines and Forfeitures	77,630	0	0	0	2,667,648	2,745,278
Impact Fees	0	0	0	20,024	293,296	313,320
Charges for Services	924,571	0	4,747	74,046	1,259,423	2,262,787
Contributions and Donations	0	0	0	0	11,760	11,760
Reimbursements	211,776	0	7,500	0	209,724	429,000
Miscellaneous	64,294	0	0	0	48,476	112,770
Total Revenues	14,891,342	3,822,529	695,968	250,015	8,132,210	27,792,064
Expenditures						
Current:						
Public Safety						
Police/911	6,448,621	0	0	0	263,289	6,711,910
Fire	874,635	3,922,611	0	0	223,918	5,021,164
Muni Court	0	0	0	0	2,774,856	2,774,856
Other	647,593	0	0	0	0	647,593
Parks & Recreation	0	0	0	0	2,454,881	2,454,881
Community Development	31,593	0	0	0	112,915	144,508
Airport	0	0	0	0	687,147	687,147
Public Works	0	0	0	37,350	2,759,895	2,797,245
General Government	4,027,036	0	25,197	0	93,617	4,145,850
Capital Outlay	0	0	777,724	1,509,405	930,301	3,217,430
Debt Service:						
Principal Retirement	0	0	19,915	0	544,000	563,915
Interest and Fiscal Charges	0	0	1,624	261,703	495,687	759,014
Total Expenditures	12,029,478	3,922,611	824,460	1,808,458	11,340,506	29,925,513
<i>Excess of Revenues Over (Under) Expenditures</i>	<u>2,861,864</u>	<u>(100,082)</u>	<u>(128,492)</u>	<u>(1,558,443)</u>	<u>(3,208,296)</u>	<u>(2,133,449)</u>
Other Financing Sources (Uses)						
Sale of Assets	36,041	0	0	0	1,044	37,085
Transfers In	41,944	0	1,830,984	0	3,931,302	5,804,230
Transfers Out	(3,741,000)	0	(826,333)	0	(1,236,897)	(5,804,230)
Total Other Financing Sources (Uses)	(3,663,015)	0	1,004,651	0	2,695,449	37,085
Net Change in Fund Balances	(801,151)	(100,082)	876,159	(1,558,443)	(512,847)	(2,096,364)
<i>Fund Balances (Deficits) Beginning of Year [as restated]</i>	<u>4,476,032</u>	<u>607,580</u>	<u>71,382</u>	<u>(7,202,820)</u>	<u>4,141,656</u>	<u>2,093,830</u>
Fund Balances (Deficits) End of Year	\$ 3,674,881	\$ 507,498	\$ 947,541	\$ (8,761,263)	\$ 3,628,809	\$ (2,534)

See Accompanying Notes to the Basic Financial Statements

City of Delaware, Ohio

*Reconciliation of the Statement of Revenues, Expenditures and Changes
in Fund Balances of Governmental Funds to the Statement of Activities
For the Year Ended December 31, 2009*

Net Change in Fund Balances - Total Governmental Funds \$ (2,096,364)

**Amounts reported for governmental activities in the
statement of activities are different because:**

Governmental funds report capital outlays as expenditures. However, in the statement of activities, the cost of those assets is allocated over their estimated useful lives as depreciation expense. This is the amount by which capital outlays exceeded depreciation in the current period.

Capital Outlay	4,841,393	
Donated Infrastructure	611,934	
Depreciation	<u>(3,039,656)</u>	
Total		2,413,671

Governmental funds only report the disposal of capital assets to the extent proceeds are received from the sale. In the Statement of Activities, a gain or loss is reported for the disposal. This is the amount of the proceeds and the gain on the disposal.

Gain on Disposal	<u>20,837</u>	
Total		20,837

Revenues in the statement of activities that do not provide current financial resources are not reported as revenues in the funds.

Income Tax	378,425	
Payments in Lieu of Taxes	308,351	
Intergovernmental	<u>(294,121)</u>	
Total		392,655

Repayment of bond and capital lease principal is an expenditure in the governmental funds, but the repayment reduces long-term liabilities in the statement of net assets.

563,915

In the statement of activities, interest is accrued on outstanding bonds, whereas in governmental funds, an interest expenditure is reported when due. Other related expenses do not require the use of current financial resources and therefore are not reported as expenditures in governmental funds.

207,678

Some expenses reported in the statement of activities, such as compensated absences and police and fire past service liability which represent contractually required pension contributions, do not require the use of current financial resources and therefore are not reported as expenditures in governmental funds.

Compensated Absences	(53,009)	
Police and Fire Past Service Liability	<u>6,360</u>	
Total		(46,649)

The internal service funds used by management to charge the the costs of garage, insurance, and workers' compensation to individual funds are not reported in the entity-wide statement of activities. Governmental fund expenditures and related internal service fund revenues are eliminated. The change for governmental funds is shown for the year.

Change in Net Assets for 2009	1,082,193	
Depreciation Expense, included above	12,852	
Compensated Absences, included above	3,484	
Capital Outlay, included above	<u>(14,366)</u>	
Total		<u>1,084,163</u>

Change in Net Assets of Governmental Activities

\$ 2,539,906

See Accompanying Notes to the Basic Financial Statements

City of Delaware, Ohio

Statement of Revenues, Expenditures and Changes in Fund Balance

Budget and Actual--(Budget Basis)

For the Year Ended December 31, 2009

	General Fund			
	Original Budget	Final Budget	Actual	Variance from Final Budget
Revenues:				
Income Taxes	\$ 10,250,000	\$ 10,250,000	\$ 9,799,798	\$ (450,202)
Property & Other Taxes	1,633,000	1,633,000	1,479,894	(153,106)
Intergovernmental	2,120,000	2,120,000	1,913,550	(206,450)
Charges For Service	930,000	930,000	912,784	(17,216)
Fines & Court Fees	150,000	150,000	79,854	(70,146)
Licenses & Permits	807,887	807,887	647,649	(160,238)
Interest Income	350,000	350,000	36,726	(313,274)
Reimbursements	120,000	232,000	270,521	38,521
Miscellaneous	100,000	100,000	66,259	(33,741)
Total Revenues	<u>16,460,887</u>	<u>16,572,887</u>	<u>15,207,035</u>	<u>(1,365,852)</u>
Expenditures:				
Current:				
Public Safety	8,321,575	8,187,805	8,010,565	177,240
General Government	4,269,178	4,106,647	3,787,587	319,060
Income Tax Refunds	325,000	340,000	345,440	(5,440)
Total Expenditures	<u>12,915,753</u>	<u>12,634,452</u>	<u>12,143,592</u>	<u>490,860</u>
Excess of Revenues Over Expenditures	3,545,134	3,938,435	3,063,443	(874,992)
Other Financing Sources (Uses):				
Sale of Assets	0	0	36,041	36,041
Advances In	0	0	350,000	350,000
Advances Out	0	0	(350,000)	(350,000)
Transfers In	0	41,944	41,944	0
Transfers Out	(3,930,000)	(3,837,000)	(3,741,000)	96,000
Total Other Financing Sources (Uses)	<u>(3,930,000)</u>	<u>(3,795,056)</u>	<u>(3,663,015)</u>	<u>132,041</u>
Net Change in Fund Balance	(384,866)	143,379	(599,572)	(742,951)
Fund Balance at Beginning of Year:	3,153,430	3,153,430	3,153,430	0
Prior Years Encumbrances	218,659	218,659	218,659	0
Fund Balance at End of Year:	<u>\$ 2,987,223</u>	<u>\$ 3,515,468</u>	<u>\$ 2,772,517</u>	<u>\$ (742,951)</u>

See Accompanying Notes to the Basic Financial Statements

City of Delaware, Ohio

Statement of Revenues, Expenditures, and Changes in Fund Balance

Budget and Actual [Budget Basis]

For the Year Ended December 31, 2009

	Fire/EMS Income Tax Fund			
	Original Budget	Final Budget	Actual	Variance from Final Budget
Revenues:				
Income Taxes	<u>\$ 4,029,582</u>	<u>\$ 4,029,582</u>	<u>\$ 3,922,611</u>	<u>\$ (106,971)</u>
Total Revenues	<u>4,029,582</u>	<u>4,029,582</u>	<u>3,922,611</u>	<u>(106,971)</u>
Expenditures:				
Current:				
Public Safety	<u>4,029,582</u>	<u>4,029,582</u>	<u>3,922,611</u>	<u>106,971</u>
Total Expenditures	<u>4,029,582</u>	<u>4,029,582</u>	<u>3,922,611</u>	<u>106,971</u>
Net Change in Fund Balance	0	0	0	0
Fund Balance at Beginning of Year:	<u>0</u>	<u>0</u>	<u>0</u>	<u>0</u>
Fund Balance at End of Year:	<u>\$ 0</u>	<u>\$ 0</u>	<u>\$ 0</u>	<u>\$ 0</u>

See Accompanying Notes to the Basic Financial Statements

City of Delaware, Ohio
Statement of Fund Net Assets
Proprietary Funds
December 31, 2009

	Business-Type Activities					Totals	Governmental Activities - Internal Service Funds
	Water	Sewer	Storm Sewer	Refuse	Non-major Enterprise Funds		
Assets							
<i>Current Assets:</i>							
Equity in Pooled Cash and Cash Equivalents	\$ 5,757,095	\$ 5,031,047	\$ 1,966,390	\$ 571,223	\$ 144,023	\$ 13,469,778	\$ 3,711,354
Accounts Receivable [net of uncollectible accounts]	712,323	1,192,806	156,282	407,386	0	2,468,797	0
Materials and Supplies Inventory	45,043	14,458	0	0	1,357	60,858	0
Prepaid Items	30,142	48,054	0	19,252	945	98,393	0
Total Current Assets	6,544,603	6,286,365	2,122,672	997,861	146,325	16,097,826	3,711,354
<i>Noncurrent Assets:</i>							
<i>Restricted Assets:</i>							
Customer Deposits	291,559	0	0	0	0	291,559	0
Retainage	40,620	6,782	22,634	0	0	70,036	0
Unamortized Bond Discounts	0	39,228	0	0	0	39,228	0
Unamortized Issuance Costs	18,141	164,950	0	0	0	183,091	0
Deferred Charges	0	895,762	0	0	0	895,762	0
<i>Capital Assets:</i>							
Nondepreciable Capital Assets	2,271,960	3,496,786	248,412	211,808	210,754	6,439,720	0
Depreciable Capital Assets, Net	25,776,402	64,632,572	11,776,434	417,415	217,633	102,820,456	42,083
Total Noncurrent Assets	28,398,682	69,236,080	12,047,480	629,223	428,387	110,739,852	42,083
Total Assets	34,943,285	75,522,445	14,170,152	1,627,084	574,712	126,837,678	3,753,437
Liabilities							
<i>Current Liabilities:</i>							
Accounts Payable	15,351	51,092	16,023	78,611	853	161,930	33,534
Accrued Wages & Benefits	43,809	33,827	3,119	24,752	2,422	107,929	19,622
Contracts Payable	18,326	0	0	0	0	18,326	0
Compensated Absences Payable	83,366	47,202	3,726	29,831	4,578	168,703	19,257
Accrued Interest Payable	10,936	439,741	0	1,167	0	451,844	0
Claims Payable	0	0	0	0	0	0	170,846
Loans Payable	0	1,006,304	0	0	0	1,006,304	0
General Obligation Bonds Payable	94,000	551,000	0	45,000	0	690,000	0
General Income Tax Special Obligation Bonds Payable	0	130,000	0	0	0	130,000	0
Landfill Post-Closure Obligation	0	0	0	5,000	0	5,000	0
Total Current Liabilities	265,788	2,259,166	22,868	184,361	7,853	2,740,036	243,259
<i>Long-Term Liabilities:</i>							
<i>Payable from Restricted Assets:</i>							
Customer Deposits	291,559	0	0	0	0	291,559	0
Retainage Payable	40,620	6,782	22,634	0	0	70,036	0
Compensated Absences Payable	296,848	214,984	7,725	53,908	12,704	586,169	66,053
Unamortized Bond Premium	18,833	10,067	0	0	0	28,900	0
Loans Payable	0	22,238,347	0	0	0	22,238,347	0
General Obligation Bonds Payable	3,186,892	4,795,274	0	305,000	0	8,287,166	0
General Income Tax Special Obligation Bonds Payable	0	15,020,000	0	0	0	15,020,000	0
Landfill Post-Closure Obligation	0	0	0	245,000	0	245,000	0
Claims Payable	0	0	0	0	0	0	654,190
Total Long-Term Liabilities	3,834,752	42,285,454	30,359	603,908	12,704	46,767,177	720,243
Total Liabilities	4,100,540	44,544,620	53,227	788,269	20,557	49,507,213	963,502
Net Assets							
Invested in Capital Assets, Net of Related Debt	24,766,778	25,478,306	12,024,846	279,223	428,387	62,977,540	42,083
Restricted for Claims	0	0	0	0	0	0	2,458,891
Restricted for Other Purposes	0	0	0	0	0	0	288,961
Unrestricted	6,075,967	5,499,519	2,092,079	559,592	125,768	14,352,925	0
Total Net Assets	\$ 30,842,745	\$ 30,977,825	\$ 14,116,925	\$ 838,815	\$ 554,155	\$ 77,330,465	\$ 2,789,935

See Accompanying Notes to the Basic Financial Statements

City of Delaware, Ohio
*Statement of Revenues,
 Expenses and Changes in Fund Net Assets
 Proprietary Funds
 For the Year Ended December 31, 2009*

	Enterprise Funds					Totals	Governmental Activities - Internal Service Funds
	Water	Sewer	Storm Sewer	Refuse	Non-major Enterprise Funds		
Operating Revenues							
Charges for Services	\$ 3,435,268	\$ 5,894,747	\$ 774,379	\$ 2,833,424	\$ 229,472	\$ 13,167,290	\$ 5,354,100
Capacity Fees	560,012	522,065	0	0	0	1,082,077	0
Reimbursements	94,013	50,500	0	0	0	144,513	226,272
Miscellaneous	47,494	13,873	0	12,417	3,464	77,248	0
<i>Total Operating Revenues</i>	<u>4,136,787</u>	<u>6,481,185</u>	<u>774,379</u>	<u>2,845,841</u>	<u>232,936</u>	<u>14,471,128</u>	<u>5,580,372</u>
Operating Expenses							
Personal Services	1,489,125	1,242,760	128,126	850,898	125,567	3,836,476	655,198
Cost of Services	595,845	647,827	0	299,723	0	1,543,395	0
Services and Charges	789,824	1,055,959	157,171	1,005,187	152,739	3,160,880	844,813
Materials and Supplies	507,771	263,936	34,198	139,064	23,045	968,014	233,939
Depreciation	689,463	2,515,216	347,830	154,181	14,524	3,721,214	12,852
Claims	0	0	0	0	0	0	2,751,377
<i>Total Operating Expenses</i>	<u>4,072,028</u>	<u>5,725,698</u>	<u>667,325</u>	<u>2,449,053</u>	<u>315,875</u>	<u>13,229,979</u>	<u>4,498,179</u>
<i>Operating Income (Loss)</i>	<u>64,759</u>	<u>755,487</u>	<u>107,054</u>	<u>396,788</u>	<u>(82,939)</u>	<u>1,241,149</u>	<u>1,082,193</u>
Non-Operating Revenues (Expenses)							
Intergovernmental	0	0	0	0	35,000	35,000	0
Interest and Fiscal Charges	(148,990)	(1,631,418)	0	(16,088)	0	(1,796,496)	0
Interest Income	16,106	14,412	0	1,169	0	31,687	0
Gain on Sale of Assets	0	6,109	909	7,840	0	14,858	0
<i>Total Non-Operating Revenues (Expenses)</i>	<u>(132,884)</u>	<u>(1,610,897)</u>	<u>909</u>	<u>(7,079)</u>	<u>35,000</u>	<u>(1,714,951)</u>	<u>0</u>
<i>Income (Loss) before Capital Contributions and Transfers</i>	<u>(68,125)</u>	<u>(855,410)</u>	<u>107,963</u>	<u>389,709</u>	<u>(47,939)</u>	<u>(473,802)</u>	<u>1,082,193</u>
Donated Infrastructure	263,000	257,870	318,753	0	0	839,623	0
Transfers In	26,216	0	0	0	0	26,216	0
<i>Change in Net Assets</i>	<u>221,091</u>	<u>(597,540)</u>	<u>426,716</u>	<u>389,709</u>	<u>(47,939)</u>	<u>392,037</u>	<u>1,082,193</u>
<i>Net Assets Beginning of Year [as restated]</i>	<u>30,621,654</u>	<u>31,575,365</u>	<u>13,690,209</u>	<u>449,106</u>	<u>602,094</u>	<u>76,938,428</u>	<u>1,707,742</u>
<i>Net Assets End of Year</i>	<u>\$ 30,842,745</u>	<u>\$ 30,977,825</u>	<u>\$ 14,116,925</u>	<u>\$ 838,815</u>	<u>\$ 554,155</u>	<u>\$ 77,330,465</u>	<u>\$ 2,789,935</u>

See Accompanying Notes to the Basic Financial Statements

City of Delaware, Ohio
Statement of Cash Flows
Proprietary Funds
For the Year Ended December 31, 2009

	Enterprise Funds			
	Water	Sewer	Storm Sewer	Refuse
Increase (Decrease) in Cash and Cash Equivalents				
Cash Flows from Operating Activities				
Cash Received from Customers	\$ 3,370,239	\$ 5,811,894	\$ 755,728	\$ 2,780,819
Cash Received for Premiums	0	0	0	0
Cash Received for Capacity Fees	560,012	522,065	0	0
Customer Deposits Received	55,108	0	0	0
Customer Deposits Returned	(22,586)	0	0	0
Cash Payments for Personal Services	(1,520,067)	(1,230,053)	(125,717)	(842,906)
Cash Payments for Materials and Supplies	(515,753)	(276,555)	(38,422)	(121,557)
Cash Payments for Services and Charges	(1,427,207)	(1,691,540)	(145,172)	(1,293,668)
Cash Payments for Claims	0	0	0	0
Other Cash Receipts or Payments	142,001	61,627	2,125	40,061
<i>Net Cash Provided by (Used in) Operating Activities</i>	<u>641,747</u>	<u>3,197,438</u>	<u>448,542</u>	<u>562,749</u>
Cash Flows from Capital and Related Financing Activities				
Acquisition and Construction of Capital Assets	(1,100,154)	(32,987)	(215,410)	(382,487)
Sale of Assets	0	5,201	0	7,840
Interest Paid on Debt Obligations	(149,405)	(1,801,818)	0	(16,238)
Principal Paid on Debt Obligations	(90,000)	(16,541,303)	0	(50,000)
Issuance of Bonds	0	15,150,000	0	0
Premium on Debt Issuances	0	2,166	0	0
Cash Received from Federal Agency	0	0	0	0
<i>Net Cash Provided by (Used in) Capital and Related Financing Activities</i>	<u>(1,339,559)</u>	<u>(3,218,741)</u>	<u>(215,410)</u>	<u>(440,885)</u>
Cash Flows from Investing Activities				
Interest on Investments	16,106	12,246	0	1,169
<i>Net Increase (Decrease) in Cash and Cash Equivalents</i>	(681,706)	(9,057)	233,132	123,033
<i>Cash and Cash Equivalents Beginning of Year</i>	<u>6,770,980</u>	<u>5,046,886</u>	<u>1,755,892</u>	<u>448,190</u>
<i>Cash and Cash Equivalents End of Year</i>	<u>\$ 6,089,274</u>	<u>\$ 5,037,829</u>	<u>\$ 1,989,024</u>	<u>\$ 571,223</u>
Reconciliation of Cash and Cash Equivalents per the Balance Sheet:				
Cash and Cash Equivalents	\$ 5,757,095	\$ 5,031,047	\$ 1,966,390	\$ 571,223
Restricted Cash and Cash Equivalents	332,179	6,782	22,634	0
Cash and Cash Equivalents at End of Year	<u>\$ 6,089,274</u>	<u>\$ 5,037,829</u>	<u>\$ 1,989,024</u>	<u>\$ 571,223</u>

(continued)

City of Delaware, Ohio
Statement of Cash Flows
Proprietary Funds
For the Year Ended December 31, 2009

(continued)

	Other Enterprise Funds	Total	Internal Service Funds
Increase (Decrease) in Cash and Cash Equivalents			
Cash Flows from Operating Activities			
Cash Received from Customers	\$ 229,630	\$ 12,948,310	\$ 1,222,155
Cash Received for Premiums	0	0	4,132,467
Cash Received for Capacity Fees	0	1,082,077	0
Customer Deposits Received	0	55,108	0
Customer Deposits Returned	0	(22,586)	0
Cash Payments for Personal Services	(130,309)	(3,849,052)	(647,598)
Cash Payments for Materials and Supplies	(23,427)	(975,714)	(238,700)
Cash Payments for Services and Charges	(150,992)	(4,708,579)	(859,091)
Cash Payments for Claims	0	0	(3,447,463)
Other Cash Receipts or Payments	3,464	249,278	226,271
<i>Net Cash Provided by (Used in) Operating Activities</i>	<u>(71,634)</u>	<u>4,778,842</u>	<u>388,041</u>
Cash Flows from Capital and Related Financing Activities			
Acquisition and Construction of Capital Assets	(2,879)	(1,733,917)	(14,366)
Sale of Assets	0	13,041	0
Interest Paid on Debt Obligations	0	(1,967,461)	0
Principal Paid on Debt Obligations	0	(16,681,303)	0
Issuance of Bonds	0	15,150,000	0
Premium on Debt Issuances	0	2,166	0
Cash Received from Federal Agency	35,000	35,000	0
<i>Net Cash Provided by (Used in) Capital and Related Financing Activities</i>	<u>32,121</u>	<u>(5,182,474)</u>	<u>(14,366)</u>
Cash Flows from Investing Activities			
Interest on Investments	0	29,521	0
<i>Net Increase (Decrease) in Cash and Cash Equivalents</i>	<u>(39,513)</u>	<u>(374,111)</u>	<u>373,675</u>
<i>Cash and Cash Equivalents Beginning of Year</i>	<u>183,536</u>	<u>14,205,484</u>	<u>3,337,679</u>
<i>Cash and Cash Equivalents End of Year</i>	<u>\$ 144,023</u>	<u>\$ 13,831,373</u>	<u>\$ 3,711,354</u>
Reconciliation of Cash and Cash Equivalents per the Balance Sheet:			
Cash and Cash Equivalents	\$ 144,023	\$ 13,469,778	\$ 3,711,354
Restricted Cash and Cash Equivalents	0	361,595	0
Cash and Cash Equivalents at End of Year	<u>\$ 144,023</u>	<u>\$ 13,831,373</u>	<u>\$ 3,711,354</u>

(continued)

City of Delaware, Ohio
Statement of Cash Flows
Proprietary Funds (continued)
For the Year Ended December 31, 2009

	Enterprise Funds			
	Water	Sewer	Storm Sewer	Refuse
Reconciliation of Operating Income (Loss) to Net Cash Provided by (Used in) Operating Activities				
Operating Income (Loss)	\$ 64,759	\$ 755,487	\$ 107,054	\$ 396,788
Adjustments:				
Depreciation	689,463	2,515,216	347,830	154,181
(Increase) Decrease in Assets:				
Accounts Receivable	(9,478)	(144,910)	(18,651)	(52,792)
Intergovernmental Receivable	0	50,500	0	0
Prepaid Items	10,717	(4,692)	0	10,049
Materials and Supplies Inventory	(3,963)	(14,241)	0	0
Internal Balances	51	8,811	2,125	27,831
Increase (Decrease) in Liabilities:				
Accounts Payable	(59,261)	11,966	7,775	18,765
Accrued Wages and Benefits	7,163	1,685	1,239	2,960
Compensated Absences Payable	(38,105)	11,023	1,170	4,967
Retainage Payable	(52,121)	6,593	0	0
Customer Deposits	32,522	0	0	0
Claims Payable	0	0	0	0
Net Cash Provided by (Used in) Operating Activities	\$ 641,747	\$ 3,197,438	\$ 448,542	\$ 562,749

Noncash capital transactions:

The Water fund received water lines donated by developers with a fair value of \$263,000. These lines were recorded as capital assets.

The Sewer fund received sewer lines donated by developers with a fair value of \$257,870. These lines were recorded as capital assets. The fund also had capital contributions from Governmental funds with a fair value of \$26,216.

The Storm Sewer fund received storm sewer lines donated by developers with a fair value of \$318,753. These lines were recorded as capital assets.

(continued)

See Accompanying Notes to the Basic Financial Statements

City of Delaware, Ohio
Statement of Cash Flows
Proprietary Funds (continued)
For the Year Ended December 31, 2009

(continued)

	Other Enterprise Funds	Total	Internal Service Funds
Reconciliation of Operating Income (Loss) to Net Cash Provided by (Used in) Operating Activities			
Operating Income (Loss)	\$ (82,939)	\$ 1,241,149	\$ 1,082,193
Adjustments:			
Depreciation	14,524	3,721,214	12,852
(Increase) Decrease in Assets:			
Accounts Receivable	0	(225,831)	0
Intergovernmental Receivable	0	50,500	
Prepaid Items	1,739	17,813	0
Materials and Supplies Inventory	(383)	(18,587)	0
Internal Balances	159	38,977	521
Increase (Decrease) in Liabilities:			
Accounts Payable	8	(20,747)	(19,017)
Accrued Wages and Benefits	341	13,388	3,731
Compensated Absences Payable	(5,083)	(26,028)	3,847
Retainage Payable	0	(45,528)	0
Customer Deposits	0	32,522	0
Claims Payable	0	0	(696,086)
<i>Net Cash Provided by (Used in) Operating Activities</i>	<u>\$ (71,634)</u>	<u>\$ 4,778,842</u>	<u>\$ 388,041</u>

City of Delaware, Ohio
Statement of Fiduciary Assets and Liabilities
Agency Fund
December 31, 2009

Assets

Equity in Pooled Cash and Cash Equivalents	\$	438,740
Other Taxes Receivable		480,000
Due from Other Governments		<u>2,988</u>

Total Assets \$ 921,728

Liabilities

Due to Other Governments	\$	483,301
Undistributed Assets		<u>438,427</u>

Total Liabilities \$ 921,728

See Accompanying Notes to the Basic Financial Statements

City of Delaware, Ohio

Notes to the Basic Financial Statements

December 31, 2009

1. SUMMARY OF SIGNIFICANT ACCOUNTING POLICIES

The financial statements of the City of Delaware [the City] have been prepared in conformity with accounting principles generally accepted in the United States of America (GAAP) as applied to governmental units. The Governmental Accounting Standards Board (GASB) is the accepted standard-setting body for establishing governmental accounting and financial reporting principles. The City also applies Financial Accounting Standards Board (FASB) Statements and Interpretations issued on or before November 30, 1989, to its governmental and business-type activities and its proprietary funds, provided they do not conflict with or contradict GASB pronouncements. The City has the option to also apply FASB Statements and Interpretations issued after November 30, 1989 to its business-type activities and enterprise funds, subject to this same limitation. The City has elected not to apply FASB Statements and Interpretations issued after November 30, 1989. The more significant of the City's accounting policies are described below.

A. Reporting Entity

The City of Delaware, Ohio (the "City") is an incorporated municipality under the laws of the State of Ohio. Its charter was adopted November 6, 1951, and established the Council/Manager form of government. The City presently provides the following services as authorized by its charter: public safety, airport, public works, recreation and parks, engineering, public health and water, sewer, storm sewer, and refuse enterprise activities.

A reporting entity is comprised of the primary government, component units and other organizations that are included to ensure the financial statements are fairly presented and complete.

The primary government consists of all funds, departments, boards and commissions that are not legally separate from the City. They comprise the City's legal entity which provides various services including a public safety department, a public works department, a grounds & facilities department, a recreation services department, a planning & community development department, a utility department, and an engineering department. The City is also responsible for the construction, maintenance, and repairs associated with the water and sewer lines, and the provision of water and sewer treatment services. The City Manager and City Council have direct responsibility for these services.

Component units are legally separate organizations for which the City is financially accountable. The City is financially accountable for an organization if the City appoints a voting majority of the organization's governing board and (1) the City is able to significantly influence the programs or services performed or provided by the organization; or (2) the City is legally entitled to or can otherwise access the organization's resources; (3) the City is legally obligated or has otherwise assumed the responsibility to finance the deficits of, or provide financial support to, the organization; (4) or the City is obligated for the debt of the organization. Component units may include organizations for which the City approves the budget, the issuance of debt or the levying of taxes. The City has no blended or discretely presented component units.

City of Delaware. Ohio

Notes to the Basic Financial Statements

December 31, 2009

(continued)

The Delaware Municipal Court's (the "Court") activities are included within these basic financial statements as required by Governmental Accounting Standard No. 14, *The Financial Reporting Entity*, as amended by GASB Statement No. 39, *Determining Whether Certain Organizations are Component Units*. The City includes the Court's cash balance and liability to others within its agency funds, and the City's share of Court fines collected and operating expenditures in the Municipal Court Fund. The City established this fund in 2002 because the County's population grew above 100,000 citizens, which requires the presiding judge and clerk to be elected by the County's voting residents. The Court serves as the Court of record and has jurisdiction within Delaware County. The City, however, has no ability to select or influence Court management and cannot dictate budget and other fiscal matters. The Court is presided over by a separately elected judge and clerk that have the authority to select and appoint all officials of the Court and to direct the Court's activity.

On February 12, 2007, Resolution 07-05 was adopted by Delaware City Council creating Delaware South New Community Authority [DSNCA], a jointly governed organization. On February 9, 2009, Resolution 09-05 was adopted by Delaware City Council creating Delaware North New Community Authority [DNNCA], a jointly governed organization. See Note 19 for further information.

B. Basis of Presentation - Fund Accounting

Government-Wide Financial Statements

The statement of net assets and the statement of activities display information about the City as a whole. These statements distinguish between activities that are governmental in nature, which are normally supported by taxes and intergovernmental revenues; and business-type activities, which rely, to a significant extent, upon fees and charges for support. Indirect interfund and internal service fund activities are generally eliminated to avoid the "doubling-up" effect on revenues and expenses; direct expenses are not eliminated within these functional categories. Interfund services provided and used are not eliminated in the process of consolidation. The government-wide financial statements do not include the assets and liabilities of the City's agency funds.

The government-wide statements are prepared using the economic resources measurement focus and the accrual basis of accounting, as are the proprietary fund financial statements. Revenues are recorded when earned and expenses are recorded when a liability is incurred, regardless of the timing of related cash flows.

The government-wide statement of activities presents a comparison between expenses and program revenues for each segment of the business-type activities of the City and for each governmental program. Program revenues include charges paid by the recipient of the goods or services offered by the program, grants and contributions that are restricted to meeting the operational or capital requirements of a particular program and interest earned on grants that is required to be used to support a particular program.

The caption "Invested in Capital Assets, Net of Related Debt" consists of capital assets net of accumulated depreciation and reduced by the outstanding balances of any bonds, mortgages, notes, or other borrowings that are attributable to the acquisition, construction, or improvement of those assets.

City of Delaware, Ohio

Notes to the Basic Financial Statements

December 31, 2009

(continued)

Net assets are reported as restricted when constraints placed upon their use are either: (1) externally imposed by creditors [such as through debt covenants], grantors, contributors, or laws or regulations of other governments, or (2) imposed by law through constitutional provisions or enabling legislation. When both restricted and non-restricted resources are available for use, it is the City's policy to use non-restricted resources first, and then restricted resources, as they are needed.

Fund Financial Statements

Separate financial statements are provided for governmental funds, proprietary funds, and fiduciary funds, even though the latter are excluded from the government-wide financial statements. Major individual governmental and proprietary funds are reported in separate columns in the fund financial statements. All other funds are aggregated and reported as non-major governmental or non-major enterprise funds.

The accounting policies and financial reporting practices of the City conform to accounting principles generally accepted in the United States of America for local governments as prescribed by the GASB.

The accounts of the City are organized on the basis of funds, each of which is considered a separate accounting entity. The operations of each fund are accounted for with a separate set of self-balancing accounts that comprise its assets, liabilities, fund equity, revenues, and expenditures [expenses]. Fund accounting segregates funds according to the intended purpose and is used to aid management in demonstrating compliance with financial-related legal and contractual provisions.

Governmental Funds:

Governmental funds are those through which most governmental functions are typically financed. The acquisition, use, and balances of the City's expendable financial resources and related current liabilities (except those accounted for in proprietary funds) are accounted for through governmental funds. The measurement focus is upon determination of financial position. The following are the City's major governmental funds:

General Fund – The General Fund is the general operating fund of the City. It is used to account for all financial resources except those required to be accounted for in another fund. The fund balance of the General Fund is available to the City for any purpose provided it is expended or transferred according to the City's Charter and Code and the general laws and regulations of the State of Ohio.

Fire/EMS Income Tax Fund – To account for the collection and distribution of City-levied income taxes used for the Fire Department and Emergency Medical Services.

Capital Improvement Fund – To account for income taxes earmarked for capital improvements used for general improvement of all City facilities and operations.

Glenn Road South Construction Fund – To account for construction costs of the southern most 8,700 feet of roadway from the Glenn Ross development to US 23 South.

Other governmental funds of the City are used to account for (a) accumulation of resources for, and payment of, general long-term debt principal, interest, and related costs; (b) financial resources to be used for the acquisition, construction, or improvement of capital facilities other than those

City of Delaware. Ohio

Notes to the Basic Financial Statements

December 31, 2009

(continued)

financed by proprietary funds; and (c) for grants and other resources when used is restricted for a particular purpose.

Proprietary [Business-type] Funds:

Proprietary funds are used to account for the City's ongoing organizations and activities that are similar to those found in the private sector where the intent of the governing body is that the cost [expenses, including depreciation] of providing goods or services to the general public on a continuing basis be financed or recovered primarily through user charges.

The City reports the following major proprietary funds:

Water Fund – Accounts for the operations of water treatment, distribution, administration, and related expenses, including capital improvements and debt service. The operations are exclusively financed by customer user charges.

Sewer Fund – Accounts for the wastewater collection, treatment, administration, and related expenses, including capital improvements and debt service. The operations are exclusively financed by customer user charges.

Storm Sewer Fund – Accounts for fees charged to residents and businesses to construct and maintain the City's storm sewers.

Refuse Fund – Accounts for the operations of the solid waste collection and recyclable materials collection systems, and related expenses including capital improvements. The operations are exclusively financed by customer user charges.

Other non-major enterprise funds are used to account for the operations of the City's golf course, parking lots, and watershed grant.

Additionally, the City reports the following fund types:

Internal Service Funds – are used to account for the financing of goods or services provided by one department of the City to other departments of the City on a cost-reimbursement basis, such as vehicle maintenance, information technology, self-insurance, and worker's compensation costs.

Fiduciary Funds – are used to account for assets held by the City in a trustee capacity or as an agent for individuals, private organizations, other governments, and other funds. The City's fiduciary funds include agency funds. Agency Funds are custodial in nature (assets equal liabilities) and do not involve the measurement of results of operations. These activities include funds received from the Municipal Court and passed through to the Law Library or other entities, funds collected from the Planning department and passed through to the State from building permits, and tax abatement collections passed through to the school districts.

C. Basis of Accounting

Governmental Funds The accounting and financial reporting treatment applied to a fund is determined by its measurement focus. All governmental funds are accounted for using a current financial resources

City of Delaware. Ohio

Notes to the Basic Financial Statements

December 31, 2009

(continued)

measurement focus. With this measurement focus, only current assets and current liabilities are generally included on the balance sheet. Operating statements of these funds present increases (i.e., revenues and other financing sources) and decreases (i.e., expenditures and other financing uses) in net current assets.

Governmental fund types follow the modified accrual basis of accounting. Under this method of accounting, the City recognized revenue when it becomes both measurable and available. Measurable means the amount of the transaction can be determined. Available means collectible within the current period or soon enough thereafter to be used to pay liabilities of the current period, which for the City is considered to be two months [60 days] after year end. Grants and entitlements must also meet timing, eligibility, and contingency requirements. Expenditures are recognized in the accounting period in which the fund liability is incurred, if measurable. Principal and interest on general long-term debt are recognized as expenditures when due or when amounts have been accumulated in the debt service fund for payments to be made early in the following year.

Revenues accrued at the end of the year included income tax withholdings, hotel transient taxes, property and other taxes, intergovernmental, rents [building, parking, t-hangar], billings for services and materials, special assessments and loans. Revenues not accrued at year-end included fines, permits, and parking meter revenues because they are generally not measurable until received in cash.

The City reports deferred revenue on its governmental funds' balance sheet. Deferred revenues arise when potential revenue does not meet both the measurable and available criteria for recognition in the current period. Deferred revenues also arise when the City receives resources before it has a legal claim to them, as when grant monies are received prior to the incurrence of qualifying expenditures. In subsequent periods, when either the revenue recognition criteria are met, or the City has a legal claim to the resources, the liability for deferred revenue is removed and revenue is recognized. Property taxes, income taxes, intergovernmental revenues, and special assessments measurable as of December 31, but which are not intended to finance current operations, are recorded as deferred revenues.

Because governmental funds' financial statements use a different measurement focus and basis of accounting than the government-wide statements, governmental funds' financial statements include reconciliations to the government-wide statements.

Proprietary Funds All proprietary funds [enterprise funds and internal service funds] are accounted for on a flow of economic resources measurement focus. With this measurement focus, all assets and liabilities associated with the operation of these funds are included on the balance sheet.

Proprietary fund-type operating statements present increases (i.e., revenues) and decreases (i.e., expenses) in net total assets. Proprietary funds distinguish operating revenues and expenses from non-operating items. Operating revenues and expenses generally result from providing services and producing and delivering goods in connection with a proprietary fund's principal ongoing operations. All revenues and expenses not meeting this definition are reported as non-operating revenues and expenses. The accrual basis of accounting is used for reporting purposes by the proprietary funds. Revenues are recognized when they are earned and expenses are recorded at the time liabilities are incurred. Unbilled service charges are recognized as revenue at year-end.

City of Delaware, Ohio

Notes to the Basic Financial Statements

December 31, 2009

(continued)

D. Budgets and Budgetary Accounting

The City's budget is adopted and modified as follows:

1. Prior to August 15, the Finance Director submits, to the County Budget Commission, an estimate of year end balances and of the next years revenues. The Commission returns a Certificate of Estimated Resources, limiting the maximum amount the City may expend from a given fund type.
2. Prior to November 15, the City Manager submits to City Council an estimate of the expenditures necessary to conduct the affairs of the City for the year commencing the following January 1. The legal level of control is payroll expenditures/expenses and other expenditures/expenses. For reporting purposes, the City further divides "other" by their function.
3. Public hearings are held to obtain taxpayers' comments.
4. Prior to January 1 and after publication of the proposed budget ordinances, the budget is legally enacted by ordinance.
5. Shortly after January 1, the Certificate of Estimated Resources is amended to reflect the actual unencumbered balances from the preceding year and for changes in estimated resources since the original submittal.
6. Supplemental appropriations and transfers of appropriations between funds and departments must be approved by City Council. Supplemental appropriations were necessary during the year. The budget figures that appear in the budgetary comparisons represent the final appropriation amounts, including all amendments and modifications.

Expenditures cannot exceed appropriations at the legal level of control. Unencumbered appropriations lapse at year-end, and encumbered appropriations are reported as expenditures in the current year.

Encumbrance accounting is utilized in the Governmental Funds. Under encumbrance accounting, purchase orders, contracts and other commitments for the expenditure of monies are recorded in order to reserve a portion of the applicable appropriation, and to maintain legal compliance. On the GAAP basis, encumbrances outstanding at year end are reported as reservations of fund balances for subsequent year expenditures for governmental funds. Certain funds did not have legally adopted budgets for 2009. These funds include Homeland Security, ARRA, Community Police Block Grant, CHIP, Unclaimed Funds, and Municipal Court Unclaimed Funds.

While reporting financial position, results of operations, and changes in fund balance/equity on the basis of accounting principles generally accepted in the United States of America (GAAP), the budgetary basis as provided by law is based upon accounting for certain transactions on a basis of cash receipts, disbursements, and encumbrances.

Schedules of Revenue, Expenditures, and Changes in Fund Balances – Budget and Actual (Budget Basis) – for the General Fund and Fire/EMS Income Tax Fund are presented on the budgetary basis in the Basic Financial Statements to provide a meaningful comparison of actual results with the budget. The major differences between the budget basis and the GAAP basis are that:

City of Delaware. Ohio

Notes to the Basic Financial Statements

December 31, 2009

(continued)

1. Revenues are recorded when received in cash (budget basis) as opposed to when susceptible to accrual (GAAP basis);
2. Expenditures are recorded when paid in cash (budget basis) as opposed to when the liability is incurred (GAAP basis);
3. Encumbrances are recorded as the equivalent of an expenditure (budget basis) in order to determine compliance with Ohio law, and to reserve that portion of the applicable appropriation as opposed to a reservation of fund balance for governmental funds (GAAP basis); and,
4. Adjustments necessary to convert the results of operations for the year on the budget basis to the GAAP basis are as follows:

Net Change in Fund Balance

	<u>General</u>	<u>Fire/EMS</u>
GAAP Basis	\$ (801,151)	\$ (100,082)
Revenue Accruals	315,695	100,082
Expenditure Accruals	41,066	0
Encumbrances at Year End	<u>(155,182)</u>	<u>0</u>
Budget Basis	<u>\$ (599,572)</u>	<u>\$ 0</u>

E. Cash and Investments

Cash received by the City is deposited in a central bank account. Monies for all funds, except the Municipal Court, or restricted cash for retainage, customer deposits, or escrow accounts, are maintained in the account or temporarily used to purchase investments. Individual fund integrity is maintained through City records. Each fund's interest in the pool of cash and investments is presented as "Equity in Pooled Cash and Cash Equivalents" on the combined balance sheet. Cash equivalents refer to investments, such as those described below, which are readily converted to cash with no loss of principal.

The Ohio Revised Code authorizes the City to invest in United States and State of Ohio bonds, notes, and other obligations; bank certificates of deposit; banker's acceptances; commercial paper notes rated prime and issued by United States corporations; written repurchase agreements in the securities listed above provided that the fair value of the securities subject to the repurchase agreement must exceed the principal value of the agreement by at least two percent and be marked to market daily, and that the term of the agreement must not exceed thirty days; and STAROhio.

During the year, investments were limited to repurchase agreements, federally insured certificates of deposit issued through Certificate of Deposit Account Registry Service [CDARS], and the State Treasury Asset Reserve of Ohio [STAROhio]. Except for non-participating investment contracts, investments are reported at fair value, which is based on quoted market prices. Non-participating investment contracts, such as repurchase agreements, are reported at cost.

STAROhio is an investment pool managed by the State Treasurer's Office, which allows governments of the State to pool their funds for investment purposes. STAROhio is not registered with the SEC as an investment company, but does operate in a manner consistent with Rule 2a7 of the Investment

City of Delaware. Ohio

Notes to the Basic Financial Statements

December 31, 2009

(continued)

Company Act of 1940. Investments in STAROhio are valued at STAROhio's share price, which is the price the investment could be sold for on December 31.

Interest income is distributed to the funds according to Ohio constitutional and statutory requirements. Interest revenue credited to the general fund during the year amounted to \$36,726, which includes \$25,995 assigned from other funds. Other major funds and other non-major governmental funds also received interest in the amounts of \$155,945 and \$47,888, respectively.

F. Materials and Supplies Inventory

On government-wide financial statements, inventories are presented at the lower of cost or market on a first-in, first-out basis and are expensed when used.

Inventories of proprietary funds are stated at the lower of cost or market on a first-in, first-out basis. Inventories of the proprietary funds are expensed when used.

G. Restricted Assets

Restricted assets represent certain resources, which are segregated from other resources of the City to reflect restricted cash held for retainage against construction contracts, customer deposits paid into the City for utilities and airport t-hangar leases, and cash held in escrow pending outcome of potential litigation.

H. Prepaid Items

Payments made to vendors for services that will benefit periods beyond the current year-end, are recorded as prepaid items using the consumption method. A current asset for the prepaid amount is recorded at the time of the purchase and expenditure is reported in the year in which services are consumed.

I. Interfund Assets and Liabilities

Short-term interfund loans or the short-term portion of advances are classified as "interfund receivables/payables." Long-term interfund loans or the long-term portion of advances are classified as "advances from/to other funds."

Amounts owed to a particular fund by another fund in the City for goods or services rendered are classified as "due from other funds/due to other funds." These interfund transactions are eliminated on the government-wide statements.

J. Capital Assets

Capital assets include land, improvements to land, buildings, building improvements, machinery, equipment, infrastructure and all other assets that are used in operations and that have initial useful lives extending beyond one reporting period. Infrastructure is defined as long-lived capital assets that normally are stationary in nature and normally can be preserved for a significantly greater number of years than most capital assets. Examples of infrastructure include roads, bridges, sidewalks, and similar items.

City of Delaware. Ohio

Notes to the Basic Financial Statements

December 31, 2009

(continued)

The City further defines capital assets as assets with an initial, individual cost of more than \$2,500 and an estimated useful life in excess of five years.

All capital assets are valued at historical cost, or estimated historical cost, if actual cost is not available. Donated capital assets are valued at their fair value at the time received. Interest on constructed assets, if material, is capitalized and amortized on the straight-line basis over the estimated useful life of the asset.

When capital assets are purchased, they are capitalized and depreciated in the government-wide statements and the proprietary fund statements. Capital assets are recorded as expenditures of the current period in the governmental fund financial statements.

Depreciation: Depreciation is an element of expense resulting from the use of long-lived assets. It is measured by allocating the expected net cost of using the asset over its estimated useful life in a systematic and rational manner. Depreciation has been provided using the straight-line method over the following estimated useful lives for both Governmental and Business-Type assets:

	<i>Useful life</i> <u>[in years]</u>
Land improvements	10 – 25
Vehicles (autos and trucks)	5 – 8
Machinery, equipment, furniture, & fixtures	5 – 25
Buildings	25 - 50
Building Improvements	Up to 30
Infrastructure	25 – 100
Infrastructure Improvements	10 – 50

K. Bond Discounts, Premiums, and Issuance Costs

Material discounts, premiums, and issuance costs are reported as deferred charges and amortized over the life of the bond using the straight-line method. Any material discounts or premiums (1) are shown separately from the account of the bond liability, (2) are amortized using the straight-line method, and (3) are reflected as interest income or expense in the Statement of Activities.

L. Compensated Absences

The City accrues a liability for compensated absences in accordance with the provisions of GASB Statement No. 16, "Accounting for Compensated Absences." Vacation benefits are accrued as a liability as the benefits are earned if the employees' rights to receive compensation are attributable to services already rendered and it is probable that the City will compensate the employees for the benefits through paid time off or some other means. Sick leave benefits are accrued as a liability using the vesting method. These benefits are accrued into and paid out of the funds the employees' wages are paid from; primarily the General, Street Maintenance & Repair, Parks & Recreation, Airport Improvement, Municipal Court, Water, Sewer, Storm Sewer, Refuse, and Golf Course funds.

City of Delaware. Ohio

Notes to the Basic Financial Statements

December 31, 2009

(continued)

The liability is based on the sick leave accumulated at December 31, by those employees who are currently eligible to receive termination payments and by those employees for whom it is probable they will become eligible to receive termination benefits in the future. The amount is based on the accumulated sick leave and employees' wage rates at year end, taking into consideration any limits specified in the City's termination policy. These amounts are reported in governmental fund statements only if they have matured.

Payment of vacation and sick leave recorded in the government-wide financial statements is dependent upon many factors; therefore, timing of future payments is not readily determinable. Management believes that sufficient resources will be made available when payment is due. For governmental funds, the City's liability for unpaid accumulated sick leave and vacation time is the amount to be paid using expendable available financial resources [within 60 days] and is reported as an accrued liability in the fund from which the individuals who have accumulated the unpaid compensated absences are paid in accordance with Interpretation No. 6 of the Governmental Accounting Standards Board – Recognition and Measurement of Certain Liabilities and expenditures in Governmental Fund Financial Statements.

M. Interfund Transactions

Interfund services provided and used are accounted for as revenues, expenditures, or expenses. Transactions that constitute reimbursement to a fund for expenditures/expenses initially made that are properly applicable to another fund are recorded as expenditures/expenses in the reimbursing fund and as reductions of expenditures expenses in the fund that is reimbursed.

During the course of normal operations, the City has transactions between funds, most of which are in the form of transfers of resources to provide services, construct assets, and service debt. The accompanying financial statements generally reflect such transactions as transfers. Operating subsidies are also recorded as transfers. All of the transfers described below occur on a consistent basis.

The General Fund had transfers to the Capital Improvement Fund of \$1,530,984 to use for current capital improvements. The General Fund also transferred \$2,210,016 to other governmental funds to subsidize operations.

In addition to the aforementioned transfer from the General Fund, The Capital Improvement Fund had transfers in from other governmental funds of \$300,000 and transfers out of \$826,333 to other governmental funds to service debt, subsidize capital improvements at the Airport, and for equipment replacement.

Other governmental funds had transfers in of \$3,931,302 and transfers out of \$894,953 to other governmental funds to service debt and subsidize operations. Other governmental funds also had transfers to the General Fund of \$41,944 for unclaimed funds that had remained unclaimed for five years or more.

On the government-wide statements, governmental activities contributed infrastructure to the business-type activities. This is shown as an offsetting transfer of \$26,216 on the Statement of Activities.

All transfers are considered in compliance with Ohio Revised Code § 5705.14 – 5705.16.

City of Delaware. Ohio

Notes to the Basic Financial Statements

December 31, 2009

(continued)

N. Reserves

Reserves of fund equity in governmental funds indicate that a portion of fund balance is not available for expenditure or is legally segregated for a specific future use, or both. Fund balances are reserved for encumbrances, prepaid items, advances, and loans.

O. Intergovernmental Revenues

In governmental funds, federal and state grants awarded on a non-reimbursement basis, state shared revenues, and federal entitlements are recorded as intergovernmental receivables and revenues when measurable and available. They must also meet timing, eligibility, and contingency requirements. Reimbursable-type grants are recorded as due from other governments and revenues when the related expenditures are made.

P. Estimates

The preparation of the financial statements in conformity with accounting principles generally accepted in the United States of America requires management to make estimates and assumptions that affect the amounts reported in the financial statements and accompanying notes. Actual results may differ from those estimates.

Q. Net Assets

Net assets represent the difference between assets and liabilities. Net assets invested in capital assets, net of related debt consists of capital assets, net of accumulated depreciation, reduced by the outstanding balances of any borrowing used for the acquisition, construction, or improvement of those assets. Net assets are reported as restricted when there are limitations imposed on their use, either through the enabling legislation or through external restrictions imposed by creditors, grantors, or laws or regulations of other governments. Net assets reported as restricted for Other Purposes are for the Internal Service Rotary funds.

The City applies unrestricted resources when an expense is incurred for purposes for which restricted and unrestricted net assets are available. None of the City's restricted net assets were by enabling legislation at December 31, 2009.

R. Operating Revenues and Expenses

Operating revenues are those revenues that are generated directly from the primary activities of the proprietary funds. For the City, these revenues are charges for services, capacity fees for the Water and Sewer funds, reimbursements, and miscellaneous revenues. Operating expenses are necessary costs incurred to provide the goods or services that are the primary activity of the fund.

S. Donated Infrastructure

Contributions of capital in proprietary funds [donated infrastructure] arise from outside contributions of capital assets or from grants or outside contributions of resources restricted to capital acquisitions and construction. These contributions are reported as revenue in the proprietary fund financial statements.

City of Delaware. Ohio

Notes to the Basic Financial Statements

December 31, 2009

(continued)

2. CHANGES IN ACCOUNTING PRINCIPLES AND RESTATEMENT OF NET ASSETS

A. Change in Accounting Principles

For 2009, the City has implemented GASB Statement No. 53 *“Accounting and Financial Reporting for Derivative Instruments”*, GASB Statement No. 55 *“The Hierarchy of Generally Accepted Accounting Principles for State and Local Governments”*, GASB Statement No. 56, *“Codification of Accounting and Financial Reporting Guidance Contained in the AICPA Statements on Auditing Standards”*, GASB Statement No. 57, *“OPEB Measurements by Agent Employers and Agent Multiple-Employer Plans”*, and GASB Statement No. 58, *“Accounting and Financial Reporting for Chapter 9 Bankruptcies”*.

GASB Statement No. 53 addresses the recognition, measurement, and disclosure of information regarding derivative instruments entered into by state and local governments. The implementation of this statement did not result in any changes to the financial statements as the City does not invest in derivatives.

GASB Statement No. 55 incorporates the hierarchy of GAAP for state and local governments into the Governmental Accounting Standards Board’s (GASB) authoritative literature. Because this is an incorporation and does not involve new principles or standards, the implementation of this statement did not result in any changes to the financial statements.

GASB Statement No. 56 incorporates into the GASB authoritative literature certain accounting and financial reporting guidance presented in the American Institute of Certified Public Accountants’ Statements on Auditing Standards, addressing three issues not included in the authoritative literature that establishes accounting principles – related party transactions, going concern considerations, and subsequent events. The implementation of this statement did not result in any change to the financial statements.

GASB Statement No. 57 addresses issues related to the use of the alternative measurement method and the frequency and timing of measurements by employers that participate in agent multiple-employer other postemployment benefit (OPEB) plans (that is, agent employers). The requirements in this Statement will allow more agent employers to use the alternative measurement method to produce actuarially based information for purposes of financial reporting and clarify that OPEB measures reported by agent multiple-employer OPEB plans and their participating employers should be determined at the same minimum frequency and as of a common date to improve the consistency of reporting with regard to funded status and funding progress information. The implementation of this statement did not result in any change in the City’s financial statements.

GASB Statement No. 58 provides accounting and financial reporting guidance for governments that have petitioned for protection from creditors by filing for bankruptcy under Chapter 9 of the United States Bankruptcy Code. The requirements in this Statement will provide more consistent recognition, measurement, display, and disclosure guidance for governments that file for Chapter 9 bankruptcy. The implementation of this statement did not result in any change in the City’s financial statements.

B. Restatement of Net Assets

Governmental net assets were restated from \$63,309,982 to \$62,631,254, as a result of the two corrections. First; in prior years, based upon GASB guidance, tax increment financing [TIF] arrangements were to be treated as exchange transactions and a receivable was recognized for the full amount of the tax increment financing in the year in which the agreement was entered into. GASB has

now indicated that the tax increment financing agreements are imposed non-exchange transactions rather than exchange transactions. This decreased net assets by \$226,315. Second; planned construction projects were discontinued due to economic re-evaluations. This decreased net assets by \$452,413.

Business-type activity net assets were restated from \$76,969,882 to \$76,938,428 for discontinued planned construction projects. This restatement directly affected the Sewer Fund beginning net assets, which were restated from \$31,606,820 to \$31,575,365, with a rounding difference of \$1.

C. Restatement of Fund Balance/Equity

The aforementioned TIF receivable also resulted in a restatement in fund balance for the Glenn Road Bridge TIF fund, which increased from (\$629,530) to (\$150,784). There was also a \$3 rounding issue across several funds that was corrected from 2008. In total, this increased other governmental fund balance from \$3,662,907 to \$4,141,656 [a total of \$478,749].

3. ACCOUNTABILITY

Accountability – Fund Deficits

At December 31, the following funds had deficit fund balances:

<i>Major Fund</i>	
Glenn Road South Construction	\$ (8,761,263)
 <i>Nonmajor Funds</i>	
Glenn Road Bridge TIF	(238,347)
ONSP Grant	(14,717)
Gen Obligation Bond Retirement	(40,624)
Police Impact Fees	(683,075)
Municipal Impact Fees	(1,930,624)
Glenn Road Middle Construction	(351,240)
Glenn Road North Construction	(526,322)

The fund deficits were caused by applying GAAP. The General Fund is not liable for any deficits when accruals occur.

4. CASH AND CASH EQUIVALENTS

State statutes classify monies held by the City into three categories:

1. Active deposits are public deposits necessary to meet current demands on the treasury. Such monies must be maintained either as cash in the City Treasury, in commercial accounts payable or withdrawable on demand, including negotiable order of withdrawal (NOW) accounts, or in money market deposit accounts.
2. Inactive deposits are public deposits that Council has identified as not required for use within the current five-year designation period of depositories. Inactive deposits must either be evidenced by

City of Delaware. Ohio

Notes to the Basic Financial Statements

December 31, 2009

(continued)

certificates of deposit maturing not later than the end of the current period of designation of depositories, or by savings or deposit accounts including, but not limited to, passbook accounts.

3. Interim deposits are deposits of interim monies. Interim monies are those monies that are not needed for immediate use but which will be needed before the end of the current period of designation of depositories. Interim deposits must be evidenced by time certificates of deposit maturing not more than one year from the date of deposit or by savings or deposit accounts including pass book accounts.

Protection of the City's deposits is provided by the Federal Deposit Insurance Corporation (FDIC), by eligible securities pledged by the financial institution as security for repayment, by surety company bonds deposited with the Finance Director by the financial institution or by a single collateral pool established by the financial institution to secure the repayment of all public monies deposited with the institution.

State statute permits interim monies to be deposited or invested in the following securities:

1. United States treasury notes, bills, bonds, or any other obligation or security issued by the United States treasury or any other obligation guaranteed as to principal and interest by the United States;
2. Bonds, notes, debentures, or any other obligations or securities issued by any federal government agency or instrumentality, including but not limited to, the federal national mortgage association, federal home loan bank, federal farm credit bank, federal home loan mortgage corporation, governmental national mortgage association, and student loan marketing association. All federal agency securities shall be direct issuances of federal government agencies or instrumentalities;
3. Written repurchase agreements in the securities listed above provided that the fair value of the securities subject to the repurchase agreement must exceed the principal value of the agreement by at least two percent and be marked to market daily, and that the term of the agreement must not exceed thirty days; Bonds and other obligations of the State of Ohio;
4. No load money market mutual funds consisting exclusively of obligations described in division (1) or (2) of this section and repurchase agreements secured by such obligations, provided that investments in securities described in this division are made only through eligible institutions; and
5. The State Treasurer's investment pool (STAR Ohio).

The City may also invest any monies not required to be used for a period of six months or more in the following:

1. Bonds of the State of Ohio;
2. Bonds of any municipal corporation, village, county, township, or other political subdivisions of this State, as to which there is no default of principal, interest or coupons; and
3. Obligations of the City.

Investments may only be made through specified dealers and institutions. Payment for investments may be made only upon delivery of the securities representing the investments to the Finance Director, or, if the securities are not represented by a certificate, upon receipt of confirmation of transfer from the custodian.

City of Delaware, Ohio

Notes to the Basic Financial Statements

December 31, 2009

(continued)

Deposits *Custodial credit risk* is the risk that, in the event of a bank failure, the City's deposits may not be returned. The City's policy is to place deposits with major local banks approved by City Council. All deposits, are collateralized with eligible securities in amounts equal to at least 105% of the carrying value of the deposits. Such collateral, as permitted by Ohio Revised Code § 135, is held in single financial institution collateral pools at Federal Reserve Banks, or at member banks of the federal reserve system in the name of the respective depository bank, and pledged as a pool of collateral against all of the public deposits it holds or as specific collateral held at a Federal Reserve Bank in the name of the City.

At December 31, the carrying amount of the City's deposits was \$192,303 and the bank balance was \$8,809,772. Of the bank balance, \$500,000 was covered by Federal Deposit Insurance and \$8,309,772 was uninsured and uncollateralized. Although all statutory requirements for these deposits of money had been followed, non-compliance with federal requirements could potentially subject the City to a successful claim by the FDIC.

Restricted Assets: The City is holding \$573,334 in restricted assets in the City Treasury. These assets are restricted by construction contracts, as deposits for utility service and T-hangar rentals, and with an escrow agent pending the outcome of a potential lawsuit. These amounts are included in the carrying amount of deposits.

Investments As of December 31, 2009, the City had the following investments, which are reported at fair value:

	<u>Maturity in 6 months or less</u>
Repurchase Agreement	\$ 8,235,000
STAR Ohio	<u>29,561,891</u>
Total Investments	<u>\$ 37,796,891</u>

Interest Rate Risk As a means of limiting its exposure to fair value losses arising from rising interest rates, the City's investment policy generally limits investment maturities of two years or less.

Credit Risk The City's investments in STAR Ohio are rated AAAM by Standard & Poor's. The City currently does not have any policy pertaining strictly to the investment's credit risk. The investments underlying the City's repurchase agreement were rated AAA.

Custodial Credit Risk For an investment, custodial credit risk is the risk that, in the event of the failure of the counterparty, the City will not be able to recover the value of its investment or collateral securities that are in the possession of an outside party. Of the City's investment in repurchase agreements, the entire balance is collateralized by underlying securities pledged by the investment's counterparty, not in the name of the City.

Concentration of Credit Risk The City places no limits on the amount which may be invested in any one issuer. The following table includes the percentage of each investment type held by the City at December 31:

	<u>Fair Value</u>	<u>% of Total</u>
Repurchase Agreement	\$ 8,235,000	21.79
STAR Ohio	<u>29,561,891</u>	<u>78.21</u>
Total Investments	<u>\$ 37,796,891</u>	<u>100.00</u>

City of Delaware, Ohio
Notes to the Basic Financial Statements
 December 31, 2009
 (continued)

The following is a reconciliation of cash and investments as reported in the footnote above to cash and investments as reported on the Statement of Net Assets as of December 31:

<u>Cash and Investments per footnote:</u>		<u>Cash and Investments per Statement of Net Assets:</u>	
Carrying Amount Of Deposits	\$ 192,303	Governmental Activities	\$ 23,719,081
Investments	37,796,891	Business-type Activities	13,831,373
		Fiduciary Fund	438,740
Total	<u>\$ 37,989,194</u>	Total	<u>\$ 37,989,194</u>

5. MUNICIPAL INCOME TAX

The City collects an income tax of 1.55% of City of Delaware taxable income, defined as gross wages and salaries before any deductions and profits. Filing is mandatory for all residents. Employers within the City are required to withhold tax on all employees working in the City and remit those monies on either a quarterly or monthly schedule. Employers are required to reconcile those withholdings on an annual basis.

6. PROPERTY TAX

Property taxes include amounts levied against real, public utility and tangible (used in business) property located in the City. Real property taxes collected during 2009 had lien and levy dates of January 1, 2008. One half of this tax was due February 10, 2009, with the remaining balance due on July 10, 2009. Tangible personal property tax revenues received in 2009 [other than public utility property] represent the collection of 2009 taxes. Tangible personal property taxes received in 2009 were levied after October 1, 2008, on the true value as of December 31, 2007. In prior years, tangible personal property assessments were twenty-five percent of true value for capital assets and twenty-three percent of true value for inventory. Tangible personal property tax has been phased out – the assessment percentage for property, including inventory, was reduced to zero for 2009. Only delinquent amounts will be collected after 2009.

House Bill No. 66 was signed into law on June 30, 2005. This bill phases out the tax on tangible personal property of general businesses, telephone and telecommunications companies, and railroads. The tax on general business and railroad property will be eliminated by calendar year 2009, and the tax on telephone and telecommunications property will be eliminated by calendar year 2011. The tax is phased out by reducing the assessment rate on the property each year. The bill replaces the revenue lost by the City due to the phasing out of the tax. In calendar years through 2010, the City will be fully reimbursed for the lost revenue. In calendar years 2011-2017, the reimbursements will be phased out.

Assessed values on real property are established by state law at 35 percent of appraised market value. A re-evaluation of all property is required to be completed no less than every six years. The last re-evaluation was completed in 2006. The assessed value in 2008, upon which the 2009 collections were based, was approximately \$715 million. The assessed value for 2009, upon which the 2010 collections will be based, is approximately \$697 million.

Ohio law prohibits taxation of property from all taxing authorities in excess of 1 percent of assessed value without a vote of the people. Under current procedures, the City's share is .27 percent (2.7 mills) of

City of Delaware. Ohio
Notes to the Basic Financial Statements
 December 31, 2009
 (continued)

assessed value. Increases in the property tax rate are restricted only by voter willingness to approve such increases.

The County Treasurer collects property taxes on behalf of all taxing districts in the county, including the City of Delaware. The County Auditor periodically remits to the City its portion of the taxes collected. Taxes receivable represents *property taxes*; real and tangible personal property taxes, public utility taxes, outstanding delinquencies, and *special assessments*; taxes levied against properties involved with the Downtown Streetscape project, which are measurable as of December 31, 2009. Although total property and special assessment tax collections for the next year are measurable, amounts to be received during the available period are not intended to finance 2009 operations. The receivable is offset by deferred revenue.

7. RECEIVABLES

Receivables at December 31 consisted of taxes, accounts (billings for user charged services including unbilled utility services), interfund, and intergovernmental receivables arising from grants, entitlements, and shared revenues. Amounts not considered fully collectible are shown. The allowance represents an estimate of uncollectible amounts and does not represent actual cash accounts written off by management.

A summary of accounts related to utility services is as follows:

	<u>Water</u>	<u>Sewer</u>	<u>Storm Sewer</u>	<u>Refuse</u>	<u>Total</u>
Gross receivable	\$ 785,356	\$ 1,294,617	\$ 174,812	\$ 437,871	\$ 2,692,656
Less: Allowance for Uncollectible	<u>(73,033)</u>	<u>(101,811)</u>	<u>(18,530)</u>	<u>(30,485)</u>	<u>(223,859)</u>
Net Receivable	<u>\$ 712,323</u>	<u>\$ 1,192,806</u>	<u>\$ 156,282</u>	<u>\$ 407,386</u>	<u>\$ 2,468,797</u>

This space intentionally left blank

City of Delaware. Ohio*Notes to the Basic Financial Statements*

December 31, 2009

(continued)

A summary of the principal items of intergovernmental receivables were as follows:

Governmental Activities	<u>Amount</u>
Major Funds	
General Fund	
Local Government	\$ 616,219
Homestead and Rollback	75,486
County and School Reimbursements	179,639
Inheritance Tax	<u>137,770</u>
Total General Fund	<u>1,009,114</u>
Capital Improvement Fund	
Road Improvement Grants	<u>17,461</u>
Total Capital Improvement Fund	<u>17,461</u>
Total Major Funds	<u>1,026,575</u>
Nonmajor Funds	
Street Maintenance and Repair	586,828
State Highway	47,580
License Fee	172,185
Glenn Road Bridge TIF	4,164
Municipal Court	296,045
Court Alcohol Treatment	10,000
Police & Fire Pension	21,652
Community Dev Block Grant	<u>28,027</u>
Total Nonmajor Funds	<u>1,166,481</u>
Total Governmental Activities	<u>\$ 2,193,056</u>

Payment in Lieu of Taxes

The City entered into several Tax Increment Financing Agreements in 2006 and 2007, which received approval from the Ohio Department of Taxation in 2008 and 2009, for the purpose of constructing several retail and commercial centers, as well as for developing residential areas.

To encourage these improvements, the companies and home owners were granted an exemption from paying any property taxes on the new construction; however, payments in lieu of taxes are made to the City in an amount equal to the real property taxes that otherwise would have been due in that current year. These payments are being used to finance public improvements and will continue over the next 20 to 30 years. A receivable has been recorded in the amount of \$402,074, which represents the amounts measurable at December 31, 2009.

City of Delaware. Ohio

Notes to the Basic Financial Statements

December 31, 2009

(continued)

8. INTERFUND BALANCES

At December 31, 2009, the General Fund had an interfund receivable in the amount of \$35,205 from other governmental funds to provide cash flow resources until revenues were received. Also, the General Fund had a due from other funds in the amount of \$4,353 from other governmental funds for allocated court costs and FEMA grant reimbursements.

Other governmental funds had other governmental due from other funds in the amount of \$72,770 for allocated court costs and grant reimbursements, and due to other funds of \$77,123 for advancement of cash flow resources until a transfer of money was received.

The City reported the following long-term advances on the fund statements of \$114,765 between the General and Other Governmental Funds at December 31, 2009. These interfund balances will be repaid once anticipated revenues are received.

These amounts are not included in the government-wide statement of net assets.

This space intentionally left blank

City of Delaware. Ohio
Notes to the Basic Financial Statements
 December 31, 2009
 (continued)

9. CAPITAL ASSETS

Capital asset activity for the year ended December 31 was as follows:

Governmental Activities	<i>Beginning Balance [as restated]</i>	<i>Additions</i>	<i>Deletions</i>	<i>Ending Balance</i>
<i>Nondepreciable Capital Assets</i>				
Land	\$ 3,274,258	\$ 1,740,632	\$ 0	\$ 5,014,890
Construction in progress	<u>11,452,341</u>	<u>4,699,116</u>	<u>(12,545,410)</u>	<u>3,606,047</u>
Subtotal	<u>14,726,599</u>	<u>6,439,748</u>	<u>(12,545,410)</u>	<u>8,620,937</u>
<i>Depreciable Capital Assets</i>				
Buildings & Improvements	27,003,264	2,820,685	0	29,823,949
Machinery & Equipment	10,832,389	558,271	(200,168)	11,190,492
Infrastructure	<u>45,796,997</u>	<u>8,200,870</u>	<u>0</u>	<u>53,997,867</u>
Subtotal	<u>83,632,650</u>	<u>11,579,826</u>	<u>(200,168)</u>	<u>95,012,308</u>
<i>Less Accumulated Depreciation for:</i>				
Buildings & Improvements	(11,436,102)	(966,305)	0	(12,402,407)
Machinery & Equipment	(8,942,622)	(580,579)	200,168	(9,323,033)
Infrastructure	<u>(8,833,798)</u>	<u>(1,492,772)</u>	<u>0</u>	<u>(10,326,570)</u>
Total Accumulated Depreciation	<u>(29,212,522)</u>	<u>(3,039,656)</u>	<u>200,168</u>	<u>(32,052,010)</u>
Total Depreciable Capital Assets, Net	<u>54,420,128</u>	<u>8,540,170</u>	<u>0</u>	<u>62,960,298</u>
Governmental Activities Capital Assets, Net	<u>\$ 69,146,727</u>	<u>\$ 14,979,918</u>	<u>\$ (12,545,410)</u>	<u>\$ 71,581,235</u>

This space intentionally left blank

City of Delaware. Ohio
Notes to the Basic Financial Statements
 December 31, 2009
 (continued)

Business-Type Activities	<i>Beginning Balance [as restated]</i>	<i>Additions</i>	<i>Deletions</i>	<i>Ending Balance</i>
<i>Nondepreciable Capital Assets</i>				
Land	\$ 4,324,474	\$ 57,552	\$ 0	\$ 4,382,026
Construction in progress	<u>1,535,265</u>	<u>1,260,452</u>	<u>(738,023)</u>	<u>2,057,694</u>
Subtotal	<u>5,859,739</u>	<u>1,318,004</u>	<u>(738,023)</u>	<u>6,439,720</u>
 <i>Depreciable Capital Assets</i>				
Buildings & Improvements	48,175,886	0	0	48,175,886
Machinery & Equipment	6,173,074	556,862	(494,249)	6,235,687
Infrastructure	<u>87,220,083</u>	<u>1,380,204</u>	<u>0</u>	<u>88,600,287</u>
Subtotal	<u>141,569,043</u>	<u>1,937,066</u>	<u>(494,249)</u>	<u>143,011,860</u>
 <i>Less Accumulated Depreciation for</i>				
Buildings & Improvements	(15,814,761)	(1,585,906)	0	(17,400,667)
Machinery & Equipment	(5,198,702)	(381,115)	494,249	(5,085,568)
Infrastructure	<u>(15,950,976)</u>	<u>(1,754,193)</u>	<u>0</u>	<u>(17,705,169)</u>
Total Accumulated Depreciation	<u>(36,964,439)</u>	<u>(3,721,214)</u>	<u>494,249</u>	<u>(40,191,404)</u>
 Total Depreciable Capital Assets, Net	 <u>104,604,604</u>	 <u>(1,784,148)</u>	 <u>0</u>	 <u>102,820,456</u>
 Business-Type Activities Capital Assets, Net	 <u>\$ 110,464,343</u>	 <u>\$ (466,144)</u>	 <u>\$ (738,023)</u>	 <u>\$ 109,260,176</u>

This space intentionally left blank

City of Delaware. Ohio
Notes to the Basic Financial Statements
December 31, 2009
(continued)

Depreciation expense was charged to functions/programs of the primary government as follows:

Governmental Activities:	
General Government	\$ 356,202
Public Safety	402,088
Municipal Court	20,981
Parks & Recreation	295,738
Community Development	32,167
Airport	454,668
Public Works	1,464,960
Capital assets held by the City's internal service funds are charged to the various functions based on the usage of the assets	<u>12,852</u>
Total depreciation expense -- governmental activities	<u>\$ 3,039,656</u>
Business-Type Activities:	
Water	\$ 689,463
Sewer	2,515,216
Storm Sewer	347,830
Refuse	154,181
Other	<u>14,524</u>
Total depreciation expense -- business-type activities	<u>\$ 3,721,214</u>

This space intentionally left blank

City of Delaware, Ohio
Notes to the Basic Financial Statements
 December 31, 2009
 (continued)

10. LONG TERM OBLIGATIONS AND NOTES PAYABLE

A summary of long-term obligations and notes payable for the year ended December 31, is as follows:

	<i>Balance</i>			<i>Balance</i>	
	<i>12/31/2008</i>	<i>Additions</i>	<i>Deletions</i>	<i>12/31/2009</i>	<i>Amounts Due in</i>
					<i>One Year</i>
Governmental Activities					
Special Assessment Bonds	\$ 17,000	\$ 0	\$ (17,000)	\$ 0	\$ 0
<i>1999 Streetscape Bonds - 5.75%</i>					
Special Assessment Bonds	45,000	0	(22,000)	23,000	23,000
<i>2000 Streetscape Bonds - 5.75%</i>					
General Obligation Bonds	4,380,000	0	(240,000)	4,140,000	250,000
<i>2002 Various Purpose Bonds - 3.77%</i>					
General Obligation Bonds	3,227,834	0	(265,000)	2,962,834	270,000
<i>2006 Various Purpose Bonds - 4%</i>					
Compensated absences	4,858,143	1,922,439	(1,869,430)	4,911,152	760,069
Past police and fire service liability	302,380	0	(6,360)	296,020	6,400
Capital Lease	40,815	0	(19,915)	20,900	20,900
<i>2007 Copiers - 4.86%</i>					
Total Governmental Activities Long-Term Liabilities	\$ 12,871,172	\$ 1,922,439	\$ (2,439,705)	\$ 12,353,906	\$ 1,330,369
Business-Type Activities					
Sewer Income Tax Special Obligation Bonds	\$ 0	\$ 15,150,000	\$ 0	\$ 15,150,000	\$ 130,000
<i>2009 Southeast Highland - 3.50%</i>					
Sewer General Obligation Bonds	4,930,000	0	(510,000)	4,420,000	525,000
<i>2002 Swr Sys Imp & Refund Bonds - 3.38%</i>					
Sewer General Obligation Bonds	951,274	0	(25,000)	926,274	26,000
<i>2006 US 23 N Sewer Bonds - 4%</i>					
Water General Obligation Bonds	3,370,892	0	(90,000)	3,280,892	94,000
<i>2006 Kingman Hill Water Tower - 4%</i>					
Refuse General Obligation Bonds	395,000	0	(45,000)	350,000	45,000
<i>2006 Landfill Remediation - 4%</i>					
Compensated Absences	780,900	359,649	(385,677)	754,872	168,703
Postclosure Landfill Obligation	255,000	0	(5,000)	250,000	5,000
Sewer Loans Payable	24,250,954	0	(1,006,303)	23,244,651	1,006,304
<i>2004 OWDA Wastewater Expansion - 3.59%</i>					
Total Business-Type Activities Long-Term Liabilities	\$ 34,934,020	\$ 15,509,649	\$ (2,066,980)	\$ 48,376,689	\$ 2,000,007
Grand Total Long-Term Obligations	\$ 47,805,192	\$ 17,432,088	\$ (4,506,685)	\$ 60,730,595	\$ 3,330,376

City of Delaware, Ohio
Notes to the Basic Financial Statements
 December 31, 2009
 (continued)

	<i>Balance</i>			<i>Balance</i>
	<u>12/31/2008</u>	<i>Additions</i>	<i>Deletions</i>	<u>12/31/2009</u>
Notes Payable				
*Glenn Road South - 1.50%	\$ 9,645,578	\$ 15,285,000	\$ (9,645,578)	\$ 15,285,000
*Glenn Road North - 1.50%	2,500,000	2,390,000	(2,500,000)	2,390,000
*Glenn Road Middle - 1.50%	313,110	370,000	(313,110)	370,000
*Glenn Road TIF - 1.50%	111,312	90,000	(111,312)	90,000
*Facilities Maintenance ¹ - 1.50%	4,875,000	4,050,000	(4,875,000)	4,050,000
**S/E Highland Sewer - 3.50%	<u>15,000,000</u>	<u>0</u>	<u>(15,000,000)</u>	<u>0</u>
<i>Total Notes Payable</i>	<u>\$ 32,445,000</u>	<u>\$ 22,185,000</u>	<u>\$ (32,445,000)</u>	<u>\$ 22,185,000</u>

*Governmental notes

**Business-Type notes

¹ The facilities maintenance note is combined to reflect how the original note was issued.

Future Debt Service Requirements: The principal and interest requirements to retire long-term debt obligations outstanding at December 31 are:

<i>Year</i>	<i>Governmental Long-Term Obligations</i>			<i>Business-Type Long-Term Obligations</i>		
	<i>Principal</i>	<i>Interest</i>	<i>Total</i>	<i>Principal</i>	<i>Interest</i>	<i>Total</i>
2010	\$ 543,000	\$ 304,808	\$ 847,808	\$ 820,000	\$ 992,636	\$ 1,812,636
2011	542,000	283,562	825,562	883,000	979,268	1,862,268
2012	564,000	262,350	826,350	946,000	949,397	1,895,397
2013	590,000	239,944	829,944	665,000	915,878	1,580,878
2014	605,000	215,912	820,912	730,000	894,204	1,624,204
2015-2019	2,435,000	713,392	3,148,392	4,321,000	4,037,875	8,358,875
2020-2024	1,407,000	248,964	1,655,964	4,443,000	3,129,428	7,572,428
2025-2029	301,000	76,115	377,115	4,252,000	2,243,265	6,495,265
2030-2034	138,834	9,418	148,252	4,337,166	3,706,677	8,043,843
2035-2037	<u>0</u>	<u>0</u>	<u>0</u>	<u>2,730,000</u>	<u>263,150</u>	<u>2,993,150</u>
Total	<u>\$ 7,125,834</u>	<u>\$ 2,354,465</u>	<u>\$ 9,480,299</u>	<u>\$ 24,127,166</u>	<u>\$ 18,111,778</u>	<u>\$ 42,238,944</u>

General Obligation Bonds: The 2002 Various Purpose bonds were issued to fund US 23/US 42 road improvements and for downtown City street improvements. The 2002 Sewer System Improvement & Refunding bonds were issued to refund outstanding 1992 sewer system revenue bonds, which were issued to fund improvements to the City's sewer system and for current sewer system improvements. The 2006 Various Purpose bonds were issued to fund several projects, including the construction of 3 T-hangars at the Municipal Airport, the purchase of land and buildings on Ross Street for the Grounds & Facilities department, landfill remediations at our Curve Road Landfill, construction of the Kingman Hill Water Tower, the 23 N. Sewer, and Houk Road improvements.

General Income Tax Special Obligation Bonds: Special obligation bonds were issued in 2009 to refund notes issued to fund the Southeast Highland Sewer construction that began in 2004. Principal and interest

City of Delaware, Ohio

Notes to the Basic Financial Statements

December 31, 2009

(continued)

on the Bonds, unless paid from other sources, are to be paid from pledged revenues, including receipts of the City's general income tax, and the pledged funds.

Special Assessment Bonds: Special assessment bonds are payable from the proceeds of assessments levied against the specific property owners who primarily benefited from the project. Special assessment monies will be received in and the debt will be retired through the Special Assessment Bond Retirement Debt Service Fund. In the event that property owners fail to make their payments, the City is responsible for providing the resources to meet the annual principal and interest payments.

Past Service Police and Firefighters Liability: Past service liability for police and firefighters is being paid out of the General fund over time through the year 2035. The principal and interest requirements to retire this obligation at December 31 are:

<i>Year</i>	<i>Principal</i>	<i>Interest</i>	<i>Total</i>
2010	\$ 6,400	\$ 12,717	\$ 19,117
2011	6,704	12,441	19,145
2012	6,992	12,153	19,145
2013	7,292	11,852	19,144
2014	7,605	11,539	19,144
2015-2019	43,217	52,506	95,723
2020-2024	53,333	42,390	95,723
2025-2029	65,816	29,907	95,723
2030-2034	81,221	14,501	95,722
2035-2037	<u>17,440</u>	<u>748</u>	<u>18,188</u>
Total	<u>\$ 296,020</u>	<u>\$ 200,754</u>	<u>\$ 496,774</u>

Compensated Absences: Additions and deletions of accrued vacation and sick leave are shown combined. Compensated absences are recorded in the fund from which the liability will be paid.

The Ohio Revised Code (ORC) provides that the net general obligation debt of a municipal corporation, whether or not approved by the electors, shall not exceed 10.5% of the total value of all property in the municipal corporation as listed and assessed for taxation. In addition, the unvoted net debt of municipal corporations cannot exceed 5.5% of the total taxation value of property. The statutory limitations on debt are measured by a direct ratio of net debt to tax valuation and expressed in terms of a percentage. At December 31, 2009, the City's total net debt and unvoted net debt were approximately 4.2% of the total assessed value of all property within the City.

As of December 31, 2009, the City had no debt approved by the voters or Council, which had not been issued.

The aggregate amount of the City's unvoted debt is also subject to overlapping debt restrictions with Delaware County and the Delaware City School District. As of December 31, 2009, these entities have complied with the requirement that overlapping debt must not exceed 1% (10 mills) of the assessed property value.

OWDA Loan: During 2007, the City completed its loan agreement with the Ohio Water Development Authority to fund the new Wastewater Treatment Expansion Facility. This loan replaced the note issued in

City of Delaware. Ohio

Notes to the Basic Financial Statements

December 31, 2009

(continued)

2003. The loan proceeds were on a progression basis over the duration of construction, up to a maximum of \$26,172,500 [plus capitalized interest] at an interest rate of 3.59%. The OWDA loan was fully disbursed as of December 31, 2008, but OWDA has not finalized financing terms and repayment requirements. Once finalized, an amortization schedule of future principal and principal and interest payments will be provided and disclosed.

Capital Lease: During 2007, the City entered into a capital lease for copiers. This lease agreement meets the criteria of a capital lease as defined by FASB Statement No. 13, "Accounting for Leases", which defines a capital lease generally as one which transfers benefits and risks of ownership to the lessee. Capital lease payments have been reclassified and are reflected as debt service expenditures in the financial statements for the governmental funds. These expenditures are reported as operation expenditures on the budgetary statements.

Capital assets consisting of equipment have been capitalized in the amount of \$59,791. This amount represents the present value of the minimum lease payments at the time of acquisition. A corresponding liability is recorded in the government-wide financial statements. Principal payments began in 2008 from the General fund.

The following is a schedule of the future long-term minimum lease payments required under the capital lease and the present value of the future minimum lease payments as of December 31:

<u>Year Ending December 31:</u>	<u>Amount:</u>
2010	\$ 21,539
Less amount representing interest	<u>(639)</u>
Total	<u>\$ 20,900</u>

Notes Payable: During 2009, the City reissued a note that was outstanding as of December 31, 2009. This note was to finance improvements to Jack Florance [Mingo] Pool and the newly built Skate Park, the 8,000 square foot addition to the Justice Center, the newly installed City-wide phone system, toward the purchase of a vacant manufacturing building to use as the Public Works facility, and the Glenn Road construction project. This various purpose note is being repaid from the Capital Improvement fund, Park Impact Fees fund, Police Impact Fees fund, Municipal Impact Fees fund, and the Glenn Road South, North, Middle, and Bridge TIF funds. A new note was issued in 2009 for improvements to be made to Peachblow Road. This is accounted for in the Glenn Road South fund.

Defeasance of Bonds: In prior years, the City defeased certain revenue obligation bonds by placing the proceeds of new bonds in an irrevocable trust to provide for all future debt service payments on the old bonds. Accordingly, the trust account assets and the liability for the defeased bonds are not included in the City's financial statements. The amount of defeased debt outstanding at December 31, 2009 is \$1,230,000.

11. LANDFILL CLOSURES

The City closed the Cherry Street Landfill in 1975 and the Curve Road Landfill in 1990. The City properly notified the Ohio Environmental Protection Agency for both closings. Both landfills were at 100% capacity and postclosure costs reflect estimates to monitor the landfills, as required by Ohio Administrative Code §3745-27, through the year 2020. The City awarded contracts to URS Greiner Corporation for monitoring and testing the CSL and to Burgess & Niple for monitoring and testing the CRL. No assets are restricted for

City of Delaware. Ohio

Notes to the Basic Financial Statements

December 31, 2009

(continued)

payment of postclosure care costs and these costs are subject to changes related to the effects of inflation, revision of laws and other variables. The costs for monitoring and testing the landfills will be expended from the Refuse fund.

12. DEFINED BENEFIT PENSION PLANS

A. Ohio Public Employees Retirement System

The City contributes to the Ohio Public Employees Retirement System (OPERS). OPERS administers three separate pension plans, as described below:

1. The Traditional Pension Plan [TP] – a cost-sharing multiple-employer defined benefit pension plan.
2. The Member-Directed Plan [MD] – a defined contribution plan in which the member invests both member and employer contributions [employer contributions vest over five years at 20% per year]. Under the Member Directed Plan, members accumulate retirement assets equal to the value of member and [vested] employer contributions plus any investment earnings, thereon.
3. The Combined Plan [CO] – a cost-sharing multiple-employer defined benefit pension plan. Under the Combined Plan, employer contributions are invested by the retirement system to provide a formula retirement benefit similar in nature to the Traditional Plan benefit. Member contributions, the investment of which is self-directed by the members, accumulate retirement assets in a manner similar to the Member-Directed Plan.

OPERS' provides retirement, disability, survivor and death benefits, and annual cost-of-living adjustments to members of the Traditional Plan and Combined Plans. Members of the Member-Directed Plan do not qualify for ancillary benefits. Authority to establish and amend benefits is provided by state statute according to Chapter 145 of the Ohio Revised Code. The Ohio Public Employees Retirement System issues a stand-alone financial report. Interested parties may obtain a copy by writing to the Ohio Public Employees Retirement System, 277 East Town Street, Columbus, Ohio 43215-4642, or by calling (614) 222-5601 or 1-800-222-7377.

The Ohio Revised Code provides statutory authority for member and employer contributions. For 2009, member and employer contribution rates were consistent across all three plans [TP, MD, and CO]. Separate divisions for law enforcement and public safety exist only within the Traditional Plan.

For 2009, member contribution rates were 10 percent for members in state and local classifications, and 10.1 percent for public safety and law enforcement members. The City's contributions to OPERS, including employee and employer amount paid by the City, for the years ended December 31, 2009, 2008, and 2007, were \$2,131,979, \$2,330,422, and \$1,988,922, respectively. The full amount has been contributed for 2009, 2008, and 2007.

B. Ohio Police and Fire Pension Fund

The City contributes to the Ohio Police and Fire Pension Fund (OP&F), a cost-sharing multiple-employer defined benefit pension plan. OP&F provides retirement and disability benefits, annual cost-of-living adjustments, and death benefits to plan members and beneficiaries. Benefit provisions are established by the Ohio State Legislature and are codified in Chapter 742 of the Ohio Revised Code. The Fund issues

City of Delaware. Ohio

Notes to the Basic Financial Statements

December 31, 2009

(continued)

a publicly available financial report that includes financial statements and required supplementary information for the Fund. That report may be obtained by writing to the Ohio Police and Fire Pension Fund, 140 East Town Street, Columbus, Ohio 43215-5164.

Plan members are required to contribute 10% of their annual covered salary to fund pension obligations and the City is required to contribute 19.5 percent for police and 24 percent for firefighters. The City pays the entire 10% employee share for all police and firefighters. The City pays 8.5% of the 10% required employee contribution for police and fire management. Contributions are authorized by State statute. The City's contributions to OP&F, including employee and employer amounts paid by the City, for the years ended December 31, 2008, 2007, and 2006 amount was \$1,905,708, \$1,875,467, and \$1,706,096, respectively, or 100% of the required contribution for 2009, 2008, and 2007.

In addition to the current contribution, the City pays semiannual installments to the Fund for its portion of past service costs determined at the time the Fund was established. All payments to date have been budgeted and paid from the General Fund. The Police & Fire Pension Fund [Other Governmental Fund] receives property tax revenues equal to .6 mills, which is designated for the payment of current pension liabilities. The unpaid balance of \$296,020 is included in the Statement of Net Assets within the Long-Term Liabilities and is to be amortized through 2035.

13. POSTEMPLOYMENT BENEFITS

A. Ohio Public Employees Retirement Systems (OPERS)

Plan Description – Ohio Public Employees Retirement System (OPERS) administers three separate pension plans: the Traditional Pension Plan [TP] – a cost-sharing multiple-employer defined benefit pension plan; the Member-Directed Plan [MD] – a defined contribution plan; and the Combined Plan [CO] – a cost sharing multiple-employer defined benefit pension plan that has elements of both a defined benefit and defined contribution plan.

OPERS maintains a cost-sharing multiple employer defined benefit post-employment healthcare plan, which includes a medical plan, prescription drug program, and Medicare Part B premium reimbursement, to qualifying members of both the Traditional Pension and the Combined Plans. Members of the Member-Directed Plan do not qualify for ancillary benefits, including post-employment health care coverage.

In order to qualify for post-retirement health care coverage, age-and-service retirees under the Traditional Pension and Combined Plans must have 10 or more years of qualifying Ohio service credit. Health care coverage for disability recipients and qualified survivor benefit recipients is available. The health care coverage provided by the Retirement System is considered an Other Post-employment Benefit [OPEB] as described in GASB Statement No. 45.

The Ohio Revised Code permits, but does not mandate, OPERS to provide OPEB benefits to its eligible members and beneficiaries. Authority to establish and amend benefits is provided in Chapter 145 of the Ohio Revised Code.

City of Delaware. Ohio

Notes to the Basic Financial Statements

December 31, 2009

(continued)

OPERS issues a stand-alone financial report. Interest parties may obtain a copy by writing OPERS, Attention: Finance Director, 277 East Town Street, Columbus OH 43215-4642, or by calling 614-222-5601 or 800-222-7377.

Funding Policy – The Ohio Revised Code provides the statutory authority requiring public employers to fund post retirement health care through their contributions to OPERS. A portion of each employer's contribution to OPERS is set aside for the funding of post-retirement health care benefits.

Employer contribution rates are expressed as a percentage of the covered payroll of active members. In 2008, employer contribution rate was 14 percent of covered payroll and the law enforcement employer rate was 17.63 percent. The Ohio Revised Code currently limits the employer contribution to a rate not to exceed 14 percent of covered payroll for local employer units and 18.1 percent of covered payroll for law and public safety employer units. Active members do not make contributions to the OPEB Plan.

OPERS' Post Employment Health Care plan was established under, and is administrated in accordance with, Internal Revenue Code 401(h). Each year, the OPERS Retirement Board determines the portion of the employer contribution rate that will be set aside for funding of post employment health care benefits. For 2009, the employer contribution allocated to health care was 7% from January 1 through March 31, 2009, and 5.5% from April 1 through December 31, 2009. The OPERS Retirement Board is also authorized to establish rules for the payment of a portion of the health care benefits provided, by the retiree or their surviving beneficiaries. Payment amounts vary depending on the number of covered dependents and the coverage selected.

During 2009, the portion of the City's contributions that were used to fund post-employments benefits was \$565,934.

OPERS Retirement Board Implements its Health Care Preservation Plan – The Health Care Preservation Plan [HCPP] adopted by the OPERS Retirement Board on September 9, 2004, was effective January 1, 2007. Member and employer contribution rates increased on January 1 of each year from 2006 to 2008. These rate increases allowed additional funds to be allocated to the health care plan.

B. Ohio Police and Fire Pension Fund (OP&F)

Plan Description – The City contributes to the Ohio Police and Fire Pension Fund (OP&F) sponsored healthcare program, a cost-sharing multiple-employer defined postemployment healthcare plan administered by OP&F. OP&F provides healthcare benefits including coverage for medical, prescription drugs, dental, vision, Medicare Part B Premium, and long term care to retirees, qualifying benefit recipients, and their eligible dependents.

OP&F provides access to post-retirement healthcare coverage for any person who receives or is eligible to receive a monthly service, disability, or survivor benefit check or is a spouse or eligible dependent child of such person. The healthcare coverage provided by OP&F meets the definition of an Other Post Employment Benefit (OPEB) as described in GASB Statement No. 45.

The Ohio Revised Code allows, but does not mandate OP&F to provide OPEB benefits. Authority for the OP&F Board of Trustees to provide healthcare coverage to eligible participants and to establish and amend benefits is codified in Chapter 742 of the Ohio Revised Code.

City of Delaware. Ohio

Notes to the Basic Financial Statements

December 31, 2009

(continued)

OP&F issues a publicly available financial report that includes financial information and required supplementary information for the Plan. That report may be obtained by writing to OP&F, 140 East Town Street, Columbus, OH 43215-5164.

Funding Policy – The Ohio Revised Code provides for contribution requirements of the participating employers and of plan members to the OP&F (defined benefit pension plan). Participating employers are required to contribute to the pension plan at rates expressed as percentages of the payroll of active pension plan members, currently, 19.5 percent and 24 percent of covered payroll for police and fire employers, respectively. The Ohio Revised Code states that the employer contribution may not exceed 19.5 percent of covered payroll for police employer units and 24 percent of covered payroll for fire employer units. Active members do not make contributions to the OPEB Plan.

OP&F’s post employment healthcare plan was established and is administrated as an Internal Revenue Code 401(h) account within the defined benefit pension plan, under the authority granted by Ohio Revised Code to the OP&F board of trustees. The board of trustees is authorized to allocate a portion of the total employer contributions made into the pension plan to the 401h account as the employer contribution for retiree healthcare benefits. For the year ended December 31, 2009, the employer contribution allocated to the healthcare plan was 6.75 percent of covered payroll. The amount of employer contributions allocated to the healthcare plan each year is subject to the trustees’ primary responsibility to ensure that pension benefits are adequately funded and also is limited by the provisions of Section 401h.

The OP&F board of trustees also is authorized to establish requirements for contributions to the healthcare plan by retirees and their eligible dependents, or their surviving beneficiaries. Payment amounts vary depending on the number of covered dependents and the coverage selected.

The City’s contributions to OP&F for the years ending December 31, 2009, 2008, and 2007 were:

	<u>Police</u>	<u>Fire</u>
2009	\$ 630,389	\$ 669,325
2008	626,051	669,010
2007	564,028	597,899

Of which, the following amounts were allocated to the healthcare plan:

	<u>Police</u>	<u>Fire</u>
2009	\$ 218,115	\$ 188,081
2008	216,614	187,992
2007	223,919	193,121

C. Deferred Compensation

City employees may participate in the Ohio Public Employees Deferred Compensation Plan. This plan was created in accordance with Internal Revenue Code Section 457. Participation is on a voluntary payroll deduction basis. The plan permits deferral of compensation until future years. According to the

plan, the deferred compensation is not available until termination, retirement, death, or an unforeseeable emergency.

14. RISK MANAGEMENT

The City is exposed to various risks of loss related to torts: theft of, damage to, and destruction of assets; errors and omissions; and natural disasters. During 2009, the City contracted with several different insurance providers for various coverages, as follows:

<u>Type of Coverage</u>	<u>Liability Limits</u>	<u>Deductible</u>
Property	\$ 2,000,000	\$ 2,500
Inland Marine	2,000,000	1,000
General Liability	2,000,000	0
Automobile	1,000,000	0
Excess Liability	10,000,000	0
Public Officials Liability	1,000,000	15,000
Police Liability	1,000,000	25,000

There has been no significant reduction in insurance coverages from coverages in the prior year. In addition, settled claims resulting from these risks have not exceeded commercial insurance coverages in any of the past three years.

15. SELF INSURANCE

The City provides medical and dental coverage for its employees and is self-insured up to a stop loss limit for the cost of providing this coverage. Under the self-insurance program, the Self-Insurance Fund (an internal service fund) provides coverage for up to a maximum of \$35,000 in any one year for each employee. The City purchases commercial insurance for claims in excess of coverage provided by the Self-Insurance Fund. The City carries \$1,000,000 of comprehensive combined single limit general liability coverage with a \$1,000 deductible, a \$1,000,000 general law enforcement liability insurance policy and \$1,000,000 public officials' liability, each with a \$5,000 deductible, as well as \$5,000,000 umbrella coverage. The City had no occurrences in which settled claims exceeded the total stop-loss coverage in any of the last three years.

All funds of the City participate in the program and make payments to the Self-Insurance Fund based on a per-employee charge. These monies are recorded as a charge for service in the Self-Insurance Fund and as an expenditure or expense, as applicable, in the disbursing fund.

The claims liability of \$825,036 reported in the internal service fund at December 31, 2009, is based on estimates in accordance with the requirements of GASB Statement No. 10, "Accounting and Financial Reporting for Risk Financing and Related Insurance Issues", as amended by GASB Statement No. 30, "Risk Financing Omnibus", which requires that a liability for unpaid claims costs, including estimates of costs relating to incurred but not reported claims, be accrued at the estimated ultimate cost of settling the claims. Changes in claims activity for the current and past years are as follows:

City of Delaware. Ohio
Notes to the Basic Financial Statements
 December 31, 2009
 (continued)

	<i>Current Year</i>			
	<i>Beginning of Year</i>	<i>Claims & Changes</i>	<i>Claims Payments</i>	<i>End of Year</i>
	<u><i>Liability</i></u>	<u><i>in Estimates</i></u>	<u><i>Claims Payments</i></u>	<u><i>Liability</i></u>
Self-Insurance				
2008	\$ 468,072	\$ 3,455,046	\$ (3,374,256)	\$ 548,862
2009	548,862	2,576,531	(2,920,948)	204,445
Workers Compensation				
2008	\$ 703,937	\$ 639,731	\$ (371,408)	\$ 972,260
2009	972,260	174,846	(526,515)	620,591

16. SEGMENT INFORMATION - ENTERPRISE FUNDS

The City maintains three nonmajor enterprise funds to account for Golf Course, Parking Lots, and Watershed Grant activities. None of these activities is supported by revenue bonds or other revenue-backed debt instruments and, therefore, segment information is not required. See the combining statements included as part of this CAFR for detailed fund activity of the nonmajor enterprise funds.

17. CONTRACTUAL COMMITMENTS

At December 31, 2009, the City had uncompleted contracts, as follows:

<u>Description</u>	<u>Remaining Commitment [in thousands]</u>
Curtis Street Water/Storm Sewer Lines	\$ 283
Stratford Road Sliplining	201
2009 Street Resurfacing	190
Avigation Easement	168
Water Plant Rehabilitation	136
Southeast Arterial Alternate 16 Design	106
Planning Software Upgrade	106
Glenn Road Construction	90
The Point Design & Construction	90
Street Resurfacing	70
US 23 / Pennsylvania Rd Improvements	52
US 23 / 315 Intersection	41
US 36 & Houk Road Lane Improvements	36
Sidewalk/ADA Improvements	28
Westside Transmission Main	25
Storm Sewer Replacements	8
Penry Road Wellfield	6

City of Delaware. Ohio

Notes to the Basic Financial Statements

December 31, 2009

(continued)

18. CONTINGENT LIABILITIES

The City is a party to various legal proceedings seeking damages or injunctive relief generally incidental to its operations and pending projects. The City management is of the opinion that the ultimate disposition of various claims and legal proceedings will not have a material effect, if any, on the financial condition of the City.

19. JOINTLY GOVERNED ORGANIZATIONS

Delaware South New Community Authority; On February 12, 2007, the Delaware South New Community Authority [DSNCA] was created by the adoption of Resolution 07-05 by Delaware City Council, pursuant to Chapter 349 of the Ohio Revised Code. The DSNCA was established to encourage the orderly development of a well planned, diversified, and economically sound community; to encourage initiative and participation of private enterprise in this undertaking; and to encourage cooperation between the developer and the DSNCA to carry out the new community development program.

The DSNCA is governed by a seven member Board of Trustees. Delaware City Council appoints three citizen members to the Board to represent the interests of present and future residents of the District and one member to serve as a representative of local government. The Developer shall appoint three members to serve on the Board as representatives of the Developer.

The Glenn Road Extension Bond Anticipation Notes, currently reported by the City, will ultimately be reimbursed by the DSNCA. The City has agreed to construct the Glenn Road improvements on behalf of the DSNCA and to carry any debt obligations until such time as the DSNCA is able to issue debt sufficient to pay any outstanding principal and interest on debt issued by the City.

Delaware North New Community Authority; On December 10, 2007, the Delaware North New Community Authority [DNNCA] was created by the adoption of Ordinance 07-103 by the Delaware City County, pursuant to Chapter 349 of the Ohio Revised Code. Like the DSNCA, the DNNCA was established to encourage the orderly development of a well planned, diversified, and economically sound community; to encourage initiative and participation of private enterprise in this undertaking; and to encourage cooperation between the developer and the DNNCA to carry out the new community development program.

The DNNCA is governed by a seven member Board of Trustees. Delaware City Council appoints three citizen members to the Board to represent the interests of present and future residents of the District and one member to serve as a representative of local government. The Developer shall appoint three members to serve on the Board as representatives of the Developer.

20. SUBSEQUENT EVENTS

In 2010, the City will reissue \$12.57 million in notes to finance construction of the Glenn Road extension. The City will also reissue the \$4.875 million in notes to construct an addition to the Justice Center, the renovation of the Jack Florance Pool facility, the construction of the skate park at Mingo Park, the renovations to the newly acquired Public Works facility, and for the City's new phone system and software purchase, as well as the \$15 million in notes for the Southeast Highland Sewer Extension project.

City of Delaware, Ohio

Combining Statements and
Individual Fund Schedules

Combining Statements – Nonmajor Governmental Funds

Nonmajor Special Revenue Funds

Street Maintenance and Repair Fund – Required by the Ohio Revised Code to account for State gasoline tax and motor vehicle registration fees designated for maintenance of streets within the City.

State Highway Improvement Fund – Required by the Ohio Revised Code to account for State gasoline tax and motor vehicle registration fees designated for the maintenance of state highways within the City.

License Fee Fund – Required by the Ohio Revised Code to account for monies received from the State of Ohio for the maintenance of public roads, highways, streets and bridges within the City.

Parks and Recreation Fund – To account for fees charged for recreational activities, and park rentals, and transfers from the General Fund to be used for park and recreation purposes.

Tree Replacement Fund – To account for fees and donations received to assist in the purchase and maintenance of trees that populate the City’s streets and neighborhoods.

Airport Improvement Fund – To account for fuel sales, T-hangar rentals, tie-downs, miscellaneous sales, and transfers from the General Fund used to maintain the City’s Municipal Airport.

Airport T-Hangars Fund – To account for expansion T-hangar rentals used to maintain the City’s Municipal Airport T-hangars.

Court/Police Building Income Tax Fund – To account for the collection of the City’s 0.2% Building Income Tax. Proceeds to be used to build and equip the City’s Justice Center and remodel City Hall.

Recreation Center Income Tax – To account for the collection of the City’s 0.15% Rec Center Income Tax. Proceeds to be used to build the YMCA Community and Training Center.

Airport TIF Fund – To account for payments in lieu of taxes that will be used, in part, to reimburse the General Fund for costs associated with commercial improvements made at the Municipal Airport.

Glenn Road Bridge TIF Fund – To account for costs incurred with the construction of Glenn Road 1000 feet south of the Glenn Road Railroad Bridge to a point 2000 feet north of the bridge.

Sky Climber/V&P TIF Fund – To account for payments in lieu of taxes that will be used for improvements of two of Delaware’s newest businesses.

Nonmajor Special Revenue Funds [continued]

Municipal Court Fund – To account for the collection and distribution of the Municipal Court’s money, collected from fines and forfeitures. The court acts as the municipal court for all of Delaware County.

IDIAM – To account for the collection of Municipal Court funds for indigent drivers interlock and alcohol monitoring devices issued to indigent defendants.

Drug Enforcement Fund – To account for a portion of money seized during drug-related arrests used in educating students in the consequences of using drugs.

Court Alcohol Treatment Fund – Required by the Ohio Revised Code to account for 50 percent of fines received by the City for convictions related to persons whose drivers license was suspended for driving under the influence of alcohol.

OMVI Enforcement and Education Fund – To account for fines imposed under Section 4511.99 (A) of the Ohio Revised Code. These monies are used to pay costs incurred in enforcing Section 4511.99 of the Ohio Revised Code, and to educate the public about laws governing the operation of a motor vehicle under the influence of alcohol and the danger thereof.

Police Judgment Fund – To account for a portion of seized money used for purchasing of equipment and for training.

Law Enforcement Trust Fund – Required by the Ohio Revised Code to account for monies received from the Federal Law Enforcement Agencies designated for law enforcement related purposes.

Park Exaction Fees Fund – To account for developers’ fees used in park improvements.

Computer Legal Research Fund – To account for fines imposed under Section 1901.26.1 of the Ohio Revised Code to assure the efficient operation of the court by means of computerization, and to make available computerized legal research services.

Court Special Projects Fund – To account for fines imposed under Section 1901.26(B)(1) of the Ohio Revised Code to acquire and pay for special projects of the court including, but not limited to, the acquisition of additional facilities or the rehabilitation of existing facilities, the acquisition of equipment, the hiring and training of staff, community service programs, mediation or dispute resolution services, the employment of magistrates, the training and education of judges, acting judges, and magistrates, and other related services.

Indigent EMHA Fund– To account for specific costs used to fund the electronic home monitoring of indigent defendants.

Probation Services Fund – To account for specific court costs used to maintain ongoing probation services.

Nonmajor Special Revenue Funds [continued]

Police and Fire Pension Fund – To account for a voted real estate tax operating levy which pays for the accrued past service liability for police and fire disability and pension benefits.

**Homeland Security Grant Fund – To account for the purchase of gas masks for the City and surrounding public safety agencies which were supplemented by federal funding.

FEMA – To account for assistance received by the Federal Emergency Management Agency. Funds were received to supplement overtime costs for cleanup and public safety after times of extreme inclement weather.

**ARRA – To account for Federal grant money issued under the 2009 American Recovery and Reinvestment Act. The funds will be used, in part, for road improvements.

Community Development Block Grant Fund – To account for Federal-funded housing, development, and City-wide improvement programs.

**Community Police Block Grant Fund – To account for Federal monies used to supplement Police Department activities and the purchase of equipment under the Local Law Enforcement Block Grant from the Bureau of Justice.

Revolving Loan Fund – To account for State of Ohio economic development funds loaned to qualified Delaware businesses. The loan payments are made available for future loans to new businesses.

Housing Program Income Fund – To account for program income generated through the subsequent sale of federally-funded houses built/renovated from CHIP grant proceeds.

ONSP – To account for Federal/State grant money issued for the Ohio Neighborhood Stabilization Program to be used, in part, to address the City's abandoned and foreclosed homes and businesses.

CHIP 2007 Fund – To account for Federal grant money received for improving rental and owner-occupied properties within the City for the 2007 grant period. In prior years, this fund was reported as the Rental Rehabilitation Grant Fund.

**CHIP Fund – To account for Federal grant money received for improving rental and owner-occupied properties within the City for grant periods prior to 2007.

Fire Donations Fund – To account for donations received by the City's Fire Department. The donations are used, in part, to purchase equipment for the Fire Department.

Park Donations Fund – To account for donations received by the City to help beautify and decorate the City's parks.

Nonmajor Special Revenue Funds [continued]

Police Donations Fund – To account for donations given to the City Police Department. Most of the donations are used to purchase new equipment.

Mayor’s Donations Fund – To account, in part, for donations received for marriage ceremonies performed by the Mayor.

Project Trust Fund – To account for money received from developers prior to the development of land to assure the developers provide the required elements, such as park land, water retention site, etc.

Unclaimed Funds – To account for outstanding checks that have not been cashed in a year or more.

**Municipal Court Unclaimed Funds – To account for outstanding checks that have not been cashed in a year or more from the Municipal Court.

Nonmajor Debt Service Funds

General Obligation Bond Retirement Fund – To account for transfers in, interest earned, and proceeds of debt, that are utilized for the repayment of general obligation bonds of the City.

Special Assessment Bond Retirement Fund – To account for the collection of special assessments levied against certain property owners used for the payment of special assessment bonds and related interest.

Nonmajor Capital Projects Funds

FAA Airport Expansion Fund – To account for Federal and State funds used for the relocation and expansion of the City’s Municipal Airport.

FAA Allocation Improvement Fund – To account for Federal funds used for the Automatic Weather Observation System [AWOS] installation and the replacement of the non-directional beacon [NDB].

Equipment Replacement Fund – To account for transfers from departments to provide for the future replacement of equipment.

**Airport Improvement Construction Fund – To account for non-grant funded improvements at the City’s Municipal Airport.

Nonmajor Capital Project Funds [continued]

Park Impact Fees Fund – To account for developers’ fees collected to maintain a level of service associated with the City’s parks required with the increased growth.

Police Impact Fees Fund – To account for developers’ fees collected to maintain a level of service associated with the City’s Police Department required with the increased growth.

Fire Impact Fees Fund – To account for developers’ fees collected to maintain a level of service associated with the City’s Fire Department required with the increased growth.

Municipal Impact Fees Fund – To account for fees used to expand the capacity of the City’s municipal facilities and infrastructure.

Glenn Road Middle Construction Fund – To account for costs incurred with the construction of Glenn Road from the northern point of the Glenn Ross development to 1000 feet south of the Glenn Road Railroad Bridge, and the cost of Glenn Road from a point 100 feet north of the bridge, then north to Curve Road.

Glenn Road North Construction Fund – To account for costs incurred with the construction of Glenn Road from Curve Road, then 5500 feet north to US Route 36/37.

Note: For funds marked with asterisks []; the City has elected to present fund descriptions for all established funds although there was no financial activity in these funds for 2009.**

City of Delaware, Ohio
Combining Balance Sheet
Nonmajor Governmental Funds
December 31, 2009

	<i>Nonmajor Special Revenue Funds</i>	<i>Nonmajor Debt Service Funds</i>	<i>Nonmajor Capital Projects Funds</i>	<i>Total Nonmajor Governmental Funds</i>
Assets				
Equity in Pooled Cash and Cash Equivalents	\$ 4,219,531	\$ 74,181	\$ 4,801,812	\$ 9,095,524
Receivables:				
Income Taxes	361,818	0	0	361,818
Property Taxes	433,010	0	0	433,010
Accounts	1,398	0	0	1,398
Loans	1,245,613	0	0	1,245,613
Special Assessments	0	23,000	0	23,000
Payments in Lieu of Taxes	218,394	0	57,565	275,959
Restricted Assets:				
Retainage	22,400	0	0	22,400
Customer Deposits	11,510	0	0	11,510
Prepaid Items	12,481	0	0	12,481
Material and Supplies Inventory	34,453	0	0	34,453
Due From:				
Federal Government	28,027	0	0	28,027
State Government	728,393	0	0	728,393
County Government	410,061	0	0	410,061
Other Funds	72,770	0	0	72,770
Total Assets	\$ 7,799,859	\$ 97,181	\$ 4,859,377	\$ 12,756,417
Liabilities and Fund Balances				
Liabilities				
Accounts Payable	\$ 107,149	\$ 0	\$ 15,506	\$ 122,655
Accrued Wages & Benefits	116,959	0	0	116,959
Interfund Payable	35,205	0	0	35,205
Due to Other Funds	77,123	0	0	77,123
Due to Others	335,064	0	0	335,064
Advances to Other Funds	0	114,765	0	114,765
Compensated Absences Payable-Matured	60,925	0	0	60,925
Deferred Revenue	1,700,437	23,000	57,565	1,781,002
Payables from Restricted Assets				
Retainage	22,400	0	0	22,400
Customer Deposits	11,510	0	0	11,510
Notes Payable	90,000	0	6,360,000	6,450,000
Total Liabilities	2,556,772	137,765	6,433,071	9,127,608
Fund Balances				
Reserved for Encumbrances	124,504	0	240,387	364,891
Reserved for Loans	1,245,613	0	0	1,245,613
Reserved for Prepaid Items	12,481	0	0	12,481
Unreserved; Reported in:				
Special Revenue Funds	3,860,489	0	0	3,860,489
Debt Service Funds	0	(40,584)	0	(40,584)
Capital Projects Funds	0	0	(1,814,081)	(1,814,081)
Total Fund Balances	5,243,087	(40,584)	(1,573,694)	3,628,809
Total Liabilities and Fund Balances	\$ 7,799,859	\$ 97,181	\$ 4,859,377	\$ 12,756,417

City of Delaware, Ohio
Combining Balance Sheet
Nonmajor Special Revenue Funds
December 31, 2009

	<i>Street</i>				
	<i>Maintenance</i>	<i>State Highway</i>		<i>Parks &</i>	<i>Tree</i>
	<i>& Repair</i>	<i>Improvement</i>	<i>License Fee</i>	<i>Recreation</i>	<i>Replacement</i>
Assets					
Equity in Pooled Cash and Cash Equivalents	\$ 329,638	\$ 32,198	\$ 83,331	\$ 141,911	\$ 57,267
Receivables:					
Income Taxes	0	0	0	0	0
Property Taxes	0	0	0	0	0
Accounts	0	0	0	0	0
Loans	0	0	0	0	0
Payments in Lieu of Taxes	0	0	0	0	0
Restricted Assets:					
Retainage Accounts	0	0	16,649	0	0
Customer Deposits	0	0	0	0	0
Prepaid Items	0	0	0	2,934	0
Materials and Supplies Inventory	0	0	0	0	0
Due From:					
Federal Government	0	0	0	0	0
State Government	481,363	39,029	172,185	0	0
County Government	105,465	8,551	0	0	0
Other Funds	0	0	0	0	0
Total Assets	\$ 916,466	\$ 79,778	\$ 272,165	\$ 144,845	\$ 57,267
Liabilities and Fund Balances					
Liabilities					
Accounts Payable	\$ 38,006	\$ 0	\$ 0	\$ 5,429	\$ 600
Accrued Wages & Benefits	34,640	0	0	20,329	0
Compensated Absences Payable-Matured	17,394	0	0	10,809	0
Interfund Payable	0	0	0	0	0
Due to Other Funds	0	0	0	0	0
Due to Others	0	0	0	0	0
Deferred Revenue	394,858	32,015	118,793	0	0
Payables from Restricted Assets:					
Retainage Payable	0	0	16,649	0	0
Customer Deposits	0	0	0	0	0
Notes Payable	0	0	0	0	0
Total Liabilities	484,898	32,015	135,442	36,567	600
Fund Balances					
Reserved for Encumbrances	14,451	0	49,241	13,521	151
Reserved for Loans	0	0	0	0	0
Reserved for Prepaid Items	0	0	0	2,934	0
Unreserved, Reported in Special Revenue Funds	417,117	47,763	87,482	91,823	56,516
Total Fund Balances (Deficit)	431,568	47,763	136,723	108,278	56,667
Total Liabilities and Fund Balances	\$ 916,466	\$ 79,778	\$ 272,165	\$ 144,845	\$ 57,267

(continued)

City of Delaware, Ohio
Combining Balance Sheet
Nonmajor Special Revenue Funds
December 31, 2009

(continued)

	<i>Airport Improvement</i>	<i>Airport T- Hangars</i>	<i>Court/Police Building Income Tax</i>	<i>Rec Center Income Tax</i>	<i>Airport TIF</i>	<i>Glenn Rd Bridge TIF</i>
Assets						
Equity in Pooled Cash and Cash Equivalents	\$ 176,154	\$ 203,474	\$ 4,392	\$ 85,388	\$ 999	\$ 186,717
Receivables:						
Income Taxes	0	0	0	361,818	0	0
Property Taxes	0	0	0	0	0	0
Accounts	564	834	0	0	0	0
Loans	0	0	0	0	0	0
Payments in Lieu of Taxes	0	0	0	0	23,056	155,262
Restricted Assets:						
Retainage Accounts	0	0	0	0	0	0
Customer Deposits	4,741	6,769	0	0	0	0
Prepaid Items	9,547	0	0	0	0	0
Materials and Supplies Inventory	34,453	0	0	0	0	0
Due From:						
Federal Government	0	0	0	0	0	0
State Government	0	0	0	0	0	4,164
County Government	0	0	0	0	0	0
Other Funds	0	0	0	0	0	0
Total Assets	\$ 225,459	\$ 211,077	\$ 4,392	\$ 447,206	\$ 24,055	\$ 346,143
Liabilities and Fund Balances						
Liabilities						
Accounts Payable	\$ 2,287	\$ 0	\$ 0	\$ 55,000	\$ 0	\$ 0
Accrued Wages & Benefits	3,892	0	0	0	0	0
Compensated Absences Payable-Matured	668	0	0	0	0	0
Interfund Payable	0	0	0	0	0	0
Due to Other Funds	0	0	0	0	0	0
Due to Others	0	0	0	0	0	335,064
Deferred Revenue	0	0	0	171,506	23,056	159,426
Payables from Restricted Assets:						
Retainage Payable	0	0	0	0	0	0
Customer Deposits	4,741	6,769	0	0	0	0
Notes Payable	0	0	0	0	0	90,000
Total Liabilities	11,588	6,769	0	226,506	23,056	584,490
Fund Balances						
Reserved for Encumbrances	0	0	0	0	0	0
Reserved for Loans	0	0	0	0	0	0
Reserved for Prepaid Items	9,547	0	0	0	0	0
Unreserved, Reported in Special Revenue Funds	204,324	204,308	4,392	220,700	999	(238,347)
Total Fund Balances (Deficit)	213,871	204,308	4,392	220,700	999	(238,347)
Total Liabilities and Fund Balances	\$ 225,459	\$ 211,077	\$ 4,392	\$ 447,206	\$ 24,055	\$ 346,143

(continued)

City of Delaware, Ohio
Combining Balance Sheet
Nonmajor Special Revenue Funds
December 31, 2009

(continued)

	<i>Sky Climber/ V&P TIF</i>	<i>Municipal Court</i>	<i>IDIAM</i>	<i>Drug Enforcement</i>	<i>Court Alcohol Treatment</i>	<i>OMVI Enforcement & Education</i>
Assets						
Equity in Pooled Cash and Cash Equivalents	\$ 0	\$ 465,002	\$ 6,355	\$ 32,709	\$ 569,131	\$ 4,000
Receivables:						
Income Taxes	0	0	0	0	0	0
Property Taxes	0	0	0	0	0	0
Accounts	0	0	0	0	0	0
Loans	0	0	0	0	0	0
Payments in Lieu of Taxes	40,076	0	0	0	0	0
Restricted Assets:						
Retainage Accounts	0	0	0	0	0	0
Customer Deposits	0	0	0	0	0	0
Prepaid Items	0	0	0	0	0	0
Materials and Supplies Inventory	0	0	0	0	0	0
Due From:						
Federal Government	0	0	0	0	0	0
State Government	0	0	0	0	10,000	0
County Government	0	296,045	0	0	0	0
Other Funds	0	0	1,512	484	11,099	167
Total Assets	\$ 40,076	\$ 761,047	\$ 7,867	\$ 33,193	\$ 590,230	\$ 4,167
Liabilities and Fund Balances						
Liabilities						
Accounts Payable	\$ 0	\$ 1,617	\$ 0	\$ 0	\$ 1,738	\$ 0
Accrued Wages & Benefits	0	58,098	0	0	0	0
Compensated Absences Payable-Matured	0	32,054	0	0	0	0
Interfund Payable	0	0	0	0	0	0
Due to Other Funds	0	77,123	0	0	0	0
Due to Others	0	0	0	0	0	0
Deferred Revenue	40,076	296,045	0	0	10,000	0
Payables from Restricted Assets:						
Retainage Payable	0	0	0	0	0	0
Customer Deposits	0	0	0	0	0	0
Notes Payable	0	0	0	0	0	0
Total Liabilities	40,076	464,937	0	0	11,738	0
Fund Balances						
Reserved for Encumbrances	0	2,238	0	0	0	0
Reserved for Loans	0	0	0	0	0	0
Reserved for Prepaid Items	0	0	0	0	0	0
Unreserved, Reported in Special Revenue Funds	0	293,872	7,867	33,193	578,492	4,167
Total Fund Balances (Deficit)	0	296,110	7,867	33,193	578,492	4,167
Total Liabilities and Fund Balances	\$ 40,076	\$ 761,047	\$ 7,867	\$ 33,193	\$ 590,230	\$ 4,167

(continued)

City of Delaware, Ohio
Combining Balance Sheet
Nonmajor Special Revenue Funds
December 31, 2009

(continued)

	<i>Law</i>					
	<i>Police</i>	<i>Enforcement</i>	<i>Park Exaction</i>	<i>Computer</i>	<i>Court Special</i>	<i>Indigent</i>
	<i>Judgment</i>	<i>Trust</i>	<i>Fees</i>	<i>Legal Research</i>	<i>Projects</i>	<i>EMHA</i>
Assets						
Equity in Pooled Cash and Cash Equivalents	\$ 24,867	\$ 972	\$ 242,788	\$ 86,770	\$ 145,531	\$ 36,514
Receivables:						
Income Taxes	0	0	0	0	0	0
Property Taxes	0	0	0	0	0	0
Accounts	0	0	0	0	0	0
Loans	0	0	0	0	0	0
Payments in Lieu of Taxes	0	0	0	0	0	0
Restricted Assets:						
Retainage Accounts	0	0	0	0	0	0
Customer Deposits	0	0	0	0	0	0
Prepaid Items	0	0	0	0	0	0
Materials and Supplies Inventory	0	0	0	0	0	0
Due From:						
Federal Government	0	0	0	0	0	0
State Government	0	0	0	0	0	0
County Government	0	0	0	0	0	0
Other Funds	0	0	0	18,861	18,425	0
Total Assets	\$ 24,867	\$ 972	\$ 242,788	\$ 105,631	\$ 163,956	\$ 36,514
Liabilities and Fund Balances						
Liabilities						
Accounts Payable	\$ 0	\$ 0	\$ 0	\$ 1,691	\$ 495	\$ 286
Accrued Wages & Benefits	0	0	0	0	0	0
Compensated Absences Payable-Matured	0	0	0	0	0	0
Interfund Payable	0	0	0	0	0	0
Due to Other Funds	0	0	0	0	0	0
Due to Others	0	0	0	0	0	0
Deferred Revenue	0	0	0	0	0	0
Payables from Restricted Assets:						
Retainage Payable	0	0	0	0	0	0
Customer Deposits	0	0	0	0	0	0
Notes Payable	0	0	0	0	0	0
Total Liabilities	0	0	0	1,691	495	286
Fund Balances						
Reserved for Encumbrances	920	0	26,458	1,682	944	0
Reserved for Loans	0	0	0	0	0	0
Reserved for Prepaid Items	0	0	0	0	0	0
Unreserved, Reported in Special Revenue Funds	23,947	972	216,330	102,258	162,517	36,228
Total Fund Balances (Deficit)	24,867	972	242,788	103,940	163,461	36,228
Total Liabilities and Fund Balances	\$ 24,867	\$ 972	\$ 242,788	\$ 105,631	\$ 163,956	\$ 36,514

(continued)

City of Delaware, Ohio
Combining Balance Sheet
Nonmajor Special Revenue Funds
December 31, 2009

(continued)

	<i>Probation Services</i>	<i>Police & Fire Pension</i>	<i>FEMA</i>	<i>Community Dev. Block Grant</i>	<i>Revolving Loan</i>	<i>Housing Program Income</i>
Assets						
Equity in Pooled Cash and Cash Equivalents	\$ 156,688	\$ 0	\$ 0	\$ 0	\$ 607,553	\$ 17,878
Receivables:						
Income Taxes	0	0	0	0	0	0
Property Taxes	0	433,010	0	0	0	0
Accounts	0	0	0	0	0	0
Loans	0	0	0	0	1,245,613	0
Payments in Lieu of Taxes	0	0	0	0	0	0
Restricted Assets:						
Retainage Accounts	0	0	0	5,751	0	0
Customer Deposits	0	0	0	0	0	0
Prepaid Items	0	0	0	0	0	0
Materials and Supplies Inventory	0	0	0	0	0	0
Due From:						
Federal Government	0	0	0	28,027	0	0
State Government	0	21,652	0	0	0	0
County Government	0	0	0	0	0	0
Other Funds	22,222	0	0	0	0	0
Total Assets	\$ 178,910	\$ 454,662	\$ 0	\$ 33,778	\$ 1,853,166	\$ 17,878
Liabilities and Fund Balances						
Liabilities						
Accounts Payable	\$ 0	\$ 0	\$ 0	\$ 0	\$ 0	\$ 0
Accrued Wages & Benefits	0	0	0	0	0	0
Compensated Absences Payable-Matured	0	0	0	0	0	0
Interfund Payable	0	0	0	20,488	0	0
Due to Other Funds	0	0	0	0	0	0
Due to Others	0	0	0	0	0	0
Deferred Revenue	0	454,662	0	0	0	0
Payables from Restricted Assets:						
Retainage Payable	0	0	0	5,751	0	0
Customer Deposits	0	0	0	0	0	0
Notes Payable	0	0	0	0	0	0
Total Liabilities	0	454,662	0	26,239	0	0
Fund Balances						
Reserved for Encumbrances	0	0	0	12,733	0	0
Reserved for Loans	0	0	0	0	1,245,613	0
Reserved for Prepaid Items	0	0	0	0	0	0
Unreserved, Reported in Special Revenue Funds	178,910	0	0	(5,194)	607,553	17,878
Total Fund Balances (Deficit)	178,910	0	0	7,539	1,853,166	17,878
Total Liabilities and Fund Balances	\$ 178,910	\$ 454,662	\$ 0	\$ 33,778	\$ 1,853,166	\$ 17,878

(continued)

City of Delaware, Ohio
Combining Balance Sheet
Nonmajor Special Revenue Funds
December 31, 2009

(continued)

	<i>ONSP Grant</i>	<i>CHIP 2007</i>	<i>Fire Donations</i>	<i>Park Donations</i>	<i>Police Donations</i>	<i>Mayor Donations</i>
Assets						
Equity in Pooled Cash and Cash Equivalents	\$ 0	\$ 0	\$ 4,662	\$ 16,755	\$ 14,156	\$ 4,110
Receivables:						
Income Taxes	0	0	0	0	0	0
Property Taxes	0	0	0	0	0	0
Accounts	0	0	0	0	0	0
Loans	0	0	0	0	0	0
Payments in Lieu of Taxes	0	0	0	0	0	0
Restricted Assets:						
Retainage Accounts	0	0	0	0	0	0
Customer Deposits	0	0	0	0	0	0
Prepaid Items	0	0	0	0	0	0
Materials and Supplies Inventory	0	0	0	0	0	0
Due From:						
Federal Government	0	0	0	0	0	0
State Government	0	0	0	0	0	0
County Government	0	0	0	0	0	0
Other Funds	0	0	0	0	0	0
Total Assets	\$ 0	\$ 0	\$ 4,662	\$ 16,755	\$ 14,156	\$ 4,110
Liabilities and Fund Balances						
Liabilities						
Accounts Payable	\$ 0	\$ 0	\$ 0	\$ 0	\$ 0	\$ 0
Accrued Wages & Benefits	0	0	0	0	0	0
Compensated Absences Payable-Matured	0	0	0	0	0	0
Interfund Payable	14,717	0	0	0	0	0
Due to Other Funds	0	0	0	0	0	0
Due to Others	0	0	0	0	0	0
Deferred Revenue	0	0	0	0	0	0
Payables from Restricted Assets:						
Retainage Payable	0	0	0	0	0	0
Customer Deposits	0	0	0	0	0	0
Notes Payable	0	0	0	0	0	0
Total Liabilities	14,717	0	0	0	0	0
Fund Balances						
Reserved for Encumbrances	0	0	0	0	2,165	0
Reserved for Loans	0	0	0	0	0	0
Reserved for Prepaid Items	0	0	0	0	0	0
Unreserved, Reported in Special Revenue Funds	(14,717)	0	4,662	16,755	11,991	4,110
Total Fund Balances (Deficit)	(14,717)	0	4,662	16,755	14,156	4,110
Total Liabilities and Fund Balances	\$ 0	\$ 0	\$ 4,662	\$ 16,755	\$ 14,156	\$ 4,110

(continued)

City of Delaware, Ohio
Combining Balance Sheet
Nonmajor Special Revenue Funds
December 31, 2009

(continued)

	<i>Project Trust</i>	<i>Unclaimed Funds</i>	<i>Total</i>
Assets			
Equity in Pooled Cash and Cash Equivalents	\$ 471,124	\$ 10,497	\$ 4,219,531
Receivables:			
Income Taxes	0	0	361,818
Property Taxes	0	0	433,010
Accounts	0	0	1,398
Loans	0	0	1,245,613
Payments in Lieu of Taxes	0	0	218,394
Restricted Assets:			
Retainage Accounts	0	0	22,400
Customer Deposits	0	0	11,510
Prepaid Items	0	0	12,481
Materials and Supplies Inventory	0	0	34,453
Due From:			
Federal Government	0	0	28,027
State Government	0	0	728,393
County Government	0	0	410,061
Other Funds	0	0	72,770
Total Assets	\$ 471,124	\$ 10,497	\$ 7,799,859
Liabilities and Fund Balances			
Liabilities			
Accounts Payable	\$ 0	\$ 0	\$ 107,149
Accrued Wages & Benefits	0	0	116,959
Compensated Absences Payable-Matured	0	0	60,925
Interfund Payable	0	0	35,205
Due to Other Funds	0	0	77,123
Due to Others	0	0	335,064
Deferred Revenue	0	0	1,700,437
Payables from Restricted Assets:			
Retainage Payable	0	0	22,400
Customer Deposits	0	0	11,510
Notes Payable	0	0	90,000
Total Liabilities	0	0	2,556,772
Fund Balances			
Reserved for Encumbrances	0	0	124,504
Reserved for Loans	0	0	1,245,613
Reserved for Prepaid Items	0	0	12,481
Unreserved, Reported in Special Revenue Funds	471,124	10,497	3,860,489
Total Fund Balances (Deficit)	471,124	10,497	5,243,087
Total Liabilities and Fund Balances	\$ 471,124	\$ 10,497	\$ 7,799,859

City of Delaware, Ohio
Combining Balance Sheet
Nonmajor Debt Service Funds
December 31, 2009

	<i>General Obligation Bond Retirement</i>	<i>Special Assessment Bond Retirement</i>	<i>Total</i>
Assets			
Equity in Pooled Cash and Cash Equivalents	\$ 74,141	\$ 40	\$ 74,181
Special Assessments Receivable	<u>0</u>	<u>23,000</u>	<u>23,000</u>
<i>Total Assets</i>	<u>\$ 74,141</u>	<u>\$ 23,040</u>	<u>\$ 97,181</u>
Liabilities and Fund Balances			
Liabilities			
Advances to Other Funds	\$ 114,765	\$ 0	\$ 114,765
Deferred Revenue	<u>0</u>	<u>23,000</u>	<u>23,000</u>
<i>Total Liabilities</i>	<u>114,765</u>	<u>23,000</u>	<u>137,765</u>
Unreserved, Reported in Debt Service Funds	<u>(40,624)</u>	<u>40</u>	<u>(40,584)</u>
<i>Total Fund Balances</i>	<u>(40,624)</u>	<u>40</u>	<u>(40,584)</u>
<i>Total Liabilities and Fund Balances</i>	<u>\$ 74,141</u>	<u>\$ 23,040</u>	<u>\$ 97,181</u>

City of Delaware, Ohio
 Combining Balance Sheet
 Nonmajor Capital Projects Funds
 December 31, 2009

	<i>FAA Airport</i>			
	<i>FAA Airport</i>	<i>Allocation</i>	<i>Equipment</i>	
	<i>Expansion</i>	<i>Improvements</i>	<i>Replacement</i>	<i>Park Impact Fees</i>
Assets				
Equity in Pooled Cash and Cash Equivalents	\$ 16,221	\$ 19,528	\$ 434,774	\$ 337,634
Payments in Lieu of Taxes; Receivable	<u>0</u>	<u>0</u>	<u>0</u>	<u>0</u>
<i>Total Assets</i>	<u>\$ 16,221</u>	<u>\$ 19,528</u>	<u>\$ 434,774</u>	<u>\$ 337,634</u>
Liabilities and Fund Balances				
Liabilities				
Accounts Payable	\$ 0	\$ 13,120	\$ 0	\$ 0
Deferred Revenue	0	0	0	0
Notes Payable	<u>0</u>	<u>0</u>	<u>0</u>	<u>100,000</u>
<i>Total Liabilities</i>	<u>0</u>	<u>13,120</u>	<u>0</u>	<u>100,000</u>
Fund Balances				
Reserved for Encumbrances	0	154,641	0	0
Unreserved, Report in Capital Projects Funds	<u>16,221</u>	<u>(148,233)</u>	<u>434,774</u>	<u>237,634</u>
<i>Total Fund Balances (Deficit)</i>	<u>16,221</u>	<u>6,408</u>	<u>434,774</u>	<u>237,634</u>
<i>Total Liabilities and Fund Balances</i>	<u>\$ 16,221</u>	<u>\$ 19,528</u>	<u>\$ 434,774</u>	<u>\$ 337,634</u>

(continued)

City of Delaware, Ohio
Combining Balance Sheet
Nonmajor Capital Projects Funds
December 31, 2009

(continued)

	<i>Police Impact Fees</i>	<i>Fire Impact Fees</i>	<i>Municipal Impact Fees</i>	<i>Glenn Rd M Construction</i>	<i>Glenn Rd N Construction</i>
Assets					
Equity in Pooled Cash and Cash Equivalents	\$ 416,925	\$ 1,222,530	\$ 471,762	\$ 18,760	\$ 1,863,678
Payments in Lieu of Taxes	<u>0</u>	<u>0</u>	<u>0</u>	<u>0</u>	<u>57,565</u>
<i>Total Assets</i>	<u>\$ 416,925</u>	<u>\$ 1,222,530</u>	<u>\$ 471,762</u>	<u>\$ 18,760</u>	<u>\$ 1,921,243</u>
Liabilities and Fund Balances					
Liabilities					
Accounts Payable	\$ 0	\$ 0	\$ 2,386	\$ 0	\$ 0
Deferred Revenue	0	0	0	0	57,565
Notes Payable	<u>1,100,000</u>	<u>0</u>	<u>2,400,000</u>	<u>370,000</u>	<u>2,390,000</u>
<i>Total Liabilities</i>	<u>1,100,000</u>	<u>0</u>	<u>2,402,386</u>	<u>370,000</u>	<u>2,447,565</u>
Fund Balances:					
Reserved for Encumbrances	0	0	0	0	85,746
Unreserved, Report in Capital Projects Funds	<u>(683,075)</u>	<u>1,222,530</u>	<u>(1,930,624)</u>	<u>(351,240)</u>	<u>(612,068)</u>
<i>Total Fund Balances (Deficit)</i>	<u>(683,075)</u>	<u>1,222,530</u>	<u>(1,930,624)</u>	<u>(351,240)</u>	<u>(526,322)</u>
<i>Total Liabilities and Fund Balances</i>	<u>\$ 416,925</u>	<u>\$ 1,222,530</u>	<u>\$ 471,762</u>	<u>\$ 18,760</u>	<u>\$ 1,921,243</u>

(continued)

City of Delaware, Ohio
 Combining Balance Sheet
 Nonmajor Capital Projects Funds
 December 31, 2009

(continued)

	<u>Total</u>
Assets	
Equity in Pooled Cash and Cash Equivalents	\$ 4,801,812
Payments in Lieu of Taxes	<u>57,565</u>
<i>Total Assets</i>	<u>\$ 4,859,377</u>
Liabilities and Fund Balances	
Liabilities	
Accounts Payable	\$ 15,506
Deferred Revenue	57,565
Notes Payable	<u>6,360,000</u>
<i>Total Liabilities</i>	<u>6,433,071</u>
Fund Balances:	
Reserved for Encumbrances	240,387
Unreserved, Report in Capital Projects Funds	<u>(1,814,081)</u>
<i>Total Fund Balances (Deficit)</i>	<u>(1,573,694)</u>
<i>Total Liabilities and Fund Balances</i>	<u>\$ 4,859,377</u>

City of Delaware, Ohio

Combining Statement of Revenues, Expenditures and Changes in Fund Balances (Deficits)

Nonmajor Governmental Funds

For the Year Ended December 31, 2009

	Nonmajor Special Revenue Funds	Nonmajor Debt Service Funds	Nonmajor Capital Projects Funds	Total Nonmajor Governmental Funds
Revenues				
Property Taxes	\$ 403,703	\$ 0	\$ 0	\$ 403,703
Income Taxes	1,187,799	0	0	1,187,799
Special Assessments	0	35,239	0	35,239
Payments in Lieu of Taxes	123,249	0	0	123,249
Intergovernmental	1,843,690	0	0	1,843,690
Interest	2,587	4,437	40,864	47,888
Fees, Licenses and Permits	315	0	0	315
Fines and Forfeitures	2,667,648	0	0	2,667,648
Impact Fees	0	0	293,296	293,296
Charges for Services	1,259,423	0	0	1,259,423
Contributions and Donations	11,760	0	0	11,760
Reimbursements	148,724	61,000	0	209,724
Miscellaneous	48,476	0	0	48,476
<i>Total Revenues</i>	<u>7,697,374</u>	<u>100,676</u>	<u>334,160</u>	<u>8,132,210</u>
Expenditures				
Current:				
Public Safety				
Police/911	263,289	0	0	263,289
Fire	223,918	0	0	223,918
Muni Court	2,774,856	0	0	2,774,856
Parks & Recreation	2,450,191	0	4,690	2,454,881
Community Development	112,915	0	0	112,915
Airport	674,027	0	13,120	687,147
Public Works	2,726,862	0	33,033	2,759,895
General Government	90,064	3,553	0	93,617
Capital Outlay	0	0	930,301	930,301
Debt Service:				
Principal Retirement	0	544,000	0	544,000
Interest and Fiscal Charges	1,967	354,263	139,457	495,687
<i>Total Expenditures</i>	<u>9,318,089</u>	<u>901,816</u>	<u>1,120,601</u>	<u>11,340,506</u>
<i>Excess of Revenues Over (Under) Expenditures</i>	<u>(1,620,715)</u>	<u>(801,140)</u>	<u>(786,441)</u>	<u>(3,208,296)</u>
Other Financing Sources (Uses)				
Sale of Assets	1,044	0	0	1,044
Transfers In	2,787,327	860,587	283,388	3,931,302
Transfers Out	(997,604)	(5,000)	(234,293)	(1,236,897)
<i>Total Other Financing Sources (Uses)</i>	<u>1,790,767</u>	<u>855,587</u>	<u>49,095</u>	<u>2,695,449</u>
<i>Net Change in Fund Balances</i>	170,052	54,447	(737,346)	(512,847)
<i>Fund Balances (Deficits) Beginning of Year [as restarted]</i>	<u>5,073,035</u>	<u>(95,031)</u>	<u>(836,348)</u>	<u>4,141,656</u>
<i>Fund Balances (Deficits) End of Year</i>	<u>\$ 5,243,087</u>	<u>\$ (40,584)</u>	<u>\$ (1,573,694)</u>	<u>\$ 3,628,809</u>

City of Delaware, Ohio
*Combining Statement of Revenues,
 Expenditures and Changes in Fund Balances
 (Deficits)*
*Nonmajor Special Revenue Funds
 For the Year Ended December 31, 2009*

	<i>Street Maintenance & Repair</i>	<i>State Highway Improvement</i>	<i>License Fee</i>	<i>Parks & Recreation</i>	<i>Tree Replacement</i>
Revenues					
Property Taxes	\$ 0	\$ 0	\$ 0	\$ 0	\$ 0
Income Taxes	0	0	0	0	0
Payments in Lieu of Taxes	0	0	0	0	0
Intergovernmental	1,175,548	95,369	346,963	0	0
Interest	0	584	412	0	0
Fees, Licenses and Permits	315	0	0	0	0
Fines and Forfeitures	0	0	0	0	0
Charges for Services	0	0	0	412,909	0
Contributions and Donations	0	0	0	0	0
Reimbursements	0	21,414	0	3,223	0
Miscellaneous	0	0	0	20,819	6,325
<i>Total Revenues</i>	<u>1,175,863</u>	<u>117,367</u>	<u>347,375</u>	<u>436,951</u>	<u>6,325</u>
Expenditures					
Current:					
Public Safety					
Police/911	0	0	0	0	0
Fire	0	0	0	0	0
Muni Court	0	0	0	0	0
Parks & Recreation	0	0	0	1,417,473	0
Community Development	0	0	0	0	0
Airport	0	0	0	0	0
Public Works	1,931,484	294,388	316,702	0	0
General Government	0	0	0	0	45,539
Debt Service:					
Interest and Fiscal Charges	0	0	0	0	0
<i>Total Expenditures</i>	<u>1,931,484</u>	<u>294,388</u>	<u>316,702</u>	<u>1,417,473</u>	<u>45,539</u>
<i>Excess of Revenues Over (Under) Expenditures</i>	<u>(755,621)</u>	<u>(177,021)</u>	<u>30,673</u>	<u>(980,522)</u>	<u>(39,214)</u>
Other Financing Sources (Uses)					
Sale of Assets	721	0	0	323	0
Transfers In	1,120,000	0	0	995,000	35,000
Transfers Out	(300,000)	0	0	0	0
<i>Total Other Financing Sources (Uses)</i>	<u>820,721</u>	<u>0</u>	<u>0</u>	<u>995,323</u>	<u>35,000</u>
<i>Net Change in Fund Balances</i>	65,100	(177,021)	30,673	14,801	(4,214)
<i>Fund Balances (Deficits) Beginning of Year [as restarted]</i>	<u>366,468</u>	<u>224,784</u>	<u>106,050</u>	<u>93,477</u>	<u>60,881</u>
<i>Fund Balances (Deficits) End of Year</i>	<u>\$ 431,568</u>	<u>\$ 47,763</u>	<u>\$ 136,723</u>	<u>\$ 108,278</u>	<u>\$ 56,667</u>

(continued)

City of Delaware, Ohio
Combining Statement of Revenues,
Expenditures and Changes in Fund Balances
(Deficits)
Nonmajor Special Revenue Funds
For the Year Ended December 31, 2009

(continued)

	Court/Police					
	Airport Improvement	Airport T- Hangars	Building Income Tax	Rec Center Income Tax	Airport TIF	Glenn Rd Bridge TIF
Revenues						
Property Taxes	\$ 0	\$ 0	\$ 0	\$ 0	\$ 0	\$ 0
Income Taxes	0	0	3,050	1,184,749	0	0
Payments in Lieu of Taxes	0	0	0	0	22,362	61,100
Intergovernmental	0	0	0	0	0	8,328
Interest	0	0	0	0	0	315
Fees, Licenses and Permits	0	0	0	0	0	0
Fines and Forfeitures	0	0	0	0	0	0
Charges for Services	502,402	89,500	0	0	0	0
Contributions and Donations	0	0	0	0	0	0
Reimbursements	33,238	0	0	0	0	0
Miscellaneous	4,395	300	0	0	0	0
<i>Total Revenues</i>	<u>540,035</u>	<u>89,800</u>	<u>3,050</u>	<u>1,184,749</u>	<u>22,362</u>	<u>69,743</u>
Expenditures						
Current:						
Public Safety						
Police/911	0	0	0	0	0	0
Fire	0	0	0	0	0	0
Muni Court	0	0	0	0	0	0
Parks & Recreation	0	0	0	964,049	0	0
Community Development	0	0	0	0	0	0
Airport	594,987	18,040	0	0	61,000	0
Public Works	0	0	0	0	0	155,339
General Government	0	0	575	0	0	0
Debt Service:						
Interest and Fiscal Charges	0	0	0	0	0	1,967
<i>Total Expenditures</i>	<u>594,987</u>	<u>18,040</u>	<u>575</u>	<u>964,049</u>	<u>61,000</u>	<u>157,306</u>
<i>Excess of Revenues Over (Under) Expenditures</i>	<u>(54,952)</u>	<u>71,760</u>	<u>2,475</u>	<u>220,700</u>	<u>(38,638)</u>	<u>(87,563)</u>
Other Financing Sources (Uses)						
Sale of Assets	0	0	0	0	0	0
Transfers In	109,286	0	0	0	0	0
Transfers Out	0	(127,635)	0	0	0	0
<i>Total Other Financing Sources (Uses)</i>	<u>109,286</u>	<u>(127,635)</u>	<u>0</u>	<u>0</u>	<u>0</u>	<u>0</u>
<i>Net Change in Fund Balances</i>	54,334	(55,875)	2,475	220,700	(38,638)	(87,563)
<i>Fund Balances (Deficits) Beginning of Year [as restated]</i>	<u>159,537</u>	<u>260,183</u>	<u>1,917</u>	<u>0</u>	<u>39,637</u>	<u>(150,784)</u>
<i>Fund Balances (Deficits) End of Year</i>	<u>\$ 213,871</u>	<u>\$ 204,308</u>	<u>\$ 4,392</u>	<u>\$ 220,700</u>	<u>\$ 999</u>	<u>\$ (238,347)</u>

(continued)

City of Delaware, Ohio
Combining Statement of Revenues,
Expenditures and Changes in Fund Balances
(Deficits)
Nonmajor Special Revenue Funds
For the Year Ended December 31, 2009

(continued)

	Sky Climber/ V&P TIF	Municipal Court	IDIAM	Drug Enforcement	Court Alcohol Treatment	OMVI Enforcement & Education
Revenues						
Property Taxes	\$ 0	\$ 0	\$ 0	\$ 0	\$ 0	\$ 0
Income Taxes	0	0	0	0	0	0
Payments in Lieu of Taxes	39,787	0	0	0	0	0
Intergovernmental	0	0	0	0	0	0
Interest	0	0	0	0	0	0
Fees, Licenses and Permits	0	0	0	0	0	0
Fines and Forfeitures	0	1,845,837	7,867	5,554	51,518	2,077
Charges for Services	0	216,879	0	0	0	0
Contributions and Donations	0	0	0	0	0	0
Reimbursements	0	90,849	0	0	0	0
Miscellaneous	0	12,924	0	0	0	0
<i>Total Revenues</i>	<u>39,787</u>	<u>2,166,489</u>	<u>7,867</u>	<u>5,554</u>	<u>51,518</u>	<u>2,077</u>
Expenditures						
Current:						
Public Safety						
Police/911	0	0	0	2,503	0	0
Fire	0	0	0	0	0	0
Muni Court	0	2,442,260	0	0	2,128	3,709
Parks & Recreation	0	0	0	0	0	0
Community Development	0	0	0	0	0	0
Airport	0	0	0	0	0	0
Public Works	0	0	0	0	0	0
General Government	39,787	0	0	0	0	0
Debt Service:						
Interest and Fiscal Charges	0	0	0	0	0	0
<i>Total Expenditures</i>	<u>39,787</u>	<u>2,442,260</u>	<u>0</u>	<u>2,503</u>	<u>2,128</u>	<u>3,709</u>
<i>Excess of Revenues Over (Under) Expenditures</i>	<u>0</u>	<u>(275,771)</u>	<u>7,867</u>	<u>3,051</u>	<u>49,390</u>	<u>(1,632)</u>
Other Financing Sources (Uses)						
Sale of Assets	0	0	0	0	0	0
Transfers In	0	528,025	0	0	0	0
Transfers Out	0	0	0	0	0	0
<i>Total Other Financing Sources (Uses)</i>	<u>0</u>	<u>528,025</u>	<u>0</u>	<u>0</u>	<u>0</u>	<u>0</u>
<i>Net Change in Fund Balances</i>	0	252,254	7,867	3,051	49,390	(1,632)
<i>Fund Balances (Deficits) Beginning of Year [as restated]</i>	<u>0</u>	<u>43,856</u>	<u>0</u>	<u>30,142</u>	<u>529,102</u>	<u>5,799</u>
<i>Fund Balances (Deficits) End of Year</i>	<u>\$ 0</u>	<u>\$ 296,110</u>	<u>\$ 7,867</u>	<u>\$ 33,193</u>	<u>\$ 578,492</u>	<u>\$ 4,167</u>

(continued)

City of Delaware, Ohio
*Combining Statement of Revenues,
 Expenditures and Changes in Fund Balances
 (Deficits)
 Nonmajor Special Revenue Funds
 For the Year Ended December 31, 2009*

(continued)

	<i>Law</i>					
	<i>Police Judgment</i>	<i>Enforcement Trust</i>	<i>Park Exaction Fees</i>	<i>Computer Legal Research</i>	<i>Court Special Projects</i>	<i>Indigent EMHA</i>
Revenues						
Property Taxes	\$ 0	\$ 0	\$ 0	\$ 0	\$ 0	\$ 0
Income Taxes	0	0	0	0	0	0
Payments in Lieu of Taxes	0	0	0	0	0	0
Intergovernmental	0	0	0	0	0	0
Interest	0	0	0	0	0	0
Fees, Licenses and Permits	0	0	0	0	0	0
Fines and Forfeitures	6,614	0	0	269,411	217,237	3,421
Charges for Services	0	0	0	0	0	0
Contributions and Donations	0	0	0	0	0	0
Reimbursements	0	0	0	0	0	0
Miscellaneous	0	0	0	0	0	0
<i>Total Revenues</i>	<u>6,614</u>	<u>0</u>	<u>0</u>	<u>269,411</u>	<u>217,237</u>	<u>3,421</u>
Expenditures						
Current:						
Public Safety						
Police/911	33,076	0	0	0	0	0
Fire	0	0	0	0	0	0
Muni Court	0	0	0	231,151	76,867	2,906
Parks & Recreation	0	0	68,669	0	0	0
Community Development	0	0	0	0	0	0
Airport	0	0	0	0	0	0
Public Works	0	0	0	0	0	0
General Government	0	0	0	0	0	0
Debt Service:						
Interest and Fiscal Charges	0	0	0	0	0	0
<i>Total Expenditures</i>	<u>33,076</u>	<u>0</u>	<u>68,669</u>	<u>231,151</u>	<u>76,867</u>	<u>2,906</u>
<i>Excess of Revenues Over (Under) Expenditures</i>	<u>(26,462)</u>	<u>0</u>	<u>(68,669)</u>	<u>38,260</u>	<u>140,370</u>	<u>515</u>
Other Financing Sources (Uses)						
Sale of Assets	0	0	0	0	0	0
Transfers In	0	0	0	0	0	0
Transfers Out	0	0	0	(243,825)	(150,000)	0
<i>Total Other Financing Sources (Uses)</i>	<u>0</u>	<u>0</u>	<u>0</u>	<u>(243,825)</u>	<u>(150,000)</u>	<u>0</u>
<i>Net Change in Fund Balances</i>	(26,462)	0	(68,669)	(205,565)	(9,630)	515
<i>Fund Balances (Deficits) Beginning of Year [as restated]</i>	<u>51,329</u>	<u>972</u>	<u>311,457</u>	<u>309,505</u>	<u>173,091</u>	<u>35,713</u>
<i>Fund Balances (Deficits) End of Year</i>	<u>\$ 24,867</u>	<u>\$ 972</u>	<u>\$ 242,788</u>	<u>\$ 103,940</u>	<u>\$ 163,461</u>	<u>\$ 36,228</u>

(continued)

City of Delaware, Ohio
 Combining Statement of Revenues,
 Expenditures and Changes in Fund Balances
 (Deficits)
 Nonmajor Special Revenue Funds
 For the Year Ended December 31, 2009

(continued)

	<i>Probation Services</i>	<i>Police & Fire Pension</i>	<i>FEMA</i>	<i>Community Dev. Block Grant</i>	<i>Revolving Loan</i>	<i>Housing Program Income</i>
Revenues						
Property Taxes	\$ 0	\$ 403,703	\$ 0	\$ 0	\$ 0	\$ 0
Income Taxes	0	0	0	0	0	0
Payments in Lieu of Taxes	0	0	0	0	0	0
Intergovernmental	0	40,677	23,683	153,122	0	0
Interest	0	0	0	0	1,276	0
Fees, Licenses and Permits	0	0	0	0	0	0
Fines and Forfeitures	258,112	0	0	0	0	0
Charges for Services	0	0	0	0	37,733	0
Contributions and Donations	0	0	0	0	0	750
Reimbursements	0	0	0	0	0	0
Miscellaneous	0	0	0	0	0	0
<i>Total Revenues</i>	<u>258,112</u>	<u>444,380</u>	<u>23,683</u>	<u>153,122</u>	<u>39,009</u>	<u>750</u>
Expenditures						
Current:						
Public Safety						
Police/911	0	223,918	0	0	0	0
Fire	0	223,918	0	0	0	0
Muni Court	15,835	0	0	0	0	0
Parks & Recreation	0	0	0	0	0	0
Community Development	0	0	0	85,824	4,362	8,012
Airport	0	0	0	0	0	0
Public Works	0	0	1	0	0	0
General Government	0	0	0	0	0	0
Debt Service:						
Interest and Fiscal Charges	0	0	0	0	0	0
<i>Total Expenditures</i>	<u>15,835</u>	<u>447,836</u>	<u>1</u>	<u>85,824</u>	<u>4,362</u>	<u>8,012</u>
<i>Excess of Revenues Over (Under) Expenditures</i>	<u>242,277</u>	<u>(3,456)</u>	<u>23,682</u>	<u>67,298</u>	<u>34,647</u>	<u>(7,262)</u>
Other Financing Sources (Uses)						
Sale of Assets	0	0	0	0	0	0
Transfers In	0	0	0	0	0	0
Transfers Out	(134,200)	0	0	0	0	0
<i>Total Other Financing Sources (Uses)</i>	<u>(134,200)</u>	<u>0</u>	<u>0</u>	<u>0</u>	<u>0</u>	<u>0</u>
<i>Net Change in Fund Balances</i>	108,077	(3,456)	23,682	67,298	34,647	(7,262)
<i>Fund Balances (Deficits) Beginning of Year [as restarted]</i>	<u>70,833</u>	<u>3,456</u>	<u>(23,682)</u>	<u>(59,759)</u>	<u>1,818,519</u>	<u>25,140</u>
<i>Fund Balances (Deficits) End of Year</i>	<u>\$ 178,910</u>	<u>\$ 0</u>	<u>\$ 0</u>	<u>\$ 7,539</u>	<u>\$ 1,853,166</u>	<u>\$ 17,878</u>

(continued)

City of Delaware, Ohio
 Combining Statement of Revenues,
 Expenditures and Changes in Fund Balances
 (Deficits)
 Nonmajor Special Revenue Funds
 For the Year Ended December 31, 2009

(continued)

	<i>ONSP Grant</i>	<i>CHIP 2007</i>	<i>Fire Donations</i>	<i>Park Donations</i>	<i>Police Donations</i>	<i>Mayor Donations</i>
Revenues						
Property Taxes	\$ 0	\$ 0	\$ 0	\$ 0	\$ 0	\$ 0
Income Taxes	0	0	0	0	0	0
Payments in Lieu of Taxes	0	0	0	0	0	0
Intergovernmental	0	0	0	0	0	0
Interest	0	0	0	0	0	0
Fees, Licenses and Permits	0	0	0	0	0	0
Fines and Forfeitures	0	0	0	0	0	0
Charges for Services	0	0	0	0	0	0
Contributions and Donations	0	0	1,000	0	6,690	3,320
Reimbursements	0	0	0	0	0	0
Miscellaneous	0	0	0	0	0	0
<i>Total Revenues</i>	<u>0</u>	<u>0</u>	<u>1,000</u>	<u>0</u>	<u>6,690</u>	<u>3,320</u>
Expenditures						
Current:						
Public Safety						
Police/911	0	0	0	0	3,792	0
Fire	0	0	0	0	0	0
Muni Court	0	0	0	0	0	0
Parks & Recreation	0	0	0	0	0	0
Community Development	14,717	0	0	0	0	0
Airport	0	0	0	0	0	0
Public Works	0	0	0	0	0	0
General Government	0	0	0	0	0	4,163
Debt Service:						
Interest and Fiscal Charges	0	0	0	0	0	0
<i>Total Expenditures</i>	<u>14,717</u>	<u>0</u>	<u>0</u>	<u>0</u>	<u>3,792</u>	<u>4,163</u>
<i>Excess of Revenues Over (Under) Expenditures</i>	<u>(14,717)</u>	<u>0</u>	<u>1,000</u>	<u>0</u>	<u>2,898</u>	<u>(843)</u>
Other Financing Sources (Uses)						
Sale of Assets	0	0	0	0	0	0
Transfers In	0	16	0	0	0	0
Transfers Out	0	0	0	0	0	0
<i>Total Other Financing Sources (Uses)</i>	<u>0</u>	<u>16</u>	<u>0</u>	<u>0</u>	<u>0</u>	<u>0</u>
<i>Net Change in Fund Balances</i>	<u>(14,717)</u>	<u>16</u>	<u>1,000</u>	<u>0</u>	<u>2,898</u>	<u>(843)</u>
<i>Fund Balances (Deficits) Beginning of Year [as restated]</i>	<u>0</u>	<u>(16)</u>	<u>3,662</u>	<u>16,755</u>	<u>11,258</u>	<u>4,953</u>
<i>Fund Balances (Deficits) End of Year</i>	<u>\$ (14,717)</u>	<u>\$ 0</u>	<u>\$ 4,662</u>	<u>\$ 16,755</u>	<u>\$ 14,156</u>	<u>\$ 4,110</u>

(continued)

City of Delaware, Ohio
*Combining Statement of Revenues,
 Expenditures and Changes in Fund Balances
 (Deficits)
 Nonmajor Special Revenue Funds
 For the Year Ended December 31, 2009*

(continued)

	<i>Unclaimed</i>		<i>Total</i>
	<i>Project Trust</i>	<i>Funds</i>	
Revenues			
Property Taxes	\$ 0	\$ 0	\$ 403,703
Income Taxes	0	0	1,187,799
Payments in Lieu of Taxes	0	0	123,249
Intergovernmental	0	0	1,843,690
Interest	0	0	2,587
Fees, Licenses and Permits	0	0	315
Fines and Forfeitures	0	0	2,667,648
Charges for Services	0	0	1,259,423
Contributions and Donations	0	0	11,760
Reimbursements	0	0	148,724
Miscellaneous	0	3,713	48,476
<i>Total Revenues</i>	<u>0</u>	<u>3,713</u>	<u>7,697,374</u>
Expenditures			
Current:			
Public Safety			
Police/911	0	0	263,289
Fire	0	0	223,918
Muni Court	0	0	2,774,856
Parks & Recreation	0	0	2,450,191
Community Development	0	0	112,915
Airport	0	0	674,027
Public Works	28,948	0	2,726,862
General Government	0	0	90,064
Debt Service:			
Interest and Fiscal Charges	0	0	1,967
<i>Total Expenditures</i>	<u>28,948</u>	<u>0</u>	<u>9,318,089</u>
<i>Excess of Revenues Over (Under) Expenditures</i>	<u>(28,948)</u>	<u>3,713</u>	<u>(1,620,715)</u>
Other Financing Sources (Uses)			
Sale of Assets	0	0	1,044
Transfers In	0	0	2,787,327
Transfers Out	0	(41,944)	(997,604)
<i>Total Other Financing Sources (Uses)</i>	<u>0</u>	<u>(41,944)</u>	<u>1,790,767</u>
<i>Net Change in Fund Balances</i>	(28,948)	(38,231)	170,052
<i>Fund Balances (Deficits) Beginning of Year [as restituted]</i>	<u>500,072</u>	<u>48,728</u>	<u>5,073,035</u>
<i>Fund Balances (Deficits) End of Year</i>	<u>\$ 471,124</u>	<u>\$ 10,497</u>	<u>\$ 5,243,087</u>

City of Delaware, Ohio
*Combining Statement of Revenues,
Expenditures and Changes in Fund Balances
(Deficits)*
Nonmajor Debt Service Funds
For the Year Ended December 31, 2009

	<i>General Obligation Bond Retirement</i>	<i>Special Assessment Bond Retirement</i>	<i>Total</i>
Revenues			
Special Assessments	\$ 0	\$ 35,239	\$ 35,239
Interest	4,399	38	4,437
Reimbursements	<u>61,000</u>	<u>0</u>	<u>61,000</u>
<i>Total Revenues</i>	<u>65,399</u>	<u>35,277</u>	<u>100,676</u>
Expenditures			
Current:			
General Government	3,553	0	3,553
Debt Service:			
Principal Retirement	505,000	39,000	544,000
Interest and Fiscal Charges	<u>350,586</u>	<u>3,677</u>	<u>354,263</u>
<i>Total Expenditures</i>	<u>859,139</u>	<u>42,677</u>	<u>901,816</u>
<i>Excess of Revenues Over (Under) Expenditures</i>	<u>(793,740)</u>	<u>(7,400)</u>	<u>(801,140)</u>
Other Financing Sources (Uses)			
Transfers In	855,587	5,000	860,587
Transfers Out	<u>(5,000)</u>	<u>0</u>	<u>(5,000)</u>
<i>Total Other Financing Sources (Uses)</i>	<u>850,587</u>	<u>5,000</u>	<u>855,587</u>
<i>Net Change in Fund Balances</i>	56,847	(2,400)	54,447
<i>Fund Balances (Deficits) Beginning of Year</i>	<u>(97,471)</u>	<u>2,440</u>	<u>(95,031)</u>
<i>Fund Balances (Deficits) End of Year</i>	<u>\$ (40,624)</u>	<u>\$ 40</u>	<u>\$ (40,584)</u>

City of Delaware, Ohio
*Combining Statement of Revenues,
Expenditures and Changes in Fund Balances
(Deficits)*
Nonmajor Capital Projects Funds
For the Year Ended December 31, 2009

	<i>FAA Airport Expansion</i>	<i>FAA Airport Allocation Improvements</i>	<i>Equipment Replacement</i>	<i>Park Impact Fees</i>
Revenues				
Interest	\$ 0	\$ 0	\$ 0	\$ 2,230
Impact Fees	<u>0</u>	<u>0</u>	<u>0</u>	<u>124,475</u>
<i>Total Revenues</i>	<u>0</u>	<u>0</u>	<u>0</u>	<u>126,705</u>
Expenditures				
Current:				
Parks & Recreation	0	0	0	4,690
Airport	0	13,120	0	0
Public Works	0	0	0	0
Capital Outlay	0	0	145,472	0
Debt Service:				
Interest and Fiscal Charges	<u>0</u>	<u>0</u>	<u>0</u>	<u>0</u>
<i>Total Expenditures</i>	<u>0</u>	<u>13,120</u>	<u>145,472</u>	<u>4,690</u>
<i>Excess of Revenues Over (Under) Expenditures</i>	<u>0</u>	<u>(13,120)</u>	<u>(145,472)</u>	<u>122,015</u>
Other Financing Sources (Uses)				
Transfers In	0	8,388	275,000	0
Transfers Out	<u>0</u>	<u>0</u>	<u>0</u>	<u>(234,293)</u>
<i>Total Other Financing Sources (Uses)</i>	<u>0</u>	<u>8,388</u>	<u>275,000</u>	<u>(234,293)</u>
<i>Net Change in Fund Balances</i>	0	(4,732)	129,528	(112,278)
<i>Fund Balances (Deficits) Beginning of Year</i>	<u>16,221</u>	<u>11,140</u>	<u>305,246</u>	<u>349,912</u>
<i>Fund Balances (Deficits) End of Year</i>	<u>\$ 16,221</u>	<u>\$ 6,408</u>	<u>\$ 434,774</u>	<u>\$ 237,634</u>

(continued)

City of Delaware, Ohio
*Combining Statement of Revenues,
Expenditures and Changes in Fund Balances
(Deficits)*
Nonmajor Capital Projects Funds
For the Year Ended December 31, 2009

(continued)

	<i>Police Impact Fees</i>	<i>Fire Impact Fees</i>	<i>Municipal Impact Fees</i>	<i>Glenn Rd M Construction</i>	<i>Glenn Rd N Construction</i>
Revenues					
Interest	\$ 9,606	\$ 3,059	\$ 19,880	\$ 177	\$ 5,912
Impact Fees	<u>48,753</u>	<u>61,737</u>	<u>58,331</u>	<u>0</u>	<u>0</u>
<i>Total Revenues</i>	<u>58,359</u>	<u>64,796</u>	<u>78,211</u>	<u>177</u>	<u>5,912</u>
Expenditures					
Current:					
Parks & Recreation	0	0	0	0	0
Airport	0	0	0	0	0
Public Works	0	0	0	223	32,810
Capital Outlay	197,358	0	400,748	109,260	77,463
Debt Service:					
Interest and Fiscal Charges	<u>27,424</u>	<u>0</u>	<u>62,326</u>	<u>5,533</u>	<u>44,174</u>
<i>Total Expenditures</i>	<u>224,782</u>	<u>0</u>	<u>463,074</u>	<u>115,016</u>	<u>154,447</u>
<i>Excess of Revenues Over (Under) Expenditures</i>	<u>(166,423)</u>	<u>64,796</u>	<u>(384,863)</u>	<u>(114,839)</u>	<u>(148,535)</u>
Other Financing Sources (Uses)					
Transfers In	0	0	0	0	0
Transfers Out	<u>0</u>	<u>0</u>	<u>0</u>	<u>0</u>	<u>0</u>
<i>Total Other Financing Sources (Uses)</i>	<u>0</u>	<u>0</u>	<u>0</u>	<u>0</u>	<u>0</u>
<i>Net Change in Fund Balances</i>	(166,423)	64,796	(384,863)	(114,839)	(148,535)
<i>Fund Balances (Deficits) Beginning of Year</i>	<u>(516,652)</u>	<u>1,157,734</u>	<u>(1,545,761)</u>	<u>(236,401)</u>	<u>(377,787)</u>
<i>Fund Balances (Deficits) End of Year</i>	<u>\$ (683,075)</u>	<u>\$ 1,222,530</u>	<u>\$ (1,930,624)</u>	<u>\$ (351,240)</u>	<u>\$ (526,322)</u>

(continued)

City of Delaware, Ohio
*Combining Statement of Revenues,
Expenditures and Changes in Fund Balances
(Deficits)
Nonmajor Capital Projects Funds
For the Year Ended December 31, 2009*

(continued)

	<u>Total</u>
Revenues	
Interest	\$ 40,864
Impact Fees	<u>293,296</u>
<i>Total Revenues</i>	<u>334,160</u>
Expenditures	
Current:	
Parks & Recreation	4,690
Airport	13,120
Public Works	33,033
Capital Outlay	930,301
Debt Service:	
Interest and Fiscal Charges	<u>139,457</u>
<i>Total Expenditures</i>	<u>1,120,601</u>
<i>Excess of Revenues Over (Under) Expenditures</i>	<u>(786,441)</u>
Other Financing Sources (Uses)	
Transfers In	283,388
Transfers Out	<u>(234,293)</u>
<i>Total Other Financing Sources (Uses)</i>	<u>49,095</u>
<i>Net Change in Fund Balances</i>	(737,346)
<i>Fund Balances (Deficits) Beginning of Year</i>	<u>(836,348)</u>
<i>Fund Balances (Deficits) End of Year</i>	<u>\$ (1,573,694)</u>

Combining Statements – Nonmajor Enterprise Funds

Enterprise Funds

Golf Course Fund – To account for funds received and used at the City’s Municipal Golf Course.

Parking Lots Fund – To account for funds received from the rental of City-owned parking lots and meters. The receipts are used to purchase and maintain traffic enforcement equipment, parking lots, and meters.

Watershed Grant Fund – To account for the funds received from the Environmental Protection Agency which are used to monitor and analyze the water quality of the Upper Olentangy River Watershed, used by the City to provide water to its residents.

City of Delaware, Ohio
Combining Statement of Fund Net Assets
Nonmajor Enterprise Funds
December 31, 2009

	Golf Course	Parking Lots	Watershed Grant	Total
Assets				
<i>Current Assets:</i>				
Equity in Pooled Cash and Cash Equivalents	\$ 98,159	\$ 45,864	\$ 0	\$ 144,023
Materials and Supplies Inventory	1,357	0	0	1,357
Prepaid Items	945	0	0	945
<i>Total Current Assets</i>	<u>100,461</u>	<u>45,864</u>	<u>0</u>	<u>146,325</u>
<i>Noncurrent Assets:</i>				
<i>Capital Assets:</i>				
Nondepreciable Capital Assets	8,500	202,254	0	210,754
Depreciable Capital Assets, Net	217,633	0	0	217,633
<i>Total Noncurrent Assets</i>	<u>226,133</u>	<u>202,254</u>	<u>0</u>	<u>428,387</u>
<i>Total Assets</i>	<u>326,594</u>	<u>248,118</u>	<u>0</u>	<u>574,712</u>
Liabilities				
<i>Current Liabilities:</i>				
Accounts Payable	625	228	0	853
Accrued Wages & Benefits	2,422	0	0	2,422
Compensated Absences Payable	4,578	0	0	4,578
<i>Total Current Liabilities</i>	<u>7,625</u>	<u>228</u>	<u>0</u>	<u>7,853</u>
<i>Long-Term Liabilities:</i>				
Compensated Absences Payable	12,704	0	0	12,704
<i>Total Long-Term Liabilities</i>	<u>12,704</u>	<u>0</u>	<u>0</u>	<u>12,704</u>
<i>Total Liabilities</i>	<u>20,329</u>	<u>228</u>	<u>0</u>	<u>20,557</u>
Net Assets				
Invested in Capital Assets	226,133	202,254	0	428,387
Unrestricted	80,132	45,636	0	125,768
<i>Total Net Assets</i>	<u>\$ 306,265</u>	<u>\$ 247,890</u>	<u>\$ 0</u>	<u>\$ 554,155</u>

City of Delaware, Ohio
*Combining Statement of Revenues,
 Expenses and Changes in Fund Net Assets
 Nonmajor Enterprise Funds
 For the Year Ended December 31, 2009*

	Golf	Parking Lots	Watershed Grant	Total
Operating Revenues				
Charges for Services	\$ 183,761	\$ 45,711	\$ 0	\$ 229,472
Miscellaneous	<u>3,464</u>	<u>0</u>	<u>0</u>	<u>3,464</u>
<i>Total Operating Revenues</i>	<u>187,225</u>	<u>45,711</u>	<u>0</u>	<u>232,936</u>
Operating Expenses				
Personal Services	125,567	0	0	125,567
Services and Charges	26,025	32,701	94,013	152,739
Materials and Supplies	23,045	0	0	23,045
Depreciation	<u>8,361</u>	<u>6,163</u>	<u>0</u>	<u>14,524</u>
<i>Total Operating Expenses</i>	<u>182,998</u>	<u>38,864</u>	<u>94,013</u>	<u>315,875</u>
<i>Operating Income (Loss)</i>	<u>4,227</u>	<u>6,847</u>	<u>(94,013)</u>	<u>(82,939)</u>
Non-Operating Revenues				
Intergovernmental	<u>0</u>	<u>0</u>	<u>35,000</u>	<u>35,000</u>
<i>Total Non-Operating Revenues</i>	<u>0</u>	<u>0</u>	<u>35,000</u>	<u>35,000</u>
<i>Change in Net Assets</i>	4,227	6,847	(59,013)	(47,939)
<i>Net Assets Beginning of Year</i>	<u>302,038</u>	<u>241,043</u>	<u>59,013</u>	<u>602,094</u>
<i>Net Assets End of Year</i>	<u>\$ 306,265</u>	<u>\$ 247,890</u>	<u>\$ 0</u>	<u>\$ 554,155</u>

City of Delaware, Ohio
Combining Statement of Cash Flows
Nonmajor Enterprise Funds
For the Year Ended December 31, 2009

	Enterprise Funds			
	Golf	Parking Lots	Watershed Grant	Total
Increase (Decrease) in Cash and Cash Equivalents				
Cash Flows from Operating Activities				
Cash Received from Customers	\$ 183,919	\$ 45,711	\$ 0	\$ 229,630
Cash Payments for Personal Services	(130,309)	0	0	(130,309)
Cash Payments for Materials and Supplies	(23,427)	0	0	(23,427)
Cash Payments for Services and Charges	(24,285)	(32,694)	(94,013)	(150,992)
Other Cash Receipts or Payments	3,464	0	0	3,464
<i>Net Cash Provided by (Used in) Operating Activities</i>	<u>9,362</u>	<u>13,017</u>	<u>(94,013)</u>	<u>(71,634)</u>
Cash Flows from Capital and Related Financing Activities				
Acquisition and Construction of Capital Assets	(2,879)	0	0	(2,879)
Cash Received from Federal Agency	0	0	35,000	35,000
<i>Net Cash Provided by (Used in) Capital and Related Financing Activities</i>	<u>(2,879)</u>	<u>0</u>	<u>35,000</u>	<u>32,121</u>
<i>Net Increase (Decrease) in Cash and Cash Equivalents</i>	6,483	13,017	(59,013)	(39,513)
<i>Cash and Cash Equivalents Beginning of Year</i>	<u>91,676</u>	<u>32,847</u>	<u>59,013</u>	<u>183,536</u>
<i>Cash and Cash Equivalents End of Year</i>	<u>\$ 98,159</u>	<u>\$ 45,864</u>	<u>\$ 0</u>	<u>\$ 144,023</u>

(continued)

City of Delaware, Ohio
 Combining Statement of Cash Flows
 Nonmajor Enterprise Funds (continued)
 For the Year Ended December 31, 2009

	Enterprise Funds			
	Golf	Parking Lots	Watershed Grant	Total
Reconciliation of Operating Income (Loss) to Net Cash Provided by (Used in) Operating Activities				
Operating Income (Loss)	\$ 4,227	\$ 6,847	\$ (94,013)	\$ (82,939)
Adjustments:				
Depreciation	8,361	6,163	0	14,524
(Increase) Decrease in Assets:				
Prepaid Items	1,739	0	0	1,739
Materials and Supplies Inventory	(383)	0	0	(383)
Internal Balances	159	0	0	159
Increase (Decrease) in Liabilities:				
Accounts Payable	1	7	0	8
Accrued Wages and Benefits	341	0	0	341
Compensated Absences Payable	(5,083)	0	0	(5,083)
<i>Net Cash Provided by (Used in) Operating Activities</i>	<u>\$ 9,362</u>	<u>\$ 13,017</u>	<u>\$ (94,013)</u>	<u>\$ (71,634)</u>

Combining Statements – Internal Service Funds

Internal Service Funds

Garage Rotary Fund – To account for the fuel, maintenance and repair for all City vehicles and machinery. The cost is allocated to the various departments.

Info Tech Rotary Fund – To account for the staff, system support, and purchases of the City's technology and GIS department. The cost is allocated to the various departments supported.

Self-insurance Fund – To account for premiums charged to various City funds for the payment of employee health care claims.

Worker's Compensation Fund – To account for the potential worker's compensation claims of the City. The City utilizes a retro-payment system where annual premiums are paid, as are retroactive claims. The City charges various departments for these premiums and payments.

City of Delaware, Ohio
Combining Statement of Fund Net Assets
Internal Service Funds
December 31, 2009

	Garage Rotary	Info Tech Rotary	Self-Insurance	Workers Compensation	Total
Assets					
<i>Current Assets:</i>					
Equity in Pooled Cash and Cash Equivalents	\$ 217,037	\$ 210,390	\$ 2,371,734	\$ 912,193	\$ 3,711,354
Total Current Assets	<u>217,037</u>	<u>210,390</u>	<u>2,371,734</u>	<u>912,193</u>	<u>3,711,354</u>
<i>Noncurrent Assets:</i>					
<i>Capital Assets:</i>					
Depreciable Capital Assets, Net	15,887	26,196	0	0	42,083
Total Noncurrent Assets	<u>15,887</u>	<u>26,196</u>	<u>0</u>	<u>0</u>	<u>42,083</u>
Total Assets	<u>232,924</u>	<u>236,586</u>	<u>2,371,734</u>	<u>912,193</u>	<u>3,753,437</u>
Liabilities					
<i>Current Liabilities:</i>					
Accounts Payable	8,354	25,180	0	0	33,534
Accrued Wages & Benefits	6,937	12,685	0	0	19,622
Compensated Absences Payable	7,477	11,780	0	0	19,257
Claims Payable	0	0	170,846	0	170,846
Total Current Liabilities	<u>22,768</u>	<u>49,645</u>	<u>170,846</u>	<u>0</u>	<u>243,259</u>
<i>Long-Term Liabilities:</i>					
Compensated Absences Payable	26,665	39,388	0	0	66,053
Claims Payable	0	0	33,599	620,591	654,190
Total Long-Term Liabilities	<u>26,665</u>	<u>39,388</u>	<u>33,599</u>	<u>620,591</u>	<u>720,243</u>
Total Liabilities	<u>49,433</u>	<u>89,033</u>	<u>204,445</u>	<u>620,591</u>	<u>963,502</u>
Net Assets					
Invested in Capital Assets	15,887	26,196	0	0	42,083
Restricted for Claims	0	0	2,167,289	291,602	2,458,891
Restricted for Other Purposes	167,604	121,357	0	0	288,961
Total Net Assets	<u>\$ 183,491</u>	<u>\$ 147,553</u>	<u>\$ 2,167,289</u>	<u>\$ 291,602</u>	<u>\$ 2,789,935</u>

City of Delaware, Ohio
*Combining Statement of Revenues,
Expenses and Changes in Fund Net Assets
Internal Service Funds
For the Year Ended December 31, 2009*

	Garage Rotary	Info Tech Rotary	Self-Insurance	Workers Compensation	Total
Operating Revenues					
Charges for Services	\$ 530,307	\$ 691,327	\$ 3,582,608	\$ 549,858	\$ 5,354,100
Reimbursements	0	0	214,558	11,714	226,272
<i>Total Operating Revenues</i>	<u>530,307</u>	<u>691,327</u>	<u>3,797,166</u>	<u>561,572</u>	<u>5,580,372</u>
Operating Expenses					
Personal Services	278,445	376,753	0	0	655,198
Services and Charges	36,434	258,073	531,856	18,450	844,813
Materials and Supplies	209,691	24,248	0	0	233,939
Depreciation	6,557	6,295	0	0	12,852
Claims	0	0	2,576,531	174,846	2,751,377
<i>Total Operating Expenses</i>	<u>531,127</u>	<u>665,369</u>	<u>3,108,387</u>	<u>193,296</u>	<u>4,498,179</u>
<i>Change in Net Assets</i>	(820)	25,958	688,779	368,276	1,082,193
<i>Net Assets Beginning of Year</i>	<u>184,311</u>	<u>121,595</u>	<u>1,478,510</u>	<u>(76,674)</u>	<u>1,707,742</u>
<i>Net Assets End of Year</i>	<u>\$ 183,491</u>	<u>\$ 147,553</u>	<u>\$ 2,167,289</u>	<u>\$ 291,602</u>	<u>\$ 2,789,935</u>

City of Delaware, Ohio
Combining Statement of Cash Flows
Internal Service Funds
For the Year Ended December 31, 2009

	Internal Service Funds				
	Garage Rotary	Info Tech Rotary	Self-Insurance	Workers	Total
				Compensation	
Increase in Cash and Cash Equivalents					
Cash Flows from Operating Activities					
Cash Received from Customers	\$ 530,828	\$ 691,327	\$ 0	\$ 0	\$ 1,222,155
Cash Received for Premiums	0	0	3,582,608	549,859	4,132,467
Cash Payments for Personal Services	(277,252)	(370,346)	0	0	(647,598)
Cash Payments for Materials and Supplies	(218,197)	(20,503)	0	0	(238,700)
Cash Payments for Services and Charges	(37,029)	(265,172)	(538,440)	(18,450)	(859,091)
Cash Payments for Claims	0	0	(2,920,948)	(526,515)	(3,447,463)
Other Cash Receipts or Payments	0	0	214,558	11,713	226,271
<i>Net Cash Provided by (Used in) Operating Activities</i>	<u>(1,650)</u>	<u>35,306</u>	<u>337,778</u>	<u>16,607</u>	<u>388,041</u>
Cash Flows from Capital and Related Financing Activities					
Acquisition and Construction of Capital Assets	0	(14,366)	0	0	(14,366)
<i>Net Cash Used in Capital and Related Financing Activities</i>	<u>0</u>	<u>(14,366)</u>	<u>0</u>	<u>0</u>	<u>(14,366)</u>
<i>Net Increase (Decrease) in Cash and Cash Equivalents</i>	(1,650)	20,940	337,778	16,607	373,675
<i>Cash and Cash Equivalents Beginning of Year</i>	<u>218,687</u>	<u>189,450</u>	<u>2,033,956</u>	<u>895,586</u>	<u>3,337,679</u>
<i>Cash and Cash Equivalents End of Year</i>	<u>\$ 217,037</u>	<u>\$ 210,390</u>	<u>\$ 2,371,734</u>	<u>\$ 912,193</u>	<u>\$ 3,711,354</u>

(continued)

City of Delaware, Ohio
 Combining Statement of Cash Flows
 Internal Service Funds (continued)
 For the Year Ended December 31, 2009

	Internal Service Funds				
	Garage Rotary	Info Tech Rotary	Self-Insurance	Workers Compensation	Total
Reconciliation of Operating Income (Loss) to Net Cash Provided by (Used in) Operating Activities					
Operating Income (Loss)	\$ (820)	\$ 25,958	\$ 688,779	\$ 368,276	\$ 1,082,193
Adjustments:					
Depreciation	6,557	6,295	0	0	12,852
(Increase) Decrease in Assets:					
Internal Balances	521	0	0	0	521
Increase (Decrease) in Liabilities:					
Accounts Payable	(9,079)	(3,354)	(6,584)	0	(19,017)
Accrued Wages and Benefits	873	2,858	0	0	3,731
Compensated Absences Payable	298	3,549	0	0	3,847
Claims Payable	0	0	(344,417)	(351,669)	(696,086)
<i>Net Cash Provided by (Used in) Operating Activities</i>	<u>\$ (1,650)</u>	<u>\$ 35,306</u>	<u>\$ 337,778</u>	<u>\$ 16,607</u>	<u>\$ 388,041</u>

Combining Statements –Fiduciary Fund

Agency Funds

Highway Patrol Transfer Fund – To account for money received from fines and forfeitures used to support the Delaware County Law Library.

State Building Permit Fund – To account for the allocation of permit fees collected by the City that are due to the State.

Tax Abatement Fund – To account for tax abatements from businesses paid to the Olentangy Local School District.

Municipal Court – To account for the collection and distribution of court fines and forfeitures through the Municipal Court.

City of Delaware, Ohio
Combining Statement of Changes in Assets and Liabilities
Agency Funds
For the Year Ended December 31, 2009

	<i>Balance at January</i>		<i>Balance at</i>	
	<i>1, 2009</i>	<i>Additions</i>	<i>Reductions</i>	<i>December 31, 2009</i>
Highway Patrol Transfer				
Assets				
Due from Other Governments	\$ 3,916	\$ 56,611	\$ 57,539	\$ 2,988
<i>Total Assets</i>	<u>\$ 3,916</u>	<u>\$ 56,611</u>	<u>\$ 57,539</u>	<u>\$ 2,988</u>
Liabilities				
Due to Other Governments	\$ 3,916	\$ 56,611	\$ 57,539	\$ 2,988
<i>Total Liabilities</i>	<u>\$ 3,916</u>	<u>\$ 56,611</u>	<u>\$ 57,539</u>	<u>\$ 2,988</u>
State Building Permit Fund				
Assets				
Equity in Pooled Cash and Cash Equivalents	\$ 414	\$ 3,156	\$ 3,257	\$ 313
<i>Total Assets</i>	<u>\$ 414</u>	<u>\$ 3,156</u>	<u>\$ 3,257</u>	<u>\$ 313</u>
Liabilities				
Due to Other Governments	\$ 414	\$ 3,156	\$ 3,257	\$ 313
<i>Total Liabilities</i>	<u>\$ 414</u>	<u>\$ 3,156</u>	<u>\$ 3,257</u>	<u>\$ 313</u>
Tax Abatement Fund				
Assets				
Other Taxes Receivable	\$ 600,000	\$ 0	\$ 120,000	\$ 480,000
<i>Total Assets</i>	<u>\$ 600,000</u>	<u>\$ 0</u>	<u>\$ 120,000</u>	<u>\$ 480,000</u>
Liabilities				
Due to Other Governments	\$ 600,000	\$ 0	\$ 120,000	\$ 480,000
<i>Total Liabilities</i>	<u>\$ 600,000</u>	<u>\$ 0</u>	<u>\$ 120,000</u>	<u>\$ 480,000</u>
Municipal Court				
Assets				
Equity in Pooled Cash and Cash Equivalents	\$ 172,235	\$ 6,040,475	\$ 5,774,283	\$ 438,427
<i>Total Assets</i>	<u>\$ 172,235</u>	<u>\$ 6,040,475</u>	<u>\$ 5,774,283</u>	<u>\$ 438,427</u>
Liabilities				
Undistributed Assets	\$ 172,235	\$ 6,040,475	\$ 5,774,283	\$ 438,427
<i>Total Liabilities</i>	<u>\$ 172,235</u>	<u>\$ 6,040,475</u>	<u>\$ 5,774,283</u>	<u>\$ 438,427</u>
Totals				
Assets				
Equity in Pooled Cash and Cash Equivalents	\$ 172,649	\$ 6,043,631	\$ 5,777,540	\$ 438,740
Other Taxes Receivable	600,000	0	120,000	480,000
Due from Other Governments	3,916	56,611	57,539	2,988
<i>Total Assets</i>	<u>\$ 776,565</u>	<u>\$ 6,100,242</u>	<u>\$ 5,955,079</u>	<u>\$ 921,728</u>
Liabilities				
Due to Other Governments	\$ 604,330	\$ 59,767	\$ 180,796	\$ 483,301
Undistributed Assets	172,235	6,040,475	5,774,283	438,427
<i>Total Liabilities</i>	<u>\$ 776,565</u>	<u>\$ 6,100,242</u>	<u>\$ 5,955,079</u>	<u>\$ 921,728</u>

City of Delaware, Ohio

Schedule of Revenues, Expenditures and Changes in Fund Balance

Budget and Actual--(Budget Basis)

For the Year Ended December 31, 2009

General Fund

	Original Budget	Final Budget	Actual	Variance from Final Budget
Revenues:				
Income Taxes	\$ 10,250,000	\$ 10,250,000	\$ 9,799,798	\$ (450,202)
Property & Other Taxes	1,633,000	1,633,000	1,479,894	(153,106)
Intergovernmental	2,120,000	2,120,000	1,913,550	(206,450)
Charges For Service	930,000	930,000	912,784	(17,216)
Fines & Court Fees	150,000	150,000	79,854	(70,146)
Licenses & Permits	807,887	807,887	647,649	(160,238)
Interest Income	350,000	350,000	36,726	(313,274)
Reimbursements	120,000	232,000	270,521	38,521
Miscellaneous	100,000	100,000	66,259	(33,741)
Total Revenues	16,460,887	16,572,887	15,207,035	(1,365,852)
Expenditures:				
Current:				
Public Safety				
Police				
Personal Services	5,317,226	5,315,820	5,260,561	55,259
Materials & Supplies	251,893	189,625	155,442	34,183
Services & Charges	315,434	315,434	282,639	32,795
Capital Outlay	28,344	28,344	28,882	(538)
911				
Personal Services	725,402	725,402	716,743	8,659
Materials & Supplies	5,130	5,130	1,756	3,374
Services & Charges	42,177	42,177	26,168	16,009
Fire				
Personal Services	515,336	469,465	452,263	17,202
Materials & Supplies	173,589	152,312	144,193	8,119
Services & Charges	271,069	271,069	261,974	9,095
Capital Outlay	36,265	36,265	33,278	2,987
Prosecutor				
Personal Services	438,953	436,005	426,357	9,648
Materials & Supplies	2,500	2,500	1,616	884
Services & Charges	16,258	16,258	14,498	1,760
General Admin. - Street Lighting				
Services & Charges	182,000	182,000	204,195	(22,195)
Total Public Safety	8,321,575	8,187,805	8,010,565	177,240

(continued)

City of Delaware, Ohio

Schedule of Revenues, Expenditures and Changes in Fund Balance

Budget and Actual--(Budget Basis)

For the Year Ended December 31, 2009

General Fund				
	Original Budget	Final Budget	Actual	Variance from Final Budget
General Government				
Council				
Personal Services	45,941	45,941	40,326	5,615
Materials & Supplies	300	300	134	166
Services & Charges	9,600	9,600	5,344	4,256
City Manager's Office				
Personal Services	276,986	274,393	273,364	1,029
Materials & Supplies	2,905	2,905	1,600	1,305
Services & Charges	114,472	130,472	129,617	855
Capital Outlay	875	875	0	875
Administrative Services				
Personal Services	174,277	172,564	172,556	8
Materials & Supplies	2,656	2,656	2,002	654
Services & Charges	95,191	95,191	51,595	43,596
Economic Development				
Personal Services	72,082	34,102	34,101	1
Materials & Supplies	850	850	13	837
Services & Charges	13,986	9,451	8,137	1,314
Legal Affairs				
Personal Services	88,693	87,426	85,395	2,031
Materials & Supplies	2,952	2,952	2,460	492
Services & Charges	51,316	51,316	24,482	26,834
Finance				
Personal Services	637,461	633,846	625,637	8,209
Materials & Supplies	31,233	31,233	24,135	7,098
Services & Charges	191,643	191,643	185,078	6,565
General Administration				
Services & Charges	280,946	280,946	278,221	2,725
Refunds	40,293	40,293	77,877	(37,584)
Capital Outlay	12,500	12,500	3,200	9,300
Risk Management				
Services & Charges	161,250	174,250	173,716	534

(continued)

City of Delaware, Ohio

Schedule of Revenues, Expenditures and Changes in Fund Balance

Budget and Actual--(Budget Basis)

For the Year Ended December 31, 2009

General Fund				
	Original Budget	Final Budget	Actual	Variance from Final Budget
Planning & Community Development				
Personal Services	596,195	582,395	581,921	474
Materials & Supplies	15,742	12,698	5,480	7,218
Services & Charges	127,224	127,224	99,505	27,719
Refunds	22,198	22,198	10,505	11,693
Engineering				
Personal Services	533,599	526,927	411,186	115,741
Materials & Supplies	20,852	16,000	10,825	5,175
Services & Charges	312,177	202,177	165,814	36,363
Capital Outlay	1,950	1,950	1,893	57
Municipal Building & Grounds Maintenance				
Personal Services	70,766	71,216	70,874	342
Materials & Supplies	26,479	24,569	20,344	4,225
Services & Charges	222,590	222,590	199,748	22,842
Capital Outlay	11,000	11,000	10,500	500
Total General Government	<u>4,269,178</u>	<u>4,106,647</u>	<u>3,787,587</u>	<u>319,060</u>
Income Tax Refunds	<u>325,000</u>	<u>340,000</u>	<u>345,440</u>	<u>(5,440)</u>
Total Expenditures	<u>12,915,753</u>	<u>12,634,452</u>	<u>12,143,592</u>	<u>490,860</u>
Excess (Deficiency) Of				
Excess of Revenues Over Expenditures	3,545,134	3,938,435	3,063,443	(874,992)
Other Financing Sources (Uses):				
Sale of Assets	0	0	36,041	36,041
Advances In	0	0	350,000	350,000
Advances Out	0	0	(350,000)	(350,000)
Transfers In	0	41,944	41,944	0
Transfers Out	(3,930,000)	(3,837,000)	(3,741,000)	96,000
Total Other Financing Sources (Uses)	<u>(3,930,000)</u>	<u>(3,795,056)</u>	<u>(3,663,015)</u>	<u>132,041</u>
Net Change in Fund Balance	(384,866)	143,379	(599,572)	(742,951)
Fund Balance at Beginning of Year:	3,153,430	3,153,430	3,153,430	0
Prior Years Encumbrances	<u>218,659</u>	<u>218,659</u>	<u>218,659</u>	<u>0</u>
Fund Balance at End of Year:	<u>\$ 2,987,223</u>	<u>\$ 3,515,468</u>	<u>\$ 2,772,517</u>	<u>\$ (742,951)</u>

City of Delaware, Ohio

Schedule of Revenues, Expenditures, and Changes in Fund Balance

Budget and Actual [Budget Basis]

For the Year Ended December 31, 2009

	Special Revenue Fund: Fire/EMS Income Tax			
	Original Budget	Final Budget	Actual	Variance from Final Budget
Revenues:				
Income Taxes	<u>\$ 4,029,582</u>	<u>\$ 4,029,582</u>	<u>\$ 3,922,611</u>	<u>\$ (106,971)</u>
Total Revenues	<u>4,029,582</u>	<u>4,029,582</u>	<u>3,922,611</u>	<u>(106,971)</u>
Expenditures:				
Current:				
Public Safety				
Personal Services	<u>4,029,582</u>	<u>4,029,582</u>	<u>3,922,611</u>	<u>106,971</u>
Total Expenditures	<u>4,029,582</u>	<u>4,029,582</u>	<u>3,922,611</u>	<u>106,971</u>
Net Change in Fund Balance	0	0	0	0
Fund Balance at Beginning of Year:	<u>0</u>	<u>0</u>	<u>0</u>	<u>0</u>
Fund Balance at End of Year:	<u>\$ 0</u>	<u>\$ 0</u>	<u>\$ 0</u>	<u>\$ 0</u>

City of Delaware, Ohio

Schedule of Revenues, Expenditures and Changes In Fund Balance

Budget and Actual [Budget Basis]

For the Year Ended December 31, 2009

	Capital Projects Fund: Capital Improvements			Variance from Final Budget
	Original Budget	Final Budget	Actual	
Revenues:				
Intergovernmental	\$ 1,282,866	\$ 1,432,867	\$ 670,418	\$ (762,449)
Charges for Services	150,000	150,000	4,747	(145,253)
Reimbursements	0	0	7,500	7,500
Total Revenues	<u>1,432,866</u>	<u>1,582,867</u>	<u>682,665</u>	<u>(900,202)</u>
Expenditures:				
Current:				
General Government				
Services & Charges	0	0	44,677	(44,677)
Capital Outlay	2,597,037	2,839,613	1,632,486	1,207,127
Debt Service:				
Principal Retirement	550,000	550,000	550,000	0
Total Expenditures	<u>3,147,037</u>	<u>3,389,613</u>	<u>2,227,163</u>	<u>1,162,450</u>
Excess (Deficiency) of Revenues Over Expenditures	(1,714,171)	(1,806,746)	(1,544,498)	262,248
Other Financing Sources (Uses):				
Issuance of Bonds	450,000	450,000	0	(450,000)
Issuance of Notes	0	0	450,000	450,000
Transfers In	2,000,000	2,250,000	1,830,985	(419,015)
Transfers Out	(858,223)	(860,111)	(826,333)	33,778
Total Other Financing Sources (Uses)	<u>1,591,777</u>	<u>1,839,889</u>	<u>1,454,652</u>	<u>(385,237)</u>
Net Change in Fund Balance	(122,394)	33,143	(89,846)	(122,989)
Fund Balance at Beginning of Year:	92,210	92,210	92,210	0
Prior Years Encumbrances	<u>739,837</u>	<u>739,837</u>	<u>739,837</u>	<u>0</u>
Fund Balance (Deficit) at End of Year:	<u>\$ 709,653</u>	<u>\$ 865,190</u>	<u>\$ 742,201</u>	<u>\$ (122,989)</u>

City of Delaware, Ohio

Schedule of Revenues, Expenditures and Changes In Fund Balance

Budget and Actual [Budget Basis]

For the Year Ended December 31, 2009

	Capital Projects Fund: Glenn Road South Construction			
	Original Budget	Final Budget	Actual	Variance from Final Budget
Revenues:				
Impact Fees	\$ 15,000	\$ 19,000	\$ 20,024	\$ 1,024
Intergovernmental	0	0	74,046	74,046
Interest Income	0	0	6,639	6,639
Total Revenues	<u>15,000</u>	<u>19,000</u>	<u>100,709</u>	<u>81,709</u>
Expenditure:				
Current:				
Public Works				
Services & Charges	0	0	37,350	(37,350)
Capital Outlay	125,252	1,800,252	1,599,752	200,500
Debt Service:				
Principal Retirement	9,645,578	9,645,578	9,645,578	0
Interest & Fiscal Charges	240,470	240,470	261,704	(21,234)
Total Expenditures	<u>10,011,300</u>	<u>11,686,300</u>	<u>11,544,384</u>	<u>141,916</u>
Excess (Deficiency) of Revenues Over Expenditures	(9,996,300)	(11,667,300)	(11,443,675)	223,625
Other Financing Sources:				
Issuance of Notes	8,285,000	9,600,000	15,285,000	5,685,000
Premium on Debt Issue	0	0	149,306	149,306
Total Other Financing Sources	<u>8,285,000</u>	<u>9,600,000</u>	<u>15,434,306</u>	<u>5,834,306</u>
Net Change in Fund Balance	(1,711,300)	(2,067,300)	3,990,631	6,057,931
Fund Balance at Beginning of Year:	2,317,506	2,317,506	2,317,506	0
Prior Years Encumbrances	<u>125,252</u>	<u>125,252</u>	<u>125,252</u>	<u>0</u>
Fund Balance at End of Year:	<u>\$ 92,210</u>	<u>\$ 375,458</u>	<u>\$ 6,433,389</u>	<u>\$ 6,057,931</u>

City of Delaware, Ohio
Schedule of Revenues, Expenses, and Changes in Fund Equity
Budget and Actual [Budget Basis]
For the Year Ended December 31, 2009

	Enterprise Fund: Water			
	Original Budget	Final Budget	Actual	Variance from Final Budget
Revenues:				
Charges For Service	\$ 3,430,000	\$ 3,430,000	\$ 3,370,239	\$ (59,761)
Capacity Fees	1,000,000	1,000,000	560,012	(439,988)
Intergovernmental Revenue	0	0	0	0
Interest Income	125,000	125,000	16,107	(108,893)
Water Deposits	45,000	45,000	55,108	10,108
Reimbursements	0	0	94,064	94,064
Miscellaneous	46,500	46,500	47,937	1,437
Total Revenues	<u>4,646,500</u>	<u>4,646,500</u>	<u>4,143,467</u>	<u>(503,033)</u>
Expenses:				
Administration				
Personal Services	189,584	189,910	189,910	0
Materials & Supplies	2,500	2,500	593	1,907
Services & Charges	234,596	234,596	204,949	29,647
Refunds	5,100	5,100	5,019	81
Capital Outlay	1,000	1,000	626	374
Treatment				
Personal Services	739,917	741,356	741,355	1
Materials & Supplies	403,353	398,638	356,109	42,529
Services & Charges	626,237	633,737	644,671	(10,934)
Distribution				
Personal Services	600,627	600,488	588,260	12,228
Materials & Supplies	159,752	149,152	144,761	4,391
Services & Charges	333,024	333,024	283,165	49,859
Capital Outlay	0	0	2,585	(2,585)
Capital Projects				
Services & Charges	234,599	234,599	20,028	214,571
Capital Outlay	10,329,821	10,329,821	1,724,943	8,604,878
Debt Service				
Principal Retirement	95,000	95,000	90,000	5,000
Interest & Fiscal Charges	145,805	145,805	149,405	(3,600)
Total Expenses	<u>14,100,915</u>	<u>14,094,726</u>	<u>5,146,379</u>	<u>8,948,347</u>
Excess (Deficiency) Of Revenues Over Expenses	(9,454,415)	(9,448,226)	(1,002,912)	8,445,314
Other Financing Sources:				
Issuance of Notes	800,000	800,000	0	(800,000)
Issuance of Bonds	6,000,000	6,000,000	0	(6,000,000)
Total Other Financing Sources	<u>6,800,000</u>	<u>6,800,000</u>	<u>0</u>	<u>(6,800,000)</u>
Net Change in Fund Equity	(2,654,415)	(2,648,226)	(1,002,912)	1,645,314
Fund Equity at Beginning of Year:	5,786,994	5,786,994	5,786,994	0
Prior Years Encumbrances	983,986	983,986	983,986	0
Fund Equity at End of Year:	<u>\$ 4,116,565</u>	<u>\$ 4,122,754</u>	<u>\$ 5,768,068</u>	<u>\$ 1,645,314</u>

City of Delaware, Ohio

Schedule of Revenues , Expenses, and Changes in Fund Equity

Budget and Actual [Budget Basis]

For the Year Ended December 31, 2009

	Enterprise Fund:			
	Sewer			
	Original Budget	Final Budget	Actual	Variance from Final Budget
Revenues:				
Charges For Service	\$ 5,930,500	\$ 5,930,500	\$ 5,811,894	\$ (118,606)
Capacity Fees	1,100,000	1,100,000	522,065	(577,935)
Interest Income	85,000	85,000	12,246	(72,754)
Reimbursements	0	0	59,311	59,311
Miscellaneous	2,500	2,500	2,315	(185)
Total Revenues	7,118,000	7,118,000	6,407,831	(710,169)
Expenses:				
Administration				
Personal Services	133,198	132,663	125,108	7,555
Materials & Supplies	2,500	2,500	1,456	1,044
Services & Charges	290,710	290,710	256,580	34,130
Refunds	4,000	4,000	0	4,000
Capital Outlay	750	750	626	124
Treatment				
Personal Services	771,419	788,419	787,735	684
Materials & Supplies	261,246	254,857	241,644	13,213
Services & Charges	1,057,650	1,057,650	1,050,814	6,836
Capital Outlay	11,001	11,001	9,466	1,535
Collection				
Personal Services	328,867	327,635	317,210	10,425
Materials & Supplies	73,522	61,104	34,165	26,939
Services & Charges	240,880	240,880	202,102	38,778
Capital Outlay	14,400	14,400	13,701	699
Capital Projects				
Services & Charges	7,264	7,264	0	7,264
Capital Outlay	1,335,815	1,335,815	452,022	883,793
Debt Service				
Principal Retirement	16,541,304	16,541,304	16,541,303	1
Interest & Fiscal Charges	1,704,113	1,704,113	1,649,652	54,461
Bond Issuance Costs	0	150,000	152,166	(2,166)
Total Expenses	22,778,639	22,925,065	21,835,750	1,089,315
Excess (Deficiency) Of Revenues Over Expenses	(15,660,639)	(15,807,065)	(15,427,919)	379,146
Other Financing Sources:				
Issuance of Bond	15,000,000	15,150,000	15,150,000	0
Premium on Debt Issuance	0	0	2,166	2,166
Sale of Assets	0	0	5,201	5,201
Total Other Financing Sources	15,000,000	15,150,000	15,157,367	7,367
Net Change in Fund Equity	(660,639)	(657,065)	(270,552)	386,513
Fund Equity at Beginning of Year:	4,950,815	4,950,815	4,950,815	0
Prior Years Encumbrances	96,071	96,071	96,071	0
Fund Equity at End of Year:	\$ 4,386,247	\$ 4,389,821	\$ 4,776,334	\$ 386,513

City of Delaware, Ohio

Schedule of Revenues, Expenses, and Changes in Fund Equity

Budget and Actual [Budget Basis]

For the Year Ended December 31, 2009

	Enterprise Fund: Storm Sewer			
	Original Budget	Final Budget	Actual	Variance from Final Budget
Revenues:				
Charges For Service	\$ 750,000	\$ 750,000	\$ 755,728	\$ 5,728
Reimbursements	0	0	2,125	2,125
Miscellaneous	250	250	0	(250)
Total Revenues	<u>750,250</u>	<u>750,250</u>	<u>757,853</u>	<u>7,603</u>
Expenses:				
Operations				
Personal Services	143,505	143,505	125,716	17,789
Materials & Supplies	35,746	34,597	32,126	2,471
Services & Charges	85,691	85,691	82,032	3,659
Refunds	1,000	1,000	309	691
Capital Outlay	19,100	19,100	4,760	14,340
Capital Projects				
Services & Charges	2,022	2,022	1,659	363
Refunds	22,500	22,500	10,710	11,790
Capital Outlay	<u>1,494,185</u>	<u>1,494,185</u>	<u>499,262</u>	<u>994,923</u>
Total Expenses	<u>1,803,749</u>	<u>1,802,600</u>	<u>756,574</u>	<u>1,046,026</u>
Net Change in Fund Equity	(1,053,499)	(1,052,350)	1,279	1,053,629
Fund Equity at Beginning of Year:	1,286,550	1,286,550	1,286,550	0
Prior Years Encumbrances	<u>469,342</u>	<u>469,342</u>	<u>469,342</u>	<u>0</u>
Fund Equity (Deficit) at End of Year:	<u>\$ 702,393</u>	<u>\$ 703,542</u>	<u>\$ 1,757,171</u>	<u>\$ 1,053,629</u>

City of Delaware, Ohio
Schedule of Revenues, Expenses, and Changes in Fund Equity
Budget and Actual [Budget Basis]
For the Year Ended December 31, 2009

	Enterprise Fund:			
	Refuse			
	Original Budget	Final Budget	Actual	Variance from Final Budget
Revenues:				
Charges For Service	\$ 2,775,000	\$ 2,775,000	\$ 2,780,819	\$ 5,819
Interest Income	11,000	11,000	1,169	(9,831)
Reimbursements	0	0	27,832	27,832
Miscellaneous	15,600	15,600	12,229	(3,371)
Total Revenues	<u>2,801,600</u>	<u>2,801,600</u>	<u>2,822,049</u>	<u>20,449</u>
Expenses:				
Administration				
Services & Charges	86,383	86,383	59,947	26,436
Refunds	0	0	157	(157)
Capital Outlay	81,446	118,996	109,821	9,175
Collection				
Personal Services	549,424	548,772	517,339	31,433
Materials & Supplies	153,070	89,070	78,386	10,684
Services & Charges	1,180,531	1,180,531	1,092,724	87,807
Capital Outlay	153,200	153,200	140,171	13,029
Recycling				
Personal Services	349,027	349,027	325,654	23,373
Materials & Supplies	69,374	66,953	33,014	33,939
Services & Charges	187,922	187,922	163,297	24,625
Capital Outlay	349,750	349,750	353,053	(3,303)
Debt Service				
Principal Retirement	45,000	45,000	45,000	0
Interest & Fiscal Charges	16,238	16,238	16,238	0
Total Expenses	<u>3,221,365</u>	<u>3,191,842</u>	<u>2,934,801</u>	<u>257,041</u>
Excess (Deficiency) Of Revenues Over Expenses	(419,765)	(390,242)	(112,752)	277,490
Other Financing Sources:				
Sale of Assets	0	0	7,840	7,840
Transfers In	0	300,000	0	(300,000)
Total Other Financing Sources	<u>0</u>	<u>300,000</u>	<u>7,840</u>	<u>(292,160)</u>
Net Change in Fund Equity	(419,765)	(90,242)	(104,912)	(14,670)
Fund Equity at Beginning of Year:	136,023	136,023	136,023	0
Prior Years Encumbrances	312,168	312,168	312,168	0
Fund Equity (Deficit) at End of Year:	<u>\$ 28,426</u>	<u>\$ 357,949</u>	<u>\$ 343,279</u>	<u>\$ (14,670)</u>

City of Delaware, Ohio

Schedule of Revenues, Expenditures, and Changes in Fund Balance

Budget and Actual [Budget Basis]

For the Year Ended December 31, 2009

	Special Revenue Fund: Street Maintenance & Repair			
	Original Budget	Final Budget	Actual	Variance from Final Budget
Revenues:				
Intergovernmental	\$ 1,205,000	\$ 1,205,000	\$ 1,183,272	\$ (21,728)
Licenses and Permits	2,000	2,000	315	(1,685)
Reimbursements	1,000	1,000	43,500	42,500
Miscellaneous	500	500	0	(500)
Total Revenues	<u>1,208,500</u>	<u>1,208,500</u>	<u>1,227,087</u>	<u>18,587</u>
Expenditures:				
Current:				
Public Works				
Administration				
Personal Services	410,332	406,802	391,699	15,103
Materials & Supplies	7,393	6,158	3,403	2,755
Services & Charges	92,856	92,856	68,012	24,844
Capital Outlay	600	600	417	183
Street Division				
Personal Services	631,256	639,912	605,698	34,214
Materials & Supplies	354,663	304,663	277,946	26,717
Services & Charges	151,284	141,757	127,901	13,856
Capital Outlay	6,600	6,600	4,580	2,020
Traffic Division				
Personal Services	307,905	307,810	296,557	11,253
Materials & Supplies	108,647	103,484	97,801	5,683
Services & Charges	98,913	98,913	78,057	20,856
Capital Outlay	3,100	3,100	0	3,100
Total Expenditures	<u>2,173,549</u>	<u>2,112,655</u>	<u>1,952,071</u>	<u>160,584</u>
Excess (Deficiency) of Revenues Over Expenditures	(965,049)	(904,155)	(724,984)	179,171
Other Financing Sources :				
Sale of Assets	0	0	721	721
Transfers In	1,120,000	1,120,000	1,120,000	0
Transfers Out	(300,000)	(300,000)	(300,000)	0
Total Other Financing Sources	<u>820,000</u>	<u>820,000</u>	<u>820,721</u>	<u>721</u>
Net Change in Fund Balance	(145,049)	(84,155)	95,737	179,892
Fund Balance at Beginning of Year:	163,572	163,572	163,572	0
Prior Years Encumbrances	20,130	20,130	20,130	0
Fund Balance at End of Year:	<u>\$ 38,653</u>	<u>\$ 99,547</u>	<u>\$ 279,439</u>	<u>\$ 179,892</u>

City of Delaware, Ohio

Schedule of Revenues, Expenditures, and Changes in Fund Balance

Budget and Actual [Budget Basis]

For the Year Ended December 31, 2009

	Special Revenue Fund:			
	State Highway Improvement			
	Original Budget	Final Budget	Actual	Variance from Final Budget
Revenues:				
Intergovernmental	\$ 97,000	\$ 97,000	\$ 95,942	\$ (1,058)
Interest Income	5,000	4,000	583	(3,417)
Reimbursements	0	21,400	21,414	14
Total Revenues	<u>102,000</u>	<u>122,400</u>	<u>117,939</u>	<u>(4,461)</u>
Expenditures:				
Current:				
Public Works				
Capital Outlay	<u>303,152</u>	<u>303,152</u>	<u>299,152</u>	<u>4,000</u>
Total Expenditures	<u>303,152</u>	<u>303,152</u>	<u>299,152</u>	<u>4,000</u>
Net Change in Fund Balance	(201,152)	(180,752)	(181,213)	(461)
Fund Balance at Beginning of Year:	195,259	195,259	195,259	0
Prior Years Encumbrances	<u>18,152</u>	<u>18,152</u>	<u>18,152</u>	<u>0</u>
Fund Balance at End of Year:	<u>\$ 12,259</u>	<u>\$ 32,659</u>	<u>\$ 32,198</u>	<u>\$ (461)</u>

City of Delaware, Ohio*Schedule of Revenues, Expenditures, and Changes in Fund Balance**Budget and Actual [Budget Basis]**For the Year Ended December 31, 2009*

	Special Revenue Fund: License Fee			
	Original Budget	Final Budget	Actual	Variance from Final Budget
Revenues:				
Intergovernmental	\$ 357,500	\$ 357,500	\$ 349,708	\$ (7,792)
Interest Income	4,500	4,500	412	(4,088)
Total Revenues	<u>362,000</u>	<u>362,000</u>	<u>350,120</u>	<u>(11,880)</u>
Expenditures:				
Current:				
Public Works				
Capital Outlay	<u>366,718</u>	<u>366,718</u>	<u>349,293</u>	<u>17,425</u>
Total Expenditures	<u>366,718</u>	<u>366,718</u>	<u>349,293</u>	<u>17,425</u>
Net Change in Fund Balance	(4,718)	(4,718)	827	5,545
Fund Balance at Beginning of Year:	<u>49,912</u>	<u>49,912</u>	<u>49,912</u>	<u>0</u>
Fund Balance at End of Year:	<u>\$ 45,194</u>	<u>\$ 45,194</u>	<u>\$ 50,739</u>	<u>\$ 5,545</u>

City of Delaware, Ohio

Schedule of Revenues, Expenditures, and Changes in Fund Balance

Budget and Actual [Budget Basis]

For the Year Ended December 31, 2009

	Special Revenue Fund: Parks & Recreation			
	Original Budget	Final Budget	Actual	Variance from Final Budget
Revenues:				
Charges For Service	\$ 429,750	\$ 429,750	\$ 407,418	\$ (22,332)
Reimbursements	2,000	2,000	12,003	10,003
Miscellaneous	23,500	23,500	26,311	2,811
Total Revenues	<u>455,250</u>	<u>455,250</u>	<u>445,732</u>	<u>(9,518)</u>
Expenditures:				
Current:				
Parks & Recreation				
Grounds & Facilities Maintenance				
Personal Services	487,502	486,266	469,908	16,358
Materials & Supplies	52,732	44,144	42,866	1,278
Services & Charges	161,369	161,369	155,757	5,612
Refunds	200	200	293	(93)
Recreational Services				
Personal Services	350,829	348,018	340,475	7,543
Materials & Supplies	3,600	3,342	3,173	169
Services & Charges	60,691	60,949	60,343	606
Refunds	0	0	272	(272)
Programs				
Materials & Supplies	41,743	41,743	28,735	13,008
Services & Charges	70,250	70,250	61,653	8,597
Refunds	3,500	3,500	4,402	(902)
Pool Operations				
Personal Services	171,907	175,957	170,400	5,557
Materials & Supplies	53,500	53,500	50,016	3,484
Services & Charges	18,273	18,273	15,543	2,730
Refunds	0	0	1,718	(1,718)
Capital Outlay	16,700	16,700	14,141	2,559
Total Expenditures	<u>1,492,796</u>	<u>1,484,211</u>	<u>1,419,695</u>	<u>64,516</u>
Excess (Deficiency) of Revenues Over Expenditures	(1,037,546)	(1,028,961)	(973,963)	54,998
Other Financing Sources:				
Sale of Assets	0	0	323	323
Transfers In	995,000	995,000	995,000	0
Total Other Financing Sources	<u>995,000</u>	<u>995,000</u>	<u>995,323</u>	<u>323</u>
Net Change in Fund Balance	(42,546)	(33,961)	21,360	55,321
Fund Balance at Beginning of Year:	99,108	99,108	99,108	0
Prior Years Encumbrances	4,200	4,200	4,200	0
Fund Balance (Deficit) at End of Year:	<u>\$ 60,762</u>	<u>\$ 69,347</u>	<u>\$ 124,668</u>	<u>\$ 55,321</u>

City of Delaware, Ohio

Schedule of Revenues, Expenditures, and Changes in Fund Balance

Budget and Actual [Budget Basis]

For the Year Ended December 31, 2009

	Special Revenue Fund:			
	Tree			
	Original Budget	Final Budget	Actual	Variance from Final Budget
Revenues:				
Charges For Service	\$ 10,000	\$ 10,000	\$ 9,600	\$ (400)
Reimbursements	0	0	5,632	5,632
Miscellaneous	0	0	525	525
Total Revenues	<u>10,000</u>	<u>10,000</u>	<u>15,757</u>	<u>5,757</u>
Expenditures:				
Current:				
Parks & Recreation				
Materials & Supplies	1,250	1,250	875	375
Services & Charges	37,545	37,545	41,484	(3,939)
Capital Outlay	10,000	10,000	4,486	5,514
Total Expenditures	<u>48,795</u>	<u>48,795</u>	<u>46,845</u>	<u>1,950</u>
Excess (Deficiency) of Revenues Over Expenditures	(38,795)	(38,795)	(31,088)	7,707
Other Financing Sources:				
Transfers In	35,000	35,000	35,000	0
Total Other Financing Sources	<u>35,000</u>	<u>35,000</u>	<u>35,000</u>	<u>0</u>
Net Change in Fund Balance	(3,795)	(3,795)	3,912	7,707
Fund Balance at Beginning of Year:	50,059	50,059	50,059	0
Prior Years Encumbrances	2,545	2,545	2,545	0
Fund Balance at End of Year:	<u>\$ 48,809</u>	<u>\$ 48,809</u>	<u>\$ 56,516</u>	<u>\$ 7,707</u>

City of Delaware, Ohio

Schedule of Revenues, Expenditures, and Changes in Fund Balance

Budget and Actual [Budget Basis]

For the Year Ended December 31, 2009

	Special Revenue Fund: Airport Improvement			Variance from Final Budget
	Original Budget	Final Budget	Actual	
Revenues:				
Charges For Service	\$ 596,557	\$ 668,625	\$ 502,646	\$ (165,979)
Reimbursements	45,000	750	35,202	34,452
Miscellaneous	<u>2,570</u>	<u>1,820</u>	<u>4,394</u>	<u>2,574</u>
Total Revenues	<u>644,127</u>	<u>671,195</u>	<u>542,242</u>	<u>(128,953)</u>
Expenditures:				
Current:				
Airport				
Personal Services	149,982	149,982	146,406	3,576
Materials & Supplies	479,943	479,943	276,680	203,263
Services & Charges	182,452	182,452	158,019	24,433
Refunds	1,500	1,500	1,308	192
Capital Outlay	<u>14,848</u>	<u>14,848</u>	<u>13,628</u>	<u>1,220</u>
Total Expenditures	<u>828,725</u>	<u>828,725</u>	<u>596,041</u>	<u>232,684</u>
Excess (Deficiency) of Revenues Over Expenditures	(184,598)	(157,530)	(53,799)	103,731
Other Financing Sources:				
Transfers In	<u>80,000</u>	<u>125,000</u>	<u>109,286</u>	<u>(15,714)</u>
Total Other Financing Sources	<u>80,000</u>	<u>125,000</u>	<u>109,286</u>	<u>(15,714)</u>
Net Change in Fund Balance	(104,598)	(32,530)	55,487	88,017
Fund Balance at Beginning of Year:	97,824	97,824	97,824	0
Prior Years Encumbrances	<u>27,077</u>	<u>27,077</u>	<u>27,077</u>	<u>0</u>
Fund Balance (Deficit) at End of Year:	<u>\$ 20,303</u>	<u>\$ 92,371</u>	<u>\$ 180,388</u>	<u>\$ 88,017</u>

City of Delaware, Ohio

Schedule of Revenues, Expenditures, and Changes in Fund Balance

Budget and Actual [Budget Basis]

For the Year Ended December 31, 2009

	Special Revenue Fund:			
	Airport T-Hangars			
	Original Budget	Final Budget	Actual	Variance from Final Budget
Revenues:				
Charges For Service	\$ 88,500	\$ 88,500	\$ 89,760	\$ 1,260
Miscellaneous	500	500	300	(200)
Total Revenues	<u>89,000</u>	<u>89,000</u>	<u>90,060</u>	<u>1,060</u>
Expenditures:				
Current:				
Airport				
Services & Charges	20,500	20,500	17,858	2,642
Refunds	<u>1,000</u>	<u>1,000</u>	<u>895</u>	<u>105</u>
Total Expenditures	<u>21,500</u>	<u>21,500</u>	<u>18,753</u>	<u>2,747</u>
Excess of Revenues Over Expenditures	67,500	67,500	71,307	3,807
Other Financing (Uses):				
Transfers Out	<u>(125,000)</u>	<u>(125,000)</u>	<u>(127,635)</u>	<u>(2,635)</u>
Total Other Financing (Uses)	<u>(125,000)</u>	<u>(125,000)</u>	<u>(127,635)</u>	<u>(2,635)</u>
Net Change in Fund Balance	(57,500)	(57,500)	(56,328)	1,172
Fund Balance at Beginning of Year:	<u>266,571</u>	<u>266,571</u>	<u>266,571</u>	<u>0</u>
Fund Balance at End of Year:	<u><u>\$ 209,071</u></u>	<u><u>\$ 209,071</u></u>	<u><u>\$ 210,243</u></u>	<u><u>\$ 1,172</u></u>

City of Delaware, Ohio

Schedule of Revenues, Expenditures, and Changes in Fund Balance

Budget and Actual [Budget Basis]

For the Year Ended December 31, 2009

	Special Revenue Fund: Court/Police Building Income Tax			
	Original Budget	Final Budget	Actual	Variance from Final Budget
Revenues:				
Income Taxes	\$ 250	\$ 250	\$ 3,050	\$ 2,800
Total Revenues	<u>250</u>	<u>250</u>	<u>3,050</u>	<u>2,800</u>
Expenditures:				
Current:				
Public Safety				
Services & Charges	<u>1,700</u>	<u>1,700</u>	<u>575</u>	<u>1,125</u>
Total Expenditures	<u>1,700</u>	<u>1,700</u>	<u>575</u>	<u>1,125</u>
Net Change in Fund Balance	(1,450)	(1,450)	2,475	3,925
Fund Balance at Beginning of Year:	<u>1,918</u>	<u>1,918</u>	<u>1,918</u>	<u>0</u>
Fund Balance at End of Year:	<u>\$ 468</u>	<u>\$ 468</u>	<u>\$ 4,393</u>	<u>\$ 3,925</u>

City of Delaware, Ohio

Schedule of Revenues, Expenditures, and Changes in Fund Balance

Budget and Actual [Budget Basis]

For the Year Ended December 31, 2009

	Special Revenue Fund: Recreation Center Income Tax			
	Original Budget	Final Budget	Actual	Variance from Final Budget
Revenues:				
Income Taxes	\$ 995,000	\$ 995,000	\$ 994,437	\$ (563)
Interest Income	10,000	10,000	0	(10,000)
Total Revenues	<u>1,005,000</u>	<u>1,005,000</u>	<u>994,437</u>	<u>(10,563)</u>
Expenditures:				
Current:				
Parks & Recreation				
Services & Charges	2,000,000	2,000,000	854,049	1,145,951
Capital Outlay	0	0	110,000	(110,000)
Total Expenditures	<u>2,000,000</u>	<u>2,000,000</u>	<u>964,049</u>	<u>1,145,951</u>
Excess (Deficiency) of Revenues Over Expenditures	(995,000)	(995,000)	30,388	1,025,388
Other Financing Sources:				
Issuance of Note	2,000,000	2,000,000	0	(2,000,000)
Advances In	0	0	350,000	350,000
Advances Out	0	0	(350,000)	(350,000)
Total Other Financing Sources	<u>2,000,000</u>	<u>2,000,000</u>	<u>0</u>	<u>(2,000,000)</u>
Net Change in Fund Balance	1,005,000	1,005,000	30,388	(974,612)
Fund Balance at Beginning of Year:	<u>0</u>	<u>0</u>	<u>0</u>	<u>0</u>
Fund Balance at End of Year:	<u>\$ 1,005,000</u>	<u>\$ 1,005,000</u>	<u>\$ 30,388</u>	<u>\$ (974,612)</u>

City of Delaware, Ohio

Schedule of Revenues, Expenditures, and Changes in Fund Balance

Budget and Actual [Budget Basis]

For the Year Ended December 31, 2009

	Special Revenue Fund: Airport TIF			
	Original Budget	Final Budget	Actual	Variance from Final Budget
Revenues:				
Payments in Lieu of Taxes	\$ 25,000	\$ 61,000	\$ 61,999	\$ 999
Total Revenues	<u>25,000</u>	<u>61,000</u>	<u>61,999</u>	<u>999</u>
Expenditures:				
Current:				
Airport				
Capital Outlay	<u>25,000</u>	<u>61,000</u>	<u>61,000</u>	<u>0</u>
Total Expenditures	<u>25,000</u>	<u>61,000</u>	<u>61,000</u>	<u>0</u>
Net Change in Fund Balance	0	0	999	999
Fund Balance at Beginning of Year:	<u>0</u>	<u>0</u>	<u>0</u>	<u>0</u>
Fund Balance at End of Year:	<u><u>\$ 0</u></u>	<u><u>\$ 0</u></u>	<u><u>\$ 999</u></u>	<u><u>\$ 999</u></u>

City of Delaware, Ohio

Schedule of Revenues, Expenditures, and Changes in Fund Balance

Budget and Actual [Budget Basis]

For the Year Ended December 31, 2009

	Special Revenue Fund: Glenn Road Bridge TIF			
	Original Budget	Final Budget	Actual	Variance from Final Budget
Revenues:				
Payments in Lieu of Taxes	\$ 0	\$ 0	\$ 165,643	\$ 165,643
Intergovernmental	0	0	8,327	8,327
Interest Income	0	0	315	315
Total Revenues	<u>0</u>	<u>0</u>	<u>174,285</u>	<u>174,285</u>
Expenditures:				
Current:				
Public Works				
Services & Charges	0	0	77	(77)
Debt Service:				
Principal Retirement	111,312	111,312	111,312	0
Interest & Fiscal Charges	2,775	2,775	1,966	809
Total Expenditures	<u>114,087</u>	<u>114,087</u>	<u>113,355</u>	<u>732</u>
Excess (Deficiency) of Revenues Over Expenditures	(114,087)	(114,087)	60,930	175,017
Other Financing Sources:				
Issuance of Notes	<u>90,000</u>	<u>90,000</u>	<u>90,000</u>	<u>0</u>
Total Other Financing Sources	<u>90,000</u>	<u>90,000</u>	<u>90,000</u>	<u>0</u>
Net Change in Fund Balance	(24,087)	(24,087)	150,930	175,017
Fund Balance at Beginning of Year:	<u>35,787</u>	<u>35,787</u>	<u>35,787</u>	<u>0</u>
Fund Balance at End of Year:	<u><u>\$ 11,700</u></u>	<u><u>\$ 11,700</u></u>	<u><u>\$ 186,717</u></u>	<u><u>\$ 175,017</u></u>

City of Delaware, Ohio

Schedule of Revenues, Expenditures, and Changes in Fund Balance

Budget and Actual [Budget Basis]

For the Year Ended December 31, 2009

	Special Revenue Fund: Sky Climber/V&P TIF			
	Original Budget	Final Budget	Actual	Variance from Final Budget
Revenues:				
Payments in Lieu of Taxes	\$ 0	\$ 39,788	\$ 39,787	\$ (1)
Total Revenues	<u>0</u>	<u>39,788</u>	<u>39,787</u>	<u>(1)</u>
Expenditures:				
Current:				
General Government				
Reimbursements	0	39,788	39,787	1
Total Expenditures	<u>0</u>	<u>39,788</u>	<u>39,787</u>	<u>1</u>
Net Change in Fund Balance	0	0	0	0
Fund Balance at Beginning of Year:	<u>0</u>	<u>0</u>	<u>0</u>	<u>0</u>
Fund Balance at End of Year:	<u>\$ 0</u>	<u>\$ 0</u>	<u>\$ 0</u>	<u>\$ 0</u>

City of Delaware, Ohio

Schedule of Revenues, Expenditures, and Changes in Fund Balance

Budget and Actual [Budget Basis]

For the Year Ended December 31, 2009

	Special Revenue Fund: Municipal Court			
	Original Budget	Final Budget	Actual	Variance from Final Budget
Revenues:				
Fines & Court Fees	\$ 1,640,600	\$ 1,640,600	\$ 1,834,912	\$ 194,312
Charges for Service	187,000	187,000	216,894	29,894
Reimbursements	80,000	80,000	90,849	10,849
Miscellaneous	29,800	29,800	12,925	(16,875)
Total Revenues	<u>1,937,400</u>	<u>1,937,400</u>	<u>2,155,580</u>	<u>218,180</u>
Expenditures:				
Current:				
Public Safety				
Court Administration				
Personal Services	1,250,905	1,250,905	1,214,551	36,354
Materials & Supplies	24,000	24,000	17,197	6,803
Services & Charges	32,500	32,500	27,320	5,180
Capital Outlay	3,000	3,000	0	3,000
Clerk of Court				
Personal Services	1,056,520	1,056,520	1,032,487	24,033
Materials & Supplies	33,060	33,060	30,628	2,432
Services & Charges	77,073	77,073	73,269	3,804
Capital Outlay	4,692	4,692	4,692	0
Total Expenditures	<u>2,481,750</u>	<u>2,481,750</u>	<u>2,400,144</u>	<u>81,606</u>
Excess (Deficiency) of Revenues Over Expenditures	(544,350)	(544,350)	(244,564)	299,786
Other Financing Sources:				
Transfers In	528,025	528,025	528,025	0
Total Other Financing Sources	<u>528,025</u>	<u>528,025</u>	<u>528,025</u>	<u>0</u>
Net Change in Fund Balance	(16,325)	(16,325)	283,461	299,786
Fund Balance at Beginning of Year:	24,344	24,344	24,344	0
Prior Years Encumbrances	13,325	13,325	13,325	0
Fund Balance at End of Year:	<u>\$ 21,344</u>	<u>\$ 21,344</u>	<u>\$ 321,130</u>	<u>\$ 299,786</u>

City of Delaware, Ohio

Schedule of Revenues, Expenditures, and Changes in Fund Balance

Budget and Actual [Budget Basis]

For the Year Ended December 31, 2009

	Special Revenue Fund: IDIAM			
	Original Budget	Final Budget	Actual	Variance from Final Budget
Revenues:				
Fines & Court Fees	\$ 0	\$ 7,000	\$ 6,355	\$ (645)
Total Revenues	<u>0</u>	<u>7,000</u>	<u>6,355</u>	<u>(645)</u>
Expenditures:				
Current:				
Total Expenditures	<u>0</u>	<u>0</u>	<u>0</u>	<u>0</u>
Net Change in Fund Balance	0	7,000	6,355	(645)
Fund Balance at Beginning of Year:	<u>0</u>	<u>0</u>	<u>0</u>	<u>0</u>
Fund Balance at End of Year:	<u>\$ 0</u>	<u>\$ 7,000</u>	<u>\$ 6,355</u>	<u>\$ (645)</u>

City of Delaware, Ohio*Schedule of Revenues, Expenditures, and Changes in Fund Balance**Budget and Actual [Budget Basis]**For the Year Ended December 31, 2009*

	Special Revenue Fund: Drug Enforcement			
	Original Budget	Final Budget	Actual	Variance from Final Budget
Revenues:				
Fines & Court Fees	\$ 7,500	\$ 7,500	\$ 5,315	\$ (2,185)
Total Revenues	<u>7,500</u>	<u>7,500</u>	<u>5,315</u>	<u>(2,185)</u>
Expenditures:				
Current:				
Public Safety				
Services & Charges	10,000	10,000	1,350	8,650
Capital Outlay	<u>15,000</u>	<u>15,000</u>	<u>1,154</u>	<u>13,846</u>
Total Expenditures	<u>25,000</u>	<u>25,000</u>	<u>2,504</u>	<u>22,496</u>
Net Change in Fund Balance	(17,500)	(17,500)	2,811	20,311
Fund Balance at Beginning of Year:	<u>29,898</u>	<u>29,898</u>	<u>29,898</u>	<u>0</u>
Fund Balance at End of Year:	<u>\$ 12,398</u>	<u>\$ 12,398</u>	<u>\$ 32,709</u>	<u>\$ 20,311</u>

City of Delaware, Ohio

Schedule of Revenues, Expenditures, and Changes in Fund Balance

Budget and Actual [Budget Basis]

For the Year Ended December 31, 2009

	Special Revenue Fund: Court Alcohol Treatment			
	Original Budget	Final Budget	Actual	Variance from Final Budget
Revenues:				
Fines & Court Fees	\$ 40,000	\$ 40,000	\$ 42,316	\$ 2,316
Total Revenues	<u>40,000</u>	<u>40,000</u>	<u>42,316</u>	<u>2,316</u>
Expenditures:				
Current:				
Public Safety				
Services & Charges	250,000	250,000	1,450	248,550
Total Expenditures	<u>250,000</u>	<u>250,000</u>	<u>1,450</u>	<u>248,550</u>
Net Change in Fund Balance	(210,000)	(210,000)	40,866	250,866
Fund Balance at Beginning of Year:	<u>527,205</u>	<u>527,205</u>	<u>527,205</u>	<u>0</u>
Fund Balance at End of Year:	<u><u>\$ 317,205</u></u>	<u><u>\$ 317,205</u></u>	<u><u>\$ 568,071</u></u>	<u><u>\$ 250,866</u></u>

City of Delaware, Ohio

Schedule of Revenues, Expenditures, and Changes in Fund Balance

Budget and Actual [Budget Basis]

For the Year Ended December 31, 2009

	Special Revenue Fund: OMVI Enforcement & Education			
	Original Budget	Final Budget	Actual	Variance from Final Budget
Revenues:				
Fines & Court Fees	\$ 4,250	\$ 4,250	\$ 2,258	\$ (1,992)
Total Revenues	<u>4,250</u>	<u>4,250</u>	<u>2,258</u>	<u>(1,992)</u>
Expenditures:				
Current:				
Public Safety				
Services & Charges	<u>4,000</u>	<u>4,000</u>	<u>3,709</u>	<u>291</u>
Total Expenditures	<u>4,000</u>	<u>4,000</u>	<u>3,709</u>	<u>291</u>
Net Change in Fund Balance	250	250	(1,451)	(1,701)
Fund Balance at Beginning of Year:	<u>5,451</u>	<u>5,451</u>	<u>5,451</u>	<u>0</u>
Fund Balance at End of Year:	<u>\$ 5,701</u>	<u>\$ 5,701</u>	<u>\$ 4,000</u>	<u>\$ (1,701)</u>

City of Delaware, Ohio
Schedule of Revenues, Expenditures, and Changes in Fund Balance
Budget and Actual [Budget Basis]
For the Year Ended December 31, 2009

	Special Revenue Fund: Police Judgment			Variance from Final Budget
	Original Budget	Final Budget	Actual	
Revenues:				
Miscellaneous	\$ 10,000	\$ 10,000	\$ 6,614	\$ (3,386)
Total Revenues	<u>10,000</u>	<u>10,000</u>	<u>6,614</u>	<u>(3,386)</u>
Expenditures:				
Current:				
Public Safety				
Services & Charges	8,560	8,560	100	8,460
Capital Outlay	<u>42,000</u>	<u>42,000</u>	<u>33,896</u>	<u>8,104</u>
Total Expenditures	<u>50,560</u>	<u>50,560</u>	<u>33,996</u>	<u>16,564</u>
Net Change in Fund Balance	(40,560)	(40,560)	(27,382)	13,178
Fund Balance at Beginning of Year:	50,769	50,769	50,769	0
Prior Years Encumbrances	<u>560</u>	<u>560</u>	<u>560</u>	<u>0</u>
Fund Balance at End of Year:	<u>\$ 10,769</u>	<u>\$ 10,769</u>	<u>\$ 23,947</u>	<u>\$ 13,178</u>

City of Delaware, Ohio

Schedule of Revenues, Expenditures, and Changes in Fund Balance

Budget and Actual [Budget Basis]

For the Year Ended December 31, 2009

	Special Revenue Fund: Law Enforcement Trust			
	Original Budget	Final Budget	Actual	Variance from Final Budget
Revenues:				
Total Revenues	<u>\$ 0</u>	<u>\$ 0</u>	<u>\$ 0</u>	<u>\$ 0</u>
Expenditures:				
Current:				
Total Expenditures	<u>0</u>	<u>0</u>	<u>0</u>	<u>0</u>
Net Change in Fund Balance	0	0	0	0
Fund Balance at Beginning of Year:	<u>972</u>	<u>972</u>	<u>972</u>	<u>0</u>
Fund Balance at End of Year:	<u>\$ 972</u>	<u>\$ 972</u>	<u>\$ 972</u>	<u>\$ 0</u>

City of Delaware, Ohio

Schedule of Revenues, Expenditures, and Changes in Fund Balance

Budget and Actual [Budget Basis]

For the Year Ended December 31, 2009

	Special Revenue Fund: Park Exaction Fees			Variance from Final Budget
	Original Budget	Final Budget	Actual	
Revenues:				
Donations & Contributions	\$ 10,000	\$ 10,000	\$ 0	\$ (10,000)
Total Revenues	<u>10,000</u>	<u>10,000</u>	<u>0</u>	<u>(10,000)</u>
Expenditures:				
Current:				
Parks & Recreation				
Capital Outlay	310,000	310,000	95,127	214,873
Total Expenditures	<u>310,000</u>	<u>310,000</u>	<u>95,127</u>	<u>214,873</u>
Net Change in Fund Balance	(300,000)	(300,000)	(95,127)	204,873
Fund Balance at Beginning of Year:	<u>311,457</u>	<u>311,457</u>	<u>311,457</u>	<u>0</u>
Fund Balance at End of Year:	<u><u>\$ 11,457</u></u>	<u><u>\$ 11,457</u></u>	<u><u>\$ 216,330</u></u>	<u><u>\$ 204,873</u></u>

City of Delaware, Ohio

Schedule of Revenues, Expenditures, and Changes in Fund Balance

Budget and Actual [Budget Basis]

For the Year Ended December 31, 2009

	Special Revenue Fund: Computer Legal Research			
	Original Budget	Final Budget	Actual	Variance from Final Budget
Revenues:				
Fines & Court Fees	\$ 294,000	\$ 300,000	\$ 272,632	\$ (27,368)
Total Revenues	<u>294,000</u>	<u>300,000</u>	<u>272,632</u>	<u>(27,368)</u>
Expenditures:				
Current:				
Public Safety				
Services & Charges	129,286	129,286	97,049	32,237
Capital Outlay	<u>206,300</u>	<u>206,300</u>	<u>137,159</u>	<u>69,141</u>
Total Expenditures	<u>335,586</u>	<u>335,586</u>	<u>234,208</u>	<u>101,378</u>
Excess (Deficiency) of Revenues Over Expenditures	(41,586)	(35,586)	38,424	74,010
Other Financing (Uses):				
Transfers Out	<u>(243,825)</u>	<u>(243,825)</u>	<u>(243,825)</u>	<u>0</u>
Total Other Financing (Uses)	<u>(243,825)</u>	<u>(243,825)</u>	<u>(243,825)</u>	<u>0</u>
Net Change in Fund Balance	(285,411)	(279,411)	(205,401)	74,010
Fund Balance at Beginning of Year:	283,305	283,305	283,305	0
Prior Years Encumbrances	<u>6,686</u>	<u>6,686</u>	<u>6,686</u>	<u>0</u>
Fund Balance at End of Year:	<u>\$ 4,580</u>	<u>\$ 10,580</u>	<u>\$ 84,590</u>	<u>\$ 74,010</u>

City of Delaware, Ohio

Schedule of Revenues, Expenditures, and Changes in Fund Balance

Budget and Actual [Budget Basis]

For the Year Ended December 31, 2009

	Special Revenue Fund: Court Special Projects			
	Original Budget	Final Budget	Actual	Variance from Final Budget
Revenues:				
Fines & Court Fees	\$ 99,000	\$ 211,000	\$ 206,877	\$ (4,123)
Total Revenues	<u>99,000</u>	<u>211,000</u>	<u>206,877</u>	<u>(4,123)</u>
Expenditures:				
Current:				
Public Safety				
Services & Charges	40,000	40,000	25,017	14,983
Capital Outlay	<u>84,513</u>	<u>84,513</u>	<u>63,605</u>	<u>20,908</u>
Total Expenditures	<u>124,513</u>	<u>124,513</u>	<u>88,622</u>	<u>35,891</u>
Excess (Deficiency) of Revenues Over Expenditures	(25,513)	86,487	118,255	31,768
Other Financing (Uses):				
Transfers Out	<u>(150,000)</u>	<u>(150,000)</u>	<u>(150,000)</u>	<u>0</u>
Total Other Financing (Uses)	<u>(150,000)</u>	<u>(150,000)</u>	<u>(150,000)</u>	<u>0</u>
Net Change in Fund Balance	(175,513)	(63,513)	(31,745)	31,768
Fund Balance at Beginning of Year:	128,324	128,324	128,324	0
Prior Years Encumbrances	<u>47,513</u>	<u>47,513</u>	<u>47,513</u>	<u>0</u>
Fund Balance at End of Year:	<u>\$ 324</u>	<u>\$ 112,324</u>	<u>\$ 144,092</u>	<u>\$ 31,768</u>

City of Delaware, Ohio
Schedule of Revenues, Expenditures, and Changes in Fund Balance
Budget and Actual [Budget Basis]
For the Year Ended December 31, 2009

	Special Revenue Fund: Indigent EMHA			
	Original Budget	Final Budget	Actual	Variance from Final Budget
Revenues:				
Fines & Court Fees	\$ 2,000	\$ 2,000	\$ 3,461	\$ 1,461
Total Revenues	<u>2,000</u>	<u>2,000</u>	<u>3,461</u>	<u>1,461</u>
Expenditures:				
Current:				
Public Safety				
Services & Charges	<u>5,000</u>	<u>5,000</u>	<u>2,906</u>	<u>2,094</u>
Total Expenditures	<u>5,000</u>	<u>5,000</u>	<u>2,906</u>	<u>2,094</u>
Net Change in Fund Balance	(3,000)	(3,000)	555	3,555
Fund Balance at Beginning of Year:	<u>35,673</u>	<u>35,673</u>	<u>35,673</u>	<u>0</u>
Fund Balance at End of Year:	<u><u>\$ 32,673</u></u>	<u><u>\$ 32,673</u></u>	<u><u>\$ 36,228</u></u>	<u><u>\$ 3,555</u></u>

City of Delaware, Ohio
Schedule of Revenues, Expenditures, and Changes in Fund Balance
Budget and Actual [Budget Basis]
For the Year Ended December 31, 2009

	Special Revenue Fund: Probation Services			
	Original Budget	Final Budget	Actual	Variance from Final Budget
Revenues:				
Fines & Court Fees	\$ 84,500	\$ 85,500	\$ 241,753	\$ 156,253
Total Revenues	<u>84,500</u>	<u>85,500</u>	<u>241,753</u>	<u>156,253</u>
Expenditures:				
Current:				
Public Safety				
Services & Charges	<u>15,000</u>	<u>15,835</u>	<u>15,835</u>	<u>0</u>
Total Expenditures	<u>15,000</u>	<u>15,835</u>	<u>15,835</u>	<u>0</u>
Excess of Revenues Over Expenditures	69,500	69,665	225,918	156,253
Other Financing (Uses):				
Transfers Out	<u>(134,200)</u>	<u>(134,200)</u>	<u>(134,200)</u>	<u>0</u>
Total Other Financing (Uses)	<u>(134,200)</u>	<u>(134,200)</u>	<u>(134,200)</u>	<u>0</u>
Net Change in Fund Balance	(64,700)	(64,535)	91,718	156,253
Fund Balance at Beginning of Year:	<u>64,970</u>	<u>64,970</u>	<u>64,970</u>	<u>0</u>
Fund Balance at End of Year:	<u><u>\$ 270</u></u>	<u><u>\$ 435</u></u>	<u><u>\$ 156,688</u></u>	<u><u>\$ 156,253</u></u>

City of Delaware, Ohio

Schedule of Revenues, Expenditures, and Changes in Fund Balance

Budget and Actual [Budget Basis]

For the Year Ended December 31, 2009

	Special Revenue Fund: Police and Fire Pension			
	<u>Original Budget</u>	<u>Final Budget</u>	<u>Actual</u>	<u>Variance from Final Budget</u>
Revenues:				
Property and Other Taxes	\$ 415,000	\$ 415,000	\$ 403,703	\$ (11,297)
Intergovernmental	<u>41,000</u>	<u>41,000</u>	<u>44,133</u>	<u>3,133</u>
Total Revenues	<u>456,000</u>	<u>456,000</u>	<u>447,836</u>	<u>(8,164)</u>
Expenditures:				
Current:				
Public Safety				
Personal Services	<u>456,000</u>	<u>456,000</u>	<u>447,836</u>	<u>8,164</u>
Total Expenditures	<u>456,000</u>	<u>456,000</u>	<u>447,836</u>	<u>8,164</u>
Net Change in Fund Balance	0	0	0	0
Fund Balance at Beginning of Year:	<u>0</u>	<u>0</u>	<u>0</u>	<u>0</u>
Fund Balance at End of Year:	<u>\$ 0</u>	<u>\$ 0</u>	<u>\$ 0</u>	<u>\$ 0</u>

City of Delaware, Ohio

Schedule of Revenues, Expenditures, and Changes in Fund Balance

Budget and Actual [Budget Basis]

For the Year Ended December 31, 2009

	Special Revenue Fund:			
	Federal Emergency Management Agency			
	Original Budget	Final Budget	Actual	Variance from Final Budget
Revenues:				
Intergovernmental	\$ 0	\$ 69,160	\$ 69,160	\$ 0
Total Revenues	<u>0</u>	<u>69,160</u>	<u>69,160</u>	<u>0</u>
Expenditures:				
Current:				
Public Safety				
Personal Services	0	118,413	118,413	0
Total Expenditures	<u>0</u>	<u>118,413</u>	<u>118,413</u>	<u>0</u>
Net Change in Fund Balance	0	(49,253)	(49,253)	0
Fund Balance at Beginning of Year:	<u>49,253</u>	<u>49,253</u>	<u>49,253</u>	<u>0</u>
Fund Balance at End of Year:	<u>\$ 49,253</u>	<u>\$ 0</u>	<u>\$ 0</u>	<u>\$ 0</u>

City of Delaware, Ohio

Schedule of Revenues, Expenditures, and Changes in Fund Balance

Budget and Actual [Budget Basis]

For the Year Ended December 31, 2009

	Special Revenue Fund: Community Development Block Grant			
	Original Budget	Final Budget	Actual	Variance from Final Budget
Revenues:				
Intergovernmental	\$ 162,068	\$ 243,068	\$ 125,095	\$ (117,973)
Total Revenues	<u>162,068</u>	<u>243,068</u>	<u>125,095</u>	<u>(117,973)</u>
Expenditures:				
Current:				
Community Development				
Services & Charges	26,494	26,494	25,867	627
Capital Outlay	<u>137,870</u>	<u>137,870</u>	<u>128,996</u>	<u>8,874</u>
Total Expenditures	<u>164,364</u>	<u>164,364</u>	<u>154,863</u>	<u>9,501</u>
Net Change in Fund Balance	(2,296)	78,704	(29,768)	(108,472)
Fund Deficit at Beginning of Year:	(71,067)	(71,067)	(71,067)	0
Prior Years Encumbrances	<u>73,364</u>	<u>73,364</u>	<u>73,364</u>	<u>0</u>
Fund Deficit at End of Year:	<u>\$ 1</u>	<u>\$ 81,001</u>	<u>\$ (27,471)</u>	<u>\$ (108,472)</u>

City of Delaware, Ohio

Schedule of Revenues, Expenditures, and Changes in Fund Balance

Budget and Actual [Budget Basis]

For the Year Ended December 31, 2009

	Special Revenue Fund: Economic Development Revolving Loan			
	Original Budget	Final Budget	Actual	Variance from Final Budget
Revenues:				
Charges For Service	\$ 193,557	\$ 193,557	\$ 187,761	\$ (5,796)
Interest Income	7,500	7,500	1,276	(6,224)
Total Revenues	<u>201,057</u>	<u>201,057</u>	<u>189,037</u>	<u>(12,020)</u>
Expenditures:				
Current:				
Community Development				
Services & Charges	30,000	30,000	4,362	25,638
Capital Outlay	<u>150,000</u>	<u>150,000</u>	<u>0</u>	<u>150,000</u>
Total Expenditures	<u>180,000</u>	<u>180,000</u>	<u>4,362</u>	<u>175,638</u>
Net Change in Fund Balance	21,057	21,057	184,675	163,618
Fund Balance at Beginning of Year:	<u>422,878</u>	<u>422,878</u>	<u>422,878</u>	<u>0</u>
Fund Balance at End of Year:	<u>\$ 443,935</u>	<u>\$ 443,935</u>	<u>\$ 607,553</u>	<u>\$ 163,618</u>

City of Delaware, Ohio

Schedule of Revenues, Expenditures, and Changes in Fund Balance

Budget and Actual [Budget Basis]

For the Year Ended December 31, 2009

	Special Revenue Fund: Housing Program Income			
	Original Budget	Final Budget	Actual	Variance from Final Budget
Revenues:				
Charges for Services	\$ 0	\$ 0	\$ 750	\$ 750
Total Revenues	<u>0</u>	<u>0</u>	<u>750</u>	<u>750</u>
Expenditures:				
Current:				
Community Development				
Capital Outlay	<u>22,786</u>	<u>22,786</u>	<u>8,012</u>	<u>14,774</u>
Total Expenditures	<u>22,786</u>	<u>22,786</u>	<u>8,012</u>	<u>14,774</u>
Net Change in Fund Balance	(22,786)	(22,786)	(7,262)	15,524
Fund Balance at Beginning of Year:	<u>25,140</u>	<u>25,140</u>	<u>25,140</u>	<u>0</u>
Fund Balance at End of Year:	<u>\$ 2,354</u>	<u>\$ 2,354</u>	<u>\$ 17,878</u>	<u>\$ 15,524</u>

City of Delaware, Ohio

Schedule of Revenues, Expenditures, and Changes in Fund Balance

Budget and Actual [Budget Basis]

For the Year Ended December 31, 2009

	Special Revenue Fund: Ohio Neighborhood Stabilization Program			
	Original Budget	Final Budget	Actual	Variance from Final Budget
Revenues:				
Intergovernmental	\$ 0	\$ 1,136,655	\$ 0	\$ (1,136,655)
Total Revenues	<u>0</u>	<u>1,136,655</u>	<u>0</u>	<u>(1,136,655)</u>
Expenditures:				
Current:				
Community Development				
Services & Charges	0	113,600	0	113,600
Capital Outlay	<u>0</u>	<u>1,023,055</u>	<u>14,717</u>	<u>1,008,338</u>
Total Expenditures	<u>0</u>	<u>1,136,655</u>	<u>14,717</u>	<u>1,121,938</u>
Net Change in Fund Balance	0	0	(14,717)	(14,717)
Fund Balance at Beginning of Year:	<u>0</u>	<u>0</u>	<u>0</u>	<u>0</u>
Fund Balance (Deficit) at End of Year:	<u>\$ 0</u>	<u>\$ 0</u>	<u>\$ (14,717)</u>	<u>\$ (14,717)</u>

City of Delaware, Ohio

Schedule of Revenues, Expenditures, and Changes in Fund Balance

Budget and Actual [Budget Basis]

For the Year Ended December 31, 2009

	Special Revenue Fund: CHIP Grant 2007			
	Original Budget	Final Budget	Actual	Variance from Final Budget
Revenues:				
Intergovernmental	\$ 0	\$ 16	\$ 0	\$ (16)
Total Revenues	<u>0</u>	<u>16</u>	<u>0</u>	<u>(16)</u>
Expenditures:				
Total Expenditures	<u>0</u>	<u>0</u>	<u>0</u>	<u>0</u>
Excess of Revenues Over Expenditures	0	16	0	(16)
Other Financing Sources:				
Transfers In	<u>0</u>	<u>0</u>	<u>16</u>	<u>16</u>
Total Other Financing Sources	<u>0</u>	<u>0</u>	<u>16</u>	<u>16</u>
Net Change in Fund Balance	0	16	16	0
Fund Balance at Beginning of Year:	<u>(16)</u>	<u>(16)</u>	<u>(16)</u>	<u>0</u>
Fund Balance (Deficit) at End of Year:	<u>\$ (16)</u>	<u>\$ 0</u>	<u>\$ 0</u>	<u>\$ 0</u>

City of Delaware, Ohio

Schedule of Revenue, Expenditures, and Changes in Fund Balance

Budget and Actual [Budget Basis]

For the Year Ended December 31, 2009

	Special Revenue Fund:			
	Fire Donations			
	Original Budget	Final Budget	Actual	Variance From Final Budget
Revenues:				
Donations	\$ 500	\$ 500	\$ 1,000	\$ 500
Total Revenues	<u>500</u>	<u>500</u>	<u>1,000</u>	<u>500</u>
Expenditures:				
Current:				
Public Safety				
Materials & Supplies	<u>1,500</u>	<u>1,500</u>	<u>0</u>	<u>1,500</u>
Total Expenditures	<u>1,500</u>	<u>1,500</u>	<u>0</u>	<u>1,500</u>
Net Change in Fund Balance	(1,000)	(1,000)	1,000	2,000
Fund Balance at Beginning of Year:	<u>3,662</u>	<u>3,662</u>	<u>3,662</u>	<u>0</u>
Fund Balance at End of Year:	<u>\$ 2,662</u>	<u>\$ 2,662</u>	<u>\$ 4,662</u>	<u>\$ 2,000</u>

City of Delaware, Ohio

Schedule of Revenue, Expenditures, and Changes in Fund Balance

Budget and Actual [Budget Basis]

For the Year Ended December 31, 2009

	Special Revenue Fund: Park Donations			
	Original Budget	Final Budget	Actual	Variance From Final Budget
Revenues:				
Donations	\$ 0	\$ 0	\$ 0	\$ 0
Total Revenues	<u>0</u>	<u>0</u>	<u>0</u>	<u>0</u>
Expenditures:				
Current:				
Parks & Recreation				
Capital Outlay	<u>16,500</u>	<u>16,500</u>	<u>0</u>	<u>16,500</u>
Total Expenditures	<u>16,500</u>	<u>16,500</u>	<u>0</u>	<u>16,500</u>
Net Change in Fund Balance	(16,500)	(16,500)	0	16,500
Fund Balance at Beginning of Year:	<u>16,756</u>	<u>16,756</u>	<u>16,756</u>	<u>0</u>
Fund Balance at End of Year:	<u>\$ 256</u>	<u>\$ 256</u>	<u>\$ 16,756</u>	<u>\$ 16,500</u>

City of Delaware, Ohio

Schedule of Revenue, Expenditures, and Changes in Fund Balance

Budget and Actual [Budget Basis]

For the Year Ended December 31, 2009

	Special Revenue Fund: Police Donations			
	Original Budget	Final Budget	Actual	Variance From Final Budget
Revenues:				
Donations	\$ 0	\$ 0	\$ 6,690	\$ 6,690
Total Revenues	<u>0</u>	<u>0</u>	<u>6,690</u>	<u>6,690</u>
Expenditures:				
Current:				
Public Safety				
Materials & Supplies	8,000	8,000	1,065	6,935
Capital Outlay	<u>3,000</u>	<u>3,000</u>	<u>4,893</u>	<u>(1,893)</u>
Total Expenditures	<u>11,000</u>	<u>11,000</u>	<u>5,958</u>	<u>5,042</u>
Net Change in Fund Balance	(11,000)	(11,000)	732	11,732
Fund Balance at Beginning of Year:	<u>11,258</u>	<u>11,258</u>	<u>11,258</u>	<u>0</u>
Fund Balance at End of Year:	<u>\$ 258</u>	<u>\$ 258</u>	<u>\$ 11,990</u>	<u>\$ 11,732</u>

City of Delaware, Ohio*Schedule of Revenue, Expenditures, and Changes in Fund Balance**Budget and Actual [Budget Basis]**For the Year Ended December 31, 2009*

	Special Revenue Fund: Mayor's Donations			
	Original Budget	Final Budget	Actual	Variance From Final Budget
Revenues:				
Donations	\$ 2,750	\$ 2,750	\$ 3,320	\$ 570
Total Revenues	<u>2,750</u>	<u>2,750</u>	<u>3,320</u>	<u>570</u>
Expenditures:				
Current:				
General Government				
Services & Charges	4,000	4,525	4,501	24
Total Expenditures	<u>4,000</u>	<u>4,525</u>	<u>4,501</u>	<u>24</u>
Net Change in Fund Balance	(1,250)	(1,775)	(1,181)	594
Fund Balance at Beginning of Year:	<u>5,291</u>	<u>5,291</u>	<u>5,291</u>	<u>0</u>
Fund Balance at End of Year:	<u>\$ 4,041</u>	<u>\$ 3,516</u>	<u>\$ 4,110</u>	<u>\$ 594</u>

City of Delaware, Ohio

Schedule of Revenue, Expenditures, and Changes in Fund Balance

Budget and Actual [Budget Basis]

For the Year Ended December 31, 2009

	Special Revenue Fund: Project Trust			
	Original Budget	Final Budget	Actual	Variance From Final Budget
Revenues:				
Developers' Fees	\$ 10,000	\$ 10,000	\$ 0	\$ (10,000)
Total Revenues	<u>10,000</u>	<u>10,000</u>	<u>0</u>	<u>(10,000)</u>
Expenditures:				
Current:				
Community Development				
Capital Outlay	<u>141,216</u>	<u>141,216</u>	<u>55,164</u>	<u>86,052</u>
Total Expenditures	<u>141,216</u>	<u>141,216</u>	<u>55,164</u>	<u>86,052</u>
Net Change in Fund Balance	(131,216)	(131,216)	(55,164)	76,052
Fund Balance at Beginning of Year:	500,072	500,072	500,072	0
Prior Years Encumbrances	<u>26,216</u>	<u>26,216</u>	<u>26,216</u>	<u>0</u>
Fund Balance at End of Year:	<u>\$ 395,072</u>	<u>\$ 395,072</u>	<u>\$ 471,124</u>	<u>\$ 76,052</u>

City of Delaware, Ohio

Schedule of Revenue, Expenditures, and Changes in Fund Balance

Budget and Actual [Budget Basis]

For the Year Ended December 31, 2009

	Debt Service Fund: General Obligation Bond Retirement			
	Original Budget	Final Budget	Actual	Variance from Final Budget
Revenues:				
Interest Income	\$ 0	\$ 0	\$ 395	\$ 395
Total Revenues	<u>0</u>	<u>0</u>	<u>395</u>	<u>395</u>
Expenditures:				
Debt Service:				
Services & Charges	20,000	20,000	3,554	16,446
Principal Retirement	574,000	574,000	505,000	69,000
Interest & Fiscal Charges	<u>425,337</u>	<u>411,624</u>	<u>350,586</u>	<u>61,038</u>
Total Expenditures	<u>1,019,337</u>	<u>1,005,624</u>	<u>859,140</u>	<u>146,484</u>
Excess (Deficiency) of Revenues Over Expenditures	(1,019,337)	(1,005,624)	(858,745)	146,879
Other Financing Sources (Uses):				
Premium on Debt Issuance	0	0	4,004	4,004
Transfer In	1,024,337	1,024,337	855,587	(168,750)
Transfers Out	<u>0</u>	<u>0</u>	<u>(5,000)</u>	<u>(5,000)</u>
Total Other Financing Sources (Uses)	<u>1,024,337</u>	<u>1,024,337</u>	<u>854,591</u>	<u>(169,746)</u>
Net Change in Fund Balance	5,000	18,713	(4,154)	(22,867)
Fund Balance at Beginning of Year:	<u>78,295</u>	<u>78,295</u>	<u>78,295</u>	<u>0</u>
Fund Balance at End of Year:	<u>\$ 83,295</u>	<u>\$ 97,008</u>	<u>\$ 74,141</u>	<u>\$ (22,867)</u>

City of Delaware, Ohio

Schedule of Revenue, Expenditures, and Changes in Fund Balance

Budget and Actual [Budget Basis]

For the Year Ended December 31, 2009

	Debt Service Fund:			
	Special Assessment Bond Retirement			
	Original Budget	Final Budget	Actual	Variance from Final Budget
Revenues:				
Special Assessments	\$ 42,045	\$ 42,045	\$ 35,239	\$ (6,806)
Interest Income	<u>0</u>	<u>0</u>	<u>38</u>	<u>38</u>
Total Revenues	<u>42,045</u>	<u>42,045</u>	<u>35,277</u>	<u>(6,768)</u>
Expenditures:				
Debt Service:				
Special Assessment Retirement	39,000	39,000	39,000	0
Interest & Fiscal Charges	<u>3,678</u>	<u>3,678</u>	<u>3,677</u>	<u>1</u>
Total Expenditures	<u>42,678</u>	<u>42,678</u>	<u>42,677</u>	<u>1</u>
Deficiency of Revenues Over Expenditures	(633)	(633)	(7,400)	(6,767)
Other Financing Sources:				
Transfers In	<u>0</u>	<u>0</u>	<u>5,000</u>	<u>5,000</u>
Total Other Financing Sources	<u>0</u>	<u>0</u>	<u>5,000</u>	<u>5,000</u>
Net Change in Fund Balance	(633)	(633)	(2,400)	(1,767)
Fund Balance at Beginning of Year:	<u>2,440</u>	<u>2,440</u>	<u>2,440</u>	<u>0</u>
Fund Balance at End of Year:	<u><u>\$ 1,807</u></u>	<u><u>\$ 1,807</u></u>	<u><u>\$ 40</u></u>	<u><u>\$ (1,767)</u></u>

City of Delaware, Ohio

Schedule of Revenues, Expenditures and Changes In Fund Balance

Budget and Actual [Budget Basis]

For the Year Ended December 31, 2009

	Capital Projects Fund: FAA Airport Expansion			
	Original Budget	Final Budget	Actual	Variance from Final Budget
Revenues:				
Intergovernmental	\$ 950,000	\$ 950,000	\$ 0	\$ (950,000)
Total Revenues	<u>\$ 950,000</u>	<u>\$ 950,000</u>	<u>\$ 0</u>	<u>\$ (950,000)</u>
Expenditures:				
Capital Outlay	1,000,000	1,000,000	0	1,000,000
Total Expenditures	<u>1,000,000</u>	<u>1,000,000</u>	<u>0</u>	<u>1,000,000</u>
Excess (Deficiency) of Revenues Over Expenditures	(50,000)	(50,000)	0	50,000
Other Financing Sources:				
Transfers In	33,779	33,779	0	(33,779)
Total Other Financing Sources	<u>33,779</u>	<u>33,779</u>	<u>0</u>	<u>(33,779)</u>
Net Change in Fund Balance	(16,221)	(16,221)	0	16,221
Fund Balance at Beginning of Year:	<u>16,221</u>	<u>16,221</u>	<u>16,221</u>	<u>0</u>
Fund Balance at End of Year:	<u><u>\$ 0</u></u>	<u><u>\$ 0</u></u>	<u><u>\$ 16,221</u></u>	<u><u>\$ 16,221</u></u>

City of Delaware, Ohio

Schedule of Revenues, Expenditures and Changes In Fund Balance

Budget and Actual [Budget Basis]

For the Year Ended December 31, 2009

	Capital Projects Fund: FAA Airport Allocation/Improvement			
	Original Budget	Final Budget	Actual	Variance from Final Budget
Revenues:				
Intergovernmental	\$ 123,500	\$ 160,000	\$ 0	\$ (160,000)
Total Revenues	<u>123,500</u>	<u>160,000</u>	<u>0</u>	<u>(160,000)</u>
Expenditures:				
Current:				
Airport				
Capital Outlay	<u>130,000</u>	<u>167,761</u>	<u>167,761</u>	<u>0</u>
Total Expenditures	<u>130,000</u>	<u>167,761</u>	<u>167,761</u>	<u>0</u>
Deficiency of Revenues Over Expenditures	(6,500)	(7,761)	(167,761)	(160,000)
Other Financing Sources:				
Transfers In	<u>6,500</u>	<u>14,900</u>	<u>8,388</u>	<u>(6,512)</u>
Total Other Financing Sources	<u>6,500</u>	<u>14,900</u>	<u>8,388</u>	<u>(6,512)</u>
Net Change in Fund Balance	0	7,139	(159,373)	(166,512)
Fund at Beginning of Year:	<u>11,140</u>	<u>11,140</u>	<u>11,140</u>	<u>0</u>
Fund Balance at End of Year:	<u>\$ 11,140</u>	<u>\$ 18,279</u>	<u>\$ (148,233)</u>	<u>\$ (166,512)</u>

City of Delaware, Ohio

Schedule of Revenues, Expenditures and Changes In Fund Balance

Budget and Actual [Budget Basis]

For the Year Ended December 31, 2009

	Capital Projects Fund: Equipment Replacement			Variance from Final Budget
	Original Budget	Final Budget	Actual	
Revenues:				
Total Revenues	\$ 0	\$ 0	\$ 0	\$ 0
Expenditures:				
Current:				
Capital Outlay	228,467	228,467	145,472	82,995
Total Expenditures	228,467	228,467	145,472	82,995
Excess (Deficiency) of Revenues Over Expenditures	(228,467)	(228,467)	(145,472)	82,995
Other Financing Sources:				
Transfers In	275,000	275,000	275,000	0
Total Other Financing Sources	275,000	275,000	275,000	0
Net Change in Fund Balance	46,533	46,533	129,528	82,995
Fund Balance at Beginning of Year:	282,979	282,979	282,979	0
Prior Years Encumbrances	22,267	22,267	22,267	0
Fund Balance at End of Year:	\$ 351,779	\$ 351,779	\$ 434,774	\$ 82,995

City of Delaware, Ohio

Schedule of Revenues, Expenditures and Changes In Fund Balance

Budget and Actual [Budget Basis]

For the Year Ended December 31, 2009

	Capital Projects Fund:			Variance from Final Budget
	Original Budget	Final Budget	Actual	
Revenues:				
Impact Fees	\$ 85,000	\$ 85,000	\$ 124,475	\$ 39,475
Interest Income	0	0	2,230	2,230
Total Revenues	<u>85,000</u>	<u>85,000</u>	<u>126,705</u>	<u>41,705</u>
Expenditures:				
Current:				
Parks & Recreation				
Services & Charges	4,312	4,312	4,690	(378)
Capital Outlay	5,000	5,000	0	5,000
Debt Service:				
Principal Retirement	<u>725,000</u>	<u>725,000</u>	<u>725,000</u>	<u>0</u>
Total Expenditures	<u>734,312</u>	<u>734,312</u>	<u>729,690</u>	<u>4,622</u>
Excess (Deficiency) of Revenues Over Expenditures	(649,312)	(649,312)	(602,985)	46,327
Other Financing Sources (Uses):				
Issuance of Bonds	100,000	100,000	0	(100,000)
Issuance of Notes	0	0	100,000	100,000
Transfers Out	<u>(234,293)</u>	<u>(234,293)</u>	<u>(234,293)</u>	<u>0</u>
Total Other Financing Sources (Uses)	<u>(134,293)</u>	<u>(134,293)</u>	<u>(134,293)</u>	<u>0</u>
Net Change in Fund Balance	(783,605)	(783,605)	(737,278)	46,327
Fund Balance at Beginning of Year:	1,070,600	1,070,600	1,070,600	0
Prior Years Encumbrances	<u>4,312</u>	<u>4,312</u>	<u>4,312</u>	<u>0</u>
Fund Balance at End of Year:	<u>\$ 291,307</u>	<u>\$ 291,307</u>	<u>\$ 337,634</u>	<u>\$ 46,327</u>

City of Delaware, Ohio

Schedule of Revenues, Expenditures and Changes In Fund Balance

Budget and Actual [Budget Basis]

For the Year Ended December 31, 2009

	Capital Projects Fund: Police Impact Fees			Variance from Final Budget
	Original Budget	Final Budget	Actual	
Revenues:				
Impact Fees	\$ 185,000	\$ 185,000	\$ 48,753	\$ (136,247)
Interest Income	0	0	1,598	1,598
Total Revenues	<u>185,000</u>	<u>185,000</u>	<u>50,351</u>	<u>(134,649)</u>
Expenditures:				
Current:				
Public Safety				
Services & Charges	20,518	20,518	4,442	16,076
Capital Outlay	280,316	280,316	197,358	82,958
Debt Service:				
Principal Retirement	1,100,000	1,100,000	1,100,000	0
Interest & Fiscal Charges	27,424	27,424	27,424	0
Total Expenditures	<u>1,428,258</u>	<u>1,428,258</u>	<u>1,329,224</u>	<u>99,034</u>
Deficiency of Revenues Over Expenditures	(1,243,258)	(1,243,258)	(1,278,873)	(35,615)
Other Financing Sources:				
Issuance of Notes	1,100,000	1,100,000	1,100,000	0
Premium on Debt Issuance	0	0	8,008	(8,008)
Total Other Financing Sources	<u>1,100,000</u>	<u>1,100,000</u>	<u>1,108,008</u>	<u>(8,008)</u>
Net Change in Fund Balance	(143,258)	(143,258)	(170,865)	(43,623)
Fund Balance at Beginning of Year:	330,956	330,956	330,956	0
Prior Years Encumbrances	<u>256,834</u>	<u>256,834</u>	<u>256,834</u>	<u>0</u>
Fund Balance at End of Year:	<u>\$ 444,532</u>	<u>\$ 444,532</u>	<u>\$ 416,925</u>	<u>\$ (43,623)</u>

City of Delaware, Ohio

Schedule of Revenues, Expenditures and Changes In Fund Balance

Budget and Actual [Budget Basis]

For the Year Ended December 31, 2009

	Capital Projects Fund: Fire Impact Fees			
	Original Budget	Final Budget	Actual	Variance from Final Budget
Revenues:				
Impact Fees	\$ 140,000	\$ 140,000	\$ 61,737	\$ (78,263)
Interest Income	<u>7,500</u>	<u>7,500</u>	<u>3,059</u>	<u>(4,441)</u>
Total Revenues	<u>147,500</u>	<u>147,500</u>	<u>64,796</u>	<u>(82,704)</u>
Expenditure:				
Current:				
Public Safety				
Capital Outlay	<u>850,000</u>	<u>850,000</u>	<u>0</u>	<u>850,000</u>
Total Expenditures	<u>850,000</u>	<u>850,000</u>	<u>0</u>	<u>850,000</u>
Net Change in Fund Balance	(702,500)	(702,500)	64,796	767,296
Fund Balance at Beginning of Year:	<u>1,157,734</u>	<u>1,157,734</u>	<u>1,157,734</u>	<u>0</u>
Fund Balance at End of Year:	<u>\$ 455,234</u>	<u>\$ 455,234</u>	<u>\$ 1,222,530</u>	<u>\$ 767,296</u>

City of Delaware, Ohio

Schedule of Revenues, Expenditures and Changes In Fund Balance

Budget and Actual [Budget Basis]

For the Year Ended December 31, 2009

	Capital Projects Fund: Municipal Impact Fees			Variance from Final Budget
	Original Budget	Final Budget	Actual	
Revenues:				
Impact Fees	\$ 200,000	\$ 200,000	\$ 58,331	\$ (141,669)
Interest Income	15,000	15,000	2,409	(12,591)
Total Revenues	<u>215,000</u>	<u>215,000</u>	<u>60,740</u>	<u>(154,260)</u>
Expenditure:				
Current:				
General Government				
Capital Outlay	684,336	704,336	682,158	22,178
Debt Service:				
Principal Retirement	2,500,000	2,500,000	2,500,000	0
Interest & Fiscal Charges	62,327	62,327	62,326	1
Total Expenditures	<u>3,246,663</u>	<u>3,266,663</u>	<u>3,244,484</u>	<u>22,179</u>
Deficiency of Revenues Over Expenditures	(3,031,663)	(3,051,663)	(3,183,744)	(132,081)
Other Financing Sources:				
Issuance of Bonds	2,400,000	2,400,000	0	2,400,000
Issuance of Notes	0	0	2,400,000	(2,400,000)
Premium on Debt Issues	0	0	17,472	(17,472)
Transfers Out	(99,750)	(99,750)	0	99,750
Total Other Financing Sources	<u>2,300,250</u>	<u>2,300,250</u>	<u>2,417,472</u>	<u>82,278</u>
Net Change in Fund Balance	(731,413)	(751,413)	(766,272)	(49,803)
Fund Balance at Beginning of Year:	768,734	768,734	768,734	0
Prior Years Encumbrances	466,914	466,914	466,914	0
Fund Balance at End of Year:	<u>\$ 504,235</u>	<u>\$ 484,235</u>	<u>\$ 469,376</u>	<u>\$ (14,859)</u>

City of Delaware, Ohio

Schedule of Revenues, Expenditures and Changes In Fund Balance

Budget and Actual [Budget Basis]

For the Year Ended December 31, 2009

	Capital Projects Fund: Glenn Road Middle Construction			
	Original Budget	Final Budget	Actual	Variance from Final Budget
Revenues:				
Interest Income	\$ 0	\$ 0	\$ 177	\$ 177
Total Revenues	<u>0</u>	<u>0</u>	<u>177</u>	<u>177</u>
Expenditure:				
Current:				
Public Works				
Services & Charges	0	0	223	(223)
Capital Outlay	0	109,273	109,260	13
Debt Service:				
Principal Retirement	313,111	313,111	313,111	0
Interest & Fiscal Charges	<u>7,810</u>	<u>7,810</u>	<u>5,532</u>	<u>2,278</u>
Total Expenditures	<u>320,921</u>	<u>430,194</u>	<u>428,126</u>	<u>2,291</u>
Excess (Deficiency) of Revenues Over Expenditures	(320,921)	(430,194)	(427,949)	2,245
Other Financing Sources:				
Issuance of Notes	<u>260,000</u>	<u>400,000</u>	<u>370,000</u>	<u>(30,000)</u>
Total Other Financing Sources	<u>260,000</u>	<u>400,000</u>	<u>370,000</u>	<u>(30,000)</u>
Net Change in Fund Balance	(60,921)	(30,194)	(57,949)	(27,755)
Fund Balance at Beginning of Year:	<u>76,709</u>	<u>76,709</u>	<u>76,709</u>	<u>0</u>
Fund Balance at End of Year:	<u>\$ 15,788</u>	<u>\$ 46,515</u>	<u>\$ 18,760</u>	<u>\$ (27,755)</u>

City of Delaware, Ohio

Schedule of Revenues, Expenditures and Changes In Fund Balance

Budget and Actual [Budget Basis]

For the Year Ended December 31, 2009

	Capital Projects Fund: Glenn Road North Construction			
	Original Budget	Final Budget	Actual	Variance from Final Budget
Revenues:				
Interest Income	\$ 0	\$ 0	\$ 5,912	\$ 5,912
Total Revenues	<u>0</u>	<u>0</u>	<u>5,912</u>	<u>5,912</u>
Expenditure:				
Current:				
Public Works				
Services & Charges	131,094	131,094	118,557	12,537
Capital Outlay	1,608,000	1,608,000	77,463	1,530,537
Debt Service:				
Principal Retirement	2,500,000	2,500,000	2,500,000	0
Interest & Fiscal Charges	62,350	62,350	44,174	18,176
Total Expenditures	<u>4,301,444</u>	<u>4,301,444</u>	<u>2,740,194</u>	<u>1,548,713</u>
Excess (Deficiency) of Revenues Over Expenditures	(4,301,444)	(4,301,444)	(2,734,282)	1,567,162
Other Financing Sources:				
Issuance of Notes	<u>2,300,000</u>	<u>2,480,000</u>	<u>2,390,000</u>	<u>(90,000)</u>
Total Other Financing Sources	<u>2,300,000</u>	<u>2,480,000</u>	<u>2,390,000</u>	<u>(90,000)</u>
Net Change in Fund Balance	(2,001,444)	(1,821,444)	(344,282)	1,477,162
Fund Balance at Beginning of Year:	1,998,119	1,998,119	1,998,119	0
Prior Years Encumbrances	<u>124,094</u>	<u>124,094</u>	<u>124,094</u>	<u>0</u>
Fund Balance (Deficit) at End of Year:	<u>\$ 120,769</u>	<u>\$ 300,769</u>	<u>\$ 1,777,931</u>	<u>\$ 1,477,162</u>

City of Delaware, Ohio*Schedule of Revenues, Expenses, and Changes in Fund Equity**Budget and Actual [Budget Basis]**For the Year Ended December 31, 2009*

	Enterprise Fund: Golf Course			
	Original Budget	Final Budget	Actual	Variance from Final Budget
Revenues:				
Charges For Service	\$ 195,750	\$ 195,750	\$ 183,919	\$ (11,831)
Miscellaneous	1,250	1,250	3,464	2,214
Total Revenues	<u>197,000</u>	<u>197,000</u>	<u>187,383</u>	<u>(9,617)</u>
Expenses:				
Personal Services	135,277	135,277	130,309	4,968
Materials & Supplies	28,000	28,000	23,794	4,206
Services & Charges	34,093	34,093	24,778	9,315
Refunds	400	400	294	106
Capital Outlay	3,000	3,000	2,878	122
Total Expenses	<u>200,770</u>	<u>200,770</u>	<u>182,053</u>	<u>18,717</u>
Net Change in Fund Equity	(3,770)	(3,770)	5,330	9,100
Fund Equity at Beginning of Year:	90,565	90,565	90,565	0
Prior Years Encumbrances	<u>1,111</u>	<u>1,111</u>	<u>1,111</u>	<u>0</u>
Fund Equity at End of Year:	<u>\$ 87,906</u>	<u>\$ 87,906</u>	<u>\$ 97,006</u>	<u>\$ 9,100</u>

City of Delaware, Ohio

Schedule of Revenues, Expenses, and Changes in Fund Equity

Budget and Actual [Budget Basis]

For the Year Ended December 31, 2009

	Enterprise Fund:			
	Parking Lots			
	Original Budget	Final Budget	Actual	Variance from Final Budget
Revenues:				
Charges For Service	\$ 59,372	\$ 59,372	\$ 45,711	\$ (13,661)
Total Revenues	<u>59,372</u>	<u>59,372</u>	<u>45,711</u>	<u>(13,661)</u>
Expenses:				
Services & Charges	<u>38,965</u>	<u>38,965</u>	<u>33,308</u>	<u>5,657</u>
Total Expenses	<u>38,965</u>	<u>38,965</u>	<u>33,308</u>	<u>5,657</u>
Net Change in Fund Equity	20,407	20,407	12,403	(8,004)
Fund Equity at Beginning of Year:	<u>32,847</u>	<u>32,847</u>	<u>32,847</u>	<u>0</u>
Fund Equity at End of Year:	<u>\$ 53,254</u>	<u>\$ 53,254</u>	<u>\$ 45,250</u>	<u>\$ (8,004)</u>

City of Delaware, Ohio

Schedule of Revenues, Expenses, and Changes in Fund Equity

Budget and Actual [Budget Basis]

For the Year Ended December 31, 2009

	Enterprise Fund: Watershed Grant			
	Original Budget	Final Budget	Actual	Variance from Final Budget
Revenues:				
Intergovernmental	\$ 26,250	\$ 26,250	\$ 35,000	\$ 8,750
Total Revenues	<u>26,250</u>	<u>26,250</u>	<u>35,000</u>	<u>8,750</u>
Expenses:				
Services & Charges	50,262	94,013	94,013	0
Total Expenses	<u>50,262</u>	<u>94,013</u>	<u>94,013</u>	<u>0</u>
Excess (Deficiency) Of Revenues Over Expenses	(24,012)	(67,763)	(59,013)	8,750
Other Financing Sources:				
Transfers in	0	25,000	0	(25,000)
Total Other Financing Sources	<u>0</u>	<u>25,000</u>	<u>0</u>	<u>(25,000)</u>
Net Change in Fund Equity	(24,012)	(42,763)	(59,013)	(16,250)
Fund Equity at Beginning of Year:	<u>59,013</u>	<u>59,013</u>	<u>59,013</u>	<u>0</u>
Fund Equity at End of Year:	<u>\$ 35,001</u>	<u>\$ 16,250</u>	<u>\$ 0</u>	<u>\$ (16,250)</u>

City of Delaware, Ohio*Schedule Of Revenues , Expenses, And Changes In Fund Equity**Budget And Actual [Budget Basis]**For The Year Ended December 31, 2009*

	Internal Service Fund:			
	Garage Rotary			
	Original Budget	Final Budget	Actual	Variance From Final Budget
Revenues:				
Charges For Services	\$ 530,301	\$ 575,000	\$ 530,828	\$ (44,172)
Total Revenues	<u>530,301</u>	<u>575,000</u>	<u>530,828</u>	<u>(44,172)</u>
Expenses:				
Personal Services	289,807	289,807	277,276	12,531
Materials & Supplies	355,331	355,331	284,324	71,007
Services & Charges	48,944	48,944	39,030	9,914
Capital Outlay	0	0	1,250	(1,250)
Total Expenses	<u>694,082</u>	<u>694,082</u>	<u>601,880</u>	<u>92,202</u>
Net Change in Fund Equity	(163,781)	(119,082)	(71,052)	48,030
Fund Equity At Beginning Of Year:	132,455	132,455	132,455	0
Prior Years Encumbrances	<u>86,232</u>	<u>86,232</u>	<u>86,232</u>	<u>0</u>
Fund Equity (Deficit) At End Of Year:	<u>\$ 54,906</u>	<u>\$ 99,605</u>	<u>\$ 147,635</u>	<u>\$ 48,030</u>

City of Delaware, Ohio

Schedule Of Revenues , Expenses, And Changes In Fund Equity

Budget And Actual [Budget Basis]

For The Year Ended December 31, 2009

	Internal Service Fund: Information Technology Rotary			
	Original Budget	Final Budget	Actual	Variance From Final Budget
Revenues:				
Charges For Services	\$ 691,327	\$ 720,000	\$ 691,327	\$ (28,673)
Total Revenues	<u>691,327</u>	<u>720,000</u>	<u>691,327</u>	<u>(28,673)</u>
Expenses:				
Technology				
Personal Services	303,513	301,320	293,206	8,114
Materials & Supplies	4,210	4,210	1,640	2,570
Services & Charges	19,950	19,950	6,708	13,242
Capital Outlay	10,000	10,000	0	10,000
Support				
Materials & Supplies	5,652	5,545	2,417	3,128
Services & Charges	335,201	335,201	256,766	78,435
Capital Outlay	55,554	55,554	38,532	17,022
Geographical Information Systems				
Personal Services	77,823	77,273	77,141	132
Materials & Supplies	1,760	1,760	708	1,052
Services & Charges	22,998	22,998	14,344	8,654
Capital Outlay	<u>9,913</u>	<u>9,913</u>	<u>0</u>	<u>9,913</u>
Total Expenses	<u>846,574</u>	<u>843,724</u>	<u>691,462</u>	<u>152,262</u>
Net Change in Fund Equity	(155,247)	(123,724)	(135)	123,589
Fund Equity At Beginning Of Year:	125,836	125,836	125,836	0
Prior Years Encumbrances	<u>63,614</u>	<u>63,614</u>	<u>63,614</u>	<u>0</u>
Fund Equity At End Of Year:	<u>\$ 34,203</u>	<u>\$ 65,726</u>	<u>\$ 189,315</u>	<u>\$ 123,589</u>

City of Delaware, Ohio*Schedule Of Revenues , Expenses, And Changes In Fund Equity**Budget And Actual [Budget Basis]**For The Year Ended December 31, 2009*

	Internal Service Fund: Self-Insurance			Variance
	Original Budget	Final Budget	Actual	From Final Budget
Revenues:				
Charges For Services	\$ 3,690,380	\$ 3,690,380	\$ 3,582,608	\$ (107,772)
Reimbursements	75,000	75,000	214,558	139,558
Total Revenues	<u>3,765,380</u>	<u>3,765,380</u>	<u>3,797,166</u>	<u>31,786</u>
Expenses:				
Services & Charges	3,845,450	3,849,150	3,434,643	414,507
Refunds	<u>20,000</u>	<u>20,000</u>	<u>24,745</u>	<u>(4,745)</u>
Total Expenses	<u>3,865,450</u>	<u>3,869,150</u>	<u>3,459,388</u>	<u>409,762</u>
Net Change in Fund Equity	(100,070)	(103,770)	337,778	441,548
Fund Equity At Beginning Of Year:	2,026,982	2,026,982	2,026,982	0
Prior Years Encumbrances	<u>6,974</u>	<u>6,974</u>	<u>6,974</u>	<u>0</u>
Fund Equity At End Of Year:	<u>\$ 1,933,886</u>	<u>\$ 1,930,186</u>	<u>\$ 2,371,734</u>	<u>\$ 441,548</u>

City of Delaware, Ohio*Schedule Of Revenues , Expenses, And Changes In Fund Equity**Budget And Actual [Budget Basis]**For The Year Ended December 31, 2009*

	Internal Service Fund: Worker's Compensation			
	Original Budget	Final Budget	Actual	Variance From Final Budget
Revenues:				
Charges For Services	\$ 551,382	\$ 551,382	\$ 549,859	\$ (1,523)
Reimbursements	0	0	11,713	11,713
Total Revenues	<u>551,382</u>	<u>551,382</u>	<u>561,572</u>	<u>10,190</u>
Expenses:				
Services & Charges	<u>588,000</u>	<u>588,000</u>	<u>545,757</u>	<u>42,243</u>
Total Expenses	<u>588,000</u>	<u>588,000</u>	<u>545,757</u>	<u>42,243</u>
Net Change in Fund Equity	(36,618)	(36,618)	15,815	52,433
Fund Equity At Beginning Of Year:	893,086	893,086	893,086	0
Prior Years Encumbrances	<u>2,500</u>	<u>2,500</u>	<u>2,500</u>	<u>0</u>
Fund Equity At End Of Year:	<u>\$ 858,968</u>	<u>\$ 858,968</u>	<u>\$ 911,401</u>	<u>\$ 52,433</u>

City of Delaware, Ohio

Statistical Section

This part of the City of Delaware’s comprehensive annual financial report presents detailed information as a context for understanding what the information in the financial statements, note disclosures, and required supplementary information says about the government’s overall financial health.

Contents	Page
<i>Financial Trends</i>	170
These schedules contain trend information to help the reader understand how the government’s financial performance and well-being have changed over time.	
<i>Revenue Capacity</i>	174
These schedules contain information to help the reader assess the government’s most significant local revenue source; Income Tax.	
<i>Debt Capacity</i>	180
These schedules present information to help the reader assess the affordability of the government’s current levels of outstanding debt and the government’s ability to issue additional debt in the future.	
<i>Demographic and Economic Information</i>	185
These schedules offer demographic and economic indicators to help the reader understand the environment within which the government’s financial activities take place.	
<i>Operating Information</i>	187
These schedules contain service and infrastructure data to help the reader understand how the information in the government’s financial report relates to the services the government provides and the activities it performs.	

Sources: Unless otherwise noted, the information in these schedules is derived from the comprehensive annual financial reports for the relevant year.

Schedule 1

City of Delaware, Ohio
 Net Assets by Component,
 Last Seven Years

[accrual basis of accounting]

	<i>Year</i>						
	<u>2003</u>	<u>2004</u>	<u>2005</u>	<u>2006</u>	<u>2007</u>	<u>2008 [as restated]</u>	<u>2009</u>
Governmental Activities							
Invested in Capital Assets, Net of Related Debt	\$ 48,786,426	\$ 53,734,712	\$ 36,119,949	\$ 35,015,936	\$ 40,627,934	\$ 44,510,126	\$ 42,301,184
Restricted	7,178,436	6,499,267	5,345,258	5,759,898	9,577,121	8,888,379	12,481,627
Unrestricted	<u>2,049,620</u>	<u>(983,729)</u>	<u>8,243,880</u>	<u>13,704,954</u>	<u>8,657,196</u>	<u>9,232,749</u>	<u>10,388,349</u>
Total Governmental Activities Net Assets	<u>\$ 58,014,482</u>	<u>\$ 59,250,250</u>	<u>\$ 49,709,087</u>	<u>\$ 54,480,788</u>	<u>\$ 58,862,251</u>	<u>\$ 62,631,254</u>	<u>\$ 65,171,160</u>
Business-Type Activities							
Invested in Capital Assets, Net of Related Debt	\$ 36,005,376	\$ 40,280,555	\$ 30,575,792	\$ 56,663,776	\$ 59,276,013	\$ 62,280,398	\$ 62,977,540
Unrestricted	<u>16,211,765</u>	<u>12,326,691</u>	<u>32,735,271</u>	<u>14,695,814</u>	<u>14,708,083</u>	<u>14,658,030</u>	<u>14,352,925</u>
Total Business-Type Activities Net Assets	<u>\$ 52,217,141</u>	<u>\$ 52,607,246</u>	<u>\$ 63,311,063</u>	<u>\$ 71,359,590</u>	<u>\$ 73,984,096</u>	<u>\$ 76,938,428</u>	<u>\$ 77,330,465</u>
Primary Government							
Invested in Capital Assets, Net of Related Debt	\$ 84,791,802	\$ 94,015,267	\$ 66,695,741	\$ 91,679,712	\$ 99,903,947	\$ 106,790,524	\$ 105,278,724
Restricted	7,178,436	6,499,267	5,345,258	5,759,898	9,577,121	8,888,379	12,481,627
Unrestricted	<u>18,261,385</u>	<u>11,342,962</u>	<u>40,979,151</u>	<u>28,400,768</u>	<u>23,365,279</u>	<u>23,890,779</u>	<u>24,741,274</u>
Total Primary Government Net Assets	<u>\$ 110,231,623</u>	<u>\$ 111,857,496</u>	<u>\$ 113,020,150</u>	<u>\$ 125,840,378</u>	<u>\$ 132,846,347</u>	<u>\$ 139,569,682</u>	<u>\$ 142,501,625</u>

Note: government-wide data was not available for years 1998-2002.

City of Delaware, Ohio

Changes in Net Assets,
Last Seven Years*[accrual basis of accounting]*

	Year						
	2003	2004	2005	2006	2007	2008 (restated)	2009
Expenses¹							
Governmental Activities:							
General Government	\$ 4,439,942	\$ 5,954,344	\$ 5,696,978	\$ 6,008,692	\$ 5,597,600	\$ 5,673,407	\$ 4,319,605
Public Safety	7,602,437	8,737,027	9,008,365	10,353,575	10,571,167	11,524,263	11,814,941
Municipal Court	2,689,667	2,938,634	2,358,227	2,370,261	2,636,439	3,173,354	3,167,772
Parks & Recreation	1,447,946	1,497,378	1,555,662	1,472,748	1,512,507	1,765,238	1,686,291
Community Development	166,605	552,172	1,269,899	948,545	427,025	445,970	78,974
Airport	975,137	846,752	1,097,678	1,025,762	1,082,282	1,213,569	1,125,084
Public Works	2,142,969	2,032,793	2,602,443	3,099,066	3,599,331	4,681,247	3,780,545
Interest and Charges	311,973	282,549	427,008	864,700	966,999	909,767	551,336
Total Governmental Activities Expenses	19,776,676	22,841,649	24,016,260	26,143,349	26,393,350	29,386,815	26,524,548
Business-Type Activities:							
Water	3,824,527	3,728,993	4,608,834	3,953,015	3,390,558	4,948,492	4,221,018
Sewer	4,257,567	8,199,201	4,312,244	4,518,766	6,436,978	7,043,539	7,357,116
Storm Sewer ²	n/a	n/a	1,112,564	741,292	629,824	666,681	667,325
Refuse	1,932,540	2,107,979	2,543,973	2,451,294	2,506,714	2,621,832	2,465,141
Other Business-Type Activities	238,771	227,703	212,033	282,615	243,723	237,816	315,875
Total Business-Type Activities	10,253,405	14,263,876	12,789,648	11,946,982	13,207,797	15,518,360	15,026,475
Total Primary Government Expenses	\$ 30,030,081	\$ 37,105,525	\$ 36,805,908	\$ 38,090,331	\$ 39,601,147	\$ 44,905,175	\$ 41,551,023
Program Revenues							
Governmental Activities:							
Charges for Services:							
General Government	\$ 326,268	\$ 861,893	\$ 1,525,298	\$ 651,023	\$ 1,750,636	\$ 940,558	\$ 848,521
Public Safety	972,490	971,644	1,082,643	1,039,665	635,824	638,080	678,647
Municipal Court	2,042,104	1,896,059	2,235,526	2,351,132	2,558,368	2,371,950	3,111,673
Parks & Recreation	207,361	245,291	265,264	267,985	367,014	422,942	412,909
Community Development	0	0	16,085	93,471	43,761	47,056	37,733
Airport	369,913	385,671	524,526	591,341	648,524	725,862	591,902
Public Works	706,908	720,427	388,800	0	0	159,407	100,522
Operating Grants and Contributions	1,147,921	970,510	798,258	1,071,113	767,520	1,432,856	786,367
Capital Grants and Contributions	8,387,277	3,490,805	6,036,615	4,852,213	5,085,496	5,471,180	3,250,089
Total Governmental Activities Program Revenues	14,160,242	9,542,300	12,873,015	10,917,943	11,857,143	12,209,891	9,818,363
Business-Type Activities:							
Charges for Services:							
Water	4,281,133	4,281,930	4,442,117	4,252,033	4,394,712	4,678,500	3,995,280
Sewer	5,166,648	5,607,457	5,549,206	5,235,430	5,547,183	6,739,840	6,416,812
Storm Sewer ¹	n/a	n/a	736,246	745,718	679,704	753,136	774,379
Refuse	1,922,633	2,028,058	2,196,242	2,307,315	2,416,904	2,525,397	2,833,424
Other Activities	196,634	212,556	223,711	229,534	235,988	234,060	229,472
Operating Grants and Contributions	100,000	0	0	0	26,250	135,000	35,000
Capital Grants and Contributions	2,419,111	2,060,010	2,984,965	4,082,046	1,548,355	2,615,142	839,623
Total Business-Type Activities Program Revenues	14,086,159	14,190,011	16,132,487	16,852,076	14,849,096	17,681,075	15,123,990
Total Primary Government Program Revenues	\$ 28,246,401	\$ 23,732,311	\$ 29,005,502	\$ 27,770,019	\$ 26,706,239	\$ 29,890,966	\$ 24,942,353
Net (Expense)/Revenue							
Governmental Activities	\$ (5,616,434)	\$ (13,299,349)	\$ (11,143,245)	\$ (15,225,406)	\$ (14,536,207)	\$ (17,176,924)	\$ (16,706,185)
Business-Type Activities	3,832,754	(73,865)	3,342,839	4,905,094	1,641,299	2,162,715	97,515
Total Primary Government Net Expense	\$ (1,783,680)	\$ (13,373,214)	\$ (7,800,406)	\$ (10,320,312)	\$ (12,894,908)	\$ (15,014,209)	\$ (16,608,670)
General Revenues and Other Changes in Net Assets							
Governmental Activities:							
Taxes							
Property Taxes	\$ 1,393,088	\$ 1,412,269	\$ 1,473,996	\$ 1,715,499	\$ 1,793,182	\$ 1,849,164	\$ 1,825,092
Income Taxes	9,866,116	10,550,673	11,462,224	12,182,520	13,420,687	14,077,081	14,938,237
Other Taxes	985,386	66,055	79,176	71,016	57,116	64,531	62,339
Gain on Sale of Assets	0	0	0	0	0	758,080	20,837
Grants and Contributions not Restricted to Specific Programs	1,413,575	2,101,340	1,676,817	2,227,802	1,906,545	2,365,978	1,599,125
Payments in Lieu of Taxes	0	0	0	0	0	947,129	243,756
Unrestricted Contributions	0	0	0	0	0	632,655	217,878
Interest Income	163,845	219,904	608,037	1,510,900	1,130,374	711,891	240,559
Miscellaneous	641,604	256,714	198,615	877,320	609,766	218,147	124,484
Transfers	0	0	0	0	0	0	(26,216)
Total Governmental Activities	14,463,614	14,606,955	15,498,865	18,585,057	18,917,670	21,624,656	19,246,091
Business-Type Activities:							
Interest Income	159,525	271,658	715,454	1,188,877	889,996	619,542	31,687
Gain on Sale of Assets	0	0	0	0	0	0	14,858
Miscellaneous	107,323	192,312	175,736	63,347	93,211	203,529	221,761
Transfers	0	0	0	0	0	0	26,216
Total Business-Type Activities	266,848	463,970	891,190	1,252,224	983,207	823,071	294,522
Total Primary Government	\$ 14,730,462	\$ 15,070,925	\$ 16,390,055	\$ 19,837,281	\$ 19,900,877	\$ 22,447,727	\$ 19,540,613
Change in Net Assets							
Governmental Activities	\$ 8,847,180	\$ 1,307,606	\$ 4,355,620	\$ 3,359,651	\$ 4,381,463	\$ 4,447,732	\$ 2,539,906
Business-Type Activities	4,099,602	390,105	4,234,029	6,157,318	2,624,506	2,985,786	392,037
Total Primary Government	\$ 12,946,782	\$ 1,697,711	\$ 8,589,649	\$ 9,516,969	\$ 7,005,969	\$ 7,433,518	\$ 2,931,943

¹ In 2009, Municipal Court related expenses have been reported separately from Public Safety. Prior years have been restated, accordingly² Storm Sewer fund was reclassified as an Enterprise fund beginning 2005.

Note: government-wide data was not available for years 1998-2002.

Schedule 3

City of Delaware, Ohio

Fund Balances, Governmental Funds,
Last Ten Years

[modified accrual basis of accounting]

	2000	2001	2002	2003	2004	2005	2006	2007	2008	2009
General Fund										
Reserved	\$ 339,228	\$ 255,506	\$ 231,661	\$ 226,809	\$ 213,391	\$ 269,444	\$ 210,664	\$ 194,256	\$ 146,602	\$ 311,399
Unreserved	2,800,842	2,260,832	2,303,518	2,456,378	3,113,297	3,729,728	3,320,589	4,636,153	4,329,430	3,363,482
Total General Fund	<u>\$ 3,140,070</u>	<u>\$ 2,516,338</u>	<u>\$ 2,535,179</u>	<u>\$ 2,683,187</u>	<u>\$ 3,326,688</u>	<u>\$ 3,999,172</u>	<u>\$ 3,531,253</u>	<u>\$ 4,830,409</u>	<u>\$ 4,476,032</u>	<u>\$ 3,674,881</u>
All Other Governmental Funds										
Reserved	\$ 1,482,068	\$ 1,491,285	\$ 2,253,052	\$ 1,372,275	\$ 1,253,020	\$ 2,778,059	\$ 4,919,173	\$ 3,148,272	\$ 3,286,888	\$ 2,260,622
Unreserved, Reported In:										
Special Revenue Funds	1,079,935	1,276,168	2,179,278	3,140,296	3,539,715	3,541,396	2,493,707	4,554,423	3,617,503	4,367,987
Debt Service Funds	0	0	0	0	0	(318,829)	(194,149)	(164,215)	(95,031)	(40,584)
Capital Project Funds	(4,516,848)	(4,511,291)	(804,010)	1,506,675	371,534	(2,099,828)	(1,716,753)	(8,441,470)	(9,670,311)	(10,265,440)
Total All Other Governmental Funds	<u>\$ (1,954,845)</u>	<u>\$ (1,743,838)</u>	<u>\$ 3,628,320</u>	<u>\$ 6,019,246</u>	<u>\$ 5,164,269</u>	<u>\$ 3,900,798</u>	<u>\$ 5,501,978</u>	<u>\$ (902,990)</u>	<u>\$ (2,860,951)</u>	<u>\$ (3,677,415)</u>

Note: For years prior to 2003, Expendable trust fund amounts have been combined with Special Revenue fund amounts.

Schedule 4

City of Delaware, Ohio

Changes in Fund Balances, Governmental Funds,

Last Ten Years

[modified accrual basis of accounting]

	Year ³									
	2000	2001	2002	2003	2004	2005	2006	2007	2008	2009
Revenues										
Taxes [see Schedule 5]	\$ 10,733,637	\$ 11,230,251	\$ 10,782,142	\$ 11,859,111	\$ 11,786,991	\$ 12,908,446	\$ 13,803,188	\$ 15,294,360	\$ 15,833,459	\$ 16,447,243
Intergovernmental	3,626,573	3,120,269	5,530,654	4,355,608	4,543,844	5,354,783	4,712,298	5,498,301	4,411,719	4,420,892
Payments in Lieu of Taxes	0	0	0	0	0	0	0	0	144,180	123,249
Interest	675,754	454,767	292,926	163,845	219,904	608,037	1,510,900	1,130,374	711,891	240,559
Fees, Licenses, and Permits	427,603	451,097	741,040	741,570	1,235,725	1,293,068	812,802	695,102	911,800	649,967
Fines and Forfeitures	1,635,375	1,653,540	1,844,675	1,900,594	1,621,581	2,099,499	2,185,519	2,272,295	2,170,171	2,745,278
Impact Fees	0	706,551	666,832	893,389	732,316	716,595	671,769	635,868	947,185	313,320
Charges for Services	852,812	1,883,641	2,421,532	1,705,364	3,036,944	2,954,540	2,009,778	3,066,440	2,236,182	2,262,787
Miscellaneous Revenues	483,754	193,882	567,899	857,642	434,934	182,596	924,699	478,365	575,290	588,769
Total Revenues	18,435,508	19,693,998	22,847,700	22,477,123	23,612,239	26,117,564	26,630,953	29,071,105	27,941,877	27,792,064
Expenditures										
Public Safety										
Police/911	3,740,174	3,905,840	3,836,938	4,070,244	4,648,003	4,601,572	5,308,311	5,747,008	6,082,182	6,711,910
Fire	3,049,641	3,066,456	3,334,892	3,438,285	3,923,493	3,826,612	4,302,064	4,437,377	4,827,021	5,021,164
Municipal Court	1,355,506	1,644,428	1,903,792	1,794,277	1,907,380	1,831,658	1,991,201	2,116,629	2,541,708	2,774,856
Other	432,583	440,070	445,741	457,304	507,569	491,003	354,756	507,724	555,251	647,593
Parks & Recreation	1,034,662	1,120,855	1,121,938	1,203,380	1,285,589	1,253,301	1,322,053	1,342,676	1,476,899	2,454,881
Community Development ¹	301,165	464,469	752,151	456,969	548,626	1,266,499	937,467	414,304	449,766	144,508
Airport	221,863	287,357	369,265	535,025	501,920	554,198	703,117	632,474	735,271	687,147
Public Works	2,831,660	2,314,450	2,548,826	2,213,029	2,726,141	2,059,117	2,083,994	2,337,900	3,878,769	2,797,245
General Government	3,476,711	4,642,908	4,643,895	4,020,113	5,048,933	5,336,851	5,536,024	5,374,168	5,385,890	4,145,850
Capital Outlay	3,655,561	1,948,591	3,933,418	2,504,776	2,764,706	2,421,987	6,950,049	9,842,843	3,919,563	3,217,430
Refunds	0	0	0	0	0	5,908	1,477	0	0	0
Debt Service										
Principal	1,766,000	23,037	24,888	178,000	250,775	272,551	279,293	523,889	540,976	563,915
Interest and Charges	418,382	319,795	193,844	320,187	245,922	305,161	622,553	959,636	984,232	759,014
Total Expenditures	22,283,908	20,178,256	23,109,587	21,191,589	24,359,057	24,226,418	30,392,359	34,236,628	31,377,528	29,925,513
Excess of Revenues Over/(Under)										
Expenditures	(3,848,400)	(484,258)	(261,887)	1,285,534	(746,818)	1,891,146	(3,761,406)	(5,165,523)	(3,435,651)	(2,133,449)
Other Financing Sources (Uses)										
Issuance of Bonds	154,525	0	5,655,000	0	0	0	3,720,000	0	0	0
Issuance of Notes	0	0	0	0	475,000	0	0	0	0	0
Proceeds of Capital Lease	0	0	0	0	60,342	0	0	59,791	0	0
Sale of Assets ²	0	0	0	0	0	0	0	0	1,123,313	37,085
Transfers In	6,785,696	4,450,518	8,491,229	3,763,354	3,411,829	5,915,144	8,449,668	5,744,361	5,671,567	5,804,230
Transfers Out	(6,785,696)	(4,452,481)	(8,493,341)	(3,763,354)	(3,411,829)	(5,915,144)	(8,453,298)	(5,744,361)	(5,671,567)	(5,804,230)
Total Other Financing Sources (Uses)	154,525	(1,963)	5,652,888	0	535,342	0	3,716,370	59,791	1,123,313	37,085
Net Change in Fund Balances	\$ (3,693,875)	\$ (486,221)	\$ 5,391,001	\$ 1,285,534	\$ (211,476)	\$ 1,891,146	\$ (45,036)	\$ (5,105,732)	\$ (2,312,338)	\$ (2,096,364)
Debt Service as a Percentage of										
Noncapital Expenditures <i>[as restated]</i>	11.73%	1.88%	1.14%	2.89%	2.46%	2.63%	3.91%	8.11%	6.10%	5.27%

¹ Community development expenditures, except for grant-related, were included in General Government until 2000.

² Due to materiality, Sale of Assets was reported in Miscellaneous Revenues until 2008.

³ 2006-2008 were restated to properly report premiums on the sale of bond anticipation notes as interest revenue

Schedule 5

City of Delaware, Ohio

Tax Revenues by Source, Governmental Funds,
Last Ten Years

[modified accrual basis of accounting]

<i>Year</i>	<i>Property</i>	<i>Income</i>	<i>Other</i>	<i>Total</i>
2000	1,079,982	9,123,165	530,490	10,733,637
2001	1,131,939	9,410,685	687,627	11,230,251
2002	1,189,421	8,812,788	779,933	10,782,142
2003	1,393,088	9,832,755	633,268	11,859,111
2004	1,412,269	10,271,309	103,413	11,786,991
2005	1,473,996	11,319,280	115,170	12,908,446
2006	1,715,499	11,980,011	107,678	13,803,188
2007	1,793,182	13,408,017	93,161	15,294,360
2008	1,849,164	13,919,764	64,531	15,833,459
2009	1,825,092	14,559,812	62,339	16,447,243
Change 2000 to 2009	68.99%	59.59%	-88.25%	53.23%

Schedule 6

City of Delaware, Ohio

Assessed Value and Actual Value of Taxable Property,
Last Ten Years

[in Thousands of Dollars]

Collection Year Ended December 31	Real Property				Total Taxable Assessed Value	Total Direct Tax Rate	Estimated Actual Taxable Value	Assessed Value as a Percentage of Actual Value
	Residential Property	Commercial Property	Public Utility	Personal Property				
2000	\$ 247,956	\$ 121,403	\$ 15,152	\$ 70,931	\$ 455,442	2.70	\$ 1,357,726	33.54 %
2001	266,229	111,885	15,066	71,981	465,161	2.70	1,417,595	32.81
2002	282,578	120,800	12,133	75,336	490,847	2.70	1,494,735	32.84
2003	330,107	139,991	13,168	71,399	554,666	2.70	1,624,421	34.15
2004	350,985	154,571	13,402	62,877	581,835	2.70	1,734,245	33.55
2005	377,678	150,328	13,416	72,441	613,863	2.70	1,836,683	33.42
2006	457,358	159,383	13,542	56,820	687,103	2.70	2,028,089	33.88
2007	494,524	155,988	12,805	41,101	704,418	2.70	2,059,595	34.20
2008	513,443	163,712	12,838	24,704	714,697	2.70	2,070,223	34.52
2009	511,997	168,759	15,848	734	697,338	2.70	2,015,746	34.59

Source: Delaware County Auditor's Office

Schedule 7

City of Delaware, Ohio

Direct and Overlapping Property Tax Rates,
Last Ten Years

[rate per \$1,000 of assessed value]

Collection Year	City of Delaware			Overlapping Rates ¹			Total Direct & Overlapping Rates
	General Fund	Fire Pension	Total Direct	County	School District	Other	
2000	2.10	0.60	2.70	5.62	65.95	8.30	82.57
2001	2.10	0.60	2.70	5.62	66.00	8.30	82.62
2002	2.10	0.60	2.70	5.61	65.37	4.08	77.76
2003	2.10	0.60	2.70	5.61	64.97	4.05	77.33
2004	2.10	0.60	2.70	5.61	64.73	4.02	77.06
2005	2.10	0.60	2.70	5.61	67.96	3.99	80.26
2006	2.10	0.60	2.70	5.98	67.18	3.98	79.84
2007	2.10	0.60	2.70	6.10	67.76	3.97	80.53
2008	2.10	0.60	2.70	6.10	67.10	3.96	79.86
2009	2.10	0.60	2.70	6.30	67.42	3.94	80.36

Source: Delaware County Auditor's Office

Note: The City's basic property tax rate may be increased only by a majority vote of the City's residen

¹ Overlapping rates are those of local and county governments that apply to property owners within t
overlapping rates apply to all Delaware property owners: annexed properties may still pay township
City taxes.

Schedule 8

City of Delaware, Ohio

Principal Property Tax Payers,
Current Year and Eight Years Ago

Taxpayer	<u>2009</u>			<u>2001</u>		
			<i>Percentage of Total City Taxable Assessed</i>			<i>Percentage of Total City Taxable Assessed</i>
	<i>Taxable Assessed Value</i>	<i>Rank</i>	<i>Value</i>	<i>Taxable Assessed Value</i>	<i>Rank</i>	<i>Value</i>
Columbus Southern Power Co.	\$ 12,511,380	1	1.83 %	\$ 7,197,222	1	1.55 %
Kroger Company	7,106,630	2	1.04	—	—	—
Dominion Homes, Inc	4,786,660	3	0.70	—	—	—
Bowtown Apartments, Inc.	4,529,210	4	0.66	4,508,000	2	0.97
Willow Brook Christian	4,299,800	5	0.63	4,011,840	4	0.86
USPG Portfolio Two, LLC	3,990,890	6	0.58	—	—	—
SARBG Delaware, LTD	3,871,670	7	0.57	—	—	—
Western Auto Supply	2,584,440	8	0.38	—	—	—
Columbia Gas of Ohio	2,573,000	9	0.38	—	—	—
First Industrial L P	2,545,830	10	0.37	—	—	—
Byers Realty LLC	2,330,800	11	0.34	—	—	—
PPG Industries	2,226,180	12	0.33	2,708,265	9	0.58
Long Real Estate, Inc.	2,158,830	13	0.32	2,851,170	7	0.61
City of Delaware	2,154,480	14	0.31	—	—	—
Sam Dong Ohio Inc	2,116,630	15	0.31	—	—	—
Hayes Colony LTD	2,072,320	16	0.30	—	—	—
Glimcher Properties	—	—	—	4,413,150	3	0.95
Crown Group, Ltd.	—	—	—	3,670,695	5	0.79
DMI Distribution	—	—	—	3,276,840	6	0.70
Nippert Electrical Products, Co.	—	—	—	2,830,765	8	0.61
Olentangy Building & Development LTD	—	—	—	2,645,790	10	0.57
	<u>\$ 61,858,750</u>		<u>8.73 %</u>	<u>\$ 38,113,737</u>		<u>8.19 %</u>

Source: Delaware County Auditor's Office. Information was only available back to 2001.

Schedule 9

City of Delaware, Ohio

Property Tax Levies and Collections,
Last Ten Years

Tax Year/ Collection Year	Total Tax Levy	Current Tax Collections ¹	Percentage of		Total Tax Collections	Percentage of		Outstanding Delinquent Taxes ²	Percentage of	
			Current Collections to Current Levy	Delinquent Tax Collections		Total Collections to Total Tax Levy	Outstanding Delinquent Taxes to Total Tax Levy			
1999/2000	\$ 1,014,744	\$ 996,574	98.21	%	\$ 61,691	\$1,058,265	104.29	%	\$ 20,548	2.02 %
2000/2001	1,065,848	988,055	92.70		60,358	1,048,413	98.36		32,853	3.08
2001/2002	1,094,996	1,054,791	96.33		32,259	1,087,050	99.27		34,330	3.14
2002/2003	1,296,642	1,234,797	95.23		61,652	1,296,449	99.99		34,469	2.66
2003/2004	1,580,882	1,515,521	95.87		43,562	1,559,083	98.62		54,899	3.47
2004/2005	1,608,059	1,592,740	99.05		35,061	1,627,801	101.23		56,590	3.52
2005/2006	1,680,176	1,603,236	95.42		44,870	1,648,106	98.09		40,269	2.40
2006/2007	1,748,691	1,690,890	96.69		49,908	1,740,798	99.55		50,851	2.91
2007/2008	1,883,475	1,807,518	95.97		72,451	1,879,969	99.81		60,275	3.20
2008/2009	1,832,785	1,771,209	96.64		78,723	1,849,932	100.94		76,821	4.19

¹ State reimbursement of homestead and rollback exemptions are included.

² Amounts listed include penalties and interest.

Source: Delaware County Auditor's Office, City of Delaware Finance Department

Schedule 10

City of Delaware, Ohio

Income Tax Revenue by Source,
Last Ten Years
*[modified accrual basis of
accounting, in thousands of dollars]*

	<u>2000</u>	<u>2001</u>	<u>2002</u>	<u>2003</u>	<u>2004</u>	<u>2005</u>	<u>2006</u>	<u>2007</u>	<u>2008</u>	<u>2009</u>
Business Accounts	\$ 1,058	\$ 801	\$ 521	\$ 634	\$ 811	\$ 938	\$ 1,138	\$ 1,283	\$ 1,794	\$ 1,270
Residential Accounts	1,590	1,730	1,751	1,777	1,880	2,354	2,597	2,638	2,886	3,213
Withholding Accounts	6,459	6,862	6,916	7,422	7,580	7,880	8,245	8,945	9,240	10,077
Total Income Tax Revenues	<u>\$ 9,107</u>	<u>\$ 9,393</u>	<u>\$ 9,188</u>	<u>\$ 9,833</u>	<u>\$ 10,271</u>	<u>\$ 11,172</u>	<u>\$ 11,980</u>	<u>\$ 12,866</u>	<u>\$ 13,920</u>	<u>\$ 14,560</u>

Source: City of Delaware Tax Department

Schedule 11

City of Delaware, Ohio

Ratios of Outstanding Debt by Type,
Last Ten Years

[dollars in thousands, except per capita]

Year	Governmental Activities			Business-Type Activities					Total Primary Government	e of Personal Income ¹	Per Capita ¹
	General	Special	Capital Leases	Water Bonds	Sewer Bonds	General		Capital Leases			
	Obligation Bonds	Assessment Bonds				Obligation Bonds	Loans Payable				
2000	\$ 0	\$ 313	\$ 0	\$ 0	\$ 3,875	\$ 0	\$ 0	\$ 0	\$ 4,188	0.47 %	\$ 166
2001	0	288	0	0	3,640	0	0	0	3,928	0.42	151
2002	5,655	261	0	0	0	7,735	0	0	13,651	1.36	497
2003	5,505	233	0	0	0	7,290	0	0	13,028	1.20	449
2004	5,290	202	56	0	0	6,840	4,985	38	17,411	1.53	580
2005	5,070	169	36	0	0	6,380	18,593	24	30,272	2.48	961
2006	8,565	135	16	0	0	10,930	23,199	11	42,856	3.38	1,339
2007	8,093	99	60	0	0	10,297	25,222	0	43,771	3.34	1,347
2008	7,608	62	41	0	0	9,647	24,251	0	41,609	3.14	1,244
2009	7,103	23	21	0	15,150	8,976	23,245	0	54,518	3.46	1,594

Note: Details regarding the City's outstanding debt can be found in the Notes to the Financial Statements.

¹ See Schedule 16 for personal income and population data.

Sources: City of Delaware Finance Department, Economic Development Department

Schedule 12

City of Delaware, Ohio

Ratios of General Bonded Debt Outstanding, *[restated]*

Last Ten Years

[dollars in thousands, except per capita]

<i>Year</i>	<i>General Obligation Bonds</i>	<i>Less: Amounts Available in Debt Service Fund</i>	<i>Total</i>	<i>Percentage of Estimated Actual Taxable Value of Property¹</i>	<i>Per Capita²</i>
2000	0	596	(596)	(0.04)	(24)
2001	0	362	(362)	(0.03)	(14)
2002	13,390	230	13,160	0.88	479
2003	12,795	89	12,706	0.78	438
2004	12,130	77	12,053	0.69	402
2005	11,450	157	11,293	0.61	364
2006	19,495	9	19,486	0.96	609
2007	18,390	0	18,390	0.89	566
2008	17,255	0	17,255	0.83	517
2009	16,079	0	16,079	0.80	471

Note: Further details regarding the City's outstanding debt can be found in the Notes to the Financial Statements. The amounts were restated to include both governmental and business-type bonds.

¹ See Schedule 6 for property value data.

² Population data can be found in Schedule 16.

Schedule 13

City of Delaware, Ohio

Direct and Overlapping Governmental Activities Debt,
As of December 31, 2009

<u>Governmental Unit</u>	<u>Debt Outstanding</u>	<u>Estimated Percentage Applicable¹</u>	<u>Share of Overlapping Debt</u>
Debt repaid with property taxes: County	\$ 42,744,892	11.14%	\$ 4,761,781
Subtotal, Overlapping Debt			<u>4,761,781</u>
City of Delaware direct debt			<u>7,146,734</u>
Total Direct and Overlapping Debt			<u><u>\$ 11,908,515</u></u>

Sources: Debt outstanding and assessed value data used to estimate applicable percentages provided by the County Auditor.

Note: Overlapping governments are those that coincide, at least in part, with the geographic boundaries of the City. This schedule estimates the portion of the outstanding debt of those overlapping governments that is borne by the residents and businesses of the City of Delaware. This process recognizes that, when considering the City's ability to issue and repay long-term debt, the entire debt burden borne by the residents and businesses should be taken into account. However, this does not imply that every taxpayer is a resident, and therefore responsible for repaying the debt, of each overlapping government.

¹ The percentage of overlapping debt applicable is estimated using taxable assessed property values. Applicable percentages were estimated by determining the portion of the county's taxable assessed value that is within the City's boundaries and dividing it by the county's total taxable assessed value.

Schedule 14

City of Delaware, Ohio

Legal Debt Margin Information,
Last Nine Years

[dollars in thousands]

	2001		2002		2003		2004		2005		2006		2007		2008		2009	
	voted:	unvoted:	voted:	unvoted:	voted:	unvoted:	voted:	unvoted:	voted:	unvoted:	voted:	unvoted:	voted:	unvoted:	voted:	unvoted:	voted:	unvoted:
Debt Limit	\$ 49,073	\$ 25,705	\$ 51,767	\$ 27,116	\$ 58,081	\$ 30,424	\$ 60,492	\$ 31,686	\$ 59,543	\$ 28,849	\$ 63,328	\$ 29,098	\$ 66,514	\$ 30,987	\$ 67,373	\$ 31,638	\$ 73,220	\$ 38,354
Total Net Debt Applicable to Limit <i>(restated)</i> ¹	7,909	7,909	6,803	6,803	6,793	6,793	8,202	8,202	13,109	13,109	21,476	21,476	25,261	25,261	25,210	25,210	29,310	29,310
Legal Debt Margin	\$ 41,164	\$ 17,796	\$ 44,964	\$ 20,313	\$ 51,288	\$ 23,631	\$ 52,290	\$ 23,484	\$ 46,434	\$ 15,740	\$ 41,852	\$ 7,622	\$ 41,253	\$ 5,726	\$ 42,163	\$ 6,428	\$ 43,910	\$ 9,044
Total Net Debt Applicable to the Limit as a Percentage of Debt Limit	83.88%	69.23%	86.86%	74.91%	88.30%	77.67%	86.44%	74.11%	77.98%	54.56%	66.09%	26.19%	62.02%	18.48%	62.58%	20.32%	59.97%	23.58%

Legal Debt Margin Calculation for Year 2009

	Voted limit:	Unvoted Limit:
	10.5%	5.5%
Assessed value	\$ 697,338	\$ 697,338
Debt limit [% of assessed value]	73,220	38,354
Debt applicable to limit:		
General Obligation Debt	\$ 29,310	
Less amount set aside for repayment of general obligation debt.	0	
Total Net Debt Applicable to Limit	29,310	29,310
Legal Debt Margin	\$ 43,910	\$ 9,044

Note: Under state finance law, the City's outstanding general obligation debt should not exceed 10.5% of total assessed property value for voted debt, nor 5.5% of the total for unvoted debt. By law, the general obligation debt subject to the limitation may be offset by amounts set aside for repaying general obligation bonds.

¹ Data was restated to include all general obligation debt, not just bonds. Debt information was only available back to 2001.

Schedule 15

City of Delaware, Ohio
Pledged-Revenue Coverage,
Last Ten Years
[dollars in thousands]

Fiscal Year	Water Revenue Bonds						Sewer Revenue Bonds & Loans					
	Water Charges and Other ¹	Less: Operating ²	Net Available Revenue	Debt Service		Coverage	Sewer Charges and Other ¹	Less: Operating ²	Net Available Revenue	Debt Service		Coverage
				Principal	Interest					Principal	Interest	
2000	\$ 3,183	\$ 1,592	\$ 1,591	0	0	—	\$ 3,026	\$ 1,594	\$ 1,432	\$ 227	\$ 234	3.11
2001	2,991	2,927	64	0	0	—	3,059	2,322	737	237	223	1.60
2002	2,886	3,018	(132)	0	0	—	3,408	2,620	788	248	211	1.72
2003	2,805	3,351	(546)	0	0	—	3,518	2,826	692	0	0	—
2004	N/A	N/A	N/A	0	0	—	N/A	N/A	N/A	0	0	—
2005	N/A	N/A	N/A	0	0	—	N/A	N/A	N/A	0	0	—
2006	N/A	N/A	N/A	0	0	—	N/A	N/A	N/A	0	0	—
2007	N/A	N/A	N/A	0	0	—	5,171	3,052	2,119	1,121	195	1.61
2008	N/A	N/A	N/A	0	0	—	5,866	3,312	2,554	874	892	1.45
2009	N/A	N/A	N/A	0	0	—	5,971	3,050	2,921	1,541	1,631	0.92

Fiscal Year	Special Assessment Bonds			
	Special Assessments Collections	Debt Service		Coverage
		Principal	Interest	
2000	\$ 19	\$ 11	\$ 13	0.79
2001	46	25	18	1.07
2002	37	27	17	0.84
2003	38	28	15	0.88
2004	37	31	14	0.82
2005	36	33	12	0.80
2006	37	34	10	0.84
2007	36	36	8	0.82
2008	38	37	6	0.88
2009	35	39	4	0.81

Note: Details regarding the City's outstanding debt can be found in the Notes to the Financial Statements.

¹ Charges and Other Revenues do not include Capacity Fees or Contributed Assets.

² Operating Expenses do not include Depreciation or Debt Service.

Schedule 16

City of Delaware, Ohio

Demographic and Economic Statistics,
Last Ten Years

<i>Year</i>	<i>Population</i> ¹	<i>Personal Income</i> <i>[thousands of dollars]</i>	<i>Per Capita Personal</i> <i>Income</i> ¹	<i>School Enrollment</i> ²	<i>Unemployment</i> <i>Rate</i> ³
2000	25,243	883,505	35,000	4,105	1.80
2001	26,500	943,400	35,600	4,165	2.80
2002	27,450	1,007,415	36,700	4,454	3.70
2003	29,000	1,081,700	37,300	4,499	3.80
2004	30,012	1,140,456	38,000	4,487	3.70
2005	31,000	1,193,500	38,500	4,614	3.20
2006	32,000	1,217,600	38,050	4,683	3.80
2007	32,500	1,312,188	40,375	4,686	4.00
2008	33,440	1,325,863	39,649	4,837	3.90
2009	34,168	1,572,787	46,031	4,800	7.80

Sources: U.S Census Bureau, Bureau of Economic Analysis, Delaware City Schools

¹ "Population estimates and Projections ", published by the U.S. Department of Commerce, Bureau of the Census, where available. When unavailable, estimates are interpolated based on increases in construction of single and double family homes.

² Delaware City School District

³ Ohio Bureau of Employment Services, Civilian Labor Force Research and Statistics Estimates

Schedule 17

City of Delaware, Ohio

Principal Business Withholdings Taxpayers,
Current Year and Ten Years Ago

Employer	2009				1999			
	<i>Taxes Paid</i> ¹	<i>Rank</i>	<i>of Total Business</i> ¹	<i>of Total City</i> ²	<i>Taxes Paid</i> ¹	<i>Rank</i>	<i>of Total Business</i> ¹	<i>of Total City</i> ²
The Kroger Company	\$ 646,609	1	6.42 %	4.44 %	\$ 58,450	17	0.90 %	0.64 %
Delaware County Auditor	553,424	2	5.49	3.80	261,848	2	4.05	2.88
Delaware City Board of Education	418,509	3	4.15	2.87	247,084	5	3.83	2.71
Ohio Wesleyan University	417,099	4	4.14	2.86	248,342	4	3.84	2.73
Grady Memorial Hospital	379,023	5	3.76	2.60	203,935	6	3.16	2.24
Liebert North America, Inc.	364,993	6	3.62	2.51	98,834	12	1.53	1.09
State of Ohio	350,562	7	3.48	2.41	253,849	3	3.93	2.79
City of Delaware	266,736	8	2.65	1.83	138,799	10	2.15	1.52
PPG Industries Ohio, Inc.	264,782	9	2.63	1.82	346,215	1	5.36	3.80
AHP	237,778	10	2.36	1.63	—	—	—	—
Honda of America Mfg., Inc.	213,991	11	2.12	1.47	196,645	7	3.04	2.16
Advance Stores Co. Inc. [Western Auto; 1999]	173,750	12	1.72	1.19	110,314	11	1.71	1.21
Jegs Automotive	158,977	13	1.58	1.09	—	—	—	—
Outokumpu Copper Nippert, Inc.	147,637	14	1.47	1.01	—	—	—	—
Olentangy Schools	130,274	15	1.29	0.89	—	—	—	—
Int'l Paper Co. [Willamette Indust.; 1999]	121,379	16	1.20	0.83	91,713	13	1.42	1.01
	<u>\$ 4,845,523</u>		<u>48.08 %</u>	<u>33.28 %</u>	<u>\$ 2,256,028</u>		<u>34.93 %</u>	<u>24.77 %</u>

¹As compared to total business withholdings for the year from Schedule 10.

²As compared to total taxes received for the year from Schedule 10.

Source: City of Delaware Tax Department

Schedule 18

City of Delaware, Ohio

Full-time Equivalent City Government Employees by Function

Last Ten Years

Function	<u>2000</u>	<u>2001</u>	<u>2002</u>	<u>2003</u>	<u>2004</u>	<u>2005</u>	<u>2006</u>	<u>2007</u>	<u>2008</u>	<u>2009</u>
General Government	41.5	44.0	45.0	44.4	52.3	55.4	53.0	52.5	50.5	48.5
Public Safety										
Police										
Officers	37.0	40.0	40.0	40.0	43.0	45.0	47.0	48.0	50.0	50.0
Civilians	18.7	18.7	18.0	18.0	18.0	18.0	18.0	18.0	18.0	16.7
Fire										
Firefighters and Officers	45.5	48.5	48.5	43.2	42.7	44.7	46.7	47.7	46.0	45.0
Civilians	1.0	1.0	1.0	1.0	1.0	1.0	1.0	1.0	1.0	2.7
Municipal Court	30.4	26.0	27.0	29.0	29.0	27.0	28.0	28.0	34.0	35.0
Prosecutor	5.0	5.0	5.0	5.0	5.0	5.0	5.0	5.0	5.0	5.0
Parks & Recreation	19.0	21.7	19.2	14.6	18.0	18.6	17.6	17.6	20.7	20.7
Community Development	1.0	1.0	1.0	1.0	1.0	1.0	1.0	1.0	1.0	1.0
Airport	1.7	1.5	1.7	1.7	2.8	2.8	2.8	2.8	3.0	3.0
Public Works ¹	25.3	27.0	27.7	24.7	24.7	21.3	19.0	20.0	20.0	19.0
Water	18.2	18.2	19.7	17.7	17.7	17.7	19.6	19.6	18.5	17.0
Sewer	15.5	15.5	17.0	17.0	17.5	17.5	18.0	18.0	18.5	15.5
Refuse	10.8	10.8	11.6	11.6	12.0	12.0	12.0	12.0	13.0	13.0
Storm Sewer	—	—	—	—	—	2.4	2.0	2.0	2.0	2.0
Golf Course	3.4	3.4	3.3	3.4	3.4	3.4	3.4	3.4	3.4	3.4
Garage	4.0	4.0	4.0	4.0	4.0	4.0	4.0	4.0	4.0	4.0
Information Technology	3.0	3.0	3.0	3.0	3.0	3.0	3.5	3.5	4.5	4.0
Total	<u>281.0</u>	<u>289.3</u>	<u>292.7</u>	<u>279.3</u>	<u>295.1</u>	<u>299.8</u>	<u>301.6</u>	<u>304.1</u>	<u>313.1</u>	<u>305.5</u>

¹ Beginning in 2005, Storm Sewer is no longer part of Public Works; it is now listed separately.

Source: City of Delaware's annual budget reports.

Schedule 19

City of Delaware, Ohio
 Operating Indicators by Function,
 Last Ten Years

Function	<u>2000</u>	<u>2001</u>	<u>2002</u>	<u>2003</u>	<u>2004</u>	<u>2005</u>	<u>2006</u>	<u>2007</u>	<u>2008</u>	<u>2009</u>
Public Safety										
Police										
Arrests	1,926	2,115	2,350	2,546	2,577	2,625	3,086	3,414	3,565	3,084
Traffic Violations	2,027	2,622	2,528	1,824	2,611	2,736	3,204	4,535	3,866	2,637
Parking Tickets	—	4,126	5,193	4,567	3,490	4,304	4,666	3,954	4,444	2,239
Fire										
Emergency Responses	2,686	3,254	3,361	3,539	3,375	3,619	3,916	4,282	4,795	4,674
Fires Extinguished	109	176	145	108	98	90	87	128	116	129
Inspections	1,408	1,603	1,604	750	2,054	2,812	2,406	1,318	1,020	1,019
Parks & Recreation										
Pool memberships	471	373	227	340	372	352	372	909	831	894
Airport ¹										
Fuel sales 100 LL [low-lead] [in gallons]	—	—	20,712	48,860	47,287	52,860	60,387	62,232	47,015	41,902
Fuel sales Jet A [in gallons]	—	—	13,843	43,195	57,789	58,379	48,471	47,696	51,786	58,594
Public Works										
Lane miles of roads built/donated	3.9	3.3	5.4	4.8	1.0	5.0	2.4	1.1	1.1	2.0
Street lights installed/donated	80	64	204	103	24	81	100	247	247	111
Water										
Average daily consumption [thousands of gallons]	3,640	3,750	3,840	3,730	3,580	3,473	3,391	3,500	3,450	3,473
Miles of lines donated	3.8	2.8	8.6	5.1	1.0	4.7	5.8	1.5	1.5	1.1
Sewer										
Miles of lines donated	6.8	3.9	11.1	7.2	4.1	4.6	7.6	1.7	1.7	1.0
Refuse										
Average monthly tonnage-collected recyclable materials	99	81	89	132	91	92	96	88	91	101
Average monthly tonnage-collected solid waste materials	968	1,031	1,071	1,164	1,231	1,197	1,211	1,239	1,281	1,194
Average monthly tonnage-collected yard waste materials ²							156	123	147	131
Golf Course										
Memberships sold	89	72	69	70	71	69	69	76	72	60

¹Fuel sales only available from August 2002 to current.

²Yard waste materials data available from 2006 to current.

Source: City of Delaware Staff/Department Heads

Schedule 20

City of Delaware, Ohio
 Capital Asset Statistics by Function,
 Last Eight Years

Function	<i>Year</i>							
	<u>2002</u>	<u>2003</u>	<u>2004</u>	<u>2005</u>	<u>2006</u>	<u>2007</u>	<u>2008</u>	<u>2009</u>
Public Safety								
Police								
Stations	1	1	1	1	1	1	1	1
Cruisers	12	12	12	13	13	13	13	13
SRO Cars							2	2
Fire								
Stations	2	2	2	2	2	2	2	2
Fire Trucks	8	8	8	8	8	8	8	8
Ambulances	3	3	3	3	4	4	4	4
Parks & Recreation								
Parks	12	13	14	16	19	19	19	22
Acreage	195	200	204	218	300	300	300	352
Public Works								
Miles of Streets	135	140	141	146	151	152	170	172
Street Lights	900	1,003	1,027	1,108	1,208	1,455	1,505	1,616
Dump Trucks/ Snow Plows	7	7	8	9	11	12	12	14
Water								
Miles of Water Distribution	125	130	131	158	164	166	168	169
Sewer								
Miles of Sanitary Sewerline	112	119	123	128	136	138	152	153
Refuse								
Solid Waste Removal Trucks	7	8	8	9	10	9	9	8
Recycling Trucks	4	4	4	3	3	3	4	6

Note: Statistics were only available for the years 2002 to current.

Source: City of Delaware Staff/Department Heads



Mary Taylor, CPA
Auditor of State

CITY OF DELAWARE

DELAWARE COUNTY

CLERK'S CERTIFICATION

This is a true and correct copy of the report which is required to be filed in the Office of the Auditor of State pursuant to Section 117.26, Revised Code, and which is filed in Columbus, Ohio.

Susan Babbitt

CLERK OF THE BUREAU

CERTIFIED
AUGUST 10, 2010