

CITY OF CIRCLEVILLE, OHIO

REGULAR AUDIT

For the Year Ended December 31, 2008

J.L. UHRIG
AND ASSOCIATES INC.

CERTIFIED PUBLIC ACCOUNTANT AND MANAGEMENT CONSULTANTS





Mary Taylor, CPA
Auditor of State

Members of Council
City of Circleville
133 South Court Street
Circleville, Ohio 43113

We have reviewed the *Independent Auditor's Report* of the City of Circleville, Pickaway County, prepared by J. L. Uhrig and Associates, Inc., for the audit period January 1, 2008 through December 31, 2008. Based upon this review, we have accepted these reports in lieu of the audit required by Section 117.11, Revised Code. The Auditor of State did not audit the accompanying financial statements and, accordingly, we are unable to express, and do not express an opinion on them.

Our review was made in reference to the applicable sections of legislative criteria, as reflected by the Ohio Constitution, and the Revised Code, policies, procedures and guidelines of the Auditor of State, regulations and grant requirements. The City of Circleville is responsible for compliance with these laws and regulations.

Mary Taylor

Mary Taylor, CPA
Auditor of State

October 1, 2010

This Page is Intentionally Left Blank.

City of Circleville, Ohio
Table of Contents
For the Fiscal Year Ended December 31, 2008

Independent Auditor's Report	1
Management's Discussion and Analysis	3
BASIC FINANCIAL STATEMENTS:	
<u>Government-Wide Financial Statements:</u>	
Statement of Net Assets	18
Statement of Activities	20
<u>Fund Financial Statements:</u>	
Balance Sheet - Governmental Funds	22
Reconciliation of Total Governmental Fund Balances to Net Assets of Governmental Activities	25
Statement of Revenues, Expenditures and Changes in Fund Balances - Governmental Funds	26
Reconciliation of the Statement of Revenues, Expenditures and Changes in Fund Balances of Governmental Funds to the Statement of Activities	28
Statement of Revenues, Expenditures and Changes in Fund Balances - Budget and Actual (Budget Basis)	
General Fund	29
Income Tax Fund	30
Safety Forces Tax Fund	31
Statement of Fund Net Assets - Enterprise Funds	32
Statement of Revenues, Expenses and Changes in Fund Net Assets - Enterprise Funds	33
Statement of Cash Flows - Enterprise Funds	34
Statement of Fiduciary Net Assets - Fiduciary Funds	35
Statement of Changes in Fiduciary Net Assets - Private Purpose Trust Fund	36
Notes to the Basic Financial Statements	37

City of Circleville, Ohio
Table of Contents
For the Fiscal Year Ended December 31, 2008

AUDIT REPORTS:

Independent Accountant's report on Internal Control over Financial Reporting and on Compliance and Other Matters Required by Government Auditing Standards	80
Schedule of Prior Audit Findings	82



CERTIFIED PUBLIC ACCOUNTANT AND MANAGEMENT CONSULTANTS

Independent Auditor's Report

Members of Council
City of Circleville
133 South Court Street
Circleville, OH 43113

We have audited the accompanying financial statements of the governmental activities, business-type activities, discretely presented component unit, each major fund, and the aggregate remaining fund information of City of Circleville, Ohio, (the City) as of and for the year ended December 31, 2008, which collectively comprise the City's basic financial statements as listed in the table of contents. These financial statements are the responsibility of the City's management. Our responsibility is to express an opinion on these financial statements based on our audit. We did not audit the financial statements of Berger Health System. Those financial statements were audited by other auditors whose report thereon has been furnished to us and our opinion, insofar as it relates to the amounts included for Berger Health System, is based on the report of the other auditors.

We conducted our audit in accordance with auditing standards generally accepted in the United States of America and the standards applicable to financial audits contained in *Government Auditing Standards*, issued by the Comptroller General of the United States of America. Those standards require that we plan and perform the audit to obtain reasonable assurance about whether the financial statements are free of material misstatement. An audit includes examining, on a test basis, evidence supporting the amounts and disclosures in the financial statements. An audit also includes assessing the accounting principles used and significant estimates made by management, as well as evaluating the overall financial statement presentation. We believe that our audit provides a reasonable basis for our opinion.

In our opinion, based on our audit and the reports of other auditors, the financial statements referred to in the first paragraph above present fairly, in all material respects, the financial position of the governmental activities, business-type activities, discretely presented component unit, each major fund, and the aggregate remaining fund information of the City as of December 31, 2008, and the respective changes in financial position and cash flows, where applicable, and the respective budgetary comparisons for the General Fund and major special revenue funds for the year then ended in conformity with accounting principles generally accepted in the United States of America.

In accordance with *Government Auditing Standards*, we have also issued a report dated February 10, 2010 on our consideration of the City's internal control over financial reporting and our tests of its compliance with certain provisions of laws, regulations, contracts and grants. While we do not opine on the internal control over financial reporting or on compliance, that report describes the scope of our testing of internal control over financial reporting and compliance and the results of that testing. That report is an integral part of an audit performed in accordance with *Government Auditing Standards* and should be read in conjunction with this report when considering the results of our audit.

Members of Council
City of Circleville, Ohio
Independent Auditor's Report

The Management's Discussion and Analysis is not a required part of the basic financial statements, but is supplementary information the Governmental Accounting Standards Board requires. We applied certain limited procedures, consisting principally of inquiries of management regarding the methods of measurement and presentation of the required supplementary information. We did not audit the information and express no opinion on it.

J. L. Uhrig and Associates, Inc.

J. L. UHRIG AND ASSOCIATES, INC.

February 10, 2010

City of Circleville
Management's Discussion and Analysis
For the Year Ended December 31, 2008
(Unaudited)

The discussion and analysis of the City of Circleville's financial performance provides an overall review of the City's financial activities for the year ended December 31, 2008. The intent of this discussion and analysis is to look at the City's financial performance as a whole; readers should also review the basic financial statements and notes to the basic financial statements to enhance their understanding of the City's financial performance.

Financial Highlights

- ❑ The City's total net assets increased \$730,182. Net assets of governmental activities increased by \$895,557. Revenues of business-type activities failed to cover expenses by \$165,375.
- ❑ General revenues of governmental activities accounted for \$7,737,378. Program specific revenues in the form of charges for services, grants and contributions accounted for \$4,454,389 of total revenues of \$12,191,767.
- ❑ Enterprise funds reflected a total operating income of \$71,079. The Waterworks Operating Fund reflected an operating income of \$269,939, while the Sewer Operating Fund reflected an operating loss of \$198,860.
- ❑ The City had \$11,296,210 in expenses related to governmental activities; \$4,454,389 of these expenses were offset by program specific charges for services, grants and contributions. General revenues (primarily income taxes) of \$7,737,378 were adequate to provide for these programs. The City had \$3,647,777 in expenses related to business-type activities; \$3,464,350 of these expenses were offset by program specific charges for services, which, along with general revenues of \$18,052, were not adequate to provide for such services.

Using This Annual Financial Report

This annual report consists of a series of financial statements. These statements are presented so that the reader can understand the City of Circleville's financial situation as a whole and also give a detailed view of the City's fiscal condition.

The Statement of Net Assets and the Statement of Activities provide information about the activities of the City as a whole and present a longer-term view of the City's finances. The fund financial statements provide the next level of detail. For governmental funds, these statements tell how services were financed in the short-term, as well as the amount of funds available for future spending. The fund financial statements also look at the City's most significant funds with all other nonmajor funds presented in total in one column.

City of Circleville
Management's Discussion and Analysis
For the Year Ended December 31, 2008
(Unaudited)

Reporting the City as a Whole

One of the most important questions asked about the City is “How did we do financially during 2008?” The Statement of Net Assets and the Statement of Activities, which appear first in the City’s financial statements, report information on the City as a whole and its activities in a way that helps answer this question. These statements include all assets and liabilities using the accrual basis of accounting, which is similar to the accounting used by most private-sector companies. This basis of accounting takes into account all of the current year’s revenues and expenses regardless of when cash is received or paid.

These two statements report the City’s net assets and change in net assets. This change in net assets is important because it informs the reader that, for the City as a whole, the financial position of the City has improved or diminished. In evaluating the overall financial health, the reader of these financial statements needs to take into account non-financial factors that also impact the City’s financial well-being. Some of these factors include the City’s tax base and the condition of capital assets.

In the Statement of Net Assets and the Statement of Activities, the City is divided into two kinds of activities:

Governmental Activities – Most of the City’s services are reported here including security of persons and property, public health services, leisure time activities, community development, transportation, and general government.

Business-Type Activities – These services include water and sewer operations. Service fees for these operations are charged based upon the amount of usage. The intent is that the fees charged recoup operational costs.

The financial activities of Berger Health System, a component unit of the City of Circleville, are presented in a separate column on the Statement of Net Assets and as a separately identified activity on the Statement of Activities. This discrete presentation is made in order to emphasize that it is a legally separate organization from the City of Circleville. However, the focus of the government-wide financial statements remains clearly on the City of Circleville as the primary government.

City of Circleville
Management's Discussion and Analysis
For the Year Ended December 31, 2008
(Unaudited)

Reporting the City's Most Significant Funds

Fund Financial Statements

The analysis of the City's major funds begins on page 11. Fund financial statements provide detailed information about the City's major funds – not the City as a whole. The City uses many funds to account for a multitude of financial transactions. Some funds are required by State law and bond covenants. Other funds may be established to help control, manage, and report money received for a particular purpose or to show that the City is meeting legal responsibilities for the use of grants. The City's major funds are the General Fund, the Income Tax Fund, the Safety Forces Tax Fund, the General Obligation Bond Retirement Fund, the Capital Improvement Fund, the Waterworks Operating Fund, and the Sewer Operating Fund.

Governmental Funds

Most of the City's services are reported in governmental funds, which focus on how money flows into and out of those funds and the balances left at year-end that are available for spending. These funds are reported using an accounting method called modified accrual accounting, which measures cash and all other financial assets that can readily be converted to cash. The governmental fund statements provide a detailed short-term view of the City's general government operations and the basic services it provides. Governmental fund information helps to determine whether there are more or less financial resources that can be spent in the near future on services provided to our residents. The relationship (or differences) between governmental activities (reported in the Statement of Net Assets and the Statement of Activities) and governmental funds is reconciled in the financial statements.

Enterprise Funds

When the City charges citizens for the services it provides, with the intent of recapturing operating costs, these services are generally reported in proprietary funds. Proprietary funds use the same basis of accounting as business-type activities; therefore, these statements will essentially match.

Fiduciary Funds

The City's fiduciary funds are a private purpose trust fund and five agency funds. All of the City's fiduciary activities are reported in a separate Statement of Fiduciary Net Assets and the private purpose trust fund is reported in the Statement of Changes in Fiduciary Net Assets. These activities are excluded from the City's other financial statements because the City cannot use these assets to finance its operations. The City is responsible for ensuring that the assets reported in these funds are used for their intended purposes. Agency funds are custodial in nature (assets equal liabilities) and do not involve measurement of results of operations. Fiduciary funds use the accrual basis of accounting.

City of Circleville
Management's Discussion and Analysis
For the Year Ended December 31, 2008
(Unaudited)

The City as a Whole

As stated previously, the Statement of Net Assets provides the perspective of the City as a whole. Table 1 provides a summary of the City's net assets for 2008 compared to 2007.

Table 1
Net Assets

	Governmental Activities		Business-Type Activities		Total	
	2007	2008	2007	2008	2007	2008
Assets:						
Current and Other						
Assets	\$8,952,347	\$9,393,389	\$8,788,250	\$7,024,434	\$17,740,597	\$16,417,823
Nondepreciable Capital						
Assets	1,411,693	1,096,490	149,180	263,503	1,560,873	1,359,993
Depreciable Capital						
Assets, Net	21,938,271	22,258,200	19,778,381	19,688,109	41,716,652	41,946,309
Total Assets	32,302,311	32,748,079	28,715,811	26,976,046	61,018,122	59,724,125
Liabilities:						
Current and Other						
Liabilities	1,998,109	1,495,178	4,856,849	280,717	6,854,958	1,775,895
Long-Term Liabilities:						
Due Within One Year	543,797	583,923	74,374	191,769	618,171	775,692
Due in More Than						
One Year	4,172,559	4,185,575	54,539	2,938,886	4,227,098	7,124,461
Total Liabilities	6,714,465	6,264,676	4,985,762	3,411,372	11,700,227	9,676,048
Net Assets:						
Invested in Capital						
Assets, Net Of						
Related Debt	19,908,929	20,150,335	17,291,397	17,028,551	37,200,326	37,178,886
Restricted for:						
Capital Outlay	1,440,396	1,281,288	0	0	1,440,396	1,281,288
Debt Service	154,944	119,032	0	0	154,944	119,032
Safety Forces	878,739	963,072	0	0	878,739	963,072
Streets	577,719	542,926	0	0	577,719	542,926
Community Development	195,034	931,639	0	0	195,034	931,639
Other Purposes	437,909	582,598	0	0	437,909	582,598
Unrestricted	1,994,176	1,912,513	6,438,652	6,536,123	8,432,828	8,448,636
Total Net Assets	\$25,587,846	\$26,483,403	\$23,730,049	\$23,564,674	\$49,317,895	\$50,048,077

City of Circleville
Management's Discussion and Analysis
For the Year Ended December 31, 2008
(Unaudited)

Overall, an insignificant increase occurred within total governmental assets from the prior year. An increase of \$441,042 occurred within current and other assets of governmental activities when compared to the prior year. The only asset account which had a real effect on this increase was intergovernmental receivables. Intergovernmental receivables increased \$705,056 from the prior year due to grant awards, including two new Ohio HOME Investment Partnerships Grants, a U.S. EPA Petroleum Assessment Grant, and a U.S. Hazardous Substance Grant, being awarded in 2008. The full amount of the monies awarded had yet to be received in 2008 by the City. Nondepreciable capital assets demonstrated a decrease due to the elimination of construction in progress from the prior year. Depreciable capital assets, net increased by \$319,929 as the result of current year additions exceeding annual depreciation for the year.

Reviewing liabilities of governmental activities demonstrates a significant decrease in current and other liabilities. This decrease is primarily due to the City retiring its bond anticipation notes that existed from the prior year. Long-term liabilities of the governmental activities experienced an insignificant increase due to new general obligation bonds being issued during 2008 offset by principal payments made on debt held by the City.

Invested in capital assets, net of related debt of governmental activities increased \$241,406. This is due primarily to current year capital assets additions and principal payments made on debt related to capital assets construction exceeding current year depreciation and the issuance of general obligation bonds.

While the City's governmental restricted net assets do not represent a very significant percentage of overall net assets, governmental restricted net assets, when viewed alone, did experience an increase of \$735,814. Restricted net assets for community development increased \$736,605 due to the City having a much larger amount of outstanding intergovernmental receivables for 2008. The City was awarded two new Ohio Home Investment Partnership Grants, a U.S. EPA Petroleum Assessment Grant, and a U.S. Hazardous Substance Grant for which receivables of substantial amounts were recorded on the financial statements for 2008. Restricted net assets for other purposes increased \$144,689 as a result of municipal court fines collected but not expensed during the current year. Unrestricted governmental net assets had an insignificant decrease of \$81,663.

City of Circleville
Management's Discussion and Analysis
For the Year Ended December 31, 2008
(Unaudited)

In total, assets of business-type activities decreased \$1,739,765. Current and other assets decreased \$1,763,816 when compared to the prior year. The only asset category that had a real effect on this decrease was equity in pooled cash and cash equivalents. This account decreased from the prior year due to the City utilizing its resources for various capital projects during the current year. Total liabilities of business-type activities decreased \$1,574,390 due primarily to a decrease in notes payable. During 2008, the City retired its bond anticipation notes that existed from 2007 in the amount of \$4,535,000 and issued general obligation bonds in the amount of \$3,005,000. Total net assets of business-type activities decreased insignificantly by \$165,375.

Table 2 shows the changes in net assets for the years ended December 31, 2008 and 2007.

Table 2
Changes In Net Assets

	Governmental Activities		Business-Type Activities		Total	
	2007	2008	2007	2008	2007	2008
Revenues:						
Program Revenues:						
Charges for Services	\$1,820,071	\$2,008,577	\$3,574,678	\$3,464,350	\$5,394,749	\$5,472,927
Operating Grants and Contributions	634,375	649,195	0	0	634,375	649,195
Capital Grants and Contributions	706,792	1,796,617	721,700	0	1,428,492	1,796,617
Total Program Revenues	\$3,161,238	\$4,454,389	\$4,296,378	\$3,464,350	\$7,457,616	\$7,918,739

(continued)

City of Circleville
Management's Discussion and Analysis
For the Year Ended December 31, 2008
(Unaudited)

Table 2
Changes In Net Assets
(continued)

	Governmental Activities		Business-Type Activities		Total	
	2007	2008	2007	2008	2007	2008
General Revenues:						
Property Taxes	\$898,706	\$946,297	\$0	\$0	\$898,706	\$946,297
Income Taxes	4,268,178	4,760,674	0	0	4,268,178	4,760,674
Other Local Taxes	220,231	251,404	0	0	220,231	251,404
Grants and Entitlements						
not Restricted to						
Specific Programs	1,406,541	1,286,719	0	0	1,406,541	1,286,719
Unrestricted Investment Earnings	572,910	400,865	250,874	14,906	823,784	415,771
Unrestricted Contributions and Donations	0	500	0	0	0	500
Miscellaneous	194,143	90,919	8,612	3,146	202,755	94,065
Total General Revenues	7,560,709	7,737,378	259,486	18,052	7,820,195	7,755,430
Total Revenues	10,721,947	12,191,767	4,555,864	3,482,402	15,277,811	15,674,169
Program Expenses:						
Security of Persons and Property:						
Police	2,709,432	2,795,076	0	0	2,709,432	2,795,076
Fire	1,762,304	1,861,651	0	0	1,762,304	1,861,651
Other	149,092	180,030	0	0	149,092	180,030
Public Health Services	173,250	171,750	0	0	173,250	171,750
Leisure Time Activities:						
Parks and Recreation	154,782	422,017	0	0	154,782	422,017
Swimming Pool	45,658	73,698	0	0	45,658	73,698
Other	21,894	27,173	0	0	21,894	27,173
Community Development:						
City Funded	335,448	328,452	0	0	335,448	328,452
Grant Funded	398,778	169,436	0	0	398,778	169,436
Basic Utility Services	2,312	3,100	0	0	2,312	3,100
Transportation	1,853,000	2,380,802	0	0	1,853,000	2,380,802
General Government	2,820,194	2,572,791	0	0	2,820,194	2,572,791
Interest and						
Fiscal Charges	282,889	310,234	0	0	282,889	310,234
Waterworks Operating	0	0	1,549,556	1,413,880	1,549,556	1,413,880
Sewer Operating	0	0	2,215,503	2,233,897	2,215,503	2,233,897
Total Expenses	10,709,033	11,296,210	3,765,059	3,647,777	14,474,092	14,943,987
Increase (Decrease) in Net Assets						
before Transfers	12,914	895,557	790,805	(165,375)	803,719	730,182
Transfers	(66,047)	0	66,047	0	0	0
Increase (Decrease) in Net Assets	(53,133)	895,557	856,852	(165,375)	803,719	730,182
Net Assets at Beginning of Year	25,640,979	25,587,846	22,873,197	23,730,049	48,514,176	49,317,895
Net Assets at End of Year	\$25,587,846	\$26,483,403	\$23,730,049	\$23,564,674	\$49,317,895	\$50,048,077

City of Circleville
Management's Discussion and Analysis
For the Year Ended December 31, 2008
(Unaudited)

Governmental Activities

Program revenues, which are primarily represented by charges for permits, fines, and departmental services, as well as restricted intergovernmental revenues were \$4,454,389 of total revenues for 2008 of \$12,191,767 and were significantly higher than in 2007. This is the result of the City receiving new revenue sources, including two newly awarded Ohio HOME Investment Partnership Grants, a U.S. EPA Petroleum Assessment Grant, a U.S. Hazardous Substance Grant, and donations restricted for the development of parks and recreation in 2008.

As previously mentioned, general revenues were \$7,737,378 of total revenues for 2008. The 1.5 percent income tax is the largest source of revenue for the City of Circleville, making up \$4,760,674 of revenues for governmental activities for the year ended 2008. The City provides a 50 percent tax credit for income taxes paid to another municipality up to 100 percent of the City's current tax rate.

On a cash basis, income tax revenue increased annually an average of 6.26 percent from 1994 through 2000. Local companies expanded and new businesses were added to the economic foundation. From 2001 to 2007, the City experienced the exodus of the core of its industrial base, resulting in an average annual revenue decrease of 2.81 percent. In 2008, the City's six largest withholding accounts were comprised of four governmental entities, one health care provider, and one industry. The stability of these entities allowed for the first increase in the base income since 2000. To address the loss of industry in 2007, the City implemented an ordinance reducing the credit allowed for municipal taxes paid to other cities. The revenue generated by this credit reduction was earmarked for safety forces expenditures only. In 2008, safety forces tax revenues realized a 21 percent increase over 2007.

The City, in conjunction with the Pickaway Progress Partnership, continues an aggressive economic development plan to promote the City in alliance with Pickaway County and the surrounding townships. An annexation agreement was signed in 2007 with Circleville Township to promote economic development, to improve the welfare of the citizens, and to coordinate the planning of territory within Circleville Township.

Grants and Entitlements not Restricted to Specific Programs made up \$1,286,719 of revenue for governmental activities of the City of Circleville for the year ended 2008. Property taxes made up \$946,297 of revenue for governmental activities for a total of \$6,993,690 of all revenue coming from income taxes, property taxes, and grant and entitlements not restricted to specific programs.

City of Circleville
Management's Discussion and Analysis
For the Year Ended December 31, 2008
(Unaudited)

Governmental program expenses as a percentage of total governmental expenses for 2008 are expressed as follows:

Security of Persons and Property:	
Police	24.74%
Fire	16.48
Other	1.59
Public Health Services	1.52
Leisure Time Activities:	
Parks and Recreation	3.73
Swimming Pool	0.65
Other	0.24
Community Development:	
City Funded	2.91
Grant Funded	1.50
Basic Utility Services	0.03
Transportation	21.08
General Government	22.78
Interest and Fiscal Charges	2.75
	<u>100.00%</u>

The above chart clearly indicates the City's major source of expenses, 42.81 percent is related to the operating of safety forces. A distant second, 22.78 percent, is the administration of general government activities within the City. All other forms of governmental operations represent 34.41 percent of expenditures. A comparison to the prior year demonstrates significant changes in the transportation and general government expenses. Transportation expenses increased 3.78 percent from the prior year as a result of the reallocation of salary and benefit expenses. General government expenses decreased 3.56 percent from the prior year as a result of various personnel positions being vacant for a large portion of 2008.

Business-Type Activities

The City's business-type activities include water and sewer services.

The Waterworks Operating Fund collects fees charged for the sale of water. Those fees are then used to maintain lines for delivery, to treat water for further consumption, and to maintain its treatment facility and storage towers.

The Sewer Operating Fund conducts the operations of the City's wastewater collection and treatment system. Money that is collected from the fees which are billed based on the number of gallons of water used is placed in this fund for use in the maintenance of the collection system and improvements to the treatment plant.

City of Circleville
Management's Discussion and Analysis
For the Year Ended December 31, 2008
(Unaudited)

Program revenues for business-type activities, which are primarily represented by charges for water and sewer services provided to residents and businesses within the City, demonstrated a significant decrease from the prior year. The primary factor for this decrease is the result of the City receiving a grant for the construction of a sanitary sewer line during 2007. Program expenses for business-type activities represented an insignificant decrease from the prior year as well.

The City's Funds

Information about the City's major governmental funds begins on page 22. All governmental funds had total revenues of \$11,087,735 and expenditures of \$11,459,732. The General Fund balance decreased by \$126,894. This is the result of a significant decrease in investment earnings revenues when compared to prior years as a result of decreasing interest rates.

The Income Tax Fund balance decreased insignificantly during 2008.

The Safety Forces Tax Fund balance increased \$31,223. This was the result of an increase in income tax monies received by the City to be used for the operation of safety forces.

The General Obligation Bond Retirement Fund balance decreased \$133,518, due primarily to debt payments made by the City.

The Capital Improvement Fund balance increased \$546,031 from the prior year. This considerable increase was the result of the City performing minimal capital projects during 2008. The projects the City did complete during the year were primarily funded via grant sources or other means made available to the City.

General Fund Budgeting Highlights

During 2008, the City amended its General Fund budget as needed. Original budgeted revenues in the amount of \$4,961,397, were below final budgeted revenues in the amount of \$4,975,178, which represents an insignificant increase. Final budgeted revenues in the amount of \$4,975,178, were below actual revenues of \$5,104,811. The difference of \$129,633 is primarily due to income taxes and intergovernmental revenues being higher than final estimates. Income tax collections were greater than the final budgeted figures due primarily to a 50 percent reduced income tax credit for municipal taxes paid to other cities. Inheritance tax collections were significantly greater than final budgeted figures which accounts for a large portion of actual revenues exceeding final budgeted revenues in intergovernmental revenues. The City estimates its revenue sources conservatively throughout the year as to avoid the possibility that expenditures will exceed resources available for appropriation.

City of Circleville
Management's Discussion and Analysis
For the Year Ended December 31, 2008
(Unaudited)

The increase in expenditures from the original to the final budget was \$158,221. The primary increases occurred within fire protection and general government expenditures. Fire protection budgeted expenditures increased as a result of higher than originally anticipated salary costs being incurred during the current year. General government budgeted expenditures increased as a result of legal services being incurred for the Berger Health System negotiations to allow the hospital to become a for-profit entity. The difference in actual expenditures made from the final budget was \$518,002, a significant reduction. The primary cause of this reduction was a decrease in actual expenditures for general government expenditures from final budgeted amounts of \$320,133. Various personnel positions were left vacant for a large portion of 2008. However, the City did not adjust its budget to reflect the vacancies during a portion of the year. The City continues to place tight restraints on all general government expenditures. Contractual services and supplies and incidentals are closely evaluated and utilized in a priority only manner.

Actual General Fund revenues were less than expenditures by \$447,611. The decline in financing resources hampers the City's ability to fund existing programs. It has been the decision of the City to use the accumulated carryover balance from prior years to fund existing programs. The consensus has been that by using the reserves it will give the City time to acquire new revenue sources.

The City's ending unobligated cash balance for the General Fund was \$647,635 above the final budgeted amount.

Capital Assets and Debt Administration

Capital Assets

At the end of 2008, the City had \$23,354,690 in capital assets (net of accumulated depreciation) for governmental activities, an increase of \$4,726. Increases included land, construction of a shelterhouse, EMS equipment, boundless playground equipment, police vehicles, LED lighting, and various street improvements. Disposals of capital assets included copier equipment, police vehicles, and infrastructure related to traffic signals and street resurfacing within the City. The increase in capital assets is the result of current year additions exceeding annual depreciation for the year.

The City also had \$19,951,612 in capital assets (net of accumulated depreciation) for business-type activities, an increase of \$24,051. Increases included a roof replacement, copier equipment, water line additions, and the replacement/addition of fire hydrants within the City. Disposals of capital assets included a pickup truck and fire hydrants. The increase in capital assets is the result of current year additions exceeding annual depreciation for the year.

City of Circleville
Management's Discussion and Analysis
For the Year Ended December 31, 2008
(Unaudited)

See Note 8 of the Notes to the Basic Financial Statements for more detailed information.

Debt

The City's outstanding debt obligations at year-end included general obligation bonds in the amount of \$4,205,000 and a premium on bonds issued of \$16,694 for governmental activities. Business-type activities had debt obligations in the amount of \$3,005,000 relating to general obligation bonds. The City's long-term obligations also included capital leases and compensated absences for governmental activities and business-type activities.

See Notes 12, 13, and 14 of the Notes to the Basic Financial Statements for more detailed information.

Current Issues

On a cash basis, the City of Circleville's municipal income tax base increased by 11.97 percent. The major factor in this increase was the implementation of a 50 percent reduced credit for municipal taxes paid to other cities. The reduced credit became effective July 1, 2007. The Municipal income tax is the major revenue source for the City's operating funds. In 2008, municipal income tax represented 43 percent of the City's cash basis operating revenues. Circleville City Council once again maintained the 50 percent of one percent split between the General Fund and the Capital Improvement Fund. The 0.50 percent voter approved safety forces tax and the reduced credit tax revenue are used solely for safety forces expenditures. This designated revenue provides 32.42 percent of the dollars needed to operate the City's safety forces. General income tax operating revenue saw an increase of 7.56 percent, the first increase since 2000. While an increase is welcome, general operating revenue levels are still below amounts collected in 1999. This factor is the contributing force behind the City's persistent budgetary struggles.

City of Circleville
Management's Discussion and Analysis
For the Year Ended December 31, 2008
(Unaudited)

Table 3
Municipal Income Tax Cash Basis Revenues
2002 Through 2008

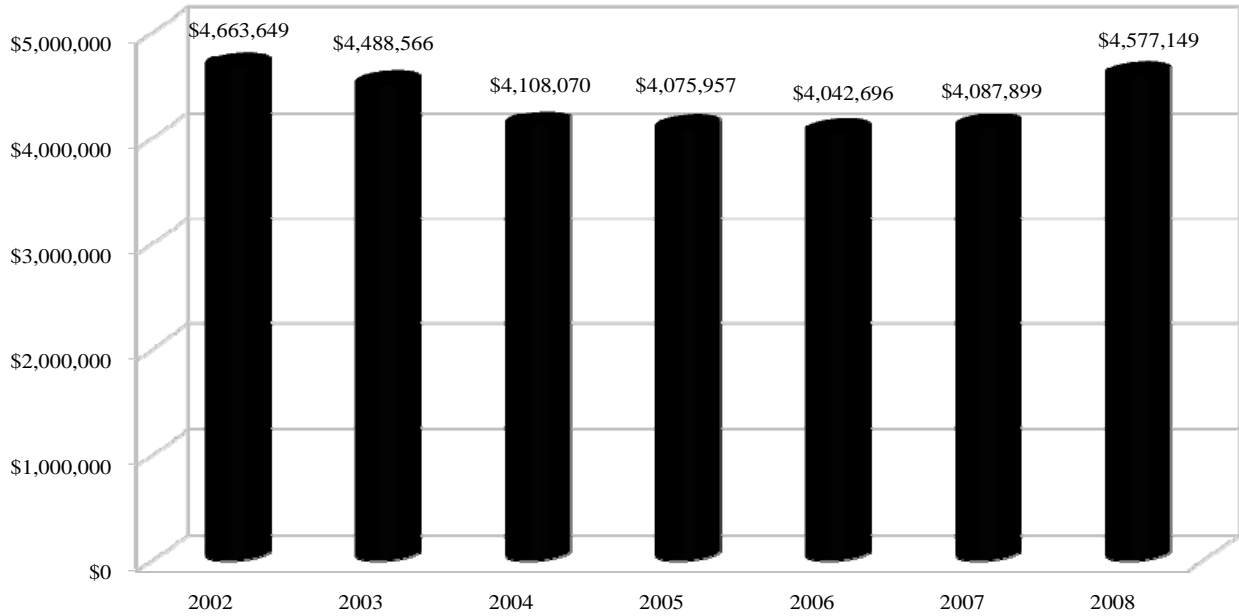
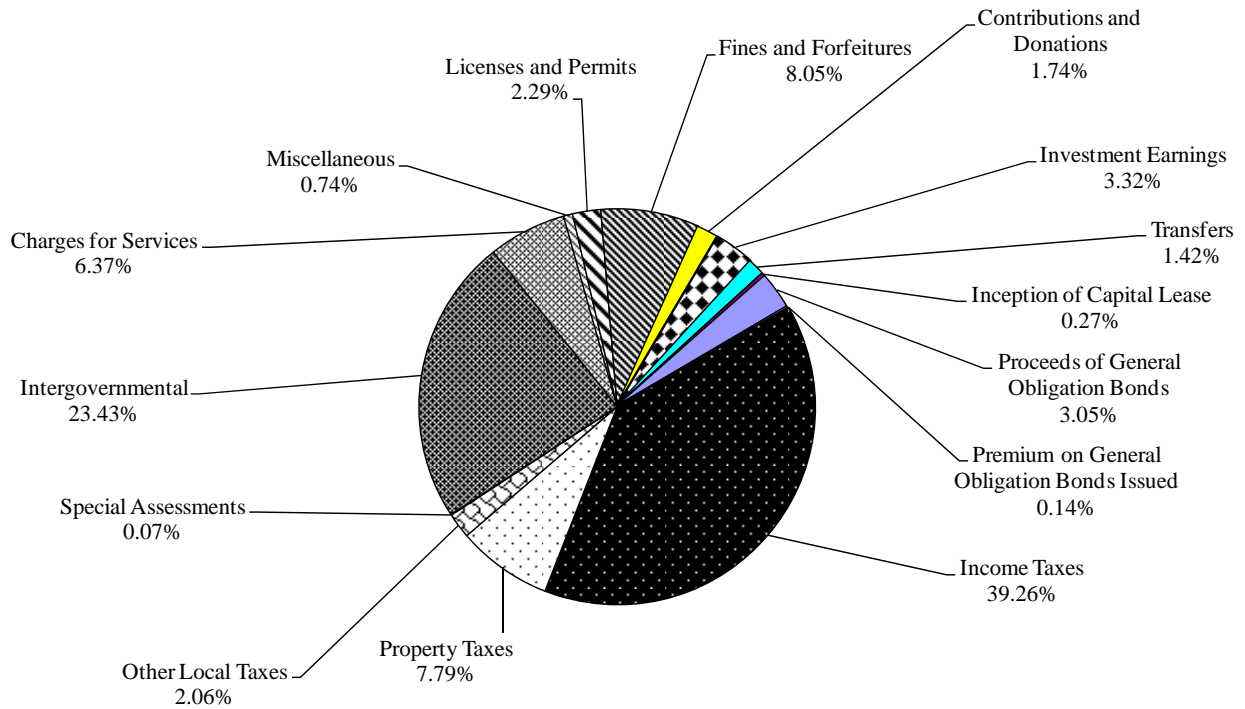


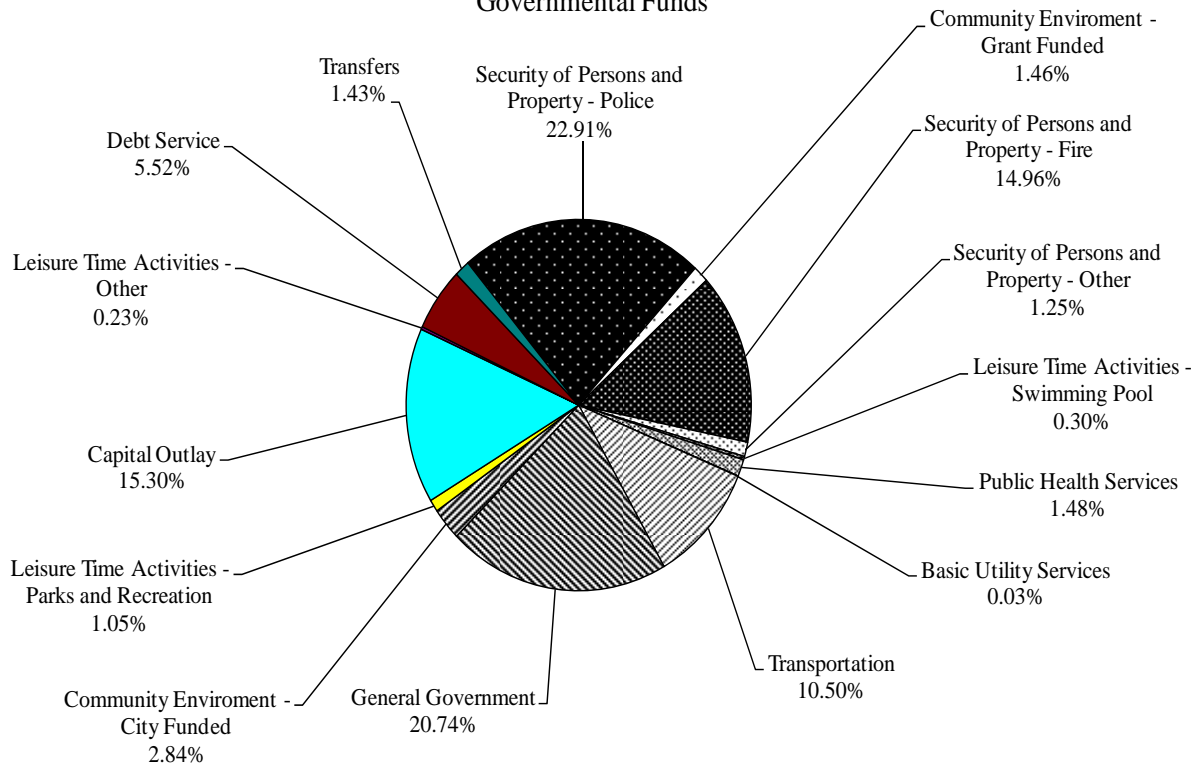
Table 4
Modified Accrual Basis Revenues and Other Financing Sources by Type
Governmental Funds



City of Circleville
Management's Discussion and Analysis
For the Year Ended December 31, 2008
(Unaudited)

General operating revenues of the City increased 2.74 percent in 2008. The City continues to budget with a cautionary agenda. The capital improvement program of the City increased expenditures by 57 percent over 2007 expenditures. The contributing factor was a 400 percent increase in leisure time activities due to the expenditure of bequest dollars for the development of MV Crites Hannan Park. The transportation system benefited from an Ohio Public Works Commission grant of \$323,211, coupled with \$125,000 in City funds, which allowed for new road surface on approximately one mile of City streets. On a cash basis, the City spent 21 percent of its operating budget on capital improvements in 2008. The City's capital assets included current year additions of \$2,295,343 and the annual depreciation was \$1,871,310 for the year. The City is a service provider to its residents, which explains why 61 percent of the operating budget is attributable to personnel services. The safety forces (Fire, EMS, and Police) constitute 43 percent of the operating budget for the City. The passage of the 50 percent reduced income tax credit allowed for the rehiring of two safety forces personnel; one to the Fire Department and one to the Police Department. The remainder of City departments continues to operate with a reduced workforce. Cost savings programs have been ingrained in the daily operations of all City departments.

Table 5
Modified Accrual Basis Operating Expenditures and Other Financing Uses by Type
Governmental Funds



City of Circleville
Management's Discussion and Analysis
For the Year Ended December 31, 2008
(Unaudited)

The resources available to the City for capital improvements remain limited. The City constantly utilizes grants and alternative funding opportunities coupled with City revenues to maximize its ability to implement capital projects. In 2008, the City received \$177,890 worth of playground equipment from a private foundation to install a Boundless Playground at the MV Crites Hannan Park. This Boundless Playground is only one of two in the State of Ohio. It represents recreational opportunities for all children regardless of abilities. The safety forces received grants for training and technology enhancements. With these dollars the City's safety personnel can supplement its limited resources to offer comprehensive services to protect the citizens in our community.

The increase in operating revenues and base income tax revenues are regarded with a measure of caution. The City of Circleville continues to analyze daily operations to execute the most cost effective services for our citizens. Economic development is spearheaded by a cooperative agreement with other governments and private industry by virtue of the Pickaway Progressive Partnership. In 2008, the City completed a three year expansion project of water and sanitary sewer ventures worth over \$4 million. This growth, in conjunction with the Circleville Township pre-annexation agreement, opens the northern corridor for development. The City's legislative and administrative bodies aggressively pursue and coordinate opportunities for economic development in order to restore vital resources to the community. Through collaborative efforts and cooperative development with our surrounding area partners, the City of Circleville, Pickaway County will be a notable and thriving community once again.

Contacting the City's Finance Department

This financial report is designed to provide our citizens, taxpayers, creditors and investors with a general overview of the City's finances and to show the City's accountability for the money it receives. If you have any questions about this report or need additional financial information, contact Gayle Spangler, City Auditor, City of Circleville, 133 South Court Street, Circleville, Ohio 43113.

City of Circleville
Statement of Net Assets
December 31, 2008

	<i>Primary Government</i>		<i>Total</i>
	<i>Governmental Activities</i>	<i>Business-Type Activities</i>	
<u>Assets:</u>			
Equity in Pooled Cash and Cash Equivalents	\$3,895,634	\$6,365,640	\$10,261,274
Cash and Cash Equivalents	0	0	0
Cash and Cash Equivalents with Fiscal Agents	34,827	0	34,827
Investments	0	0	0
Accrued Interest Receivable	84,736	0	84,736
Accounts Receivable	3,167	447,758	450,925
Intergovernmental Receivable	1,713,607	0	1,713,607
Income Taxes Receivable	1,242,833	0	1,242,833
Materials and Supplies Inventory	179,265	90,514	269,779
Prepaid Items	27,535	16,082	43,617
Property Taxes Receivable	887,771	0	887,771
Other Local Taxes Receivable	54,950	0	54,950
Special Assessments Receivable	16,018	6,185	22,203
Loans Receivable	1,184,433	0	1,184,433
Deferred Charges	68,613	98,255	166,868
Capital Assets:			
Nondepreciable Capital Assets	1,096,490	263,503	1,359,993
Depreciable Capital Assets, Net	22,258,200	19,688,109	41,946,309
<i>Total Assets</i>	<u>32,748,079</u>	<u>26,976,046</u>	<u>59,724,125</u>
<u>Liabilities:</u>			
Accounts Payable	140,924	49,374	190,298
Contracts Payable	6,837	105,177	112,014
Retainage Payable	4,996	9,146	14,142
Accrued Wages and Benefits Payable	190,960	58,776	249,736
Intergovernmental Payable	281,470	48,296	329,766
Deferred Revenue	816,400	0	816,400
Matured Bonds Payable	20,000	0	20,000
Matured Interest Payable	14,827	0	14,827
Accrued Interest Payable	18,764	9,948	28,712
Long-Term Liabilities:			
Due Within One Year	583,923	191,769	775,692
Due in More Than One Year	4,185,575	2,938,886	7,124,461
<i>Total Liabilities</i>	<u>6,264,676</u>	<u>3,411,372</u>	<u>9,676,048</u>
<u>Net Assets:</u>			
Invested in Capital Assets, Net of Related Debt	20,150,335	17,028,551	37,178,886
Restricted for:			
Capital Outlay	1,281,288	0	1,281,288
Debt Service	119,032	0	119,032
Safety Forces	963,072	0	963,072
Streets	542,926	0	542,926
Community Development	931,639	0	931,639
Other Purposes	582,598	0	582,598
Permanent Endowments	0	0	0
Unrestricted	1,912,513	6,536,123	8,448,636
<i>Total Net Assets</i>	<u>\$26,483,403</u>	<u>\$23,564,674</u>	<u>\$50,048,077</u>

See Accompanying Notes to the Basic Financial Statements

<i>Component Unit</i>	
<i>Berger Health System</i>	<i>Total Reporting Entity</i>
\$0	\$10,261,274
1,737,262	1,737,262
0	34,827
30,967,465	30,967,465
0	84,736
7,156,407	7,607,332
0	1,713,607
0	1,242,833
1,445,230	1,715,009
1,000,642	1,044,259
0	887,771
0	54,950
0	22,203
0	1,184,433
109,080	275,948
3,557,158	4,917,151
40,616,591	82,562,900
<u>86,589,835</u>	<u>146,313,960</u>
3,981,393	4,171,691
0	112,014
0	14,142
2,426,938	2,676,674
204,823	534,589
0	816,400
0	20,000
0	14,827
82,190	110,902
2,584,113	3,359,805
22,227,882	29,352,343
<u>31,507,339</u>	<u>41,183,387</u>
20,619,639	57,798,525
0	1,281,288
0	119,032
0	963,072
0	542,926
0	931,639
0	582,598
29,708	29,708
34,433,149	42,881,785
<u>\$55,082,496</u>	<u>\$105,130,573</u>

City of Circleville
Statement of Activities
For the Year Ended December 31, 2008

	<u>Program Revenues</u>			
	<u>Expenses</u>	<u>Charges for Services</u>	<u>Operating Grants and Contributions</u>	<u>Capital Grants and Contributions</u>
Primary Government				
<u>Governmental Activities:</u>				
Security of Persons and Property:				
Police	\$2,795,076	\$40,465	\$10,406	\$27,000
Fire	1,861,651	13,182	8,614	0
Other	180,030	385,129	0	0
Public Health Services	171,750	0	0	0
Leisure Time Activities:				
Parks and Recreation	422,017	0	1,507	404,742
Swimming Pool	73,698	0	0	0
Other	27,173	0	0	0
Community Development:				
City Funded	328,452	267,388	0	0
Grant Funded	169,436	0	0	900,000
Basic Utility Services	3,100	0	0	0
Transportation	2,380,802	109,553	628,668	464,875
General Government	2,572,791	1,192,860	0	0
Interest and Fiscal Charges	310,234	0	0	0
Total Governmental Activities	11,296,210	2,008,577	649,195	1,796,617
<u>Business-Type Activities:</u>				
Waterworks Operating	1,413,880	1,570,442	0	0
Sewer Operating	2,233,897	1,893,908	0	0
Total Business-Type Activities	3,647,777	3,464,350	0	0
Total - Primary Government	\$14,943,987	\$5,472,927	\$649,195	\$1,796,617
Component Unit				
 Berger Health System	\$62,128,090	\$64,650,879	\$108,417	\$0

General Revenues:

Property Taxes Levied for:

 General Purposes

 Other Purposes

Income Taxes Levied for:

 General Purposes

 Safety Forces

 Debt Service

 Capital Projects

Other Local Taxes

Grants and Entitlements not Restricted to Specific Programs

Unrestricted Investment Earnings

Unrestricted Contributions and Donations

Miscellaneous

Transfers

Total General Revenues and Transfers

Change in Net Assets

Net Assets at Beginning of Year

Net Assets at End of Year

See Accompanying Notes to the Basic Financial Statements

Net (Expense) Revenue and Changes in Net Assets				
<i>Primary Government</i>			<i>Component Unit</i>	<i>Total Reporting</i>
<i>Governmental Activities</i>	<i>Business-Type Activities</i>	<i>Total</i>	<i>Berger Health System</i>	<i>Entity</i>
(\$2,717,205)	\$0	(\$2,717,205)	\$0	(\$2,717,205)
(1,839,855)	0	(1,839,855)	0	(1,839,855)
205,099	0	205,099	0	205,099
(171,750)	0	(171,750)	0	(171,750)
(15,768)	0	(15,768)	0	(15,768)
(73,698)	0	(73,698)	0	(73,698)
(27,173)	0	(27,173)	0	(27,173)
(61,064)	0	(61,064)	0	(61,064)
730,564	0	730,564	0	730,564
(3,100)	0	(3,100)	0	(3,100)
(1,177,706)	0	(1,177,706)	0	(1,177,706)
(1,379,931)	0	(1,379,931)	0	(1,379,931)
(310,234)	0	(310,234)	0	(310,234)
(6,841,821)	0	(6,841,821)	0	(6,841,821)
0	156,562	156,562	0	156,562
0	(339,989)	(339,989)	0	(339,989)
0	(183,427)	(183,427)	0	(183,427)
(6,841,821)	(183,427)	(7,025,248)	0	(7,025,248)
0	0	0	2,631,206	2,631,206
819,118	0	819,118	0	819,118
127,179	0	127,179	0	127,179
1,653,513	0	1,653,513	0	1,653,513
1,683,538	0	1,683,538	0	1,683,538
388,375	0	388,375	0	388,375
1,035,248	0	1,035,248	0	1,035,248
251,404	0	251,404	0	251,404
1,286,719	0	1,286,719	0	1,286,719
400,865	14,906	415,771	1,123,034	1,538,805
500	0	500	0	500
90,919	3,146	94,065	1,557,562	1,651,627
0	0	0	(4,772,739)	(4,772,739)
7,737,378	18,052	7,755,430	(2,092,143)	5,663,287
895,557	(165,375)	730,182	539,063	1,269,245
25,587,846	23,730,049	49,317,895	54,543,433	103,861,328
\$26,483,403	\$23,564,674	\$50,048,077	\$55,082,496	\$105,130,573

City of Circleville
 Balance Sheet
 Governmental Funds
 December 31, 2008

	<i>General Fund</i>	<i>Income Tax Fund</i>	<i>Safety Forces Tax Fund</i>
<u>Assets:</u>			
Equity in Pooled Cash and Cash Equivalents	\$1,180,847	\$28,853	\$638,076
Cash and Cash Equivalents with Fiscal Agents	0	0	0
Receivables:			
Accrued Interest	83,032	0	0
Accounts	3,167	0	0
Intergovernmental	577,637	0	0
Income Taxes	380,094	65,265	417,380
Property Taxes	756,165	0	0
Other Local Taxes	37,153	0	0
Loans	0	0	0
Special Assessments	0	0	0
Materials and Supplies Inventory	28,896	0	0
Prepaid Items	9,523	0	11,017
<i>Total Assets</i>	<u><u>\$3,056,514</u></u>	<u><u>\$94,118</u></u>	<u><u>\$1,066,473</u></u>
<u>Liabilities and Fund Balances:</u>			
<u>Liabilities:</u>			
Accounts Payable	\$30,168	\$1,729	\$24,927
Contracts Payable	0	0	0
Retainage Payable	0	0	0
Accrued Wages and Benefits Payable	144,645	2,146	26,980
Intergovernmental Payable	138,563	1,487	107,479
Deferred Revenue	1,557,875	49,357	315,648
Matured Bonds Payable	0	0	0
Matured Interest Payable	0	0	0
<i>Total Liabilities</i>	<u><u>1,871,251</u></u>	<u><u>54,719</u></u>	<u><u>475,034</u></u>
<u>Fund Balances:</u>			
Reserved for Encumbrances	149,996	922	18,098
Reserved for Loans Receivable	0	0	0
Unreserved:			
Undesignated, Reported in:			
General Fund	1,035,267	0	0
Special Revenue Funds	0	38,477	573,341
Debt Service Funds	0	0	0
Capital Projects Funds	0	0	0
<i>Total Fund Balances</i>	<u><u>1,185,263</u></u>	<u><u>39,399</u></u>	<u><u>591,439</u></u>
<i>Total Liabilities and Fund Balances</i>	<u><u>\$3,056,514</u></u>	<u><u>\$94,118</u></u>	<u><u>\$1,066,473</u></u>

See Accompanying Notes to the Basic Financial Statements

<i>General Obligation Bond Retirement Fund</i>	<i>Capital Improvement Fund</i>	<i>Nonmajor Funds</i>	<i>Total Governmental Funds</i>
\$15,464	\$821,433	\$1,210,961	\$3,895,634
34,827	0	0	34,827
0	0	1,704	84,736
0	0	0	3,167
0	0	1,135,970	1,713,607
143,629	236,465	0	1,242,833
0	0	131,606	887,771
0	0	17,797	54,950
1,131,668	0	52,765	1,184,433
0	16,018	0	16,018
0	0	150,369	179,265
0	6,907	88	27,535
<u>\$1,325,588</u>	<u>\$1,080,823</u>	<u>\$2,701,260</u>	<u>\$9,324,776</u>
\$3,471	\$47,193	\$33,436	\$140,924
0	6,837	0	6,837
0	897	4,099	4,996
0	0	17,189	190,960
0	0	33,941	281,470
108,621	194,847	1,220,346	3,446,694
20,000	0	0	20,000
14,827	0	0	14,827
<u>146,919</u>	<u>249,774</u>	<u>1,309,011</u>	<u>4,106,708</u>
0	146,522	58,100	373,638
1,031,648	0	28,368	1,060,016
0	0	0	1,035,267
0	0	1,050,389	1,662,207
147,021	0	0	147,021
0	684,527	255,392	939,919
<u>1,178,669</u>	<u>831,049</u>	<u>1,392,249</u>	<u>5,218,068</u>
<u>\$1,325,588</u>	<u>\$1,080,823</u>	<u>\$2,701,260</u>	<u>\$9,324,776</u>

This Page Intentionally Left Blank

City of Circleville
 Reconciliation of Total Governmental Fund Balances to
 Net Assets of Governmental Activities
 December 31, 2008

Total Governmental Fund Balances	\$5,218,068
 <i>Amounts reported for governmental activities in the Statement of Net Assets are different because:</i>	
Capital assets used in governmental activities are not financial resources and therefore are not reported in the funds. These assets consist of:	
Land	1,096,490
Infrastructure	32,576,796
Other Capital Assets	12,898,870
Accumulated Depreciation	<u>(23,217,466)</u>
Total	23,354,690
Other long-term assets are not available to pay for current-period expenditures and therefore are deferred in the funds:	
Income Taxes	939,905
Property Taxes	71,371
Other Local Taxes	50,285
Special Assessments	16,018
Intergovernmental	1,495,449
Charges for Services	3,167
Interest	<u>54,099</u>
Total	2,630,294
Governmental funds report general obligation bond issuance costs as expenditures, whereas these amounts are deferred and amortized in the Statement of Activities.	
	68,613
Some liabilities are not due and payable in the current period and therefore are not reported in the funds:	
Accrued Interest	(18,764)
Premium on General Obligation Bonds	(16,694)
General Obligation Bonds	(4,205,000)
Capital Leases Payable	(200,768)
Compensated Absences	<u>(347,036)</u>
Total	<u>(4,788,262)</u>
Net Assets of Governmental Activities	<u><u>\$26,483,403</u></u>

See Accompanying Notes to the Basic Financial Statements

City of Circleville
Statement of Revenues, Expenditures and Changes in Fund Balances
Governmental Funds
For the Year Ended December 31, 2008

	<i>General Fund</i>	<i>Income Tax Fund</i>	<i>Safety Forces Tax Fund</i>
<u>Revenues:</u>			
Income Taxes	\$1,372,115	\$218,358	\$1,613,877
Property Taxes	786,735	0	0
Other Local Taxes	172,125	0	0
Special Assessments	0	0	0
Intergovernmental	1,349,632	0	2,580
Charges for Services	291,821	0	392,249
Licenses and Permits	267,388	0	0
Fines and Forfeitures	560,265	0	0
Investment Earnings	381,035	0	0
Contributions and Donations	2,007	0	1,000
Miscellaneous	9,436	171	3,631
<i>Total Revenues</i>	<u>5,192,559</u>	<u>218,529</u>	<u>2,013,337</u>
<u>Expenditures:</u>			
Current Operations and Maintenance:			
Security of Persons and Property:			
Police	1,521,529	0	1,056,600
Fire	791,929	0	867,155
Other	91,747	0	32,204
Public Health Services	171,750	0	0
Leisure Time Activities:			
Parks and Recreation	122,162	0	0
Swimming Pool	35,540	0	0
Other	27,173	0	0
Community Development:			
City Funded	329,933	0	0
Grant Funded	0	0	0
Basic Utility Services	3,100	0	0
Transportation	315,111	0	0
General Government	1,867,315	219,816	0
Capital Outlay	24,227	0	7,508
Debt Service:			
Principal Retirement	36,346	0	20,307
Interest and Fiscal Charges	5,818	0	5,848
Issuance Costs	0	0	0
<i>Total Expenditures</i>	<u>5,343,680</u>	<u>219,816</u>	<u>1,989,622</u>
Excess of Revenues Over (Under) Expenditures	<u>(151,121)</u>	<u>(1,287)</u>	<u>23,715</u>
<u>Other Financing Sources (Uses):</u>			
Inception Of Capital Lease	24,227	0	7,508
Proceeds of General Obligation Bonds	0	0	0
Premium on General Obligations Bonds Issued	0	0	0
Transfers In	0	0	0
Transfers Out	0	0	0
<i>Total Other Financing Sources (Uses)</i>	<u>24,227</u>	<u>0</u>	<u>7,508</u>
<i>Net Change in Fund Balance</i>	<u>(126,894)</u>	<u>(1,287)</u>	<u>31,223</u>
<i>Fund Balances at Beginning of Year</i>	<u>1,312,157</u>	<u>40,686</u>	<u>560,216</u>
<i>Fund Balances at End of Year</i>	<u>\$1,185,263</u>	<u>\$39,399</u>	<u>\$591,439</u>

See Accompanying Notes to the Basic Financial Statements

<i>General Obligation Bond Retirement Fund</i>	<i>Capital Improvement Fund</i>	<i>Nonmajor Funds</i>	<i>Total Governmental Funds</i>
\$367,973	\$1,004,142	\$0	\$4,576,465
0	0	121,464	908,199
0	0	68,619	240,744
0	7,758	0	7,758
0	39,332	1,339,759	2,731,303
0	33,131	25,091	742,292
0	0	0	267,388
0	0	377,821	938,086
192	0	5,789	387,016
0	0	200,070	203,077
65,499	0	6,670	85,407
<u>433,664</u>	<u>1,084,363</u>	<u>2,145,283</u>	<u>11,087,735</u>
0	0	85,334	2,663,463
0	0	79,782	1,738,866
0	0	21,281	145,232
0	0	0	171,750
0	0	275	122,437
0	0	0	35,540
0	0	0	27,173
0	0	0	329,933
0	0	169,436	169,436
0	0	0	3,100
0	27,117	878,345	1,220,573
0	12,918	311,759	2,411,808
0	748,219	998,432	1,778,386
250,000	9,595	9,123	325,371
276,363	16,383	639	305,051
0	11,613	0	11,613
<u>526,363</u>	<u>825,845</u>	<u>2,554,406</u>	<u>11,459,732</u>
<u>(92,699)</u>	<u>258,518</u>	<u>(409,123)</u>	<u>(371,997)</u>
0	0	0	31,735
0	355,000	0	355,000
0	16,694	0	16,694
0	40,819	125,000	165,819
(40,819)	(125,000)	0	(165,819)
<u>(40,819)</u>	<u>287,513</u>	<u>125,000</u>	<u>403,429</u>
(133,518)	546,031	(284,123)	31,432
<u>1,312,187</u>	<u>285,018</u>	<u>1,676,372</u>	<u>5,186,636</u>
<u>\$1,178,669</u>	<u>\$831,049</u>	<u>\$1,392,249</u>	<u>\$5,218,068</u>

City of Circleville
 Reconciliation of the Statement of Revenues, Expenditures and Changes
 in Fund Balances of Governmental Funds to the Statement of Activities
 For the Year Ended December 31, 2008

Net Change in Fund Balances - Total Governmental Funds	\$31,432
<i>Amounts reported for governmental activities in the Statement of Activities are different because:</i>	
Governmental funds report capital outlays as expenditures. However, in the Statement of Activities, the cost of those assets is allocated over their estimated useful lives as depreciation expense. In the current period, these amounts are:	
Capital Assets Additions	1,093,349
Donated Capital Assets	192,340
Depreciation	<u>(1,254,837)</u>
Excess of Capital Outlay over Depreciation Expense	30,852
The proceeds from the sale of capital assets are reported as revenue in the governmental funds. However, the cost of capital assets is removed from the capital assets account in the Statement of Net Assets and offset against the proceeds from the sale of capital assets resulting in a loss on the sale of capital assets in the Statement of Activities.	
Loss on Disposal of Assets	(26,126)
Some capital assets were financed through capital leases. In governmental funds, a capital lease arrangement is considered a source of financing, but in the Statement of Net Assets, the lease obligation is reported as a liability.	
	(31,735)
Some revenues that will not be collected for several months after the City's year-end are not considered "available" revenues and are deferred in the governmental funds. Deferred revenues changed by these amounts this year:	
Income Taxes	184,209
Property Taxes	38,098
Other Local Taxes	10,660
Special Assessments	(6,094)
Intergovernmental	668,457
Accrued Interest	13,849
Charges for Services	<u>(3,068)</u>
	906,111
The issuance of long-term debt provides current financial resources to governmental funds, but in the Statement of Net Assets, the debt is reported as a liability.	
Premium on General Obligation Bonds Issued	(16,694)
General Obligation Bonds Issued	<u>(355,000)</u>
	(371,694)
Governmental funds report bond issuance costs as expenditures, whereas these amounts are deferred and amortized in the Statement of Activities. In the current period, these costs are:	
Bond Issuance Costs	11,613
Repayment of long-term obligations is reported as an expenditure in governmental funds, but the repayment reduces long-term liabilities in the Statement of Net Assets. In the current year, these amounts consist of:	
General Obligation Bond Principal Payments	250,000
Capital Lease Payments	<u>80,952</u>
	330,952
Some expenses reported in the Statement of Activities do not require the use of current financial resources and therefore are not reported as expenditures in governmental funds. The difference in the amount of interest on the Statement of Activities is the result of the following:	
Net Increase in Deferred Charges	(4,950)
Net Increase in Accrued Interest	<u>(233)</u>
	(5,183)
Some items reported in the Statement of Activities do not require the use of current financial resources and therefore are not reported as expenditures in the governmental funds. These activities consist of:	
Decrease in Compensated Absences	<u>19,335</u>
Change in Net Assets of Governmental Activities	<u>\$895,557</u>

See Accompanying Notes to the Basic Financial Statements

City of Circleville
Statement of Revenues, Expenditures and Changes in Fund Balance -
Budget (Non-GAAP Basis) and Actual
General Fund
For the Year Ended December 31, 2008

	<i>Original Budget</i>	<i>Revised Budget</i>	<i>Budgetary Actual</i>	<i>Variance Positive (Negative)</i>
<i>Revenues:</i>				
Income Taxes	\$1,308,431	\$1,282,828	\$1,374,264	\$91,436
Property Taxes	683,000	780,500	786,735	6,235
Other Local Taxes	149,934	147,000	173,938	26,938
Intergovernmental	1,202,531	1,179,000	1,321,840	142,840
Charges for Services	290,076	284,400	291,821	7,421
Licenses and Permits	351,886	345,000	267,388	(77,612)
Fines and Forfeitures	484,480	475,000	551,910	76,910
Investment Earnings	485,449	475,950	325,472	(150,478)
Contributions and Donations	1,020	1,000	2,007	1,007
Miscellaneous	4,590	4,500	9,436	4,936
<i>Total Revenues</i>	<u>4,961,397</u>	<u>4,975,178</u>	<u>5,104,811</u>	<u>129,633</u>
<i>Expenditures:</i>				
Current Operations and Maintenance:				
Security of Persons and Property:				
Police	1,600,130	1,603,347	1,553,947	49,400
Fire	719,827	809,331	807,619	1,712
Other	114,057	114,057	112,218	1,839
Public Health Services	174,847	174,847	171,750	3,097
Leisure Time Activities:				
Parks and Recreation	124,862	138,862	122,795	16,067
Swimming Pool	50,000	37,500	35,540	1,960
Other	52,500	45,000	45,000	0
Community Development:				
City Funded	393,623	393,623	343,204	50,419
Basic Utility Services	3,100	3,100	3,100	0
Transportation	385,940	385,940	312,565	73,375
General Government	2,293,317	2,364,817	2,044,684	320,133
<i>Total Expenditures</i>	<u>5,912,203</u>	<u>6,070,424</u>	<u>5,552,422</u>	<u>518,002</u>
<i>Net Change in Fund Balance</i>	(950,806)	(1,095,246)	(447,611)	647,635
<i>Fund Balance at Beginning of Year</i>	1,213,206	1,213,206	1,213,206	0
<i>Prior Year Encumbrances</i>	<u>182,332</u>	<u>182,332</u>	<u>182,332</u>	<u>0</u>
<i>Fund Balance at End of Year</i>	<u><u>\$444,732</u></u>	<u><u>\$300,292</u></u>	<u><u>\$947,927</u></u>	<u><u>\$647,635</u></u>

See Accompanying Notes to the Basic Financial Statements

City of Circleville
Statement of Revenues, Expenditures and Changes in Fund Balance -
Budget (Non-GAAP Basis) and Actual
Income Tax Fund
For the Year Ended December 31, 2008

	<i>Original Budget</i>	<i>Revised Budget</i>	<i>Budgetary Actual</i>	<i>Variance Positive (Negative)</i>
<i>Revenues:</i>				
Income Taxes	\$226,459	\$231,514	\$217,647	(\$13,867)
Miscellaneous	<u>0</u>	<u>0</u>	<u>171</u>	<u>171</u>
<i>Total Revenues</i>	226,459	231,514	217,818	(13,696)
<i>Expenditures:</i>				
Current Operations and Maintenance:				
General Government	<u>233,318</u>	<u>233,318</u>	<u>218,569</u>	<u>14,749</u>
<i>Net Change in Fund Balance</i>	(6,859)	(1,804)	(751)	1,053
<i>Fund Balance at Beginning of Year</i>	26,878	26,878	26,878	0
<i>Prior Year Encumbrances</i>	<u>1,804</u>	<u>1,804</u>	<u>1,804</u>	<u>0</u>
<i>Fund Balance at End of Year</i>	<u><u>\$21,823</u></u>	<u><u>\$26,878</u></u>	<u><u>\$27,931</u></u>	<u><u>\$1,053</u></u>

See Accompanying Notes to the Basic Financial Statements

City of Circleville
Statement of Revenues, Expenditures and Changes in Fund Balance -
Budget (Non-GAAP Basis) and Actual
Safety Forces Tax Fund
For the Year Ended December 31, 2008

	<i>Original Budget</i>	<i>Revised Budget</i>	<i>Budgetary Actual</i>	<i>Variance Positive (Negative)</i>
<i>Revenues:</i>				
Income Taxes	\$1,370,861	\$1,432,828	\$1,610,973	\$178,145
Intergovernmental	2,468	2,580	2,580	0
Charges for Services	360,791	377,100	392,249	15,149
Contributions and Donations	957	1,000	1,000	0
Miscellaneous	2,870	3,000	3,631	631
<i>Total Revenues</i>	<u>1,737,947</u>	<u>1,816,508</u>	<u>2,010,433</u>	<u>193,925</u>
<i>Expenditures:</i>				
Current Operations and Maintenance:				
Security of Persons and Property:				
Police	1,261,608	1,239,988	1,064,608	175,380
Fire	984,041	1,015,718	888,330	127,388
Other	79,695	73,218	35,471	37,747
<i>Total Expenditures</i>	<u>2,325,344</u>	<u>2,328,924</u>	<u>1,988,409</u>	<u>340,515</u>
<i>Net Change in Fund Balance</i>	(587,397)	(512,416)	22,024	534,440
<i>Fund Balance at Beginning of Year</i>	560,938	560,938	560,938	0
<i>Prior Year Encumbrances</i>	<u>37,016</u>	<u>37,016</u>	<u>37,016</u>	<u>0</u>
<i>Fund Balance at End of Year</i>	<u><u>\$10,557</u></u>	<u><u>\$85,538</u></u>	<u><u>\$619,978</u></u>	<u><u>\$534,440</u></u>

See Accompanying Notes to the Basic Financial Statements

City of Circleville
Statement of Fund Net Assets
Enterprise Funds
December 31, 2008

	<i>Waterworks Operating Fund</i>	<i>Sewer Operating Fund</i>	<i>Total</i>
<u>Assets:</u>			
<u>Current Assets:</u>			
Equity in Pooled Cash and Cash Equivalents	\$3,813,526	\$2,552,114	\$6,365,640
Receivables:			
Accounts	196,513	251,245	447,758
Special Assessments	0	6,185	6,185
Materials and Supplies Inventory	49,799	40,715	90,514
Prepaid Items	10,912	5,170	16,082
<i>Total Current Assets</i>	<u>4,070,750</u>	<u>2,855,429</u>	<u>6,926,179</u>
<u>Non-Current Assets:</u>			
Deferred Charges	41,849	56,406	98,255
Nondepreciable Capital Assets	171,448	92,055	263,503
Depreciable Capital Assets, Net	6,824,412	12,863,697	19,688,109
<i>Total Non-Current Assets</i>	<u>7,037,709</u>	<u>13,012,158</u>	<u>20,049,867</u>
<i>Total Assets</i>	<u>11,108,459</u>	<u>15,867,587</u>	<u>26,976,046</u>
<u>Liabilities:</u>			
<u>Current Liabilities:</u>			
Accounts Payable	15,840	33,534	49,374
Contracts Payable	105,177	0	105,177
Retainage Payable	9,146	0	9,146
Accrued Wages and Benefits Payable	24,056	34,720	58,776
Intergovernmental Payable	17,168	31,128	48,296
Capital Leases Payable	3,636	3,635	7,271
Compensated Absences Payable	33,550	35,948	69,498
Accrued Interest Payable	4,240	5,708	9,948
General Obligation Bonds Payable	45,000	70,000	115,000
<i>Total Current Liabilities</i>	<u>257,813</u>	<u>214,673</u>	<u>472,486</u>
<u>Long-Term Liabilities (Net of Current Portion):</u>			
Capital Leases Payable	4,522	4,523	9,045
Compensated Absences Payable	16,333	23,508	39,841
General Obligation Bonds Payable	1,235,000	1,655,000	2,890,000
<i>Total Long-Term Liabilities (Net of Current Portion)</i>	<u>1,255,855</u>	<u>1,683,031</u>	<u>2,938,886</u>
<i>Total Liabilities</i>	<u>1,513,668</u>	<u>1,897,704</u>	<u>3,411,372</u>
<u>Net Assets:</u>			
Invested in Capital Assets, Net of Related Debt	5,749,551	11,279,000	17,028,551
Unrestricted	3,845,240	2,690,883	6,536,123
<i>Total Net Assets</i>	<u>\$9,594,791</u>	<u>\$13,969,883</u>	<u>\$23,564,674</u>

See Accompanying Notes to the Basic Financial Statements

City of Circleville
Statement of Revenues, Expenses and Changes in Fund Net Assets
Enterprise Funds
For the Year Ended December 31, 2008

	<i>Waterworks Operating Fund</i>	<i>Sewer Operating Fund</i>	<i>Total</i>
<i><u>Operating Revenues:</u></i>			
Charges for Services	\$1,570,442	\$1,893,908	\$3,464,350
<i><u>Operating Expenses:</u></i>			
Personal Services	447,038	724,022	1,171,060
Fringe Benefits	236,104	284,982	521,086
Materials and Supplies	235,633	320,903	556,536
Contractual Services	170,314	344,192	514,506
Depreciation	209,065	407,408	616,473
Miscellaneous	2,349	11,261	13,610
<i>Total Operating Expenses</i>	<u>1,300,503</u>	<u>2,092,768</u>	<u>3,393,271</u>
Operating Income (Loss)	<u>269,939</u>	<u>(198,860)</u>	<u>71,079</u>
<i><u>Non-Operating Revenues (Expenses):</u></i>			
Interest and Fiscal Charges	(113,377)	(141,129)	(254,506)
Interest Revenue	7,364	7,542	14,906
Other	1,959	1,187	3,146
<i>Total Non-Operating Revenues (Expenses)</i>	<u>(104,054)</u>	<u>(132,400)</u>	<u>(236,454)</u>
<i>Change in Net Assets</i>	165,885	(331,260)	(165,375)
<i>Net Assets at Beginning of Year</i>	<u>9,428,906</u>	<u>14,301,143</u>	<u>23,730,049</u>
<i>Net Assets at End of Year</i>	<u><u>\$9,594,791</u></u>	<u><u>\$13,969,883</u></u>	<u><u>\$23,564,674</u></u>

See Accompanying Notes to the Basic Financial Statements

City of Circleville
Statement of Cash Flows
Enterprise Funds
For the Year Ended December 31, 2008

	<u>Waterworks Operating Fund</u>	<u>Sewer Operating Fund</u>	<u>Total</u>
<u>Increase (Decrease) in Cash and Cash Equivalents:</u>			
<u>Cash Flows from Operating Activities:</u>			
Cash Received from Charges for Services	\$1,573,899	\$1,897,744	\$3,471,643
Cash Payments for Employee Services	(454,239)	(720,648)	(1,174,887)
Cash Payments for Employee Benefits	(238,271)	(293,665)	(531,936)
Cash Payments to Suppliers for Goods and Services	(278,776)	(614,039)	(892,815)
Cash Payments for Other Operating Expenses	(2,349)	(11,261)	(13,610)
Other Non-Operating Revenues	1,959	1,187	3,146
<i>Net Cash Provided by Operating Activities</i>	<u>602,223</u>	<u>259,318</u>	<u>861,541</u>
<u>Cash Flows from Capital and Related Financing Activities:</u>			
Acquisition of Capital Assets	(617,866)	(6,314)	(624,180)
Proceeds of General Obligation Bonds	1,280,000	1,725,000	3,005,000
Bond Issuance Costs	(41,849)	(56,406)	(98,255)
Principal Paid on Bond Anticipation Notes	(1,965,000)	(2,570,000)	(4,535,000)
Interest and Fiscal Charges Paid on Bond Anticipation Notes	(176,139)	(227,025)	(403,164)
Principal Paid on Capital Leases	(4,624)	(4,623)	(9,247)
Interest and Fiscal Charges Paid on Capital Leases	(1,025)	(1,025)	(2,050)
<i>Net Cash Used for Capital and Related Financing Activities</i>	<u>(1,526,503)</u>	<u>(1,140,393)</u>	<u>(2,666,896)</u>
<u>Cash Flows from Investing Activities:</u>			
Interest	32,470	27,430	59,900
<i>Net Decrease in Cash and Cash Equivalents</i>	(891,810)	(853,645)	(1,745,455)
<i>Cash and Cash Equivalents at Beginning of Year</i>	<u>4,705,336</u>	<u>3,405,759</u>	<u>8,111,095</u>
<i>Cash and Cash Equivalents at End of Year</i>	<u>\$3,813,526</u>	<u>\$2,552,114</u>	<u>\$6,365,640</u>
<u>Reconciliation of Operating Income (Loss) to Net Cash Provided by Operating Activities:</u>			
Operating Income (Loss)	\$269,939	(\$198,860)	\$71,079
<u>Adjustments to Reconcile Operating Income (Loss) to Net Cash Provided by Operating Activities:</u>			
Depreciation	209,065	407,408	616,473
Other Non-Operating Revenues	1,959	1,187	3,146
Changes in Assets and Liabilities:			
Decrease in Accounts Receivable	3,457	3,678	7,135
Decrease in Special Assessments Receivable	0	158	158
Decrease in Materials and Supplies Inventory	21,252	39,158	60,410
Decrease in Prepaid Items	2,036	1,883	3,919
Increase (Decrease) in Accounts Payable	(10,278)	4,819	(5,459)
Increase in Contracts Payable	105,177	0	105,177
Increase in Accrued Wages and Benefits Payable	2,372	4,225	6,597
Increase (Decrease) in Intergovernmental Payable	(9,942)	4,057	(5,885)
Increase in Retainage Payable	9,146	0	9,146
Decrease in Compensated Absences Payable	(1,960)	(8,395)	(10,355)
<i>Net Cash Provided by Operating Activities</i>	<u>\$602,223</u>	<u>\$259,318</u>	<u>\$861,541</u>

See Accompanying Notes to the Basic Financial Statements

City of Circleville
Statement of Fiduciary Net Assets
Fiduciary Funds
December 31, 2008

	<i>Private Purpose Trust Fund William Renick Trust</i>	<i>Agency Funds</i>
<u>Assets:</u>		
Equity in Pooled Cash and Cash Equivalents	\$188	\$19,012
Cash and Cash Equivalents In Segregated Accounts	11,598	166,697
<i>Total Assets</i>	11,786	\$185,709
<u>Liabilities:</u>		
Intergovernmental Payable	0	\$5,572
Undistributed Assets	0	180,137
<i>Total Liabilities</i>	0	\$185,709
<u>Net Assets:</u>		
Held in Trust for Private Purposes	\$11,786	

See Accompanying Notes to the Basic Financial Statements

City of Circleville
Statement of Changes in Fiduciary Net Assets
Private Purpose Trust Fund
For the Year Ended December 31, 2008

	<u><i>William Renick Trust</i></u>
<u><i>Additions:</i></u>	
Interest	\$388
<u><i>Deductions:</i></u>	
Payments in Accordance with Trust Agreements	<u>600</u>
<i>Change in Net Assets</i>	(212)
<i>Net Assets at Beginning of Year</i>	<u>11,998</u>
<i>Net Assets at End of Year</i>	<u><u>\$11,786</u></u>

See Accompanying Notes to the Basic Financial Statements

City of Circleville
Notes to the Basic Financial Statements
For the Year Ended December 31, 2008

NOTE 1 – DESCRIPTION OF THE CITY AND REPORTING ENTITY

The City of Circleville (the “City”) is a non-chartered municipal corporation operating under the laws of the State of Ohio. The community was established in 1810 as part of Circleville Township; it became a Village in 1811 before becoming a City in 1814. The municipal government is known as a Council/Mayor form of government. Legislative power is vested in an eight-member Council: four members elected by wards, three elected at large, and an elected President, who only votes in the case of a tie. The Mayor is the chief executive officer and the head of the administrative agencies of the City. He/she appoints all department heads and employees, with the exception of the following: the elected City Auditor, who appoints the Income Tax Commissioner, the elected Director of Law who appoints the Assistant Law Director, and the elected Treasurer.

Reporting Entity

A reporting entity is comprised of the primary government, component units and other organizations that are included to ensure that the financial statements are not misleading.

The primary government of the City consists of all funds, departments and activities which are not legally separate from the City. They comprise the City’s legal entity which provides various services including public safety, planning, zoning, street maintenance and repair, parks and recreation, community development, public health and welfare, and water and sewer treatment. Administrative staff provides support (i.e., payroll processing, accounts payable, revenue collection) to the service providers. The operation and control of these activities is provided by the City Council through the budgetary process and by the Mayor through administrative and managerial requirements and procedures.

The City is associated with one organization which is defined as a jointly governed organization. This organization is the Pickaway Progress Partnership and is presented in Note 17 to the Basic Financial Statements.

Component units are legally separate organizations for which the City is financially accountable. The City is financially accountable for an organization if the City appoints a voting majority of the organization’s governing board and (1) the City is able to significantly influence the programs or services performed or provided by the organization; or (2) the City is legally entitled to or can otherwise access the organization’s resources; the City is legally obligated or has otherwise assumed the responsibility to finance the deficits of, or provide financial support to, the organization; or the City is obligated for the debt of the organization. Component units may also include organizations that are fiscally dependent on the City in that the City approves the organization’s budget, the issuance of its debt or the levying of its taxes.

The component unit column in the government-wide financial statements identifies the financial data of the City’s discretely presented component unit, Berger Health System. Berger Health System is reported separately to emphasize that it is legally separate from the City.

City of Circleville
Notes To The Basic Financial Statements
For The Year Ended December 31, 2008

NOTE 1 – DESCRIPTION OF THE CITY AND REPORTING ENTITY *(continued)*

Berger Health System

Berger Health System (the “System”) is operated by a Board of Governors pursuant to an agreement between the City of Circleville and Pickaway County. Four members of the Board of Governors are appointed by the Board of County Commissioners of Pickaway County and four members are appointed by the Mayor with the consent of City Council. The Mayor is the ninth and final member of the Board of Governors and serves as Chairman.

The City is obligated for the bonded debt of the System. The City issued the bonds on behalf of the System, who is repaying the City for the bonds through a loan agreement. The bond agreement is between the City and the original purchasers. Based upon the significant services and resources provided by the City to the System, the System is presented as a component unit of the City. The System operates on a fiscal year ending December 31. Separately issued financial statements can be obtained from Berger Health System, 600 North Pickaway Street, Circleville, Ohio 43113.

The information in Notes 2 through 20 relate to the primary government. Information related to the discretely presented component unit is presented in Note 21.

NOTE 2 – SUMMARY OF SIGNIFICANT ACCOUNTING POLICIES

The financial statements of the City have been prepared in conformity with generally accepted accounting principles (GAAP) as applied to local governmental units. The Governmental Accounting Standards Board (GASB) is the accepted standard-setting body for establishing governmental accounting and financial principles. The City also applies Financial Accounting Standards Board (FASB) Statements and Interpretations issued on or before November 30, 1989, to its governmental and business-type activities and to its enterprise funds provided they do not conflict with or contradict GASB pronouncements. The City does not apply FASB Statements and Interpretations issued after November 30, 1989, to its business-type activities or enterprise funds. The more significant of the City’s accounting policies are described below.

Basis of Presentation

The City’s basic financial statements consist of government-wide statements, including a Statement of Net Assets and a Statement of Activities, and fund financial statements, which provide a more detailed level of financial information.

City of Circleville
Notes To The Basic Financial Statements
For The Year Ended December 31, 2008

NOTE 2 – SUMMARY OF SIGNIFICANT ACCOUNTING POLICIES *(continued)*

Government-Wide Financial Statements

The Statement of Net Assets and the Statement of Activities display information about the City as a whole. These statements include the financial activities of the primary government, except for fiduciary funds. The statements distinguish between those activities of the City that are governmental in nature and those that are considered business-type activities.

The Statement of Net Assets presents the financial condition of the governmental and business-type activities of the City at year-end. The Statement of Activities presents a comparison between direct expenses and program revenues for each program or function of the City's governmental activities and for the business-type activities of the City. Direct expenses are those that are specifically associated with a service, program or department and therefore clearly identifiable to a particular function. Program revenues include charges paid by the recipient of the goods or services offered by the program, grants and contributions that are restricted to meeting the operational or capital requirements of a particular program and interest earned on grants that is required to be used to support a particular program. Revenues which are not classified as program revenues are presented as general revenues of the City, with certain limited exceptions. The comparison of direct expenses with program revenues identifies the extent to which each governmental program or business segment is self-financing or draws from the general revenues of the City.

Fund Financial Statements

During the year, the City segregates transactions related to certain City functions or activities in separate funds in order to aid financial management and to demonstrate legal compliance. Fund financial statements are designed to present financial information of the City at this more detailed level. The focus of governmental and enterprise fund financial statements is on major funds. Each major fund is presented in a separate column. Nonmajor funds are aggregated and presented in a single column. Fiduciary funds are reported by type.

Fund Accounting

The City uses funds to maintain its financial records during the year. Fund accounting is designed to demonstrate legal compliance and to aid management by segregating transactions related to certain City functions or activities. A fund is defined as a fiscal and accounting entity with a self-balancing set of accounts. There are three categories of funds utilized by the City: governmental, proprietary, and fiduciary.

City of Circleville
Notes To The Basic Financial Statements
For The Year Ended December 31, 2008

NOTE 2 – SUMMARY OF SIGNIFICANT ACCOUNTING POLICIES *(continued)*

Governmental Funds

Governmental funds are those through which most governmental functions are financed. Governmental fund reporting focuses on the sources, uses, and balances of current financial resources. Expendable assets are assigned to the various governmental funds according to the purpose for which they may or must be used. Current liabilities are assigned to the fund from which they will be paid. The difference between governmental fund assets and liabilities is reported as fund balance. The following are the City's major governmental funds:

General Fund – This fund accounts for all financial resources except those required to be accounted for in another fund. The General Fund balance is available to the City for any purpose provided it is expended or transferred according to the general laws of Ohio.

Income Tax Fund – This fund accounts for the direct administration of the 1.5 percent income tax levied and collected by the City. The purpose of the tax is to provide for the municipal operations, maintenance of equipment, extension, enlargement and improvement of municipal services and facilities and capital improvements of the City.

Safety Forces Tax Fund – This fund accounts for the portion of the income tax which is used for safety purposes such as a portion of police and fire salaries and the emergency medical team salaries.

General Obligation Bond Retirement Fund – This fund accounts for the resources that are used for payment of principal and interest and fiscal charges on general obligation debt.

Capital Improvement Fund – This fund accounts for the portion of the income tax which is used for capital projects as approved by Council.

The other governmental funds of the City account for grants and other resources whose use is restricted for a particular purpose.

City of Circleville
Notes To The Basic Financial Statements
For The Year Ended December 31, 2008

NOTE 2 – SUMMARY OF SIGNIFICANT ACCOUNTING POLICIES *(continued)*

Proprietary Funds

Proprietary funds focus on the determination of operating income, changes in net assets, financial position, and cash flows. The City's proprietary funds are enterprise funds.

Enterprise Funds – Enterprise funds may be used to account for any activity for which a fee is charged to external users for goods or services. The following are the City's major enterprise funds:

Waterworks Operating Fund – This fund is used to account for the provision of water service to the residents and businesses of the City.

Sewer Operating Fund – This fund is used to account for the provision of sanitary sewer service to the residents and businesses of the City.

Fiduciary Funds

Fiduciary fund reporting focuses on net assets and changes in net assets. The fiduciary fund category is split into four classifications: pension trust funds, investment trust funds, private purpose trust funds, and agency funds. The three types of trust funds are used to report resources held and administered by the City when it is acting in a fiduciary capacity for individuals, private organizations, or other governments. These funds are distinguished by the existence of a trust agreement that affects the degree of management involvement and the length of time that the resources are held. The City has one private purpose trust fund which is used to account for the money set aside to be donated to charities as authorized in the will of Josie Renick. Agency funds are custodial in nature (assets equal liabilities) and do not involve measurement of results of operations. The City has five agency funds which are used to account for monies held for individuals and organizations for fines and forfeitures, deposits held to ensure compliance with building codes, and inspection fees received from contractors who perform work with individuals or private organizations which requires them to open pavement surfaces. Once the work is completed and the street has been properly restored, the fees are returned to the contractors.

Measurement Focus

Government-Wide Financial Statements

The government-wide financial statements are prepared using the economic resources measurement focus. All assets and liabilities associated with the operation of the City are included on the Statement of Net Assets. The Statement of Activities presents increases (e.g., revenues) and decreases (e.g., expenses) in total net assets.

City of Circleville
Notes To The Basic Financial Statements
For The Year Ended December 31, 2008

NOTE 2 – SUMMARY OF SIGNIFICANT ACCOUNTING POLICIES *(continued)*

Fund Financial Statements

All governmental funds are accounted for using a flow of current financial resources measurement focus. With this measurement focus, only current assets and current liabilities generally are included on the Balance Sheet. The Statement of Revenues, Expenditures and Changes in Fund Balances reports on the sources (i.e., revenues and other financing sources) and uses (i.e., expenditures and other financing uses) of current financial resources. This approach differs from the manner in which the governmental activities of the government-wide financial statements are prepared. Governmental fund financial statements therefore include a reconciliation with brief explanations to better identify the relationship between the government-wide statements and the statements for governmental funds.

Like the government-wide statements, all enterprise funds are accounted for using a flow of economic resources measurement focus. All assets and all liabilities associated with the operation of these funds are included on the Statement of Fund Net Assets. The Statement of Revenues, Expenses and Changes in Fund Net Assets presents increases (e.g., revenues) and decreases (e.g., expenses) in total net assets. The Statement of Cash Flows provides information about how the City finances and meets the cash flow needs of its enterprise activities.

The private purpose trust fund is reported using the economic resources measurement focus.

Basis of Accounting

Basis of accounting determines when transactions are recorded in the financial records and reported on the financial statements. Government-wide financial statements and the financial statements of the enterprise and fiduciary funds are prepared using the accrual basis of accounting. Governmental funds use the modified accrual basis of accounting. Differences in the accrual and modified accrual basis of accounting arise in the recognition of revenue, the recording of deferred revenue, and in the presentation of expenses versus expenditures.

Revenues – Exchange and Non-Exchange Transactions

Revenue resulting from exchange transactions, in which each party gives and receives essentially equal value, is recorded on the accrual basis when the exchange takes place. On a modified accrual basis, revenue is recorded in the year in which the resources are measurable and become available. “Measurable” means that the amount of the transaction can be determined and “available” means that the resources will be collected within the current year or are expected to be collected soon enough thereafter to be used to pay liabilities of the current year. For the City, available means expected to be received within thirty-one days of year-end.

City of Circleville
Notes To The Basic Financial Statements
For The Year Ended December 31, 2008

NOTE 2 – SUMMARY OF SIGNIFICANT ACCOUNTING POLICIES *(continued)*

Non-exchange transactions, in which the City receives value without directly giving equal value in return, include income taxes, property taxes, grants, entitlements and donations. On an accrual basis, revenue from income tax is recognized in the year in which the income is earned. Revenue from property taxes is recognized in the year for which the taxes are levied. (See Note 6.) Revenue from grants, entitlements and donations is recognized in the year in which all eligibility requirements have been satisfied. Eligibility requirements include timing requirements, which specify the year when the resources are required to be used or the year when use is first permitted, matching requirements, in which the City must provide local resources to be used for a specified purpose, and expenditure requirements, in which the resources are provided to the City on a reimbursement basis. On a modified accrual basis, revenue from non-exchange transactions must also be available before it can be recognized.

Under the modified accrual basis, the following revenue sources are considered to be both measurable and available at year-end: weed assessments, income taxes, interest on investments, intergovernmental revenues (including motor vehicle license tax, gasoline tax, and local government assistance), and grants.

Deferred Revenues

Deferred revenues arise when assets are recognized before revenue recognition criteria have been satisfied.

Property taxes for which there is an enforceable legal claim as of December 31, 2008, but were levied to finance 2009 operations, have been recorded as deferred revenue. Grants and entitlements received before the eligibility requirements are met have also been recorded as deferred revenue.

On governmental fund financial statements, receivables that will not be collected within the available period have also been reported as deferred revenue.

Expenses/Expenditures

On the accrual basis of accounting, expenses are recognized at the time they are incurred.

The measurement focus of governmental fund accounting is on decreases in net financial resources (expenditures) rather than expenses. Expenditures are generally recognized in the accounting period in which the related fund liability is incurred, if measurable. Allocations of cost, such as depreciation and amortization, are not recognized in governmental funds.

City of Circleville
Notes To The Basic Financial Statements
For The Year Ended December 31, 2008

NOTE 2 – SUMMARY OF SIGNIFICANT ACCOUNTING POLICIES *(continued)*

Budgets and Budgetary Accounting

All funds, other than agency funds, are legally required to be budgeted and appropriated. The major documents prepared are the tax budget, the certificate of estimated resources, and the appropriation resolution, all of which are prepared on the budgetary basis of accounting. The tax budget demonstrates a need for existing or increased tax rates. The certificate of estimated resources establishes a limit on the amount Council may appropriate. The appropriation resolution is Council's authorization to spend resources and sets annual limits on expenditures plus encumbrances at the level of control selected by Council. The legal level of control has been established by Council at the personal services and all other object level within each department. Any budgetary modifications at this level may only be made by resolution of Council.

The certificate of estimated resources may be amended during the year if projected increases or decreases in revenue are identified by the City Auditor. The amounts reported as the original budgeted amounts on the budgetary statements reflect the amounts on the certificate of estimated resources when the original appropriations were adopted. The amounts reported as final budgeted amounts represent estimates from the amended certificate in force at the time final appropriations were passed by Council.

The appropriation resolution is subject to amendment throughout the year with the restriction that appropriations cannot exceed estimated resources. The amounts reported as the original budgeted amounts reflect the first appropriation resolution for that fund that covered the entire year, including amounts automatically carried forward from prior years. The amounts reported as the final budgeted amounts represent the final appropriation amounts passed by Council during the year, including all supplemental appropriations.

Cash and Cash Equivalents

Cash balances of the City's funds, except cash in segregated accounts, are pooled and invested in short-term investments in order to provide improved cash management. Each share of the pool is presented on the financial statements in the account "Equity in Pooled Cash and Cash Equivalents." Cash and cash equivalents that are held separately within departments of the City and not held with the City Treasurer are recorded as "Cash and Cash Equivalents in Segregated Accounts". The City utilizes financial institutions to service bonded debt as principal and interest payments come due. The balances in these accounts are presented as "Cash and Cash Equivalents with Fiscal Agents".

During the year, investments were limited to Federal Home Loan Mortgage Corporation Bonds, Federal Farm Credit Banks Consolidation System Bonds, Federal Home Loan Bank Bonds, Federal National Mortgage Association Bonds, and negotiable certificates of deposit. Except for nonparticipating investment contracts, investments are reported at fair value which is based on quoted market prices. Nonparticipating investment contracts, such as nonnegotiable certificates of deposit, are reported at cost.

City of Circleville
Notes To The Basic Financial Statements
For The Year Ended December 31, 2008

NOTE 2 – SUMMARY OF SIGNIFICANT ACCOUNTING POLICIES *(continued)*

Interest income is distributed to the funds according to Ohio constitutional and statutory requirements. Interest revenue credited to the General Fund during 2008 amounted to \$381,035, which includes \$338,567 assigned from other funds.

Investments with an original maturity of three months or less at the time of purchase and investments of the cash management pool are reported as cash equivalents on the financial statements.

Materials and Supplies Inventory

Inventories are presented at cost on a first-in, first-out basis and are expended/expensed when used. Inventory consists of expendable supplies held for consumption.

Prepaid Items

Payments made to vendors for services that will benefit periods beyond December 31, 2008, are recorded as prepaid items using the consumption method. A current asset for the prepaid amount is recorded at the time of the purchase and an expenditure/expense is reported in the year in which services are consumed.

Capital Assets

General capital assets are capital assets that are associated with and generally rise from governmental activities. These assets generally result from expenditures in governmental funds. These assets are reported in the governmental activities column of the government-wide Statement of Net Assets but are not reported in the fund financial statements. Capital assets used by the enterprise funds are reported in both the business-type activities column of the government-wide Statement of Net Assets and in the respective funds.

Capital assets are capitalized at cost (or estimated historical cost, which is determined by indexing the current replacement cost back to the year of acquisition) and updated for additions and reductions during the year. Donated capital assets are recorded at their fair market values on the date donated. The City maintains a capitalization threshold of five thousand dollars. Improvements are capitalized; the costs of normal maintenance and repairs that do not add to the value of the asset or materially extend an asset's life are expensed.

City of Circleville
Notes To The Basic Financial Statements
For The Year Ended December 31, 2008

NOTE 2 – SUMMARY OF SIGNIFICANT ACCOUNTING POLICIES *(continued)*

All reported capital assets, except land and construction in progress, are depreciated. Improvements are depreciated over the remaining useful lives of the related capital assets. Useful lives for infrastructure were estimated based on the City's historical records of necessary improvements and replacements. Depreciation is computed using the straight-line method over the following useful lives:

<u>Descriptions</u>	<u>Estimated Life</u>
Land Improvements	10-25 years
Buildings and Building Improvements	20-50 years
Machinery and Equipment	7-20 years
Vehicles	5-20 years
Infrastructure	10-75 years

The City's infrastructure consists of streets, curbs and gutters, sidewalks, street lighting, storm sewers, and water and sewer lines. In the initial capitalization of general infrastructure assets, the City chose to include all such items regardless of their acquisition date.

Compensated Absences

Vacation benefits are accrued as a liability as the benefits are earned if the employees' rights to receive compensation are attributable to services already rendered and it is probable that the City will compensate the employees for the benefits through paid time off or some other means. The City records a liability for all accumulated unused vacation time when earned for all employees after one year of service.

Sick leave benefits are accrued as a liability using the termination method. An accrual for earned sick leave is made to the extent it is probable that benefits will result in termination payments. The liability is an estimate based on the City's past experience of making termination payments.

Accrued Liabilities and Long-Term Obligations

All payables, accrued liabilities and long-term obligations are reported in the government-wide financial statements. All payables, accrued liabilities, and long-term obligations payable from the enterprise funds are reported on the enterprise funds' financial statements.

City of Circleville
Notes To The Basic Financial Statements
For The Year Ended December 31, 2008

NOTE 2 – SUMMARY OF SIGNIFICANT ACCOUNTING POLICIES *(continued)*

In general, governmental fund payables and accrued liabilities that, once incurred, are paid in a timely manner and in full from current financial resources are reported as obligations of the funds. However, compensated absences that will be paid from governmental funds are reported as liabilities on the fund financial statements only to the extent that they are due for payment during the current year. Bonds and capital leases are recognized as liabilities on the governmental fund financial statements when due.

Unamortized Bond Premiums and Bond Issuance Costs

Issuance costs reported on the government-wide statements and enterprise fund statements are deferred and amortized over the term of the bonds using the straight-line method since the results are not significantly different from the effective interest method and are recorded as deferred charges. Bond premiums are presented as an increase to the face amount of the bonds payable. On the governmental fund financial statements, premiums and issuance costs are recorded when received/paid.

Reserves of Fund Balance

Reserves of fund equity in governmental funds indicate that a portion of fund balance is not available for expenditure or is legally segregated for a specific future use. Fund balances are reserved for encumbrances and loans receivable.

Internal Activities

Transfers between governmental and business-type activities on the government-wide financial statements are reported in the same manner as general revenues.

Internal allocation of overhead expenses from one function to another or within the same function are eliminated on the Statement of Activities. Payments for interfund services provided and used are not eliminated.

Exchange transactions between funds are reported as revenues in the seller funds and as expenditures/expenses in the purchaser funds. Flows of cash or goods from one fund to another without a requirement for repayment are reported as interfund transfers. Interfund transfers are reported as other financing sources/uses in governmental funds and after non-operating revenues/expenses in enterprise funds. Repayments from funds responsible for particular expenditures/expenses to the funds that initially paid for them are not presented on the financial statements.

City of Circleville
Notes To The Basic Financial Statements
For The Year Ended December 31, 2008

NOTE 2 – SUMMARY OF SIGNIFICANT ACCOUNTING POLICIES *(continued)*

Net Assets

Net assets represent the difference between assets and liabilities. Net assets invested in capital assets, net of related debt consists of capital assets, net of accumulated depreciation, reduced by the outstanding balances of any borrowings used for the acquisition, construction or improvement of those assets. Net assets are reported as restricted when there are limitations imposed on their use either through the enabling legislation adopted by the City or through external restrictions imposed by creditors, grantors or laws or regulations of other governments. Net assets restricted for other purposes include funds for the operation of recreational activities and the improvement of the living environment of the City. The government-wide Statement of Net Assets reports \$4,420,555 of restricted net assets, \$45,786 of which is restricted by enabling legislation.

The City applies restricted resources when an expense is incurred for purposes for which both restricted and unrestricted net assets are available.

Operating Revenues and Expenses

Operating revenues are those revenues that are generated directly from the primary activity of the enterprise funds. For the City, these revenues are charges for services for water and sewer utility services. Operating expenses are the necessary costs incurred to provide the service that is the primary activity of the fund. Revenues and expenses that do not meet these definitions are reported as non-operating.

Contributions of Capital

Contributions of capital arise from outside contributions of capital assets.

Estimates

The preparation of financial statements in conformity with generally accepted accounting principles requires management to make estimates and assumptions that affect the amounts reported in the financial statements and accompanying notes. Actual results may differ from those estimates.

City of Circleville
Notes To The Basic Financial Statements
For The Year Ended December 31, 2008

NOTE 3 – BUDGETARY BASIS OF ACCOUNTING

While reporting financial position and results of operations on the basis of generally accepted accounting principles (GAAP), the budgetary basis, as provided by law, is based upon accounting for certain transactions on a basis of cash receipts, disbursements and encumbrances. The Statement of Revenues, Expenditures and Changes in Fund Balance - Budget (Non-GAAP Basis) and Actual is presented for the General Fund and the major special revenue funds on the budgetary basis to provide a meaningful comparison of actual results with the budget.

The major differences between the budget basis and the GAAP basis are that:

- (a) Revenues are recorded when received in cash (budget basis) as opposed to when susceptible to accrual (GAAP basis).
- (b) Expenditures are recorded when paid in cash (budget basis) as opposed to when the liability is incurred (GAAP basis).
- (c) Encumbrances are treated as expenditures (budget basis) rather than as a reservation of fund balance (GAAP basis).
- (d) Unrecorded cash represents amounts received but not included as revenue on the budget basis operating statements. These amounts are included as revenue on the GAAP basis operating statements.
- (e) Investments are reported at fair value (GAAP) rather than cost (budget).

The adjustments necessary to convert the results of operations for the year on the GAAP basis to the budget basis for the General Fund and major special revenue funds are as follows:

Net Change in Fund Balance			
	General Fund	Income Tax Fund	Safety Forces Tax Fund
GAAP Basis	(\$126,894)	(\$1,287)	\$31,223
Increases (Decreases) Due To:			
Revenue Accruals	(76,327)	(711)	(10,412)
Expenditure Accruals	(49,132)	2,169	19,311
Encumbrances	(159,610)	(922)	(18,098)
Unrecorded Cash - 2008	(73,310)	0	0
Unrecorded Cash - 2007	37,662	0	0
Budget Basis	(\$447,611)	(\$751)	\$22,024

City of Circleville
Notes To The Basic Financial Statements
For The Year Ended December 31, 2008

NOTE 4 – DEPOSITS AND INVESTMENTS

State statutes classify monies held by the City into three categories.

Active monies are public monies necessary to meet current demands on the treasury. Such monies must be maintained either as cash in the City Treasury, in commercial accounts payable or withdrawable on demand, including negotiable order of withdrawal (NOW) accounts, or in money market deposit accounts.

Inactive deposits are public deposits that Council has identified as not required for use within the current five year period of designation of depositories. Inactive deposits must either be evidenced by certificates of deposit maturing not later than the end of the current period of designation of depositories, or by savings or deposit accounts including, but not limited to, passbook accounts.

Interim deposits are deposits of interim monies. Interim monies are those monies which are not needed for immediate use but which will be needed before the end of the current period of designation of depositories. Interim deposits must be evidenced by time certificates of deposit maturing not more than one year from the date of deposit or by savings or deposit accounts, including passbook accounts.

Interim monies may be deposited or invested in the following securities:

1. United States Treasury notes, bills, bonds, or any other obligation or security issued by the United States Treasury or any other obligation guaranteed as to principal and interest by the United States;
2. Bonds, notes, debentures, or any other obligations or securities issued by any federal government agency or instrumentality including, but not limited to, the Federal National Mortgage Association, Federal Home Loan Bank, Federal Farm Credit Bank, Federal Home Loan Mortgage Corporation, Government National Mortgage Association, and Student Loan Marketing Association. All federal agency securities shall be direct issuances of federal government agencies or instrumentalities;
3. Written repurchase agreements in the securities listed above;
4. Commercial paper and bankers acceptances if training requirements have been met;
5. Time certificates of deposit or savings or deposit accounts including, but not limited to, passbook accounts;

City of Circleville
Notes To The Basic Financial Statements
For The Year Ended December 31, 2008

NOTE 4 – DEPOSITS AND INVESTMENTS *(continued)*

6. No-load money market mutual funds consisting exclusively of obligations described in division (1) or (2); and
7. The State Treasurer’s investment pool (STAROhio).

The City may also invest any monies not required to be used for a period of six months or more in the following:

1. Bonds of the State of Ohio;
2. Bonds of any municipal corporation, village, county, township, or other political subdivision of this State, as to which there is no default of principal, interest or coupons; and
3. Obligations of the City.

Investments in stripped principal or interest obligations, reverse repurchase agreements and derivatives are prohibited. The issuance of taxable notes for the purpose of arbitrage, the use of leverage and short selling are prohibited. Investments may only be made through specified dealers and institutions.

Investments: As of December 31, 2008, the City had the following investments:

	Fair Value	Investment Maturities (in Years)		S&P Rating	Percent of Total Investments	Call Date
		Less than 1	1 - 4			
Federal Home Loan Mortgage Corporation Bonds	\$503,120	\$0	\$503,120	AAA	9.15%	2/24/2009
Federal Farm Credit Banks Consolidation System Bonds	240,074	0	240,074	AAA	4.37%	6/26/2009
Federal Home Loan Banks Bonds	305,250	0	305,250	AAA	5.55%	7/30/2009
Federal National Mortgage Association Bonds	502,500	0	502,500	AAA	9.14%	4/1/2009
Federal National Mortgage Association Bonds	1,001,560	0	1,001,560	AAA	18.22%	1/15/2009
Federal National Mortgage Association Bonds	1,093,813	0	1,093,813	AAA	19.90%	11/17/2009
Federal National Mortgage Association Bonds	512,970	0	512,970	AAA	9.33%	2/8/2010
Federal National Mortgage Association Bonds	332,683	0	332,683	AAA	6.05%	4/10/2009
Negotiable Certificates of Deposits	1,005,104	705,000	300,104	N/A	18.29%	
Totals	<u>\$5,497,074</u>	<u>\$705,000</u>	<u>\$4,792,074</u>			

City of Circleville
Notes To The Basic Financial Statements
For The Year Ended December 31, 2008

NOTE 4 – DEPOSITS AND INVESTMENTS *(continued)*

Interest Rate Risk: As a means of limiting its exposure to fair value losses caused by rising interest rates, the City's investment policy requires that, to the extent possible, investments will match anticipated cash flow requirements. No investment shall be made unless the Treasurer, at the time of making the investment, reasonably expects it can be held to its maturity. Unless matched to a specific obligation or debt of the City, the City will not directly invest in securities maturing more than five years from the date of investment.

Credit Risk: The City's investment policy limits investments to those authorized by State statute which restricts investments to those that are highly rated or backed by the enterprises of the United States Government. The S&P rating of each investment is listed in the table above.

Concentration of Credit Risk: The City's investment policy limits the City's investments to the following: no more than 50 percent of the investment portfolio, excluding working cash, shall be deposited in any one financial institution; 100 percent of the investment portfolio may be invested in securities guaranteed by the United States, or those securities for which the full faith of the United States is pledged for the payment of principal and interest; 100 percent of the investment portfolio may be invested in Time Certificates of Deposits, Savings, or Deposit Accounts which have been fully collateralized; no more than 50 percent of the total investment portfolio may be invested in bonds and other obligations of this State; no more than 50 percent of the total investment portfolio may be invested in securities issued by any federal government agency or instrumentality; and no more than 25 percent of the total investment portfolio may be invested in no-load money market mutual funds consisting exclusively of government securities or repurchase agreements secured by government securities. The percentage that each investment represents of the total investments is listed in the table above.

NOTE 5 – MUNICIPAL INCOME TAX

The City levies and collects an income tax of one and one-half percent on all income earned within the City as well as on incomes of residents earned outside the City. In the latter case, the City allows a credit of 50 percent of the tax paid to another municipality, not to exceed the amount owed. Employers within the City are required to withhold income tax on employee earnings and remit the tax to the City at least quarterly. Corporations and other individual taxpayers are also required to pay their estimated tax at least quarterly and file a final return annually. The City utilized the Regional Income Tax Agency (RITA) for the collection of income taxes.

Income tax proceeds are to be used to pay the cost of administering the tax, General Fund operations, capital improvements, debt service and other governmental functions when needed, as determined by Council. In 2008, the proceeds were allocated to the General Fund, the Income Tax Special Revenue Fund, the Safety Forces Tax Special Revenue Fund, the General Obligation Bond Retirement Debt Service Fund, and the Capital Improvement Capital Projects Fund.

City of Circleville
Notes To The Basic Financial Statements
For The Year Ended December 31, 2008

NOTE 6 – PROPERTY TAX

Property taxes include amounts levied against all real, public utility, and tangible personal property (used in business) located in the City. Property tax revenue received during 2008 for real and public utility property taxes represents collections of 2007 taxes. Property tax payments received during 2008 for tangible personal property (other than public utility property) are for 2008 taxes.

2008 real property taxes are levied after October 1, 2008, on the assessed value as of January 1, 2008, the lien date. Assessed values are established by State law at 35 percent of appraised market value. 2008 real property taxes are collected in and intended to finance 2009.

Real property taxes are payable annually or semi-annually. If paid annually, payment is due December 31; if paid semi-annually, the first payment is due December 31, with the remainder payable by June 20. Under certain circumstances, State statute permits later payment dates to be established.

Public utility tangible personal property currently is assessed at varying percentages of true value; public utility real property is assessed at 35 percent of true value. 2008 public utility property taxes became a lien December 31, 2007, are levied after October 1, 2008, and are collected in 2009 with real property taxes.

2008 tangible personal property taxes are levied after October 1, 2007, on the value as of December 31, 2007. Collections are made in 2008. In prior years, tangible personal property was assessed at 25 percent of true value for capital assets and 23 percent of true value for inventory. The tangible personal property tax is being phased out – the assessment percentage for all property including inventory for 2008 is 6.25 percent. This will be reduced to zero for 2009.

Tangible personal property taxes paid by multi-county taxpayers are due September 20. Single county taxpayers may pay annually or semi-annually. If paid annually, payment is due April 30; if paid semi-annually, the first payment is due April 30, with the remainder payable by September 20.

City of Circleville
Notes To The Basic Financial Statements
For The Year Ended December 31, 2008

NOTE 6 – PROPERTY TAX *(continued)*

The full tax rate for all City operations for the year ended December 31, 2008, was \$4.00 per \$1,000 of assessed value. The assessed values of real and tangible personal property upon which 2008 property tax receipts were based are as follows:

<u>Category</u>	<u>Assessed Value</u>
Real Property:	
Agricultural/Residential	\$146,099,830
Commercial/Industrial/Mineral	58,758,110
Public Utility Real	65,700
Tangible Personal Property:	
General Business	7,743,261
Public Utility	6,460,120
Total Assessed Value	<u><u>\$219,127,021</u></u>

The County Treasurer collects property taxes on behalf of all taxing districts in the county, including the City of Circleville. The County Auditor periodically remits to the City its portion of the taxes. Property taxes receivable represents real and tangible personal property taxes, public utility taxes and outstanding delinquencies which are measurable as of December 31, 2008, and for which there is an enforceable legal claim. In the governmental funds, the entire receivable has been offset by deferred revenue since the current taxes were not levied to finance 2008 operations, and the collection of delinquent taxes during the available period is not subject to reasonable estimation. On a full accrual basis, collectible delinquent property taxes have been recorded as revenue while the remainder of the receivable is deferred.

NOTE 7 – RECEIVABLES

Receivables at December 31, 2008, consisted of accounts for weed and litter assessments, interest, intergovernmental receivables arising from grants, entitlements or shared revenues, taxes, loans, and special assessments. All receivables are considered fully collectible, including water and sewer charges receivable which, if delinquent, may be certified and collected as a special assessment, subject to foreclosure for nonpayment. Special assessments expected to be collected in more than one year amount to \$8,640. The City had \$5,049 in delinquent special assessments at December 31, 2008. Property taxes and income taxes, although ultimately collectible, include some portion of delinquents that will not be collected within one year.

City of Circleville
Notes To The Basic Financial Statements
For The Year Ended December 31, 2008

NOTE 7 – RECEIVABLES *(continued)*

The City entered into a loan agreement with Berger Health System, in which Berger Health System is repaying the City for the bonds issued by the City on behalf of Berger Health System. The loan agreement is for the \$2,000,000 principal amount of bonds and the related interest. The loans receivable balance relating to this agreement at December 31, 2008, is \$1,131,668, of which \$100,000 is considered to be due within one year. The City also had loans receivable related to program housing. At December 31, 2008, the balance of these loans was \$52,765, of which \$24,397 is considered to be due within one year.

A summary of the principal items of intergovernmental receivables follows:

	<u>Amount</u>
<u>Governmental Activities</u>	
Ohio HOME Investment Partnerships Grants	\$391,586
EPA Petroleum Assessment Grant	198,159
EPA Hazardous Substance Grant	198,159
Estate Taxes	120,800
Homestead and Rollback	39,000
Electric Deregulation	5,368
Permissive Motor Vehicle License Tax	45,901
Gasoline Tax	231,082
Motor Vehicle License Tax	64,777
Local Government	<u>418,775</u>
Total Intergovernmental Receivable	<u><u>\$1,713,607</u></u>

City of Circleville
Notes To The Basic Financial Statements
For The Year Ended December 31, 2008

NOTE 8 – CAPITAL ASSETS

Capital assets activity of the governmental activities for the year ended December 31, 2008, was as follows:

	Balance At 12/31/2007	Additions	Deletions	Balance At 12/30/2008
<u>Governmental Activities</u>				
Capital Assets, Not Being Depreciated:				
Land	\$1,043,090	\$53,400	\$0	\$1,096,490
Construction in Progress	368,603	0	(368,603)	0
Total Capital Assets, Not Being Depreciated	<u>1,411,693</u>	<u>53,400</u>	<u>(368,603)</u>	<u>1,096,490</u>
Depreciable Capital Assets:				
Land Improvements	1,476,420	0	0	1,476,420
Buildings and Building Improvements	7,933,637	23,450 *	0	7,957,087
Machinery and Equipment	1,138,865	423,570 *	(31,612)	1,530,823
Vehicles	1,945,608	92,988	(104,056)	1,934,540
Infrastructure	31,773,331	1,060,884	(257,419)	32,576,796
Total Depreciable Capital Assets	<u>44,267,861</u>	<u>1,600,892</u>	<u>(393,087)</u>	<u>45,475,666</u>
Less Accumulated Depreciation:				
Land Improvements	(1,113,945)	(69,968)	0	(1,183,913)
Buildings and Building Improvements	(2,435,011)	(183,856)	0	(2,618,867)
Machinery and Equipment	(639,394)	(137,773)	31,612	(745,555)
Vehicles	(1,426,858)	(130,270)	94,430	(1,462,698)
Infrastructure	(16,714,382)	(732,970)	240,919	(17,206,433)
Total Accumulated Depreciation	<u>(22,329,590)</u>	<u>(1,254,837)</u>	<u>366,961</u>	<u>(23,217,466)</u>
Depreciable Capital Assets, Net	<u>21,938,271</u>	<u>346,055</u>	<u>(26,126)</u>	<u>22,258,200</u>
Governmental Activities Capital Assets, Net	<u>\$23,349,964</u>	<u>\$399,455</u>	<u>(\$394,729)</u>	<u>\$23,354,690</u>

* \$192,340 of the additions consisted of assets donated by developers.

City of Circleville
Notes To The Basic Financial Statements
For The Year Ended December 31, 2008

NOTE 8 – CAPITAL ASSETS (continued)

Depreciation expense was charged to governmental programs as follows:

Security of Persons and Property - Police	\$100,130
Security of Persons and Property - Fire	130,079
Security of Persons and Property - Other	28,131
Leisure Time Activities - Parks and Recreation	61,880
Leisure Time Activities - Swimming Pool	38,158
Community Development - City Funded	6,483
Transportation	772,098
General Government	117,878
Total Depreciation Expense	<u><u>\$1,254,837</u></u>

Capital assets activity of the business-type activities for the year ended December 31, 2008, was as follows:

	<u>Balance At</u> <u>12/31/2007</u>	<u>Additions</u>	<u>Deletions</u>	<u>Balance At</u> <u>12/30/2008</u>
<u>Business-Type Activities</u>				
Capital Assets, Not Being Depreciated:				
Land	\$149,180	\$0	\$0	\$149,180
Construction in Progress	0	114,323	0	114,323
Total Capital Assets, Not Being Depreciated	<u>149,180</u>	<u>114,323</u>	<u>0</u>	<u>263,503</u>
Depreciable Capital Assets:				
Land Improvements	322,752	0	0	322,752
Buildings and Building Improvements	12,618,483	14,098	0	12,632,581
Machinery and Equipment	487,562	16,334	0	503,896
Vehicles	263,953	0	(10,424)	253,529
Infrastructure	19,093,555	496,296	(3,516)	19,586,335
Total Depreciable Capital Assets	<u>32,786,305</u>	<u>526,728</u>	<u>(13,940)</u>	<u>33,299,093</u>
Less Accumulated Depreciation:				
Land Improvements	(265,819)	(14,894)	0	(280,713)
Buildings and Building Improvements	(7,158,296)	(293,735)	0	(7,452,031)
Machinery and Equipment	(409,071)	(19,726)	0	(428,797)
Vehicles	(218,259)	(8,179)	10,424	(216,014)
Infrastructure	(4,956,479)	(279,939)	2,989	(5,233,429)
Total Accumulated Depreciation	<u>(13,007,924)</u>	<u>(616,473)</u>	<u>13,413</u>	<u>(13,610,984)</u>
Depreciable Capital Assets, Net	<u>19,778,381</u>	<u>(89,745)</u>	<u>(527)</u>	<u>19,688,109</u>
Business-Type Activities Capital Assets, Net	<u><u>\$19,927,561</u></u>	<u><u>\$24,578</u></u>	<u><u>(\$527)</u></u>	<u><u>\$19,951,612</u></u>

City of Circleville
Notes To The Basic Financial Statements
For The Year Ended December 31, 2008

NOTE 9 – DEFINED BENEFIT PENSION PLANS

Ohio Public Employees Retirement System

Plan Description – The City participates in the Ohio Public Employees Retirement System (OPERS). OPERS administers three separate pension plans. The traditional pension plan is a cost-sharing, multiple-employer defined benefit pension plan. The member-directed plan is a defined contribution plan in which the member invests both member and employer contributions (employer contributions vest over five years at 20 percent per year). Under the member-directed plan, members accumulate retirement assets equal to the value of the member and vested employer contributions plus any investment earnings. The combined plan is a cost-sharing, multiple-employer defined benefit pension plan. Under the combined plan, OPERS invests employer contributions to provide a formula retirement benefit similar in nature to the traditional pension plan benefit. Member contributions, the investment of which is self-directed by the members, accumulate retirement assets in a manner similar to the member-directed plan.

OPERS provides retirement, disability, survivor and death benefits and annual cost-of-living adjustments to members of the traditional pension and combined plans. Members of the member-directed plan do not qualify for ancillary benefits. Authority to establish and amend benefits is provided by Chapter 145 of the Ohio Revised Code. OPERS issues a stand-alone financial report. Interested parties may obtain a copy by writing to OPERS, 277 East Town Street, Columbus, Ohio 43215-4642 or by calling (614) 222-5601 or (800) 222-7377.

Funding Policy – The Ohio Revised Code provides statutory authority for member and employer contributions. For the year ended December 31, 2008, members in state and local classifications contributed 10.0 percent of covered payroll and public safety and law enforcement members contributed 10.1 percent.

The City's contribution rate for 2008 was 14.0 percent, except for those plan members in law enforcement or public safety, for whom the City's contribution was 17.4 percent of covered payroll.

The City's required contributions for pension obligations to the traditional pension and combined plans for the years ended December 31, 2008, 2007, and 2006 were \$201,153, \$235,611, and \$288,330, respectively; 85.54 percent has been contributed for 2008 and 100 percent for 2007 and 2006. Contributions to the member-directed plan for 2008 were \$5,247 made by the City and \$3,748 made by plan members.

City of Circleville
Notes To The Basic Financial Statements
For The Year Ended December 31, 2008

NOTE 9 – DEFINED BENEFIT PENSION PLANS *(continued)*

Ohio Police and Fire Pension Fund

Plan Description – The City contributes to the Ohio Police and Fire Pension Fund (OP&F), a cost-sharing multiple-employer defined benefit pension plan. OP&F provides retirement and disability benefits, annual cost-of-living adjustments, and death benefits to plan members and beneficiaries. Benefit provisions are established by the Ohio State Legislature and are codified in Chapter 742 of the Ohio Revised Code. OP&F issues a publicly available financial report that includes financial information and required supplementary information for the plan. That report may be obtained by writing to the OP&F, 140 East Town Street, Columbus, Ohio 43215-5164.

Funding Policy – Plan members are required to contribute 10 percent of their annual covered salary to fund pension obligations. The City’s contribution was 19.5 percent for police officers and 24.0 percent for firefighters. Contribution rates are established by State statute. For 2008, a portion of the City’s contributions equal to 6.75 percent of covered payroll was allocated to fund the post-employment health care plan. The City’s contributions to OP&F for police and firefighters were \$161,578 and \$157,696 for the year ended December 31, 2008, \$172,780 and \$144,811 for the year ended December 31, 2007, and \$159,103 and \$136,009 for the year ended December 31, 2006. 64.52 percent for police and 66.70 percent for firefighters has been contributed for 2008. The full amount has been contributed for 2007 and 2006.

NOTE 10 – POSTEMPLOYMENT BENEFITS

Ohio Public Employees Retirement System

Plan Description – OPERS maintains a cost-sharing multiple-employer defined benefit post-employment health care plan for qualifying members of both the traditional pension and the combined plans. Members of the member-directed plan do not qualify for ancillary benefits, including post-employment health care. The plan includes a medical plan, a prescription drug program and Medicare Part B premium reimbursement.

To qualify for post-employment health care coverage, age-and-service retirees under the traditional pension and combined plans must have 10 or more years of qualifying Ohio service credit. Health care coverage for disability benefit recipients and qualified survivor benefit recipients is available. The Ohio Revised Code permits, but does not require, OPERS to provide health care benefits to its eligible members and beneficiaries. Authority to establish and amend benefits is provided in Chapter 145 of the Ohio Revised Code.

Disclosures for the health care plan are presented separately in OPERS’ financial report which may be obtained by writing to OPERS, 277 East Town Street, Columbus, Ohio 43215-4642, or by calling (614) 222-5601 or (800) 222-7377.

City of Circleville
Notes To The Basic Financial Statements
For The Year Ended December 31, 2008

NOTE 10 – POSTEMPLOYMENT BENEFITS *(continued)*

Funding Policy – The post-employment health care plan was established under, and is administrated in accordance with, Internal Revenue Code 401(h). State statute requires that public employees fund post-employment health care through their contributions to OPERS. A portion of each employer’s contribution to the traditional pension and combined plans is set aside for the funding of post-retirement health care.

Employer contribution rates are expressed as a percentage of the covered payroll of active members. In 2008, state and local employers contributed at a rate of 14.0 percent of covered payroll (17.40 percent for public safety and law enforcement). Each year, the OPERS Retirement Board determines the portion of the employer contribution rate that will be set aside for funding post-employment health care benefits. For 2008, the amount of the employer contributions which was allocated to fund post-employment health care was 7.0 percent of covered payroll.

The OPERS Retirement Board is also authorized to establish rules for the payment of a portion of the health care benefits by the retiree or their surviving beneficiaries. Payment amounts vary depending on the number of covered dependents and the coverage selected.

The City’s contributions allocated to fund post-employment health care benefits for the years ended December 31, 2008, 2007, and 2006 were \$201,153, \$180,085, and \$141,031, respectively; 85.54 percent has been contributed for 2008 and 100 percent for 2007 and 2006.

The Health Care Preservation Plan (HCPP) adopted by the OPERS Retirement Board on September 9, 2004, was effective January 1, 2007. Member and employer contribution rates increased as of January 1, 2006, January 1, 2007, and January 1, 2008, which allowed additional funds to be allocated to the health care plan.

Ohio Police and Fire Pension Fund

Plan Description – The City contributes to the Ohio Police and Fire Pension Fund (OP&F) sponsored health care program, a cost-sharing multiple-employer defined post-employment health care plan administered by OP&F. OP&F provides health care benefits including coverage for medical, prescription drugs, dental, vision, Medicare Part B Premium reimbursement and long-term care to retirees, qualifying benefit recipients and their eligible dependents.

OP&F provides access to post-retirement health care coverage for any person who receives or is eligible to receive a monthly service, disability, or survivor benefit check or is a spouse or eligible dependent child of such person.

The Ohio Revised Code allows, but does not mandate, OP&F to provide OPEB benefits. Authority for the OP&F Board of Trustees to provide health care coverage to eligible participants and to establish and amend benefits is codified in Chapter 742 of the Ohio Revised Code.

City of Circleville
Notes To The Basic Financial Statements
For The Year Ended December 31, 2008

NOTE 10 – POSTEMPLOYMENT BENEFITS *(continued)*

OP&F issues a publicly available financial report that includes financial information and required supplementary information for the plan. That report may be obtained by writing to OP&F, 140 East Town Street, Columbus, Ohio 43215-5164.

Funding Policy – OP&F’s post-employment health care plan was established and is administered as an Internal Revenue Code 401(h) account within the defined benefit plan, under the authority granted by the Ohio Revised Code to the OP&F Board of Trustees. The Ohio Revised Code sets the contribution rates for participating employers and for plan members to the OP&F. Participating employers are required to contribute to the pension plan at rates expressed as percentages of the payroll of active pension plan members, currently, 19.5 percent and 24.0 percent of covered payroll for police and fire employers, respectively.

The Board of Trustees is authorized to allocate a portion of the total employer contributions made to the pension plan to the 401(h) account as the employer contribution for retiree health care benefits. For the year ended December 31, 2008, the employer contribution allocated to the health care plan was 6.75 percent of covered payroll. The amount of employer contributions allocated to the health care plan each year is subject to the Trustees’ primary responsibility to ensure that pension benefits are adequately funded and is limited by the provisions of Section 401(h).

The OP&F Board of Trustees also is authorized to establish requirements for contributions to the health care plan by retirees and their eligible dependents, or their surviving beneficiaries. Payment amounts vary depending on the number of covered dependents and the coverage selected.

The City’s contributions to OP&F which were allocated to fund post-employment health care benefits for police and firefighters were \$85,541 and \$61,707 for the year ended December 31, 2008, \$91,472 and \$56,665 for the year ended December 31, 2007, and \$104,940 and \$64,866 for the year ended December 31, 2006. The full amount has been contributed for 2007 and 2006. 64.52 percent has been contributed for police and 66.70 percent has been contributed for firefighters for 2008.

NOTE 11 – EMPLOYEE BENEFITS

Compensated Absences

Vacation leave is earned at rates which vary depending upon length of service and standard work week. Current policy credits vacation leave on the employee’s anniversary date; thereafter, vacation leave accrues on a pro-rated basis each pay period depending upon length of service. A maximum of three years’ accrual may be carried into the next calendar year. City employees are paid for earned, unused vacation leave at the time of termination of employment.

City of Circleville
Notes To The Basic Financial Statements
For The Year Ended December 31, 2008

NOTE 11 – EMPLOYEE BENEFITS *(continued)*

Sick leave is earned at the rate of four and six-tenths hours for every eighty hours worked and can be accumulated without limit. Upon retirement from the City, accumulated, unused sick leave is paid up to a maximum number of hours, depending on length of service, union contract guidelines, and/or City ordinance specifications.

Insurance Benefits

For the year, the City's health insurance was provided by United Healthcare; vision insurance was provided by Vision Service Plan; dental and life and accident insurance was provided by Principal Financial Group and Colonial Life and Accident Insurance Company, respectively.

Deferred Compensation

City employees may participate in the Ohio Public Employees Deferred Compensation Plan. This plan was created in accordance with Internal Revenue Code Section 457. Participation is on a voluntary payroll deduction basis. The plan permits deferral of compensation until future years. According to the plan, the deferred compensation is not available until termination, retirement, death or an unforeseeable emergency.

NOTE 12 – CAPITAL LEASES – LESSEE DISCLOSURE

During 2008 and in prior years, the City has entered into capitalized leases for copiers, radios, a telephone system, a skid loader, a durapatching machine, and a fold and insert machine. The leases meet the criteria of a capital lease as defined by Statement of Financial Accounting Standards No. 13, "*Accounting for Leases*," which defines a capital lease generally as one which transfers benefits and risks of ownership to the lessee. Capital lease payments have been reclassified and are reflected as debt service expenditures in the basic financial statements for the governmental funds. These expenditures are reported as function expenditures on the budgetary statements.

Capital assets acquired by lease were initially capitalized in the amount of \$354,320 for governmental activities and \$41,796 for business-type activities, which is equal to the present value of the minimum lease payments at the time of acquisition. Corresponding liabilities were recorded on the Statement of Net Assets for governmental and business-type activities. During 2008, the City entered into new capital leases for copiers prior to the full retirement of the old capital lease for copiers. Therefore, the balance of \$5,581 remaining on the old lease was eliminated on the financial statements upon entering into the new leases. Principal payments in 2008 totaled \$75,371 in the governmental funds and \$9,247 in the enterprise funds.

City of Circleville
Notes To The Basic Financial Statements
For The Year Ended December 31, 2008

NOTE 12 – CAPITAL LEASES – LESSEE DISCLOSURE *(continued)*

The assets acquired through capital leases for governmental activities as of December 31, 2008, are as follows:

	<u>Asset Value</u>	<u>Accumulated Depreciation</u>	<u>Net Book Value</u>
Copier Equipment	\$105,745	\$53,766	\$51,979
Radio Equipment	40,783	16,313	24,470
Telephone System	131,716	39,515	92,201
Skid Loader Equipment	28,000	7,467	20,533
Durapatching Machine Equipment	48,076	9,615	38,461
Totals	<u>\$354,320</u>	<u>\$126,676</u>	<u>\$227,644</u>

The following is a schedule of the future long-term minimum lease payments required under the capital leases and the present value of the minimum lease payments as of December 31, 2008, for governmental activities:

<u>Year Ending December 31,</u>	<u>Amount</u>
2009	\$81,508
2010	68,771
2011	42,759
2012	29,422
2013	2,955
Total	225,415
Less: Amount representing Interest	(24,647)
Present Value of Minimum Lease Payment	<u>\$200,768</u>

The assets acquired through capital leases for business-type activities as of December 31, 2008, are as follows:

	<u>Asset Value</u>	<u>Accumulated Depreciation</u>	<u>Net Book Value</u>
Copier Equipment	\$16,344	\$3,269	\$13,075
Telephone System	14,113	4,233	9,880
Folder and Insert Machine	11,339	9,071	2,268
Totals	<u>\$41,796</u>	<u>\$16,573</u>	<u>\$25,223</u>

City of Circleville
Notes To The Basic Financial Statements
For The Year Ended December 31, 2008

NOTE 12 – CAPITAL LEASES – LESSEE DISCLOSURE *(continued)*

The following is a schedule of the future long-term minimum lease payments required under the capital leases and the present value of the minimum lease payments as of December 31, 2008, for business-type activities:

Year Ending December 31,	Amount
2009	\$8,151
2010	7,340
2011	2,150
Total	17,641
Less: Amount representing Interest	(1,325)
Present Value of Minimum Lease Payment	\$16,316

NOTE 13 – OUTSTANDING DEBT AND OTHER LONG-TERM OBLIGATIONS

Bonded Debt and Other Long-Term Obligations

The change in the City’s long-term obligations during the year consisted of the following:

Types / Issues	Balance 12/31/2007	Issued	Retired	Balance 12/31/2008	Due Within One Year
<u>Business-Type Activities</u>					
<u>General Obligation Bonds</u>					
2008 - Various Purpose Bonds \$3,005,000					
Term Bonds 4.125% - 4.50%	\$0	\$1,800,000	\$0	\$1,800,000	\$0
Serial Bonds 3.00% - 4.25%	0	1,205,000	0	1,205,000	115,000
Total General Obligation Bonds	0	3,005,000	0	3,005,000	115,000
<u>Other Long-Term Obligations</u>					
Capital Leases	9,219	16,344	9,247	16,316	7,271
Compensated Absences	119,694	57,277	67,632	109,339	69,498
Total Other Long-Term Obligations	128,913	73,621	76,879	125,655	76,769
Total Business-Type Activities	\$128,913	\$3,078,621	\$76,879	\$3,130,655	\$191,769

City of Circleville
Notes To The Basic Financial Statements
For The Year Ended December 31, 2008

NOTE 13 – OUTSTANDING DEBT AND OTHER LONG-TERM OBLIGATIONS

(continued)

Types / Issues	Balance 12/31/2007	Issued	Retired	Balance 12/31/2008	Due Within One Year
<u>Governmental Activities</u>					
<u>General Obligation Bonds</u>					
1997 - Berger Health System					
Bonds \$2,000,000					
Term Bonds 4.80% - 5.40%	\$1,235,000	\$0	\$95,000	\$1,140,000	\$100,000
2000 - Capital Facilities Improvement					
Safety Services Building Bonds \$3,285,000					
Term Bonds 5.625%	2,060,000	0	0	2,060,000	0
Serial Bonds 4.45% - 5.95%	425,000	0	135,000	290,000	145,000
2000 - Capital Facilities Improvement					
City Services Building Bonds \$500,000					
Term Bonds 5.625%	315,000	0	0	315,000	0
Serial Bonds 4.45% - 5.95%	65,000	0	20,000	45,000	20,000
2008 - Various Purpose Bonds \$355,000					
Term Bonds 4.125% - 4.50%	0	210,000	0	210,000	0
Serial Bonds 3.00% - 4.25%	0	145,000	0	145,000	10,000
Premium on Bonds Issued	0	16,694	0	16,694	0
Total General Obligation Bonds	<u>4,100,000</u>	<u>371,694</u>	<u>250,000</u>	<u>4,221,694</u>	<u>275,000</u>
<u>Other Long-Term Obligations</u>					
Capital Leases	249,985	31,735	80,952	200,768	69,901
Compensated Absences	366,371	235,050	254,385	347,036	239,022
Total Other Long-Term Obligations	<u>616,356</u>	<u>266,785</u>	<u>335,337</u>	<u>547,804</u>	<u>308,923</u>
Total Governmental Activities	<u>\$4,716,356</u>	<u>\$638,479</u>	<u>\$585,337</u>	<u>\$4,769,498</u>	<u>\$583,923</u>

The City's overall legal debt margin was \$19,982,838, with an unvoted debt margin of \$9,026,487 at December 31, 2008.

City of Circleville
Notes To The Basic Financial Statements
For The Year Ended December 31, 2008

NOTE 13 – OUTSTANDING DEBT AND OTHER LONG-TERM OBLIGATIONS

(continued)

Annual debt service requirements to maturity for general obligation bonds for business-type activities are:

Year	Business-Type Activities			
	Waterworks Operating General Obligation Bonds		Sewer Operating General Obligation Bonds	
	Principal	Interest	Principal	Interest
2009	\$45,000	\$51,449	\$70,000	\$69,257
2010	45,000	50,098	65,000	67,158
2011	45,000	48,749	65,000	65,207
2012	50,000	47,398	60,000	63,258
2013	50,000	5,774	60,000	61,307
2014-2018	280,000	199,631	370,000	268,638
2019-2023	345,000	137,093	460,000	186,137
2024-2028	420,000	57,794	575,000	78,906
Totals	\$1,280,000	\$597,986	\$1,725,000	\$859,868

Annual debt service requirements to maturity for general long-term obligations are:

Year	Governmental Activities	
	General Obligation Bonds	
	Principal	Interest
2009	\$275,000	\$227,654
2010	290,000	213,786
2011	315,000	197,551
2012	330,000	180,485
2013	345,000	162,549
2014-2018	1,855,000	509,418
2019-2023	680,000	87,524
2024-2028	115,000	16,007
Totals	\$4,205,000	\$1,594,974

City of Circleville
Notes To The Basic Financial Statements
For The Year Ended December 31, 2008

NOTE 13 – OUTSTANDING DEBT AND OTHER LONG-TERM OBLIGATIONS

(continued)

General Obligation Bonds

Berger Health System Bonds

On July 15, 1997, the City of Circleville issued \$2,000,000 in general obligation bonds for the purpose of constructing and equipping a building addition to provide maternity services at Berger Health System. The bonds were issued for a twenty year period with final maturity on December 1, 2017.

The term bonds, issued at \$1,235,000, maturing on December 1, 2017, are subject to mandatory sinking fund redemption at a redemption price of 100 percent of the principal amount to be redeemed plus accrued interest to the date of redemption, on December 1, in the years and in the respective principal amounts as follows:

<u>Year</u>	<u>Amount</u>
2009	\$100,000
2010	105,000
2011	115,000
2012	120,000
2013	125,000
2014	135,000
2015	140,000
2016	145,000
2017	155,000
Totals	<u><u>\$1,140,000</u></u>

The serial bonds were completely repaid during 2007.

Capital Facilities Improvement Safety Services Building Bonds

On June 1, 2000, the City of Circleville issued \$3,285,000 in general obligation bonds for the purpose of constructing a new safety facility to house a fire station, an EMS facility, and fire department offices. The bonds were issued for a twenty year period with final maturity on December 1, 2020.

City of Circleville
Notes To The Basic Financial Statements
For The Year Ended December 31, 2008

NOTE 13 – OUTSTANDING DEBT AND OTHER LONG-TERM OBLIGATIONS

(continued)

The term bonds, issued at \$2,060,000 maturing on December 1, 2020, are subject to mandatory sinking fund redemption at a redemption price of 100 percent of the principal amount to be redeemed plus accrued interest to the date of redemption, on December 1, in the years and in the respective principal amounts as follows:

<u>Year</u>	<u>Amount</u>
2011	\$160,000
2012	170,000
2013	180,000
2014	185,000
2015	195,000
2016	210,000
2017	220,000
2018	235,000
2019	245,000
2020	260,000
Totals	<u><u>\$2,060,000</u></u>

The serial bonds, issued at \$1,225,000 with a maturity date of December 1, 2010, are subject to optional redemption, in whole or in part, on any date at the option of the issuer on or after December 1, 2009, and no later than December 1, 2012, at the redemption price of 100 percent.

Capital Facilities Improvement City Services Building Bonds

On June 1, 2000, the City of Circleville issued \$500,000 in general obligation bonds for the purpose of purchasing and renovating a service building. The bonds were issued for a twenty year period with final maturity on December 1, 2020.

City of Circleville
Notes To The Basic Financial Statements
For The Year Ended December 31, 2008

NOTE 13 – OUTSTANDING DEBT AND OTHER LONG-TERM OBLIGATIONS

(continued)

The term bonds, issued at \$315,000 maturing on December 1, 2020, are subject to mandatory sinking fund redemption at a redemption price of 100 percent of the principal amount to be redeemed plus accrued interest to the date of redemption, on December 1, in the years and in the respective principal amounts as follows:

Year	Amount
2011	\$25,000
2012	25,000
2013	25,000
2014	30,000
2015	30,000
2016	30,000
2017	35,000
2018	35,000
2019	40,000
2020	40,000
Totals	\$315,000

The serial bonds, issued at \$185,000 with a maturity date of December 1, 2010, are subject to optional redemption, in whole or in part, on any date at the option of the issuer on or after December 1, 2009, and no later than December 1, 2012, at the redemption price of 100 percent.

2008 Various Purpose Bonds

On June 30, 2008, the City of Circleville issued \$3,360,000 in general obligation bonds for various purposes including the retirement of bond anticipation notes issued to pay the costs of restoring, updating and otherwise improving City Hall, improving and extending the municipal water system by constructing and installing water lines, and improving and extending the municipal sewer system by constructing and installing sanitary sewers. The bonds were issued for a twenty year period with final maturity on December 1, 2028. \$355,000 was issued as governmental activities general obligation bonds and \$3,005,000 was issued as business-type activities general obligation bonds. All are direct obligations and pledge the full faith and credit of the City for repayment. Bond payments relating to the governmental activities general obligation bonds are paid with income taxes from the Debt Service Fund. Bond payments relating to the business-type activities general obligation bonds are paid from revenues from the operations of the water and sewer systems. As of December 31, 2008, all of the bond proceeds had been spent.

City of Circleville
Notes To The Basic Financial Statements
For The Year Ended December 31, 2008

NOTE 13 – OUTSTANDING DEBT AND OTHER LONG-TERM OBLIGATIONS

(continued)

The term bonds, issued at \$2,010,000 maturing on December 1, 2028, are subject to mandatory sinking fund redemption at a redemption price of 100 percent of the principal amount to be redeemed plus accrued interest to the date of redemption, on December 1, in the years and in the respective principal amounts as follows:

Year	Amount
2019	\$165,000
2020	175,000
2021	180,000
2022	185,000
2023	195,000
2024	200,000
2025	210,000
2026	225,000
2027	235,000
2028	240,000
Totals	\$2,010,000

The serial bonds, issued at \$1,350,000 with a maturity date of December 1, 2018, are subject to optional redemption, in whole or in part, on any date at the option of the issuer on or after December 1, 2019, at the redemption price of 100 percent.

Conduit Debt

During 2003, the City issued revenue bonds in the aggregate principal amount of \$26,000,000 for Berger Health System. The proceeds are to be used by Berger Health System for future capital expenditures and to retire \$9,000,000 of old debt. On November 1, 2007, the City issued revenue bonds in the aggregate principal amount of \$13,275,000 for Berger Health System. The proceeds are to be used by Berger Health System to fund operations and to retire \$8,000,000 of old debt. During 2008, the City issued revenue bonds in the aggregate principal amount of \$1,375,000 for Berger Health System. The proceeds are to be used by Berger Health System to fund operations. The bonds are to be repaid by the recipient of the proceeds and do not represent an obligation of the City. There has not been, and currently is not any condition of default under the bonds or the related financing documents. The City is not obligated in any way to pay debt charges on the bonds from any of its funds, and therefore they have been excluded entirely from the City's debt presentation. Neither is the full faith and credit or taxing power of the City pledged to make repayment. The balance outstanding as of December 31, 2008, is \$20,364,000.

City of Circleville
Notes To The Basic Financial Statements
For The Year Ended December 31, 2008

NOTE 13 – OUTSTANDING DEBT AND OTHER LONG-TERM OBLIGATIONS

(continued)

D. Compensated Absences/Capital Leases

Compensated absences will be paid from the General Fund, Income Tax Fund, Street Construction and Maintenance Fund, City Permissive Motor Vehicle Fund, Safety Forces Tax Fund, Sick Leave Retirement Fund, Waterworks Operating Fund and Sewer Operating Fund. Capital leases will be paid from the General Fund, Street Construction and Maintenance Fund, State Highway Improvement, Safety Forces Tax Fund, Municipal Probation Fund, Capital Improvement Fund, Waterworks Operating Fund, and Sewer Operating Fund.

NOTE 14 – SHORT-TERM OBLIGATIONS

A summary of the short-term note transactions for the year ended December 31, 2008, is as follows:

<u>Types / Issues</u>	<u>Balance 12/31/2007</u>	<u>Issued</u>	<u>Retired</u>	<u>Balance 12/30/2008</u>
<u>Business-Type Activities</u>				
2007 - Various Purpose Bond Anticipation				
Notes \$4,535,000	\$4,535,000	\$0	\$4,535,000	\$0
<u>Governmental Activities</u>				
2007 - Various Purpose Bond Anticipation				
Notes \$380,000	\$380,000	\$0	\$380,000	\$0

On July 18, 2007, the City issued 4.50 percent Various Purpose Bond Anticipation Notes, Series 2007, in the amount of \$4,915,000. \$380,000 of the notes were issued for the purpose of paying the costs of restoring, updating and otherwise improving City Hall; \$1,965,000 of the notes were issued for the purpose of improving and extending the municipal water system by constructing and installing water lines; and \$2,570,000 of the notes were issued for the purpose of improving and extending the municipal sewer system by constructing and installing sanitary sewers. On June 30, 2008, the notes were retired with the proceeds from the 2008 Various Purpose General Obligation Bond issue.

City of Circleville
Notes To The Basic Financial Statements
For The Year Ended December 31, 2008

NOTE 15 – RISK MANAGEMENT

The City is exposed to various risks of loss related to torts; theft of, damage to, and destruction of assets; errors and omissions; injuries to employees; and natural disasters. The City maintains comprehensive insurance coverage with private carriers for real property, building contents, vehicles, general liability insurance, crime and police professional liability insurance. The City also carries public officials and employment practices liability insurance. Settlements have not exceeded coverage in any of the last three years. The City has experienced an increase in the number of lawsuits filed in the areas of Law Enforcement and Public Entity Employment Practices. This proliferation of lawsuits has resulted in an increase in the City's deductible to \$25,000 for each claim filed under affected liability coverage. To combat these lawsuits, the City has instituted policies and procedures as recommended by the City's liability insurance carrier. In addition, advanced risk management training has been incorporated into the training cycle for the City's personnel.

The City pays the State Workers' Compensation System a premium based on a rate per \$100 of salaries. This rate is calculated on accident history and administrative costs.

NOTE 16 – INTERFUND ACTIVITY

Transfers made during the year ended December 31, 2008, were as follows:

		Transfers To		
		Capital Improvement Fund	Nonmajor Funds	Total
Transfers From	General Obligation Bond Retirement Fund	\$40,819	\$0	\$40,819
	Capital Improvement Fund	0	125,000	125,000
	Total	<u>\$40,819</u>	<u>\$125,000</u>	<u>\$165,819</u>

The transfers from the General Obligation Bond Retirement Fund to the Capital Improvement Fund were made to service annual debt payments. Transfers from the Capital Improvement Fund to Nonmajor Funds were made to meet the matching requirements related to an Ohio Public Works Commission grant the City received during the year.

City of Circleville
Notes To The Basic Financial Statements
For The Year Ended December 31, 2008

NOTE 17 – JOINTLY GOVERNED ORGANIZATION

The Pickaway Progress Partnership (P³), formerly known as the Circleville-Pickaway County Community Improvement Corporation, was created as a not-for-profit corporation under Section 1724.01 et. seq., Ohio Revised Code. P³ is governed by a fifteen member Board of Trustees, three of which are elected or appointed officials of the City, three are appointed by Pickaway County, one is a representative of the North Gate Alliance Cooperative Economic Development Agreement, and eight volunteer citizens. P³ is the economic development agent for Pickaway County and its municipalities. P³ has three main objectives: promote and market the advantages of locating business in the County; promote a stronger business environment by facilitating retention and expansion efforts of local employers; and deliver a seamless network of economic development services and value-added programs to existing businesses, local government, and prospective companies throughout Pickaway County. Because P³ is subject to joint control and the participants have no equity interest in P³, P³ is a jointly governed organization of the City. The City contributed \$39,000 to P³ during the year.

NOTE 18 – CONTRACTUAL COMMITMENTS

The City has entered into various contracts for the construction of capital assets. The outstanding contractual commitment at December 31, 2008, is:

<u>Contractor</u>	<u>Contract Amount</u>	<u>Amount Expended</u>	<u>Balance At December 31, 2008</u>
Doll Layman Ltd.	\$123,900	\$114,323	\$9,577

NOTE 19 – CONTINGENT LIABILITIES

Litigation

The City of Circleville is party to various legal proceedings seeking damages or injunctive relief generally incidental to its operations and pending projects. The City's management is of the opinion that the ultimate disposition of various claims and legal proceedings will not have a material effect, if any, on the financial condition of the City.

Federal and State Grants

For the period January 1, 2008, to December 31, 2008, the City received federal and State grants for specific purposes that are subject to review and audit by the grantor agencies or their designees. Such audits could lead to a request for reimbursement to the grantor agency for expenditures disallowed under the terms of the grant. Based on prior experience, the City believes such disallowance, if any, would be immaterial.

City of Circleville
Notes To The Basic Financial Statements
For The Year Ended December 31, 2008

NOTE 20 – SUBSEQUENT EVENTS

On February 3, 2009, City Council passed Ordinance 02-02-2009 placing a one mill levy on the May 5, 2009, ballot for the purpose of providing additional funds to supplement the operation, maintenance, repair, and construction of capital improvements for the municipal parks and the recreational and trail systems of the City. The levy was defeated by the voters on May 5, 2009.

On April 6, 2009, the City was awarded a \$198,000 capital improvement grant from the Ohio Department of Natural Resources for the improvement of MV Crites Hannan Community Park. The grant award expires on June 30, 2010.

NOTE 21 – BERGER HEALTH SYSTEM

As indicated in Note 1 to the Basic Financial Statements, the following disclosures are made on behalf of Berger Health System (the System).

Basis of Accounting

The System uses the government model of *GASB Statement No. 34, “Basic Financial Statements – and Management’s Discussion and Analysis – for State and Local Governments,”*. The System follows the “business-type” activities reporting requirements of GASB Statement No. 34, which provides a comprehensive look at the System’s financial activities. The System also applies the Financial Accounting Standards Board Statements and Interpretations to the extent that they do not conflict with or contradict GASB pronouncements.

Budgetary Basis of Accounting

Budgetary information for the System is not presented because it is not included in the entity for which the “appropriated budget” is adopted and does not maintain separate budgetary financial records.

Deposits and Investments

Deposits

Custodial credit risk is the risk that in the event of a bank failure, the System’s deposits may not be returned to it. The System does not have a deposit policy for custodial credit risk. At year-end, the System had approximately \$8,374,000 of bank deposits (certificates of deposit, checking and savings accounts) that were uninsured but are collateralized with securities held by the pledging financial institution. The System believes that due to the dollar amounts of cash deposits and the limits of FDIC insurance, it is impractical to insure all deposits. As a result, the System evaluates each financial institution with which it deposits funds and assesses the level of risk of each institution; only those institutions with an acceptable estimated risk level are used as depositories.

City of Circleville
Notes To The Basic Financial Statements
For The Year Ended December 31, 2008

NOTE 21 – BERGER HEALTH SYSTEM *(continued)*

Investments

Custodial Credit Risk of Investments

Custodial credit risk is the risk that, in the event of the failure of the counterparty, the System will not be able to recover the value of its investments or collateral securities that are in the possession of an outside party. The System does not have a policy for custodial credit risk. At year-end, the following approximates the investment securities that were collateralized, with securities held by the counterparty or by its trust department or agent:

<u>Type of Investment</u>	<u>Fair Value</u>	<u>How Held</u>
US Agency Bonds	\$22,501,000	Counterparty
STAROhio	250,000	System's Name
Totals	<u><u>\$22,751,000</u></u>	

Interest Rate Risk

Interest rate risk is the risk that the value of investments will decrease as a result of a rise in interest rates. The System does not have an investment policy that addresses interest rate risk. At year-end, the average maturities of investments are as follows:

<u>Investment</u>	<u>Fair Value</u>	<u>Weighted Average Maturity</u>
US Agency Bonds	\$22,501,000	0.52 Years
STAROhio	250,000	-----
Totals	<u><u>\$22,751,000</u></u>	

Credit Risk

The System does not have an investment policy that addresses credit risk. At the end of the year, the credit quality ratings of debt securities (other than the U.S. Government) are as follows:

<u>Investment</u>	<u>Fair Value</u>	<u>Rating</u>	<u>Rating on</u>
US Agency Bonds	\$22,501,000	AAA	Standard & Poor's
STAROhio	250,000	AAA	Standard & Poor's
Totals	<u><u>\$22,751,000</u></u>		

City of Circleville
Notes To The Basic Financial Statements
For The Year Ended December 31, 2008

NOTE 21 – BERGER HEALTH SYSTEM *(continued)*

Capital Assets

Capital assets activity for the year ended December 31, 2008, was as follows:

	Balance At 12/31/2007	Additions	Deletions	Balance At 12/31/2008
Capital Assets, Not Being Depreciated:				
Land	\$3,210,572	\$38	\$0	\$3,210,610
Construction in Progress	106,109	316,545	(76,106)	346,548
Total Capital Assets, Not Being Depreciated	<u>3,316,681</u>	<u>316,583</u>	<u>(76,106)</u>	<u>3,557,158</u>
Depreciable Capital Assets:				
Land Improvements	1,596,732	6,357	0	1,603,089
Buildings	35,653,783	103,170	0	35,756,953
Building Improvements	17,778,370	267,295	(14,461)	18,031,204
Equipment	42,861,315	1,180,923	(67,727)	43,974,511
Total Depreciable Capital Assets	<u>97,890,200</u>	<u>1,557,745</u>	<u>(82,188)</u>	<u>99,365,757</u>
Less Accumulated Depreciation:				
Land Improvements	(1,090,618)	(94,119)	0	(1,184,737)
Buildings	(12,139,537)	(1,376,762)	0	(13,516,299)
Building Improvements	(9,432,892)	(966,441)	14,461	(10,384,872)
Equipment	(30,552,934)	(3,178,051)	67,727	(33,663,258)
Total Accumulated Depreciation	<u>(53,215,981)</u>	<u>(5,615,373)</u>	<u>82,188</u>	<u>(58,749,166)</u>
Depreciable Capital Assets, Net	<u>44,674,219</u>	<u>(4,057,628)</u>	<u>0</u>	<u>40,616,591</u>
Capital Assets, Net	<u><u>\$47,990,900</u></u>	<u><u>(\$3,741,045)</u></u>	<u><u>(\$76,106)</u></u>	<u><u>\$44,173,749</u></u>

City of Circleville
Notes To The Basic Financial Statements
For The Year Ended December 31, 2008

NOTE 21 – BERGER HEALTH SYSTEM *(continued)*

Long-Term Obligations

The change in the System's long-term obligations during the year consisted of the following:

Types / Issues	Balance 12/31/2007	Issued	Retired	Balance 12/31/2008	Due Within One Year
1997 - 5.036% - 5.400% City of Circleville Loan \$2,000,000	\$1,227,500	\$0	\$95,832	\$1,131,668	\$100,417
<u>Revenue Bonds</u>					
2003 - City of Circleville Hospital Facilities Revenue Bonds Series 2003A	27,857	0	27,857	0	0
2003 - City of Circleville Hospital Facilities Revenue Bonds Series 2003B	8,000,000	0	0	8,000,000	0
2007 - City of Circleville Hospital Facilities Revenue Bonds Series 2007A	9,686,000	0	1,056,000	8,630,000	1,056,000
2007 - City of Circleville Hospital Facilities Revenue Bonds Series 2007B	3,159,000	0	664,000	2,495,000	664,000
2008 - City of Circleville Hospital Facilities Revenue Bonds Series 2008A	0	1,375,000	136,000	1,239,000	136,000
Total Revenue Bonds	<u>20,872,857</u>	<u>1,375,000</u>	<u>1,883,857</u>	<u>20,364,000</u>	<u>1,856,000</u>
<u>Other Long-Term Obligations</u>					
Capital Leases	2,664,700	0	606,258	2,058,442	627,696
Compensated Absences	1,151,421	2,010,876	1,904,412	1,257,885	0
Total Other Long-Term Obligations	<u>3,816,121</u>	<u>2,010,876</u>	<u>2,510,670</u>	<u>3,316,327</u>	<u>627,696</u>
Total Long-Term Obligations	<u>\$25,916,478</u>	<u>\$3,385,876</u>	<u>\$4,490,359</u>	<u>\$24,811,995</u>	<u>\$2,584,113</u>

Scheduled principal payments of long-term obligations are as follows:

Year	Long-Term Debt		Capital Lease Obligation	
	Principal	Interest	Principal	Interest
2009	\$1,956,417	\$885,858	\$627,696	\$61,685
2010	1,961,833	799,534	1,430,746	28,840
2011	5,471,417	703,470	0	0
2012	2,482,085	459,236	0	0
2013	5,151,166	329,186	0	0
2014 - 2018	4,472,750	214,047	0	0
Total	<u>\$21,495,668</u>	<u>\$3,391,331</u>	<u>\$2,058,442</u>	<u>\$90,525</u>

City of Circleville
Notes To The Basic Financial Statements
For The Year Ended December 31, 2008

NOTE 21 – BERGER HEALTH SYSTEM *(continued)*

On September 1, 2003, the System entered into a financing agreement with the City of Circleville in which the City issued \$6,500,000 of Hospital Facilities Revenue Bonds (Series 2003A Bonds). The Series 2003A Bonds mature in quarterly principal installments ranging from \$495,000 in March 2004 to \$9,000 in September 2008, at a rate of 2.80 percent. During 2008, these bonds were retired.

On September 1, 2003, the System entered into a financing agreement with the City of Circleville in which the City issued \$10,000,000 of Hospital Facilities Revenue Bonds (Series 2003B Bonds). During 2007, the System refinanced the Series 2003B Bonds to change maturity of the instrument. The System will pay interest-only payments, at a rate of 4.10 percent, until December 2011, at which time a lump-sum payment of \$3,500,000 will be due followed by quarterly principal installments ranging from \$167,000 in March 2012 to \$3,500,000 in September 2013, plus interest.

On November 1, 2007, the System entered into a financing agreement with the City of Circleville in which the City issued \$9,950,000 of Hospital Facilities Revenue Bonds (Series 2007A Bonds). The proceeds were used to retire prior obligations and to fund operations. The Series 2007A Bonds mature in quarterly principal installments ranging from \$264,000 in December 2007 to \$2,558,000 in September 2014, at a rate of 3.85 percent.

On November 1, 2007, the System entered into a financing agreement with the City of Circleville in which the City issued \$3,325,000 of Hospital Facilities Revenue Bonds (Series 2007B Bonds). The proceeds were used to retire prior obligations and to fund operations. The Series 2007B Bonds mature in quarterly principal installments ranging from \$166,000 in December 2007 to \$171,000 in September 2012, at a rate of 5.95 percent.

On November 1, 2008, the System entered into a financing agreement with the City of Circleville in which the City issued \$1,375,000 of Hospital Facilities Revenue Bonds (Series 2008A Bonds). The proceeds were used to fund operations. The Series 2008A Bonds mature in quarterly principal installments of \$34,000 from March 2008 to December 2014, at a rate of 3.85 percent.

In conjunction with the Series 2003A, Series 2003B, Series 2007A, Series 2007B, and Series 2008A Bonds, the System is required to maintain certain financial covenants as defined in the debt agreements. Management believes it is in compliance with all such financial covenants.

The Series 2003A, Series 2003B, Series 2007A, Series 2007B, and Series 2008A Bonds are collateralized by System revenues and receipts, and unexpended bond proceeds and income from bond fund related investments.

City of Circleville
Notes To The Basic Financial Statements
For The Year Ended December 31, 2008

NOTE 21 – BERGER HEALTH SYSTEM *(continued)*

Self-Insured Benefits

The System is partially self-insured under a plan covering substantially all employees for health benefits. The plan is covered by a stop-loss policy that covers claims over \$100,000 per employee. Claims, charged to operations when incurred, were approximately \$4,500,000 for the year ended December 31, 2008.

Independent Accountant's Report on Internal Control over Financial Reporting and on Compliance and Other Matters Required by Government Auditing Standards

City of Circleville
133 South Court Street
Circleville, OH 43113

We have audited the accompanying financial statements of the governmental activities, business-type activities, each major fund, and the aggregate remaining fund information of the City of Circleville, Pickaway County, Ohio (the City), as of and for the years ended December 31, 2008, and have issued our report thereon dated February 10, 2010. We did not audit the financial statements of Berger Health System, which were audited by other auditors whose reports thereon have been furnished to us, and our opinion insofar as it relates to the amounts included for Berger Health System, is solely based on the reports of the other auditors. We conducted our audit in accordance with auditing standards generally accepted in the United States of America and the standards applicable to financial audits contained in *Government Auditing Standards*, issued by the Comptroller General of the United States of America.

Internal Control over Financial Reporting

In planning and performing our audit, we considered the City's internal control over financial reporting as a basis for designing our audit procedures for expressing our opinion on the financial statements, but not to opine on the effectiveness of the City's internal control over financial reporting. Accordingly, we have not opined on the effectiveness of the City's internal control over financial reporting.

A control deficiency exists when the design or operation of a control does not allow management or employees, in performing their assigned functions, to prevent or detect misstatements on a timely basis. A significant deficiency is a control deficiency, or combination of control deficiencies, that adversely affects the City's ability to initiate, authorize, record, process, or report financial data reliably in accordance with its applicable accounting basis, such that there is more than a remote likelihood that the City's internal control will not prevent or detect a more-than-inconsequential financial statement misstatement.

A material weakness is a significant deficiency, or combination of significant deficiencies resulting in more than a remote likelihood that the City's internal control will not prevent or detect a material financial statement misstatement.

Our consideration of internal control over financial reporting was for the limited purpose described in the first paragraph of this section and would not necessarily identify all internal control deficiencies that might be significant deficiencies or material weaknesses. We did not identify any deficiencies in internal control over financial reporting that we consider to be material weaknesses, as defined above.

We noted a certain internal control matter that we have reported to the City's management in a separate letter dated February 10, 2010.

Members of Council
City of Circleville, Pickaway County
Independent Accountant's Report on Internal Control over Financial
Reporting and on Compliance and Other Matters Required by
Government Auditing Standards

Compliance and Other Matters

As part of obtaining reasonable assurance about whether the City's financial statements are free of material misstatement, we performed tests of its compliance with certain provisions of laws, regulations, contracts and grants, noncompliance with which could have a direct and material effect on the determination of financial statement amounts. However, providing an opinion on compliance with those provisions was not an objective of our audit and, accordingly, we do not express such an opinion. The results of our tests disclosed no instance of noncompliance or other matters we must report under *Government Auditing Standards*.

This report is intended for the information and use of the Members of Council, management, and audit committee, and is not intended to be and should not be used by anyone other than these specified parties.

J. L. Uhrig and Associates, Inc.

J. L. UHRIG AND ASSOCIATES, INC.

February 10, 2010

CITY OF CIRCLEVILLE, PICKAWAY COUNTY
Schedule of Prior Audit Findings
For the Year Ended December 31, 2008

Description	Status	Comments
<i>Government Auditing Standards:</i>		
The City improperly classified capital assets in the business-type activities in a prior year. A prior period adjustment was necessary to correctly report the capital assets in the Water and Wastewater Funds. This did not allow the City Auditor to accurately report the financial activity of the City.	Corrected	N/A



Mary Taylor, CPA
Auditor of State

CITY OF CIRCLEVILLE

PICKAWAY COUNTY

CLERK'S CERTIFICATION

This is a true and correct copy of the report which is required to be filed in the Office of the Auditor of State pursuant to Section 117.26, Revised Code, and which is filed in Columbus, Ohio.

Susan Babbitt

CLERK OF THE BUREAU

**CERTIFIED
OCTOBER 14, 2010**