

***PORTAGE AREA REGIONAL
TRANSPORTATION AUTHORITY***

AUDIT REPORT

For the year ended December 31, 2008

(With Comparative Totals for December 31, 2007)

Charles E. Harris & Associates, Inc.
Certified Public Accountants and Government Consultants



Mary Taylor, CPA
Auditor of State

Board of Trustees
Portage Area Regional Transportation Authority
2000 Summit Road
Kent, Ohio 44240

We have reviewed the *Report of Independent Accountants* of the Portage Area Regional Transportation Authority, Portage County, prepared by Charles E. Harris & Associates, Inc., for the audit period January 1, 2008 through December 31, 2008. Based upon this review, we have accepted these reports in lieu of the audit required by Section 117.11, Revised Code. The Auditor of State did not audit the accompanying financial statements and, accordingly, we are unable to express, and do not express an opinion on them.

Our review was made in reference to the applicable sections of legislative criteria, as reflected by the Ohio Constitution, and the Revised Code, policies, procedures and guidelines of the Auditor of State, regulations and grant requirements. The Portage Area Regional Transportation Authority is responsible for compliance with these laws and regulations.

Mary Taylor

Mary Taylor, CPA
Auditor of State

July 16, 2009

This Page is Intentionally Left Blank.

Portage Area Regional Transportation Authority
AUDIT REPORT
For the Year Ended December 31, 2008

TABLE OF CONTENTS

	<u>Page</u>
Report of Independent Accountants	1-2
Managements' Discussion and Analysis	3-12
Statement of Net Assets	13
Statement of Revenues, Expenditures, and Changes in Net Assets	14
Statement of Cash Flows	15
Notes to the Financial Statements	16-25
Schedule of Federal Awards Expenditures	26
Notes to the Schedule of Federal Awards Expenditures	27
Report on Internal Control Over Financial Reporting and on Compliance and on Other Matters Based on an Audit of Financial Statements Performed in Accordance with <i>Government Auditing Standards</i>	28-29
Report on Compliance with Requirements Applicable to Each Major Program and Internal Control Over Compliance in Accordance with <i>OMB Circular A-133</i>	30-31
Schedule of Findings and Questioned Costs	32-33
Status of Prior Audit's Citations and Recommendations	34

This Page is Intentionally Left Blank.

REPORT OF INDEPENDENT ACCOUNTANTS

**Portage Area Regional Transportation Authority
2000 Summit Road
Kent, Ohio 44240**

To the Board of Trustees:

We have audited the accompanying financial statements of the business-type activities of the Portage Area Regional Transportation Authority, Kent, Ohio (the Authority) as of and for the year ended December 31, 2008, as listed in the table of contents. These financial statements are the responsibility of the Authority's management. Our responsibility is to express an opinion on these financial statements based on our audit. The prior year comparative information has been derived from the 2007 financial statements and, in our report dated April 4, 2008 we expressed an unqualified opinion on those financial statements.

We conducted our audit in accordance with auditing standards generally accepted in the United States of America and the standards applicable to financial audits contained in *Government Auditing Standards*, issued by the Comptroller General of the United States. Those standards require that we plan and perform the audit to obtain reasonable assurance about whether the basic financial statements are free of material misstatement. An audit includes examining, on a test basis, evidence supporting the amounts and disclosures in the basic financial statements. An audit also includes assessing the accounting principles used and significant estimates made by management, as well as evaluating the overall financial statement presentation. We believe that our audit provides a reasonable basis for our opinion.

In our opinion, the financial statements referred to above present fairly, in all material respects, the financial position of the Authority, as of December 31, 2008, and the respective changes in financial position and cash flows for the year then ended in conformity with accounting principles generally accepted in the United States of America.

Management's discussion and analysis is not a required part of the basic financial statements, but is supplementary information the Governmental Accounting Standards Board requires. We have applied certain limited procedures, which consisted principally on inquiries of management regarding the methods of measurement and presentation of the required supplementary information. However, we did not audit the information and express no opinion on it.

In accordance with *Government Auditing Standards*, we have also issued our report dated May 18, 2009, on our consideration of the Authority's internal control over financial reporting and our tests of its compliance with certain provisions of laws, regulations, contracts, grant agreements and other matters. While we did not opine on the internal control over financial reporting or on compliance, that report describes the scope of our testing of internal control over financial reporting and compliance and results of that testing. That report is an integral part of an audit performed in accordance with *Government Auditing Standards*. You should read it in conjunction with this report in considering the results of our audit.

Our audit was conducted for the purpose of forming an opinion on the financial statements of the Authority, taken as a whole. The accompanying schedule of federal awards expenditures is presented for purposes of additional analysis as required by U.S. Office of Management and Budget Circular A-133, *Audits of States, Local Governments, and Non-Profit Organizations*, and is not a required part of the financial statements. Such information has been subjected to the auditing procedures applied in the audit of the basic financial statements and, in our opinion, is fairly stated in all material respects, in relation to the basic financial statements taken as a whole.

Charles E. Harris & Associates, Inc.
May 18, 2009

PORTAGE AREA REGIONAL TRANSPORTATION AUTHORITY
MANAGEMENT'S DISCUSSION AND ANALYSIS
Year Ended December 31, 2008
(Unaudited)

As management of the Portage Area Regional Transportation Authority ("Authority"), we offer readers of the Authority's basic financial statements this narrative overview and analysis of the financial activities of the Authority for the year ended December 31, 2008. This discussion and analysis is designed to assist the reader in focusing on the significant financial issues and activities and to identify any significant changes in financial position. We encourage readers to consider the information presented here in conjunction with the basic financial statements taken as a whole.

Overview of Financial Highlights

- The Authority has net assets of \$9.6 million. These net assets result from the difference between total assets of \$10.4 million and total liabilities of \$784,830.
- Current assets of \$1.8 million primarily consist of non-restricted Cash and Cash Equivalents of \$892,442; Sales Tax receivable of \$571,336 and Inventory of \$270,509.
- Restricted assets of \$440,804 consist of special deposits for capital projects.
- Current liabilities of \$784,830 primarily consist of Accounts payable of \$434,722, and accrued payroll expenses of \$236,625.

Basic Financial Statements and Presentation

This annual report includes the basic financial statements and accompanying notes prepared in accordance with the provisions of the Governmental Accounting Standards Board (GASB) Statement No. 34, Basic Financial Statements and Management's Discussion and Analysis for State and Local Governments.

The financial statements presented by the Authority are the Statement of Net Assets, the Statement of Revenues, Expenses, and Changes in Net Assets and the Statement of Cash Flows. These statements are presented using the economic resources measurement focus and the accrual basis of accounting. The Authority is structured as a single enterprise fund with revenues recognized when earned and measurable, not when received. Expenses are recognized when they are incurred, not when paid. Capital assets are capitalized and depreciated, except land, over their estimated useful lives.

PORTAGE AREA REGIONAL TRANSPORTATION AUTHORITY
MANAGEMENT'S DISCUSSION AND ANALYSIS
Year Ended December 31, 2008
(Unaudited)

Basic Financial Statements and Presentation (Cont'd)

The Statement of Net Assets presents information on all the Authority's assets and liabilities, with the difference between the two reported as net assets. Over time, increases and decreases in net assets may serve as a useful indicator of whether the financial position of the Authority is improving or deteriorating. Net assets increase when revenues exceed expenses. Increases in assets without a corresponding increase to liabilities results in increased net assets, which indicate improved financial position.

The Statement of Revenues, Expenses, and Changes in Net Assets present information showing how the Authority's net assets changed during the year. This statement summarizes operating revenues and expenses along with non-operating revenues and expenses. In addition, this statement lists capital grant revenues received from federal, state, and local governments.

The Statement of Cash Flows allows financial statement users to assess the Authority's adequacy or ability to generate sufficient cash flows to meet its obligations in a timely manner. The statement is classified into four categories: 1) Cash flows from operating activities, 2) Cash flows from non-capital financing activities, 3) Cash flows from capital and related financing activities, and 4) Cash flows from investing activities.

Notes to the Financial Statements

The notes to the financial statements provide additional information that is essential to a full understanding of the data provided in the financial statements.

PORTAGE AREA REGIONAL TRANSPORTATION AUTHORITY
MANAGEMENT'S DISCUSSION AND ANALYSIS
Year Ended December 31, 2008
(Unaudited)

Financial Analysis of the Authority

Condensed Summary of Net Assets

	<u>2008</u>	<u>2007</u>	<u>2006</u>
ASSETS			
Current Assets	\$ 1,815,897	\$ 1,621,537	\$ 1,015,270
Restricted Assets	440,804	475,900	799,144
Capital Assets, Net	<u>8,097,215</u>	<u>7,388,918</u>	<u>5,850,289</u>
Total Assets	<u>\$ 10,353,916</u>	<u>\$ 9,486,355</u>	<u>\$ 7,664,703</u>
LIABILITIES			
Current Liabilities	\$ 784,830	\$ 442,173	\$ 387,268
NET ASSETS			
Net Assets: Invested in Capital Assets	\$ 8,097,215	\$ 7,388,918	\$ 5,850,289
Restricted for Capital Assets	440,804	475,900	799,144
Unrestricted	<u>1,031,067</u>	<u>1,179,364</u>	<u>628,002</u>
Total Net Assets	<u>\$ 9,569,086</u>	<u>\$ 9,044,182</u>	<u>\$ 7,277,435</u>

The largest portion of the Authority's net assets reflects investment in capital assets consisting of buses, operating facilities and equipment. The Authority uses these capital assets to provide public transportation services for Portage County citizens. These assets are not available to liquidate liabilities or to cover other spending.

PORTAGE AREA REGIONAL TRANSPORTATION AUTHORITY
MANAGEMENT'S DISCUSSION AND ANALYSIS
Year Ended December 31, 2008
(Unaudited)

Financial Analysis of the Authority (Cont'd)

Condensed Summary of Revenues, Expenses, and Changes in Net Assets

	<u>2008</u>	<u>2007</u>	<u>2006</u>
Revenues			
Operating Revenues	\$ 2,804,731	\$ 2,767,610	\$ 2,717,717
Non-Operating Revenues	<u>4,845,929</u>	<u>4,450,565</u>	<u>3,966,975</u>
Total Revenues	<u>7,650,660</u>	<u>7,218,175</u>	<u>6,684,692</u>
Expenses			
Operating Expenses	\$ 7,335,990	\$ 6,535,554	\$ 6,187,596
Depreciation Expense	<u>1,044,672</u>	<u>949,476</u>	<u>632,153</u>
Total Expenses	<u>8,380,662</u>	<u>7,485,030</u>	<u>6,819,749</u>
Loss Before Capital Contributions	<u>\$ (730,002)</u>	<u>\$ (266,855)</u>	<u>\$ (135,057)</u>
Capital Contributions	<u>\$ 1,254,906</u>	<u>\$ 1,983,910</u>	<u>\$ 813,788</u>
Increase in Net Assets During the Year	524,904	1,717,055	678,731
Net Assets, Beginning of Year	<u>9,044,182</u>	<u>7,327,127</u>	<u>6,648,396</u>
Net Assets, End of Year	<u>\$ 9,569,086</u>	<u>\$ 9,044,182</u>	<u>\$ 7,327,127</u>

The Authority's operating revenues overall increased \$37,121 to \$2.8 million in 2008, a slight increase from the previous year. Operating Expenses, excluding depreciation, increased by \$.9 million, or 12%. This is primarily due to a 3% cost of living adjustment and a 48% increase in fuel costs. Sales tax revenues increased \$64,810 due to increased retail activity in the county.

PORTAGE AREA REGIONAL TRANSPORTATION AUTHORITY
MANAGEMENT'S DISCUSSION AND ANALYSIS
Year Ended December 31, 2008
(Unaudited)

Financial Analysis of the Authority (Cont'd)

Revenues

For purposes of this presentation, the Authority groups its revenues into the following categories:

Contract Services – There were no significant changes in 2008.

Passenger Fares – Farebox fares and ticket sales are included here. The 22% increase in passenger fares was attributed to an increase in the number of riders as a result of increasing fuel prices.

Federal Grants and Reimbursements – The Authority received \$456,955 in capitalized maintenance to cover certain preventive maintenance costs incurred. The Authority was also competitively awarded \$50,000 through the New Freedom program.

State Grants and Reimbursements – The Ohio Department of Transportation allocates grants for elderly and disabled programs. The Authority received \$99,224. This category also includes \$76,064 for reimbursement for state fuel taxes paid by the Authority, and \$139,104 for capital maintenance costs.

Sales Tax Revenues – .25 mills is levied against Portage County sales tax, and in 2005 the Authority renewed the levy to be permanent. For 2008, Sales Tax Revenues increased 2% and generated approximately 50% of the Authority's revenue (excluding capital contributions).

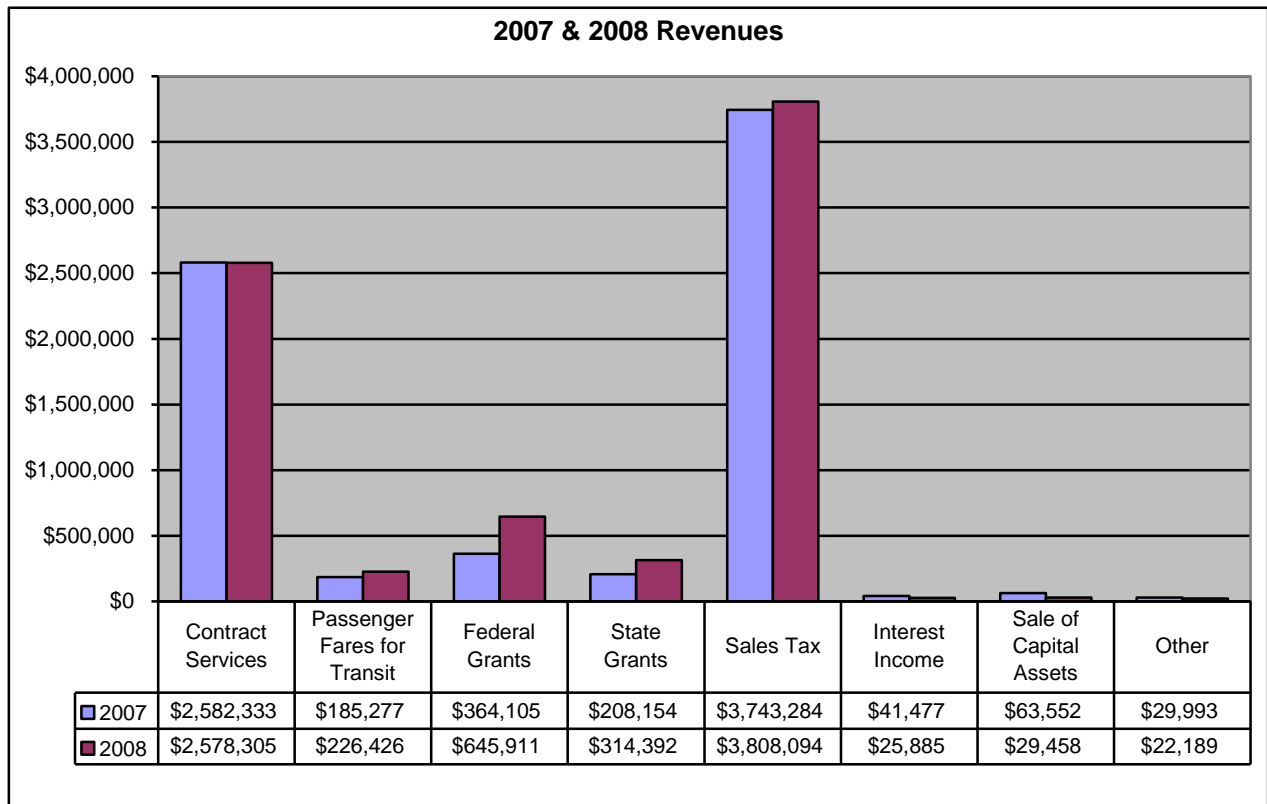
Interest Income – Interest income from Star Ohio is reported here and decreased 38% from 2007 to 2008. This is due to the decline in interest rates.

Sales of Capital Assets – This category includes the sale of old buses that have reached their useful life and have been competitively sold.

Other Income – This category summarizes miscellaneous income and revenue from various sources such as advertising, insurance, or special events.

PORTAGE AREA REGIONAL TRANSPORTATION AUTHORITY
 MANAGEMENT'S DISCUSSION AND ANALYSIS
 Year Ended December 31, 2008
 (Unaudited)

Financial Analysis of the Authority (Cont'd)



Expenses

Labor and Fringe Benefits – These personnel costs accounted for approximately 62% of all the Authority operating expenses (excluding depreciation) in 2008. There was a 2% increase in this category and is primarily due to 3% cost of living adjustments, a decrease in driving hours, and an increase in the employer retirement contribution rate.

Services – These expenses are associated with work performed by outside consultants such as advertising, legal fees, custodial, maintenance, training, employee background checks, and drug testing. The expenses increased \$264,356 (approximately 43%) from 2007 to 2008. In August many of the Authority’s county drivers participated in a fourteen week voluntary strike, and a transit company was hired to provide replacement drivers in order to maintain service. This was the major reason for the increase to this category. Also there were additional legal expenses associated with the strike.

Fuel & Lubricants & Supplies – Overall, these expenses increased approximately \$422,683 (48%). Although the Authority participates in a joint procurement to increase buying power and bid for diesel fuel, the base cost increased from \$2.11 per gallon to \$4.27 per gallon (resulting in a 102% increase). The Authority maximized efficiency in scheduling in order to offset the increase in fuel costs.

PORTAGE AREA REGIONAL TRANSPORTATION AUTHORITY
 MANAGEMENT'S DISCUSSION AND ANALYSIS
 Year Ended December 31, 2008
 (Unaudited)

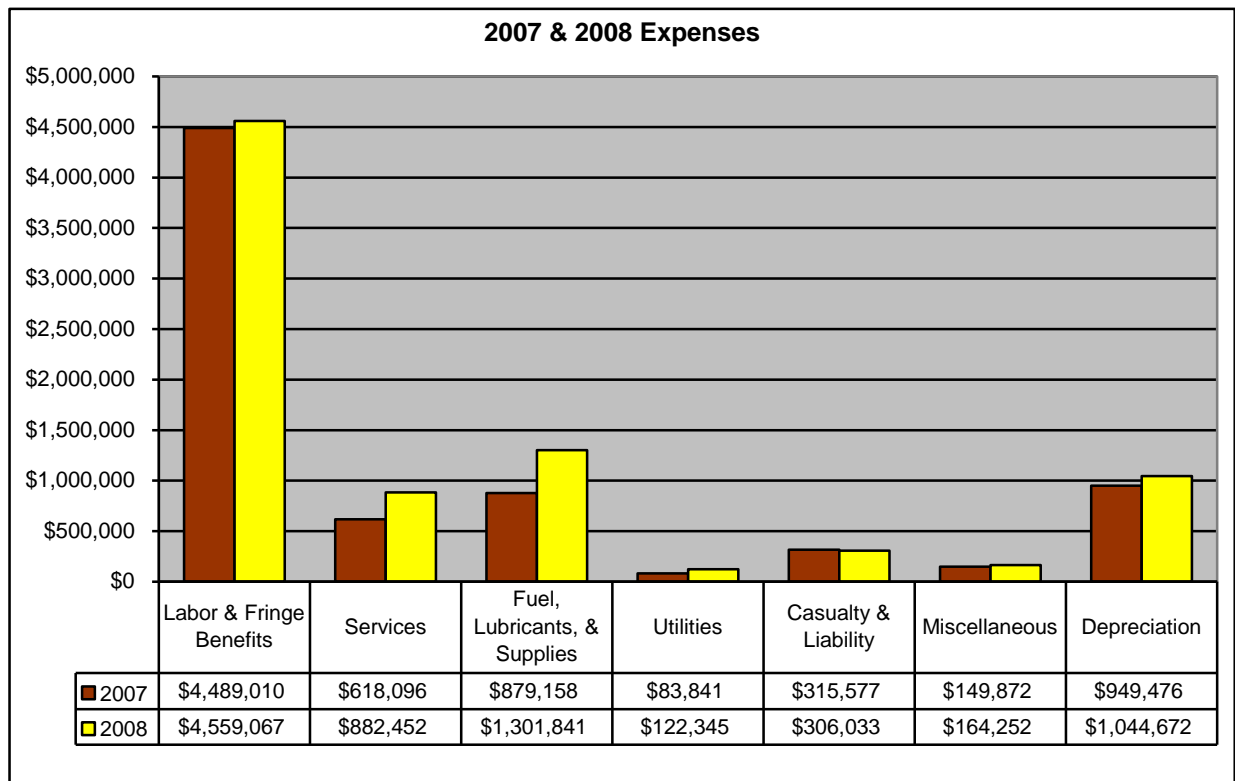
Financial Analysis of the Authority (Cont'd)

Utilities – These expenses include public utilities (i.e. gas, electric, phone, sewer, water), as well as satellite and cell phone. The utility expenses increased 45% as a result of natural gas and electric price increases and operational changes to the Authority's phone services. The Authority added sixty (60) data cell phone lines to be used for communication in the buses with the Mobile Data Terminals.

Casualty and Liability – The Authority belongs to an insurance pool of 11 transit agencies and premiums are based on an annual actuarial study done by the Ohio Transit Risk Pool. This expense decreased by 3% in 2008 as a result from a more competitive rate and better loss history in the pool.

Miscellaneous – There was a slight increase in advertising & promotions, dues & subscriptions, and travel & meetings.

Depreciation – This category includes depreciation on all capital assets, except land. The 10% increase in 2008 is directly related to the increase in capital assets, which included buses, cameras, and mobile data terminals.



PORTAGE AREA REGIONAL TRANSPORTATION AUTHORITY
 MANAGEMENT'S DISCUSSION AND ANALYSIS
 Year Ended December 31, 2008
 (Unaudited)

Financial Analysis of the Authority (Cont'd)

Operations – These are expenses directly related to the operation of revenue vehicles. Included are wages and fringe benefits of operators, dispatchers, customer service, as well as diesel fuel and security costs.

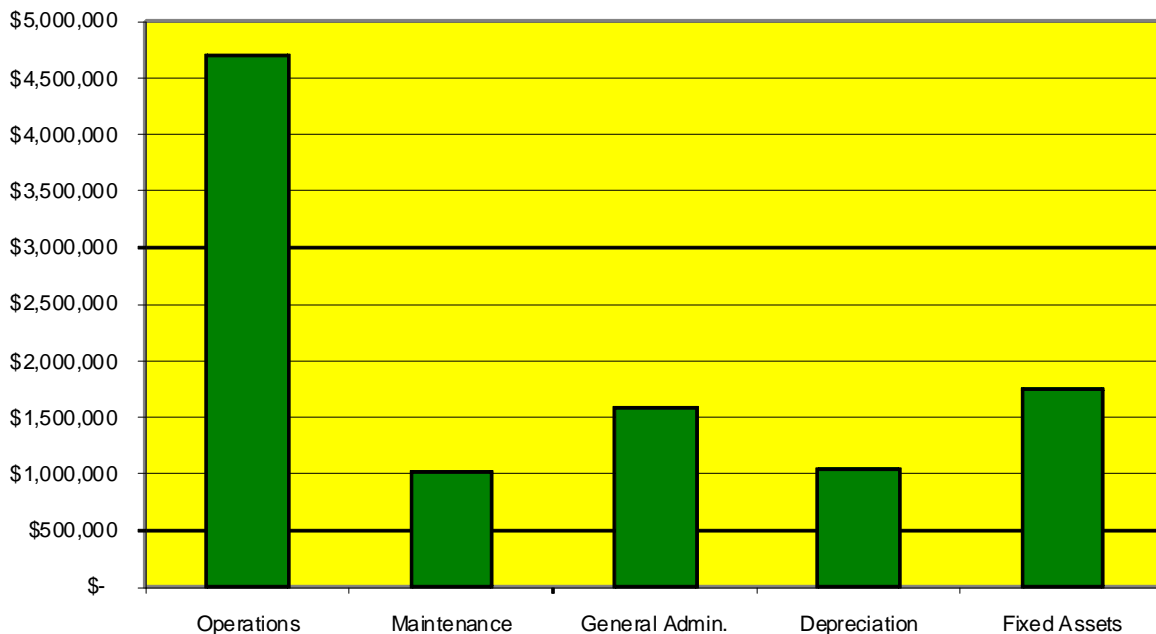
Maintenance – Vehicle and facility maintenance labor costs, fringe benefits, and materials and supplies are included in this category.

General Administration – Administrative personnel labor and fringe benefits are included in this category, as well as public liability and property damage insurance, professional services, advertising fees and office supplies.

2008 EXPENSES BY FUNCTION

Operations	\$ 4,710,183	46.5%
Maintenance	\$ 1,030,219	10.2%
General Administration	\$ 1,595,588	15.7%
Depreciation	\$ 1,044,672	10.3%
Fixed Assets	<u>\$ 1,752,969</u>	17.3%
 TOTAL	 \$ 10,133,631	 100.0%

2008 EXPENSES BY FUNCTION



PORTAGE AREA REGIONAL TRANSPORTATION AUTHORITY
MANAGEMENT'S DISCUSSION AND ANALYSIS
Year Ended December 31, 2008
(Unaudited)

Condensed Summary of Cash Flows

Net cash used for operating activities decreased as a result of increased payments to vendors and employees. Net cash provided by non-capital financing activities decreased due to the reallocation of Federal Capitalized Maintenance grant funds. Net cash used in capital and relating financing activities decreased as a result of an increase in capital projects. Net cash provided by investing activities increased due to the balance in restricted funds, which will be disbursed at the completion of the capital projects. Closing Cash & Cash Equivalents decreased as a result of a partial payment for the communications project.

CASH FLOWS FROM OPERATING ACTIVITIES:	<u>2008</u>	<u>2007</u>	<u>2006</u>
Cash Received from customers	\$2,810,326	\$2,789,452	\$2,704,116
Cash payments to suppliers for goods and services	(2,440,608)	(1,931,830)	(1,885,087)
Cash payments to employees for services	<u>(4,661,172)</u>	<u>(4,594,545)</u>	<u>(4,257,783)</u>
Net cash used in operating activities	(4,291,454)	(3,736,923)	(3,438,754)
 CASH FLOWS FROM NONCAPITAL FINANCING ACTIVITIES:			
Sales taxes received	3,850,049	3,743,284	3,565,714
Operating grants received	960,303	508,135	189,625
Other	<u>65,905</u>	<u>93,546</u>	<u>121,445</u>
Net cash provided by non-capital financing activities	4,876,257	4,344,965	3,876,784
 CASH FLOWS FROM CAPITAL AND RELATED FINANCING ACTIVITIES:			
Capital grants received	1,254,906	1,960,615	852,450
Acquisition of fixed assets	<u>(1,752,969)</u>	<u>(2,431,786)</u>	<u>(1,613,534)</u>
Net cash used in capital and related financing activities	(498,063)	(471,171)	(761,084)
 CASH FLOWS FROM INVESTING ACTIVITIES:			
Interest received from investments	<u>25,885</u>	<u>41,477</u>	<u>51,756</u>
Net cash provided by investing activities	25,885	41,477	51,756
 NET CHANGE IN CASH AND CASH EQUIVALENTS	112,625	178,348	(271,298)
 CASH AND CASH EQUIVALENTS, BEGINNING OF YEAR	<u>1,220,621</u>	<u>1,042,273</u>	<u>1,313,571</u>
 CASH AND CASH EQUIVALENTS, END OF YEAR	<u>\$1,333,246</u>	<u>\$1,220,621</u>	<u>\$1,042,273</u>

PORTAGE AREA REGIONAL TRANSPORTATION AUTHORITY
MANAGEMENT'S DISCUSSION AND ANALYSIS
Year Ended December 31, 2008
(Unaudited)

Capital Assets

The Authority's investment in capital assets amounts to approximately \$8.1 million, net of accumulated depreciation as of December 31, 2008, an increase of \$.71 million (10%). Capital assets include land and land improvements, revenue producing and service equipment, buildings and structures, shop equipment, office furnishings, and computer equipment. The Authority disposed of capital equipment, which had reached its useful life, and had a book value of \$371,853. Major capital asset expenditures during the current fiscal year included the purchase of replacement vehicles and bus equipment, totaling \$1.8 million.

Future Outlook

The passage of a permanent .25% sales & use tax in Portage County provides the continuing funding source to stabilize the Authority's future. With the growth in the past few years, the Authority has reached a point where the stabilization of current transportation patterns will be maintained. There is a concern for continuously rising costs for fuel and insurance. The continued goal of the Authority will be to improve the efficiency and on-time performance of our service.

Request for Information

This financial report is designed to provide a general overview of the Authority's finances for those with an interest in its finances. Questions concerning any of the information in this report or request for additional financial information should be addressed to the Controller, Portage Area Regional Transportation Authority, 2000 Summit Rd., Kent, OH 44240.

PORTAGE AREA REGIONAL TRANSPORTATION AUTHORITY
STATEMENT OF NET ASSETS
DECEMBER 31, 2008
(With comparative totals for December 31, 2007)

	2008	2007
<u>ASSETS</u>		
<u>Current Assets</u>		
Cash and Cash Equivalents	\$ 892,442	\$ 744,721
Receivables:		
Accounts	42,163	47,758
Accrued Sales Tax	571,336	613,290
Prepaid Expenses	39,447	33,460
Materials & Supplies Inventory	270,509	182,308
 <u>Total Current Assets</u>	 1,815,897	 1,621,537
 <u>Restricted Assets</u>		
Restricted Cash	440,804	475,900
 <u>Total Restricted Assets</u>	 440,804	 475,900
Capital Assets (Net of Accumulated Depreciation)	8,097,215	7,388,918
 TOTAL ASSETS	 \$ 10,353,916	 \$ 9,486,355
 <u>LIABILITIES</u>		
Accounts Payable	\$ 434,722	\$ 160,342
Sales Tax Fees Payable	5,771	6,133
Accrued Payroll and Benefits	236,625	176,474
Unearned Revenue	107,712	99,224
Total Liabilities	\$ 784,830	\$ 442,173
 <u>NET ASSETS</u>		
Invested in Capital Assets	\$ 8,097,215	\$ 7,388,918
Restricted For Capital Assets	440,804	475,900
Unrestricted	1,031,067	1,179,364
 TOTAL NET ASSETS	 \$ 9,569,086	 \$ 9,044,182

The notes to the financial statements are an integral part of these statements.

PORTAGE AREA REGIONAL TRANSPORTATION AUTHORITY
STATEMENT OF REVENUES, EXPENSES, AND CHANGES IN FUND NET ASSETS
FOR THE YEARS ENDED DECEMBER 31, 2008
(With comparative totals for the year ended December 31, 2007)

	2008	2007
<u>OPERATING REVENUES:</u>		
Contract Services	\$ 2,578,305	\$ 2,582,333
Passenger Fares for Transit Services	226,426	185,277
TOTAL OPERATING REVENUES	2,804,731	2,767,610
<u>OPERATING EXPENSES:</u>		
Labor and Fringe Benefits	\$ 4,559,067	\$ 4,489,010
Services	882,452	618,096
Fuel, Materials and Supplies	1,301,841	879,158
Utilities	122,345	83,841
Casualty and Liability Insurance	306,033	315,577
Miscellaneous	164,252	149,872
Depreciation	1,044,672	949,476
TOTAL OPERATING EXPENSES	8,380,662	7,485,030
Operating Income (Loss)	(5,575,931)	(4,717,420)
<u>NON-OPERATING REVENUES:</u>		
Federal Grants and Reimbursements	\$ 645,911	\$ 364,105
State Grants, Reimbursements and Special Fare Assistance	314,392	208,154
Sales Tax	3,808,094	3,743,284
Interest Income	25,885	41,477
Sale of Capital Assets	29,458	63,552
Other	22,189	29,993
TOTAL NON-OPERATING REVENUES	4,845,929	4,450,565
Net Income (Loss) Before Capital Contributions	(730,002)	(266,855)
Capital Contributions	\$ 1,254,906	\$ 1,983,910
Changes in Net Assets	524,904	1,717,055
Net Assets (Deficit) Beginning of Year	\$ 9,044,182	\$ 7,327,127
Net Assets (Deficit) End of Year	\$ 9,569,086	\$ 9,044,182

The notes to the financial statements are an integral part of these statements.

PORTAGE AREA REGIONAL TRANSPORTATION AUTHORITY
STATEMENT OF CASH FLOWS
FOR THE YEARS ENDED DECEMBER 31, 2008
(With comparative totals for the year ended December 31, 2007)

	2008	2007
Increase (Decrease) in Cash and Cash Equivalents		
Cash Flows from Operating Activities		
Cash Received from Customers	\$ 2,810,326	\$ 2,789,452
Cash Payments to Employees for Services	(4,661,172)	(4,594,545)
Cash Payments for Goods and Services	(2,440,608)	(1,931,830)
<i>Net Cash Provided by (Used in) Operating Activities</i>	(4,291,454)	(3,736,923)
Cash Flows from Noncapital Financing Activities		
Sales Taxes Received	\$ 3,850,049	\$ 3,743,284
Operating Grants Received	960,303	508,135
Other	65,905	93,546
<i>Net Cash Provided by (Used by) Noncapital Financing Activities</i>	4,876,257	4,344,965
Cash Flows from Capital Financing Activities		
Capital Grants Received	\$ 1,254,906	\$ 1,960,615
Acquisition of Capital Assets	(1,752,969)	(2,431,786)
<i>Net Cash Provided by (Used by) Capital Financing Activities</i>	(498,063)	(471,171)
Cash Flows from Investing Activities		
Interest on Investments	\$ 25,885	\$ 41,477
<i>Net Cash Provided by (Used by) Investing Activities</i>	25,885	41,477
<i>Net Increase (Decrease) in Cash and Cash Equivalents</i>	112,625	178,348
<i>Cash and Cash Equivalents Beginning of Year</i>	\$ 1,220,621	\$ 1,042,273
<i>Cash and Cash Equivalents End of Year</i>	\$ 1,333,246	\$ 1,220,621
Reconciliation of Operating Loss to Net Cash Provided by (Used in) Operating Activities		
<i>Operating Income (Loss)</i>	\$ (5,575,931)	\$ (4,717,420)
Adjustments:		
Depreciation	1,044,672	949,476
(Increase) Decrease in Assets:		
Accounts Receivable	5,595	(20,376)
Accrued Sales Tax	-	(47,086)
Prepaid Expenses	(5,987)	(214)
Materials & Supplies Inventory	(88,201)	(15,512)
Increase (Decrease) in Liabilities:		
Accounts Payable	274,380	8,203
Sales Tax Fees Payable	(6,133)	471
Accrued Wages and Benefits	60,151	105,535
<i>Total Adjustments</i>	1,284,477	980,497
<i>Net Cash Provided by (Used in) Operating Activities</i>	\$ (4,291,454)	\$ (3,736,923)

The notes to the financial statements are an integral part of these statements.

PORTAGE AREA REGIONAL TRANSPORTATION AUTHORITY
Notes to the Basic Financial Statements
For the Year Ended December 31, 2008

1. ORGANIZATION AND SIGNIFICANT ACCOUNTING POLICIES

A. ORGANIZATION

Portage Area Regional Transportation Authority (the Authority) was created pursuant to Section 306.01 through 306.13 of the Ohio Revised Code for the purpose of providing public transportation in Portage County, Ohio. As a political subdivision, it is distinct from and is not an agency of, the State of Ohio or any other local government unit. The Authority is not subject to federal or state income taxes.

Through May 1993, Portage Area Regional Transportation Authority acted as a pass-through agency to the Kent State University Campus Bus Service, which operated virtually all mass transportation service for the Kent/Ravenna area. In 1993, the Authority commenced directly providing fixed route and demand responsive service in the Kent/Ravenna area. The Federal Transportation Administration and the Ohio Department of Transportation provide financial assistance and makes grants directly to the Authority for operations and acquisition of property and equipment.

Under Ohio law, the Authority is authorized to levy a sale and use tax for transit purposes, including both capital improvement and operating expenses, at the rate of .25 percent, .5 percent, 1 percent, or 1.5 percent if approved by a majority of the electors residing within the territorial boundaries of the Authority. Such a sales and use tax is in addition to the sales and use taxes levied by the State of Ohio and Portage County. On November 8, 2005 the Portage County Voters elected to pass continuous sales and use tax of one quarter of one percent (.25%).

Management believes the financial statements included in this report represent all of the funds of the Authority over which the Authority has the ability to exercise direct operating control.

B. REPORTING ENTITY

In evaluating how to define the Authority for financial reporting purposes, management has considered all agencies, departments and organizations making up the Portage County Regional Transportation Authority (the primary government) and its potential component units consistent with Governmental Accounting Standards Board Statement No. 14, "The Financial Reporting Entity." The Authority has no component units. These conclusions regarding the financial reporting entity are based on the concept of financial accountability. The Authority is not financially accountable for any other organizations.

PORTAGE AREA REGIONAL TRANSPORTATION AUTHORITY
Notes to the Basic Financial Statements
For the Year Ended December 31, 2008

C. BASIS OF ACCOUNTING

The Authority follows the accrual basis of accounting, whereby revenues and expenses are recognized in the period earned or incurred. The measurement focus is on determination of net income, financial position, and cash flows. All transactions are accounted for in a single enterprise fund.

In accordance with Statement No. 20 of the *Governmental Accounting Standards Board Accounting and Financial Reporting for Proprietary Funds and Other Governmental Entities that Use Proprietary Fund Accounting*, the Authority has elected not to apply the provisions of the statements and interpretations of the Financial Accounting Standards Board issued after November 30, 1989. The Authority will continue applying all applicable pronouncements issued by the Governmental Accounting Standards Board.

D. CASH AND CASH EQUIVALENTS

The Authority considers highly liquid investments, with an original maturity of three months or less, to be cash equivalents. Investment procedures are restricted by the provisions of the Ohio Revised Code.

E. RESTRICTED ASSETS

Restricted assets are Board designated annually and are required for the future purchase of capital assets.

F. PROPERTY, FACILITIES AND EQUIPMENT

Property, facilities and equipment are stated at historical cost. The costs of normal maintenance and repairs are charged to operations as incurred.

Depreciation is computed using the straight-line method over the estimated useful lives of the individual assets (3 to 40 years).

G. MATERIALS AND SUPPLIES

Materials and supplies are stated at the lower of cost or market. Cost is determined on the first-in, first-out (FIFO) basis. The costs of inventory items are recorded as expenses when used.

H. ACCUMULATED UNPAID VACATION AND PERSONAL LEAVE

Employees of the Authority are permitted to carry over year-end vacation and personal/sick leave balances at various rates under the Authority's policy.

PORTAGE AREA REGIONAL TRANSPORTATION AUTHORITY

Notes to the Basic Financial Statements

For the Year Ended December 31, 2008

I. GRANTS

Grants are recognized as nonoperating revenues in the accounting period in which they are earned and become measurable.

J. BUDGETARY ACCOUNTING CONTROL

The Authority's annual budget is prepared on the accrual basis of accounting as permitted by law. The Authority maintains control by not permitting total expenditures to exceed appropriations without approval of the Board.

K. USE OF ESTIMATES

The accounting and reporting policies of the Authority conform to accounting principles generally accepted in the United States of America (GAAP). The preparation of financial statements in conformity with GAAP requires management to make estimates and assumptions that affect the reported amounts of assets and liabilities and disclosure of contingent assets and liabilities at the date of the financial statements and the reported amounts of revenue and expenses during the reporting period. Actual results could differ from those estimates.

L. NET ASSETS

Equity is displayed in three components as follows:

Invested in Capital assets – This consists of capital assets, net of accumulated depreciation, less the outstanding balances of any bonds, notes, or other borrowings that are attributable to the acquisition, construction, or improvement of those assets.

Restricted – This consists of net assets that are legally restricted by outside parties or by law through constitutional provisions or enabling legislation. The Authority has restricted net assets for capital assets at December 31, 2008.

Unrestricted – This consists of net assets that do not meet the definition of “restricted” or “invested in capital assets”.

PORTAGE AREA REGIONAL TRANSPORTATION AUTHORITY
Notes to the Basic Financial Statements
For the Year Ended December 31, 2008

M. NONEXCHANGE TRANSACTIONS

Nonexchange transactions, in which the Authority receives value without directly giving equal value in return, primarily include grants for operating assistance as well as the acquisition of property, facilities and equipment. Substantially all of the Authority's grants are reimbursement-type grants, which are recorded as revenue in the period the related expenditures are incurred. Any grants received in advance of the period in which the related expenditures are incurred, are recorded as restricted assets and as unearned revenue.

N. CLASSIFICATION OF REVENUES

The Authority has classified its revenues as either operating or nonoperating. Operating revenue includes activities that have the characteristics of exchange transactions including passenger fares and contract services. Nonoperating revenue includes activities that have the characteristics of nonexchange transactions, such as sales tax proceeds and most federal, state, and local grants and contracts.

2. CASH AND INVESTMENTS

The investment and deposit of Authority monies are governed by the provisions of the Ohio Revised Code. In accordance with these statutes, only banks located in Ohio and domestic building and loan associations are eligible to hold public deposits. The statutes also permit the Authority to invest its monies in certificates of deposit, commercial paper, savings accounts, money market accounts, the State Treasurer's Asset Reserve investment pool (STAR Ohio) and obligations of the United States government or certain agencies thereof. The Authority may also enter into repurchase agreements with any eligible depository or any eligible dealer who is a member of the National Association of Securities Dealers for a period not exceeding thirty days. The Authority is prohibited from investing in any financial instrument, contract, or obligation whose value or return is based upon or linked to another asset or index, or both, separate from the financial instrument, contract, or obligation itself (commonly known as a derivative). The Authority is also prohibited from investing in reverse repurchase agreements.

PORTAGE AREA REGIONAL TRANSPORTATION AUTHORITY
Notes to the Basic Financial Statements
For the Year Ended December 31, 2008

2. CASH AND INVESTMENTS – (Continued)

Custodial Credit Risk is the risk that, in the event of a bank failure, the Authority's deposits may not be returned. Public depositories must give security for all public funds on deposit. These institutions may either specifically collateralize individual accounts in lieu of amounts insured by the Federal Deposit Insurance Corporation (FDIC), or may pledge a pool of government securities valued at least 105% of the total value of public monies on deposit at the institution. Repurchase agreements must be secured by the specific government securities upon which the repurchase agreements are based. These securities must be obligations of or guaranteed by the United States and must mature or be redeemable within five years of the date of the related repurchase agreement. The market value of the securities, subject to a repurchase agreement, must exceed the value of the principal by 2% and be marked to market daily.

Deposits: At fiscal year end, the carrying amount of the Authority's deposits (excluding change funds of \$500) was \$209,853 and the bank balance was \$308,422. Of the bank balance, \$100,000 was covered by federal depository insurance and \$208,422 was uninsured, but collateralized with securities held by the pledging financial institution's trust department or agent not in the Authority's name.

Investments: Interest Rate Risk- The Ohio Revised Code generally limits security purchases to those that mature within five years of the settlement date. It is the Authority's policy to evaluate market conditions, interest rate forecasts, and cash flow requirements to consider the term of an investment, with the goal being to buy where relative value exists along the maturity spectrum.

Credit Risk- The Authority invested in STAR Ohio, with a year ending balance of \$1,122,892. This is rated AAA by Moody's. STAR Ohio is an investment pool managed by the State Treasurer's Office which allows governments within the State to pool their funds for investment purposes. STAR Ohio is not registered with the SEC as an investment company, but does operate in a manner consistent with Rule 2a7 of the Investment Company Act of 1940. Investments in STAR Ohio are valued at STAR Ohio's share price, which is the price the investment could be sold for on December 31, 2008. The investment in STAR Ohio is a direct contractual relationship and the investments are not supported by a transferable instrument that evidences ownership or creditorship.

Concentration of Credit Risk- The Authority's investment policy is to be diversified in its holding of investments by avoiding concentrations of specific users. During the year, the Authority's investments were in STAR Ohio. These investments were secured within pledged collateral held and in the name of the pledging institution, in which the investments are held.

Interest revenue during fiscal year 2008 amounted to \$25,885.

PORTAGE AREA REGIONAL TRANSPORTATION AUTHORITY
Notes to the Basic Financial Statements
For the Year Ended December 31, 2008

3. DEFINED BENEFIT PENSION PLAN

The employees of the Authority are covered by the Ohio Public Employees Retirement System (OPERS). The State of Ohio accounts for the activities of the retirement system and the amounts of these funds are not reflected in the accompanying financial statements.

OPERS administers three separate pension plans; The Traditional Pension Plan (TD), the Member-Directed Plan (MD) and the Combined Plan (CP). The Traditional plan is a cost sharing, multiple-employer defined benefit plan. The Member-Directed Plan is a defined contribution plan in which the member invests both member and employer contributions (employer contributions vest over five years at 20% per year). Under the MD plan, members accumulate retirement assets equal to the value of member and (vested) employer contributions, plus any investment earnings. The Combined Plan is a cost sharing, multiple-employer defined pension plan. Under the CP, OPERS invests employer contributions to provide a formula retirement benefit similar in nature to the TP plan benefit. Member contributions, the investment of which is self-directed by the members, accumulate retirement assets in a manner similar to the MD plan. OPERS provides retirement and disability benefits, annual cost of living adjustments, and death benefits to plan members and beneficiaries. Authority to establish and amend benefits is provided by state statute per Chapter 145 of the Ohio Revised Code. OPERS issues a stand-alone financial report. Interested parties may obtain a copy by making a written request to 277 East Town Street, Columbus, Ohio 43215-4642, or by calling (614) 222-6701 or (800) 222-7377.

The Ohio Revised Code provides statutory authority for employee and employer contributions. The employee contribution rates are 10% of covered payroll for employees. For local government employer units the rate was 14% of covered payroll. The Authority's contributions for the years ending December 31, 2008, 2007, and 2006 were \$467,446, \$473,057, and \$303,266, respectively, equal to the required contributions for each year.

PORTAGE AREA REGIONAL TRANSPORTATION AUTHORITY
Notes to the Basic Financial Statements
For the Year Ended December 31, 2008

4. POSTEMPLOYMENT BENEFITS

The Ohio Public Employees Retirement System (OPERS) administers three separate pension plans: the Traditional Plan – a cost sharing, multiple-employer defined benefit pension plan; the Member-Directed Plan – a defined contribution plan; and the Combined Plan – a cost sharing, multiple employer defined benefit pension plan that has elements of both a defined benefit and defined contribution plan. OPERS provides retirement, disability, and survivor benefits as well as post-retirement health care coverage to qualifying members of both the Traditional Pension and the Combined Plans. Members of the Member Directed plan do not qualify for ancillary benefits, including post-employment health care coverage provides postretirement health care coverage to age and service retirees with ten or more years of qualifying Ohio service credit with either the traditional or combined plans. Health care coverage for disability recipients and primary survivor recipients is available. Members of the member-directed plan do not qualify for postretirement health care coverage. In order to qualify for post-retirement health care coverage, age-and-service retirees under the Traditional Pension and Combined Plans must have 10 or more years of qualifying Ohio service credit. Health care coverage for disability benefit recipients and qualified survivor benefit recipients is available. The health care coverage provided by OPERS is considered an Other Postemployment Benefit (OPB) as described in GASB Statement No. 12. A portion of each employer's contribution is set aside for the funding of postretirement health care based on authority granted by State statute. The 2008 employer contribution rate was 14 percent of covered payroll; 7.00 percent was the portion used to fund health care.

Benefits are advance-funded using the entry age normal actuarial cost method. Significant actuarial assumptions, based on OPERS's latest actuarial review performed as of December 31, 2007 (the latest information available), include a rate of return on investments of 8 percent, an annual increase in active employee total payroll of 4 percent compounded annually (assuming no change in the number of active employees), and an additional increase in total payroll of between .5 percent and 6.3 percent based on additional annual pay increases. Health care premiums were assumed to increase 4 percent annually.

All investments are carried at market value. For actuarial valuation purposes, a smoothed market approach is used. Assets are adjusted to reflect 25 percent of unrealized market appreciation or depreciation on investment assets annually.

Actual employer contributions for 2008 which were used to fund postemployment benefits were \$233,723. The actual contribution and the actuarial required contribution amounts are the same. OPERS's net assets available for the payment of benefits at December 31, 2007 (the latest information available), was \$12.8 billion. The actuarial accrued liability and the unfunded actuarial accrued liability were \$29.8 billion and \$17 billion, respectively. The number of active contributing participants in the traditional and combined plans was 363,503. The number of active contributing participants for both plans used in the December 31, 2007, actuarial valuation was 364,076.

PORTAGE AREA REGIONAL TRANSPORTATION AUTHORITY
Notes to the Basic Financial Statements
For the Year Ended December 31, 2008

4. POSTEMPLOYMENT BENEFITS – (Continued)

The Health Care Preservation Plan (HCPP) adopted by the OPERS Retirement Board on September 9, 2004, was effective January 1, 2007. In addition to the HCPP, OPERS has taken additional action to improve the solvency of the Health Care Fund in 2005 by creating a separate investment pool for health care assets. As an additional component of the HCPP, member and employer contribution rates increased as of January 1, 2008, which will allow additional funds to be allocated to the health care plan.

5. OTHER EMPLOYEE BENEFITS

Compensated Absences - Employees of the Authority earn vacation and sick leave at various rates under the Authority policy. In case of death, termination or retirement, an employee (or his estate) is paid for portions of these benefits. The Authority records a liability for vacation, holiday and sick hours earned but not used at year-end at the employee's current wage rate. The Authority's obligation for this amount at December 31, 2008 was \$138,206.

6. RISK MANAGEMENT

The Authority is a member of the Ohio Transit Risk Pool (OTRP), formerly the Ohio Transit Insurance Pool (OTIP), a self-insurance pool created under Chapter 2744 of the Ohio Revised Code. Under this plan, the Authority receives property and casualty loss coverage in exchange for premiums paid. OTRP self-insures the first \$250,000 of any qualified property loss and the first \$1,000,000 of any qualified casualty loss subject to a \$1,000 per loss deductible. Per occurrence, reinsurance coverage is maintained by OTRP equal to approximately \$200,000,000 for qualified property losses and \$7,500,000 for qualified casualty losses. Any underfunding of the plan's liabilities is shared pro-rata by the members based on pool contribution factors comprised of: population, full-time employees, vehicles, property values, budget, claims history times two and net operating expenses. The Authority continues to carry commercial insurance for all other risks of loss, including workers' compensation and employee health and accident insurance. Settled claims resulting from these risks have not exceeded commercial insurance coverage in any of the past three years. The Authority has the following insurance coverage: Comprehensive General Liability, Automobile Liability, Errors and Omissions, and Employee Benefits Liability. There has not been a reduction in coverage from the prior year and claims have not exceeded the coverage in any of the past three years. The Authority pays the State Worker's Compensation System a premium based on a rate per \$100 of salaries.

PORTAGE AREA REGIONAL TRANSPORTATION AUTHORITY
Notes to the Basic Financial Statements
For the Year Ended December 31, 2008

7. PROPERTY, FACILITIES AND EQUIPMENT

Capital asset activity for the year ended December 31, 2008 is as follows:

Description	Balance January 1, 2008	Additions	Deletions	Balance December 31, 2008
Capital assets not being depreciated:				
Land	\$ 160,000	-	-	\$ 160,000
Capital assets being depreciated:				
Building and building improvements	4,300,549	\$ 16,778	\$ (43,953)	4,273,374
Transportation equipment	6,986,270	1,385,666	(280,751)	8,091,185
Computers and software	796,116	350,525	(41,622)	1,105,019
Other equipment	449,971	-	(5,527)	444,444
Total capital assets being depreciated	12,532,906	1,752,969	(371,853)	13,914,022
Less accumulated depreciation:				
Building and building improvements	(1,580,993)	(111,017)	43,953	(1,648,057)
Transportation equipment	(3,107,972)	(753,864)	280,751	(3,581,085)
Computers and software	(392,905)	(135,454)	41,622	(486,737)
Other equipment	(222,118)	(44,337)	5,527	(260,928)
Total accumulated depreciation	(5,303,988)	(1,044,672)	371,853	(5,976,807)
Total capital assets being depreciated, net	7,228,918	708,297	-	7,937,215
Total capital asset, net	\$ 7,388,918	\$ 708,297	\$ -	\$ 8,097,215

The Authority reclassified certain assets from 2007 that it determined were more accurate classifications. No change in net assets was required.

PORTAGE AREA REGIONAL TRANSPORTATION AUTHORITY
Notes to the Basic Financial Statements
For the Year Ended December 31, 2008

8. CONTINGENCIES

The Authority received financial assistance from federal and state agencies in the form of grants. The disbursement of funds received under these grants requires compliance with terms and conditions specified in the grant agreements. These grants are subject to audit by the grantor agencies and disallowed claims resulting from these audits could become a liability of the Authority.

9. SUBSEQUENT EVENTS/PENDING LITIGATION

Management believes there are no pending claims or lawsuits.

Portage Area Regional Transit Authority

Schedule of Federal Awards Expenditures

For the Year Ended December 31, 2008

<u>Federal Grantor/Pass Through Grantor Program Title</u>	<u>Grant Number</u>	<u>CFDA Number</u>	<u>Program Expenditures</u>
<u>U.S. Department of Transportation</u>			
Passed Through The Ohio Department of Transportation:			
Federal Transit Administration			
Federal Transit Cluster			
Capital Investment Grants	OH-95-X003-00	20.500	\$ 504,000
	OH-90-X623-00	20.500	456,955
	OH-90-X495-03	20.500	278,103
	OH-57-X002-00	20.500	50,000
	OH-90-X636-00	20.500	114,532
	OH-90-X596-00	20.500	40,548
	OH-26-7249-00	20.500	<u>138,954</u>
Total Federal Financial Assistance			<u>\$ 1,583,092</u>

See accompanying Notes to the Schedule of Federal Awards Expenditures

Portage Area Regional Transportation Authority
Notes to the Schedule of Federal Awards Expenditures
For the Year Ended December 31, 2008

1. General

The accompanying schedule of federal awards expenditures is a summary of the activity of Portage Area Regional Transportation Authority's federal awards programs. The schedule has been prepared on the accrual basis of accounting.

Charles E. Harris & Associates, Inc.
Certified Public Accountants

Rockefeller Building
614 W Superior Ave Ste 1242
Cleveland OH 44113-1306
Office phone - (216) 575-1630
Fax - (216) 436-2411

**REPORT ON INTERNAL CONTROL OVER FINANCIAL REPORTING AND ON COMPLIANCE AND
OTHER MATTERS BASED ON AN AUDIT OF FINANCIAL STATEMENTS PERFORMED IN
ACCORDANCE WITH GOVERNMENT AUDITING STANDARDS**

Portage Area Regional Transportation Authority
2000 Summit Road
Kent, Ohio 44240

To the Board of Trustees:

We have audited the basic financial statements of the Portage Area Regional Transportation Authority, Ohio (the Authority) as of and for the year ended December 31, 2008, and have issued our report thereon dated May 18, 2009. We conducted our audit in accordance with auditing standards generally accepted in the United States of America and the standards applicable to financial audits contained in *Government Auditing Standards*, issued by the Comptroller General of the United States.

Internal Control Over Financial Reporting

In planning and performing our audit, we considered the Authority's internal control over financial reporting as a basis for designing our auditing procedures for the purpose of expressing our opinions on the financial statements, but not for the purpose of expressing an opinion on the effectiveness of the Authority's internal control over financial reporting. Accordingly, we do not express an opinion on the effectiveness of the Authority's internal control over financial reporting.

A control deficiency exists when the design or operation of a control does not allow management or employees, in the normal course of performing their assigned functions, to prevent or detect misstatements on a timely basis. A significant deficiency is a control deficiency, or combination of control deficiencies, that adversely affects the Authority's ability to initiate, authorize, record, process, or report financial data reliably in accordance with generally accepted accounting principles such that there is more than a remote likelihood that a misstatement of the Authority's financial statements that is more than inconsequential will not be prevented or detected by the Authority's internal control.

A material weakness is a significant deficiency, or combination of significant deficiencies, that results in more than a remote likelihood that a material misstatement of the financial statements will not be prevented or detected by the Authority's internal control.

Our consideration of internal control over financial reporting was for the limited purpose described in the first paragraph of this section and would not necessarily identify all deficiencies in internal control that might be significant deficiencies or material weaknesses. We did not identify any deficiencies in internal control over financial reporting that we consider to be material weaknesses, as defined above.

Compliance and Other Matters

As part of obtaining reasonable assurance about whether the Authority's financial statements are free of material misstatement, we performed tests of its compliance with certain provisions of laws, regulations, contracts, grants agreements and other matters, noncompliance with which could have a direct and material effect on the determination of financial statement amounts. However, providing an opinion on compliance with those provisions was not an objective of our audit and, accordingly, we do not express such an opinion. The results of our tests disclosed no instances of noncompliance that are required to be reported under *Government Auditing Standards*.

This report is intended for the information and use of the audit committee, management, the Board of Trustees, and federal awarding agencies and pass-through entities and is not intended to be and should not be used by anyone other than these specified parties.

Charles E. Harris & Associates, Inc.
May 18, 2009

**REPORT ON COMPLIANCE WITH REQUIREMENTS APPLICABLE TO
EACH MAJOR PROGRAM AND INTERNAL CONTROL OVER COMPLIANCE
IN ACCORDANCE WITH OMB CIRCULAR A-133**

Portage Area Regional Transportation Authority
2000 Summit Road
Kent, Ohio 44240

To the Board of Trustees:

Compliance

We have audited the compliance of the Portage Area Regional Transportation Authority, Ohio (the Authority) with the types of compliance requirements described in *U.S. Office of Management and Budget (OMB) Circular A-133 Compliance Supplement* that are applicable to its major federal program for the year ended December 31, 2008. The Authority's major federal program is identified in the summary of auditor's results section of the accompanying schedule of findings and questioned costs. Compliance with the requirements of laws, regulations, contracts and grants applicable to its major federal program is the responsibility of the Authority's management. Our responsibility is to express an opinion on the Authority's compliance based on our audit.

We conducted our audit of compliance in accordance with auditing standards generally accepted in the United States of America; the standards applicable to financial audits contained in *Government Auditing Standards*, issued by the Comptroller General of the United States; and OMB Circular A-133, *Audits of States, Local Governments, and Non-Profit Organizations*. Those standards and OMB Circular A-133 require that we plan and perform the audit to obtain reasonable assurance about whether noncompliance with the types of compliance requirements referred to above that could have a direct and material effect on a major federal program occurred. An audit includes examining, on a test basis, evidence about the Authority's compliance with those requirements and performing such other procedures as we considered necessary in the circumstances. We believe that our audit provides a reasonable basis for our opinion. Our audit does not provide a legal determination on the Authority's compliance with those requirements.

In our opinion, the Authority complied, in all material respects, with the requirements referred to above that are applicable to its major federal program for the year ended December 31, 2008.

Internal Control Over Compliance

The management of the Authority is responsible for establishing and maintaining effective internal control over compliance with requirements of laws, regulations, contracts and grants applicable to federal programs. In planning and performing our audit, we considered the Authority's internal control over compliance with requirements that could have a direct and material effect on a major federal program in order to determine our auditing procedures for the purpose of expressing our opinion on compliance, but not for the purpose of expressing an opinion on the effectiveness of the Authority's internal control over compliance.

A control deficiency in internal control over compliance exists when the design or operation of a control does not allow management or employees, when performing their assigned functions, to prevent or detect noncompliance with a federal program compliance requirement on a timely basis. A significant deficiency is a control deficiency, or a combination of control deficiencies, that adversely affects the Authority's ability to administer a federal program such that there is more than a remote likelihood that the Authority's internal control will not prevent or detect more-than-inconsequential noncompliance with a federal program compliance requirement.

A material weakness is a significant deficiency, or combination of significant deficiencies, that results in more than a remote likelihood that the Authority's internal control will not prevent or detect material noncompliance with a federal program's compliance requirements.

Our consideration of the internal control over compliance was for limited purpose described in the first paragraph of this section and would not necessarily identify all deficiencies in internal control that might be significant deficiencies or material weaknesses. We did not identify any deficiencies in internal control over compliance that we consider to be material weaknesses, as defined above.

This report is intended for the information of the audit committee, the Board, management and federal awarding agencies and pass-through entities, and is not intended to be and should not be used by anyone other than these specified parties.

Charles E. Harris & Associates, Inc.
May 18, 2009

**SCHEDULE OF FINDINGS AND QUESTIONED COSTS
OMB CIRCULAR A-133 SECTION .505**

**PORTAGE AREA REGIONAL TRANSPORTATION AUTHORITY
PORTAGE COUNTY
DECEMBER 31, 2008**

1. SUMMARY OF AUDITOR'S RESULTS

(d)(1)(i)	<i>Type of Financial Statement Opinion</i>	Unqualified
(d)(1)(ii)	<i>Were there any material control weaknesses reported at the financial statement level (GAGAS)?</i>	No
(d)(1)(ii)	<i>Were there any other significant deficiencies reported at the financial statement level (GAGAS)?</i>	No
(d)(1)(iii)	<i>Was there any reported material non-compliance at the financial statement level (GAGAS)?</i>	No
(d)(1)(iv)	<i>Were there any material internal control weaknesses reported for major federal programs?</i>	No
(d)(1)(iv)	<i>Were there any other significant deficiencies reported for major federal programs?</i>	No
(d)(1)(v)	<i>Type of Major Programs' Compliance Opinion</i>	Unqualified
(d)(1)(vi)	<i>Are there any reportable findings under Section .510</i>	No
(d)(1)(vii)	<i>Major Programs:</i>	Federal Transit Administration Cluster: Capital Investment Grant CFDA# 20.500
(d)(1)(viii)	<i>Dollar Threshold: Type A\B Programs</i>	Type A: > \$300,000 Type B: all others
(d)(1)(ix)	<i>Low Risk Auditee?</i>	Yes

SCHEDULE OF FINDINGS AND QUESTIONED COSTS - (continued)
OMB CIRCULAR A-133 SECTION .505

PORTAGE AREA REGIONAL TRANSPORTATION AUTHORITY
PORTAGE COUNTY
DECEMBER 31, 2008

**2. FINDINGS RELATED TO THE FINANCIAL STATEMENTS
REQUIRED TO BE REPORTED IN ACCORDANCE WITH GAGAS**

None.

3. FINDINGS AND QUESTIONED COSTS FOR FEDERAL AWARDS

None.

STATUS OF PRIOR AUDIT'S CITATIONS AND RECOMMENDATIONS

The prior audit report, as of December 31, 2007, reported no material citations or recommendations.



Mary Taylor, CPA
Auditor of State

PORTAGE AREA REGIONAL TRANSPORTATION AUTHORITY

PORTAGE COUNTY

CLERK'S CERTIFICATION

This is a true and correct copy of the report which is required to be filed in the Office of the Auditor of State pursuant to Section 117.26, Revised Code, and which is filed in Columbus, Ohio.

Susan Babbitt

CLERK OF THE BUREAU

**CERTIFIED
JULY 28, 2009**