

**CITY OF GREENVILLE  
DARKE COUNTY, OHIO**

***BASIC FINANCIAL STATEMENTS***  
**(Audited)**

For The Year Ended  
December 31, 2008

**NANCY MYERS, AUDITOR**





Mary Taylor, CPA  
Auditor of State

City Council  
City of Greenville  
100 Public Square  
Greenville, Ohio 45331

We have reviewed the *Independent Auditor's Report* of the City of Greenville, Darke County, prepared by Julian & Grube, Inc., for the audit period January 1, 2008 through December 31, 2008. Based upon this review, we have accepted these reports in lieu of the audit required by Section 117.11, Revised Code. The Auditor of State did not audit the accompanying financial statements and, accordingly, we are unable to express, and do not express an opinion on them.

Our review was made in reference to the applicable sections of legislative criteria, as reflected by the Ohio Constitution, and the Revised Code, policies, procedures and guidelines of the Auditor of State, regulations and grant requirements. The City of Greenville is responsible for compliance with these laws and regulations.

*Mary Taylor*

Mary Taylor, CPA  
Auditor of State

July 28, 2009

**This Page is Intentionally Left Blank.**

**CITY OF GREENVILLE  
DARKE COUNTY, OHIO**

BASIC FINANCIAL STATEMENTS  
FOR THE YEAR ENDED DECEMBER 31, 2008

TABLE OF CONTENTS

Independent Auditor’s Report .....	1 - 2
Management’s Discussion and Analysis .....	3 - 14
Basic Financial Statements:	
Government-Wide Financial Statements:	
Statement of Net Assets .....	15
Statement of Activities.....	16 - 17
Fund Financial Statements:	
Balance Sheet - Governmental Funds .....	18
Reconciliation of Total Governmental Fund Balances to Net Assets of Governmental Activities .....	19
Statement of Revenues, Expenditures and Changes in Fund Balances - Governmental Funds .....	20
Reconciliation of the Statement of Revenues, Expenditures and Changes in Fund Balances of Governmental Funds to the Statement of Activities.....	21
Statement of Revenues, Expenditures and Changes in Fund Balance - Budget and Actual (Non-GAAP Budgetary Basis) - General Fund.....	22
Clean Ohio Revitalization Fund.....	23
Statement of Net Assets - Proprietary Funds .....	24
Statement of Revenues, Expenses and Changes in Net Assets - Proprietary Funds .....	25
Statement of Cash Flows - Proprietary Funds.....	26
Notes to the Basic Financial Statements.....	27 - 57
Supplementary Data:	
Schedule of Expenditures of Federal Awards.....	58
Report on Internal Control Over Financial Reporting and on Compliance and Other Matters Based on an Audit of Financial Statements Performed in Accordance With <i>Government Auditing Standards</i> .....	59 - 60
Report on Compliance with Requirements Applicable to Its Major Program and Internal Control Over Compliance in Accordance with <i>OMB Circular A-133</i> .....	61 - 62
Schedule of Findings <i>OMB Circular A-133 § .505</i> .....	63

**This Page is Intentionally Left Blank.**



## **Julian & Grube, Inc.**

*Serving Ohio Local Governments*

333 County Line Rd. West, Westerville, OH 43082 Phone: 614.846.1899 Fax: 614.846.2799

### Independent Auditor's Report

Members of Council and Mayor  
City of Greenville  
100 Public Square, Rm. 200  
Greenville, Ohio 45331

We have audited the accompanying financial statements of the governmental activities, the business-type activities, each major fund, and the aggregate remaining fund information of the City of Greenville, Darke County, Ohio, as of and for the year ended December 31, 2008, which collectively comprise the City of Greenville's basic financial statements as listed in the table of contents. These financial statements are the responsibility of the City of Greenville's management. Our responsibility is to express opinions on these financial statements based on our audit.

We conducted our audit in accordance with auditing standards generally accepted in the United States of America and the standards applicable to financial audits contained in the Comptroller General of the United States' *Government Auditing Standards*. Those standards require that we plan and perform the audit to obtain reasonable assurance about whether the financial statements are free of material misstatement. An audit includes examining, on a test basis, evidence supporting the amounts and disclosures in the financial statements. An audit also includes assessing the accounting principles used and the significant estimates made by management, as well as evaluating the overall financial statement presentation. We believe that our audit provides a reasonable basis for our opinions.

In our opinion, the financial statements referred to above present fairly, in all material respects, the financial position of the governmental activities, the business-type activities, each major fund, and the aggregate remaining fund information of the City of Greenville, Darke County, Ohio, as of December 31, 2008, and the respective changes in financial position and cash flows, where applicable, thereof and the respective budgetary comparison for the general fund and major special revenue fund: Clean Ohio Revitalization for the year then ended in conformity with accounting principles generally accepted in the United States of America.

In accordance with *Government Auditing Standards*, we have also issued our report dated June 12, 2009, on our consideration of the City of Greenville's internal control over financial reporting and on our tests of its compliance with certain provisions of laws, regulations, contracts, and grant agreements and other matters. The purpose of that report is to describe the scope of our testing of internal control over financial reporting and compliance and the results of that testing, and not to provide an opinion on the internal control over financial reporting or on compliance. That report is an integral part of an audit performed in accordance with *Government Auditing Standards* and should be considered in assessing the results of our audit.

The management's discussion and analysis is not a required part of the basic financial statements but is supplementary information required by accounting principles generally accepted in the United States of America. We have applied certain limited procedures, which consisted principally of inquiries of management regarding the methods of measurement and presentation of the supplementary information. However, we did not audit the information and express no opinion on it.

Members of Council and Mayor  
City of Greenville  
Page Two

Our audit was conducted for the purpose of forming opinions on the financial statements that collectively comprise the City of Greenville's basic financial statements. The accompanying schedule of expenditures of federal awards is presented for purposes of additional analysis as required by U.S. Office of Management and Budget Circular A-133, *Audits of States, Local Governments, and Non-Profit Organizations*, and is not a required part of the basic financial statements of the City of Greenville. Such information has been subjected to the auditing procedures applied in the audit of the basic financial statements and, in our opinion, is fairly stated, in all material respects, in relation to the basic financial statements taken as a whole.



Julian & Grube, Inc.  
June 12, 2009



## CITY OF GREENVILLE, OHIO

### MANAGEMENT'S DISCUSSION AND ANALYSIS FOR THE YEAR ENDED DECEMBER 31, 2008

The management discussion and analysis of the City of Greenville's (the "City") financial performance provides an overall review of the City's financial activities for the year ended December 31, 2008. The intent of this discussion and analysis is to look at the City's financial performance as a whole; readers should also review the basic financial statements and the notes to the basic financial statements to enhance their understanding of the City's financial performance. As stated in Note 2 to the basic financial statements, the financial information contained in this report is presented in conformity with accounting principles generally accepted in the United States of America (GAAP). GAAP-basis financial information will differ from cash basis information as maintained by City during the year.

#### Financial Highlights

Key financial highlights for 2008 are as follows:

- The total net assets of the City decreased \$983,135. Net assets of governmental activities decreased \$2,735,446 or 12.05% from 2007 and net assets of business-type activities increased \$1,752,311 or 8.77% from 2007.
- General revenues accounted for \$8,876,095 of total governmental activities revenue. Program specific revenues accounted for \$2,146,238 or 19.47% of total governmental activities revenue.
- The City had \$13,231,475 in expenses related to governmental activities; \$2,146,238 of these expenses was offset by program specific charges for services, grants or contributions. The remaining expenses of the governmental activities of \$11,085,237 were partially offset by general revenues (primarily property taxes, income taxes and unrestricted grants and entitlements) of \$8,876,095.
- The City has two major governmental funds, the general fund and the Clean Ohio Revitalization fund. The general fund had revenues of \$8,833,913 in 2008. This represents a decrease of \$85,376 from 2007 revenues. The expenditures and other financing uses of the general fund, which totaled \$9,414,710 in 2008, increased \$1,143,321 from 2007. The net decrease in fund balance for the general fund was \$580,797 or 14.95%.
- The Clean Ohio Revitalization fund had revenues of \$852,462 in 2008. This represents a decrease of \$78,833 from 2007 revenues. The expenditures of the Clean Ohio Revitalization fund, which totaled \$1,713,820 in 2008 increased \$1,713,820 from 2007. The net decrease in fund balance for the Clean Ohio Revitalization fund was \$861,358 or 92.49%.
- Net assets for the business-type activities, which are made up of the water, sewer, special park, swimming pool, storm water, and parking enterprise funds, increased in 2008 by \$1,752,311.
- In the general fund, the actual revenues came in \$848,064 higher than they were in the final budget and actual expenditures were \$1,067,814 less than the amount in the final budget. These variances are the result of the City's conservative budgeting. Budgeted revenues increased \$374,952 from the original to the final budget due primarily to an increase in tax revenues. Budgeted expenditures increased \$772,931 from the original to the final budget.

## CITY OF GREENVILLE, OHIO

### MANAGEMENT'S DISCUSSION AND ANALYSIS FOR THE YEAR ENDED DECEMBER 31, 2008

#### **Using this Annual Financial Report**

This annual report consists of a series of financial statements and notes to these statements. These statements are organized so the reader can understand the City as a financial whole, an entire operating entity. The statements then proceed to provide an increasingly detailed look at specific financial activities.

The statement of net assets and statement of activities provide information about the activities of the City as a whole, presenting both an aggregate view of the City's finances and a longer-term view of those finances. Fund financial statements provide the next level of detail. For governmental funds, these statements tell how services were financed in the short-term as well as what remains for future spending. The fund financial statements also look at the City's most significant funds with all other nonmajor funds presented in total in one column.

#### **Reporting the City as a Whole**

##### *Statement of Net Assets and the Statement of Activities*

While this document contains a large number of funds used by the City to provide programs and activities, the view of the City as a whole looks at all financial transactions and asks the question, "How did we do financially during 2008?" The statement of net assets and the statement of activities answer this question. These statements include all assets, liabilities, revenues and expenses using the accrual basis of accounting similar to the accounting used by most private-sector companies. This basis of accounting will take into account all of the current year's revenues and expenses regardless of when cash is received or paid.

These two statements report the City's net *assets* and changes in those assets. This change in net assets is important because it tells the reader that, for the City as a whole, the financial position of the City has improved or diminished. The causes of this change may be the result of many factors, some financial, some not. Non-financial factors include the City's property tax base, current property tax laws in Ohio restricting revenue growth, facility conditions, required community programs and other factors.

In the statement of net assets and the statement of activities, the City is divided into two distinct kinds of activities:

**Governmental activities** - Most of the City's programs and services are reported here including police, fire, street maintenance, capital improvements and general administration. These services are funded primarily by property and income taxes and intergovernmental revenues including federal and state grants and other shared revenues.

**Business-Type activities** - These services are provided on a charge for goods or services basis to recover all or a significant portion of the expenses of the goods or services provided. The City's water, sewer, special park, swimming pool, storm water, and parking operations are reported here.

The government-wide statement of net assets and statement of activities can be found on pages 15-17 of this report.

#### **Reporting the City's Most Significant Funds**

##### *Fund Financial Statements*

A fund is a grouping of related accounts that is used to maintain control over resources that have been segregated for specific activities or objectives. The City, like other state and local governments, uses fund accounting to ensure and demonstrate compliance with finance-related legal requirements. All of the funds of the City can be divided into three categories: governmental funds, proprietary funds, and fiduciary funds.

## CITY OF GREENVILLE, OHIO

### MANAGEMENT'S DISCUSSION AND ANALYSIS FOR THE YEAR ENDED DECEMBER 31, 2008

Fund financial reports provide detailed information about the City's major funds. The City uses many funds to account for a multitude of financial transactions. However, these fund financial statements focus on the City's most significant funds. The analysis of the City's major governmental and proprietary funds begins on page 10.

#### ***Governmental Funds***

Governmental funds are used to account for essentially the same functions reported as governmental activities in the government-wide financial statements. However, unlike the government-wide financial statements, governmental fund financial statements focus on near-term inflows and outflows of spendable resources, as well as on balances of spendable resources available at the end of the year. Such information may be useful in evaluating a government's near-term financing requirements.

Because the focus of the governmental funds is narrower than that of the government-wide financial statements, it is useful to compare the information presented for governmental funds with similar information presented for governmental activities in the government-wide financial statements. By doing so, the readers may better understand the long-term impact of the government's near-term financing decisions. Both the governmental fund balance sheet and the governmental fund statement of revenues, expenditures, and changes in fund balances provide a reconciliation to facilitate this comparison between governmental funds and governmental activities.

The City maintains a multitude of individual governmental funds. The City has segregated these funds into major funds and nonmajor funds. The City's major governmental funds are the general fund and the Clean Ohio Revitalization fund. Information for major funds is presented separately in the governmental fund balance sheet and in the governmental statement of revenues, expenditures, and changes in fund balances. Data from the other governmental funds are combined into a single, aggregated presentation. The basic governmental fund financial statements (including budgetary statements) can be found on pages 18-23 of this report.

#### ***Proprietary Funds***

The City maintains two different types of proprietary funds. Enterprise funds are used to report the same functions presented as business-type activities in the government-wide financial statements. The City uses enterprise funds to account for its water, sewer, special park, swimming pool, storm water, and parking functions. The City's major enterprise funds are the water and sewer funds. Internal service funds are an accounting device used to accumulate and allocate costs internally among the City's various functions. The basic proprietary fund financial statements can be found on pages 24-26 of this report.

#### ***Fiduciary Funds***

Fiduciary funds are used to account for resources held for the benefit of parties outside the City. Fiduciary funds are not reflected in the government-wide financial statement because the resources of those funds are not available to support the City's own programs. The accounting used for fiduciary funds is much like that used for proprietary funds. The City has no fiduciary funds.

#### ***Notes to the Basic Financial Statements***

The notes provide additional information that is essential to a full understanding of the data provided in the government-wide and fund financial statements. These notes to the basic financial statements can be found on pages 27-57 of this report.

**CITY OF GREENVILLE, OHIO**

**MANAGEMENT'S DISCUSSION AND ANALYSIS  
FOR THE YEAR ENDED DECEMBER 31, 2008**

**Government-Wide Financial Analysis**

The table below provides a summary of the District's net assets at December 31, 2008 and December 31, 2007.

	<b>Net Assets</b>					
	Governmental Activities	Business-Type Activities	Governmental Activities	Business-Type Activities	2008	2007
	<u>2008</u>	<u>2008</u>	<u>2007</u>	<u>2007</u>	<u>Total</u>	<u>Total</u>
<u>Assets</u>						
Current and other assets	\$ 10,430,467	\$ 10,832,913	\$ 12,348,743	\$ 9,711,971	\$ 21,263,380	\$ 22,060,714
Capital assets, net	<u>16,241,044</u>	<u>13,095,003</u>	<u>17,081,458</u>	<u>12,595,815</u>	<u>29,336,047</u>	<u>29,677,273</u>
Total assets	<u>26,671,511</u>	<u>23,927,916</u>	<u>29,430,201</u>	<u>22,307,786</u>	<u>50,599,427</u>	<u>51,737,987</u>
<u>Liabilities</u>						
Current liabilities	2,248,246	208,344	2,043,644	176,591	2,456,590	2,220,235
Long-term liabilities	<u>4,450,140</u>	<u>1,995,484</u>	<u>4,677,986</u>	<u>2,159,418</u>	<u>6,445,624</u>	<u>6,837,404</u>
Total liabilities	<u>6,698,386</u>	<u>2,203,828</u>	<u>6,721,630</u>	<u>2,336,009</u>	<u>8,902,214</u>	<u>9,057,639</u>
<u>Net Assets</u>						
Invested in capital assets, net of related debt	12,477,280	11,200,003	13,045,700	10,530,815	23,677,283	23,576,515
Restricted	2,817,712	317,448	4,559,904	314,802	3,135,160	4,874,706
Unrestricted	<u>4,678,133</u>	<u>10,206,637</u>	<u>5,102,967</u>	<u>9,126,160</u>	<u>14,884,770</u>	<u>14,229,127</u>
Total net assets	<u>\$ 19,973,125</u>	<u>\$ 21,724,088</u>	<u>\$ 22,708,571</u>	<u>\$ 19,971,777</u>	<u>\$ 41,697,213</u>	<u>\$ 42,680,348</u>

Over time, net assets can serve as a useful indicator of a government's financial position. At December 31, 2008, the City's assets exceeded liabilities by \$41,697,213. At year-end, net assets were \$19,973,125 and \$21,724,088 for the governmental activities and the business-type activities, respectively.

Capital assets reported on the government-wide statements represent the largest portion of the City's net assets. At year-end, capital assets represented 57.98% of total assets. Capital assets include land, land improvements, buildings and improvements, equipment, vehicles and infrastructure. Capital assets, net of related debt to acquire the assets at December 31, 2008, were \$12,477,280 and \$11,200,003 in the governmental activities and business-type activities, respectively. These capital assets are used to provide services to citizens and are not available for future spending. Although the City's investment in capital assets is reported net of related debt, it should be noted that the resources to repay the debt must be provided from other sources, since capital assets may not be used to liquidate these liabilities.

As of December 31, 2008, the City is able to report positive balances in all three categories of net assets, both for the government as a whole, as well as for its separate governmental and business-type activities.

A portion of the City's governmental net assets, \$2,817,712, represents resources that are subject to external restriction on how they may be used. In the governmental activities, the remaining balance of unrestricted net assets of \$4,678,133 may be used to meet the government's ongoing obligations to citizens and creditors.

**CITY OF GREENVILLE, OHIO**

**MANAGEMENT'S DISCUSSION AND ANALYSIS  
FOR THE YEAR ENDED DECEMBER 31, 2008**

The following table shows the changes in net assets for years 2008 and 2007.

	<b>Change in Net Assets</b>					
	Governmental	Business-type	Governmental	Business-type	2008	2007
	Activities	Activities	Activities	Activities	Total	Total
	<u>2008</u>	<u>2008</u>	<u>2007</u>	<u>2007</u>	<u>Total</u>	<u>Total</u>
<b>Revenues</b>						
Program revenues:						
Charges for services	\$ 528,104	\$ 3,925,871	\$ 696,561	\$ 2,943,423	\$ 4,453,975	\$ 3,639,984
Operating grants and contributions	1,618,134	-	3,826,023	-	1,618,134	3,826,023
Capital grants and contributions	-	-	415,970	48,273	-	464,243
<b>Total program revenues</b>	<u>2,146,238</u>	<u>3,925,871</u>	<u>4,938,554</u>	<u>2,991,696</u>	<u>6,072,109</u>	<u>7,930,250</u>
General revenues:						
Property taxes	1,340,380	-	1,741,658	-	1,340,380	1,741,658
Income taxes	6,177,228	-	5,769,231	-	6,177,228	5,769,231
Unrestricted grants and entitlements	1,155,172	-	957,619	-	1,155,172	957,619
Payment in lieu of taxes	12,942	-	-	-	12,942	-
Investment earnings	115,810	244,206	273,651	473,791	360,016	747,442
Miscellaneous	74,563	6,722	148,034	1,473	81,285	149,507
<b>Total general revenues</b>	<u>8,876,095</u>	<u>250,928</u>	<u>8,890,193</u>	<u>475,264</u>	<u>9,127,023</u>	<u>9,365,457</u>
<b>Total revenues</b>	<u>11,022,333</u>	<u>4,176,799</u>	<u>13,828,747</u>	<u>3,466,960</u>	<u>15,199,132</u>	<u>17,295,707</u>
Expenses:						
General government	2,437,925	-	1,906,376	-	2,437,925	1,906,376
Security of persons and property	4,874,300	-	3,965,413	-	4,874,300	3,965,413
Public health and welfare	76,936	-	18,297	-	76,936	18,297
Transportation	2,996,623	-	3,079,336	-	2,996,623	3,079,336
Community environment	1,773,745	-	15,141	-	1,773,745	15,141
Leisure time activity	639,661	-	546,024	-	639,661	546,024
Utility services	257,883	-	279,168	-	257,883	279,168
Interest and fiscal charges	174,402	-	160,868	-	174,402	160,868
Water	-	1,662,493	-	1,364,885	1,662,493	1,364,885
Sewer	-	1,147,426	-	1,451,103	1,147,426	1,451,103
Special park	-	778	-	623	778	623
Storm water	-	35,420	-	-	35,420	-
Swimming pool	-	104,675	-	107,924	104,675	107,924
<b>Total expenses</b>	<u>13,231,475</u>	<u>2,950,792</u>	<u>9,970,623</u>	<u>2,924,535</u>	<u>16,182,267</u>	<u>12,895,158</u>
Change in net assets before transfers	(2,209,142)	1,226,007	3,858,124	542,425	(983,135)	4,400,549
Transfers	(526,304)	526,304	(24,000)	24,000	-	-
Change in net assets	(2,735,446)	1,752,311	3,834,124	566,425	(983,135)	4,400,549
Net assets at beginning of year	<u>22,708,571</u>	<u>19,971,777</u>	<u>18,874,447</u>	<u>19,405,352</u>	<u>42,680,348</u>	<u>38,279,799</u>
Net assets at end of year	<u>\$ 19,973,125</u>	<u>\$ 21,724,088</u>	<u>\$ 22,708,571</u>	<u>\$ 19,971,777</u>	<u>\$ 41,697,213</u>	<u>\$ 42,680,348</u>

## CITY OF GREENVILLE, OHIO

### MANAGEMENT'S DISCUSSION AND ANALYSIS FOR THE YEAR ENDED DECEMBER 31, 2008

#### Governmental Activities

Governmental activities net assets decreased \$2,735,446 in 2008. This decrease is a result of total governmental revenues decreasing from \$13,828,747 in 2007 to \$11,022,333 in 2008.

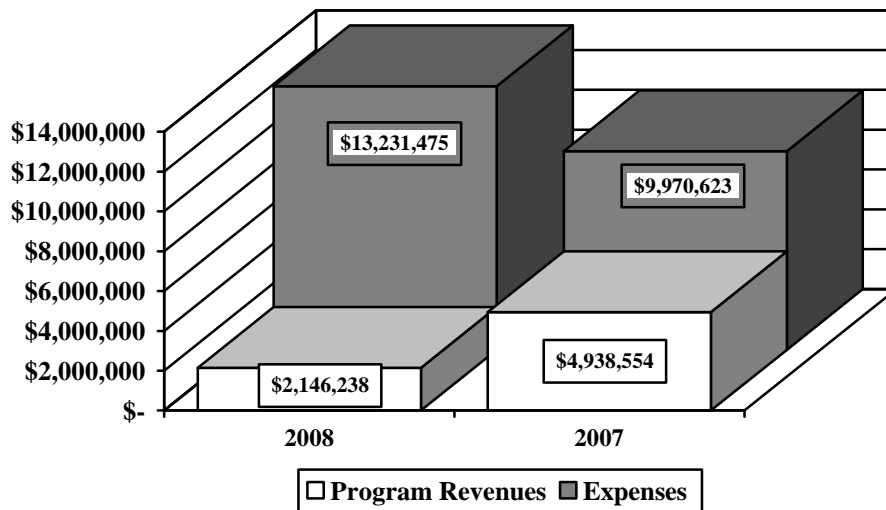
Security of persons and property, which primarily supports the operations of the police and fire departments accounted for \$4,874,300 of the total expenses of the City. These expenses were partially funded by \$142,747 in direct charges to users of the services and \$603 in operating grants. Transportation expenses totaled \$2,996,623. Transportation expenses were partially funded by \$165,974 in direct charges to users of the services and \$1,491,188 in operating grants.

The state and federal government contributed to the City a total of \$1,618,134 in operating grants and contributions. These revenues are restricted to a particular program or purpose. Of the total operating grants and contributions, \$1,491,188 subsidized transportation programs, \$603 subsidized security of persons and property programs, \$61,003 subsidized community environment programs, \$2,547 subsidized leisure time activity programs and \$62,793 subsidized general government programs during 2008.

General revenues totaled \$8,876,095, and amounted to 80.53% of total governmental revenues. These revenues primarily consist of property and income tax revenue of \$7,517,608. The other primary source of general revenues is grants and entitlements not restricted to specific programs, including local government and local government revenue assistance, making up \$1,155,172.

The statement of activities shows the cost of program services and the charges for services and grants offsetting those services. The following table shows, for governmental activities, the total cost of services and the net cost of services. That is, it identifies the cost of these services supported by tax revenue and unrestricted State grants and entitlements. As can be seen in the graph below, the City is highly dependent upon property and income taxes as well as unrestricted grants and entitlements to support its governmental activities.

**Governmental Activities – Program Revenues vs. Total Expenses**



**CITY OF GREENVILLE, OHIO**

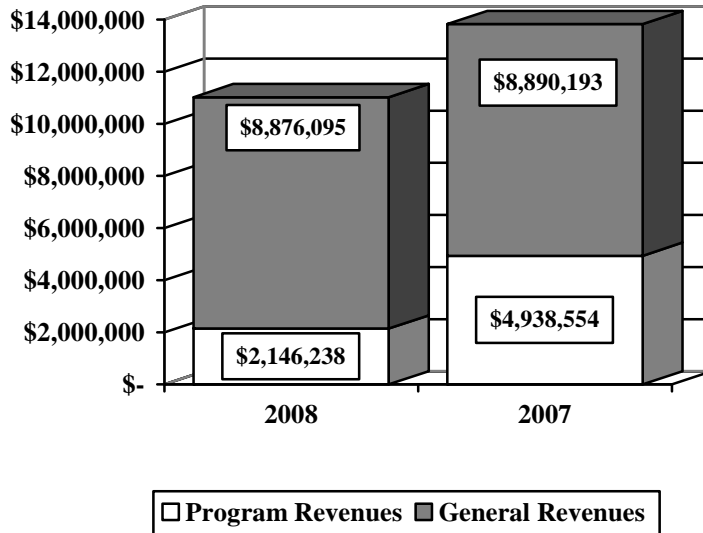
**MANAGEMENT'S DISCUSSION AND ANALYSIS  
FOR THE YEAR ENDED DECEMBER 31, 2008**

**Governmental Activities**

	2008		2007	
	Total Cost of Services	Net Cost of Services	Total Cost of Services	Net Cost of Services
Program Expenses:				
General government	\$ 2,437,925	\$ 2,251,012	\$ 1,906,376	\$ 1,734,604
Security of persons and property	4,874,300	4,730,950	3,965,413	3,690,791
Public health and welfare	76,936	76,936	18,297	18,193
Transportation	2,996,623	1,339,461	3,079,336	(1,190,629)
Community environment	1,773,745	1,700,769	15,141	(124,495)
Leisure time activity	639,661	553,824	546,024	463,569
Utility services	257,883	257,883	279,168	279,168
Interest and fiscal charges	174,402	174,402	160,868	160,868
<b>Total</b>	<b>\$ 13,231,475</b>	<b>\$ 11,085,237</b>	<b>\$ 9,970,623</b>	<b>\$ 5,032,069</b>

The dependence upon general revenues for governmental activities is apparent, with 83.78% of expenses supported through taxes and other general revenues.

**Governmental Activities – General and Program Revenues**




**CITY OF GREENVILLE, OHIO**

**MANAGEMENT'S DISCUSSION AND ANALYSIS  
FOR THE YEAR ENDED DECEMBER 31, 2008**

**Business-Type Activities**

Business-Type activities include the water, sewer, special park, swimming pool, storm water, and parking enterprise funds. These programs had program revenues of \$3,925,871, general revenues of \$250,928, transfers in of \$526,304 and expenses of \$2,950,792 for 2008. The graph below shows the business-type activities assets, liabilities and net assets at year-end.

**Net Assets in Business – Type Activities**



**Financial Analysis of the Government's Funds**

As noted earlier, the City uses fund accounting to ensure and demonstrate compliance with finance-related legal requirements.

**Governmental Funds**

The focus of the City's governmental funds is to provide information on near-term inflows, outflows, and balances of spendable resources. Such information is useful in assessing the City's financing requirements. In particular, unreserved fund balance may serve as a useful measure of the City's net resources available for spending at year-end.

The schedule below indicates the fund balances and the total change in fund balances as of December 31, 2008 for all major and nonmajor governmental funds.

	<u>Fund Balances 12/31/08</u>	<u>Fund Balances 12/31/07</u>	<u>Decrease</u>
Major funds:			
General	\$ 3,303,534	\$ 3,884,331	\$ (580,797)
Clean Ohio revitalization	69,937	931,295	(861,358)
Other nonmajor governmental funds	<u>2,331,823</u>	<u>2,526,777</u>	<u>(194,954)</u>
Total	<u>\$ 5,705,294</u>	<u>\$ 7,342,403</u>	<u>\$ (1,637,109)</u>



**CITY OF GREENVILLE, OHIO**

**MANAGEMENT'S DISCUSSION AND ANALYSIS  
FOR THE YEAR ENDED DECEMBER 31, 2008**

**General Fund**

The City's general fund balance decreased \$580,797. The table that follows assists in illustrating the revenues of the general fund.

	<u>2008</u> <u>Amount</u>	<u>2007</u> <u>Amount</u>	<u>Percentage</u> <u>Change</u>
<b><u>Revenues</u></b>			
Municipal income taxes	\$ 5,817,245	\$ 5,873,385	(0.96) %
Property and other taxes	1,357,245	1,400,311	(3.08) %
Charges for services	42,788	182,689	(76.58) %
Licenses and permits	116,210	101,367	14.64 %
Fines and forfeitures	137,934	127,424	8.25 %
Investment income	98,468	167,038	(41.05) %
Special assessments	7,033	4,716	49.13 %
Intergovernmental	1,129,075	884,706	27.62 %
Donations	38,067	40,753	(6.59) %
Other	<u>89,848</u>	<u>42,900</u>	109.44 %
<b>Total</b>	<b><u>\$ 8,833,913</u></b>	<b><u>\$ 8,825,289</u></b>	<b>0.10 %</b>

During 2008 the City increased total revenues by .10%. The 41.05% decrease in investment income was primarily due to the declining interest rates in 2008. The increase in intergovernmental revenue and decrease in property taxes is due to the phase out of tangible personal property taxes. The City is receiving additional State funding through 2010, which is recorded as intergovernmental revenue. The 8.25% increase in fines and forfeitures was caused by increased collections in municipal court fines.

The table that follows assists in illustrating the expenses of the general fund.

	<u>2008</u> <u>Amount</u>	<u>2007</u> <u>Amount</u>	<u>Percentage</u> <u>Change</u>
<b><u>Expenditures</u></b>			
General government	\$ 2,197,895	\$ 1,882,845	16.73 %
Security of persons and property	3,990,878	3,688,427	8.20 %
Public health and welfare	74,322	18,297	306.20 %
Transportation	150,898	280,247	(46.16) %
Community environment	2,038	993	105.24 %
Leisure time activity	578,178	575,466	0.47 %
Utility services	249,121	210,168	18.53 %
Capital outlay	570,882	477,996	19.43 %
Debt service	<u>97,867</u>	<u>86,105</u>	13.66 %
<b>Total</b>	<b><u>\$ 7,912,079</u></b>	<b><u>\$ 7,220,544</u></b>	<b>9.58 %</b>

The increase in general government and security of persons and property expenditures is primarily the result of an increase in wage and benefits costs. Debt service expenditures increased in the current year due to the City paying down their debt and an additional principal and interest payment from a fire truck lease purchase agreement that began in 2007. Transportation expenditures decreased primarily due to the purchase of new equipment during 2007. All other expenditures remained comparable to 2007.

## CITY OF GREENVILLE, OHIO

### MANAGEMENT'S DISCUSSION AND ANALYSIS FOR THE YEAR ENDED DECEMBER 31, 2008

#### ***Clean Ohio Revitalization***

The Clean Ohio Revitalization fund had revenues of \$852,462 in 2008. This represents a decrease of \$78,833 from 2007 revenues. The fund had expenditures of \$1,713,820. This represents an increase of \$1,713,820 from 2007 expenditures. The net decrease in fund balance for the Clean Ohio Revitalization fund was \$861,358 or 92.49%. At December 31, 2008 the Clean Ohio revitalization fund had outstanding advances payable to the general fund of \$442,000. These outstanding advances have been reflected on the fund financial statements for "interfund loans payable."

#### ***Budgeting Highlights - General Fund***

The City's budgeting process is prescribed by the Ohio Revised Code (ORC). Essentially the budget is the City's appropriations which are restricted by the amounts of anticipated revenues certified by the Budget Commission in accordance with the ORC. Therefore, the City's plans or desires cannot be totally reflected in the original budget. If budgeted revenues are adjusted due to actual activity then the appropriations can be adjusted accordingly.

Budgetary information is presented for the general fund and the major special revenue fund. In the general fund, the actual revenues came in \$848,064 higher than they were in the final budget and actual expenditures were \$1,067,814 less than the amount in the final budget. These variances are the result of the City's conservative budgeting. Budgeted revenues increased \$374,952 from the original to the final budget due primarily to an increase in tax revenues. Budgeted expenditures increased \$772,931 from the original to the final budget due primarily to an increase in the general government expenditures and the costs relating to security of persons and property.

#### ***Proprietary Funds***

The City's proprietary funds provide the same type of information found in the government-wide financial statements for business-type activities, except in more detail. The only difference between the amounts reported as business-type activities and the amounts reported in the proprietary fund statements are interfund eliminations between proprietary funds and internal balances due to governmental activities for internal service activities. The only interfund activity reported in the government wide statements are those between business-type activities and governmental activities (reported as internal balances and transfers) whereas interfund amounts between various enterprise funds are reported in the proprietary fund statements. Activity within the City's major enterprise funds are described below:

#### ***Water Fund***

The water fund, a major proprietary fund, had operating revenues of \$1,549,087 in 2008, an increase of \$183,347 or 13.42% from 2007 revenues. The water fund had operating expenses of \$1,663,776 in 2008, an increase of \$305,864 or 22.52% from 2007. The net change in operating expenses and revenues, contributed to the water fund balance decrease of \$63,279 or .61% from 2007 to 2008.

#### ***Sewer Fund***

The sewer fund, a major proprietary fund, had operating revenues of \$1,814,835 in 2008, an increase of \$300,429 or 19.84% from 2007 revenues. The sewer fund had operating expenses of \$1,056,187 in 2008, a decrease of \$144,801 or 12.06% from 2007. The net change in operating expenses and the increase in revenues contributed to the sewer fund balance increase of \$920,963 or 10.28% from 2007 to 2008.

**CITY OF GREENVILLE, OHIO**

MANAGEMENT'S DISCUSSION AND ANALYSIS  
FOR THE YEAR ENDED DECEMBER 31, 2008

**Capital Assets and Debt Administration**

*Capital Assets*

At the end of 2008, the City had \$29,336,047 (net of accumulated depreciation) invested in land, land improvements, buildings and improvements, equipment, vehicles, and infrastructure. Of this total, \$16,241,044 was reported in governmental activities and \$13,095,003 was reported in business-type activities. The following table shows December 31, 2008 balances compared to December 31, 2007:

**Capital Assets at December 31  
(Net of Depreciation)**

	<u>Governmental Activities</u>		<u>Business-Type Activities</u>		<u>Total</u>	
	<u>2008</u>	<u>2007</u>	<u>2008</u>	<u>2007</u>	<u>2008</u>	<u>2007</u>
Land	\$ 713,119	\$ 713,119	\$ 868,075	\$ 868,075	\$ 1,581,194	\$ 1,581,194
Land improvements	712,850	718,208	11,728	19,547	724,578	737,755
Buildings and improvements	3,489,767	3,546,082	4,802,626	4,877,723	8,292,393	8,423,805
Equipment	1,332,511	1,438,576	788,955	684,794	2,121,466	2,123,370
Vehicles	850,058	844,324	37,612	25,554	887,670	869,878
Infrastructure	<u>9,142,739</u>	<u>9,821,149</u>	<u>6,586,007</u>	<u>6,120,122</u>	<u>15,728,746</u>	<u>15,941,271</u>
Totals	<u>\$ 16,241,044</u>	<u>\$ 17,081,458</u>	<u>\$ 13,095,003</u>	<u>\$ 12,595,815</u>	<u>\$ 29,336,047</u>	<u>\$ 29,677,273</u>

The City's largest capital asset category is infrastructure which includes streets, bridges, storm sewer lines and water and sewer lines. These items are immovable and of value only to the City, however, the annual cost of purchasing these items is quite significant. The net book value of the City's infrastructure (cost less accumulated depreciation) represents approximately 56.29% and 50.29% of the City's total governmental and business-type capital assets, respectively.

See Note 9 to the basic financial statements for more detail on the City's capital assets.

*Debt Administration*

The City had the following long-term obligations in governmental activities outstanding at December 31, 2008 and 2007:

	<u>2008</u>	<u>2007</u>
General obligation bonds	\$ 2,100,000	\$ 2,295,000
Land acquisition bond	148,000	166,500
Rail project bonds	980,000	1,050,000
OPWC loan	295,153	318,765
Lease purchase agreements - fire station	314,400	330,300
Lease purchase agreements - 911 system	62,955	91,412
Lease purchase agreements - fire truck	<u>86,533</u>	<u>94,000</u>
Total long-term obligations	<u>\$ 3,987,041</u>	<u>\$ 4,345,977</u>

## CITY OF GREENVILLE, OHIO

### MANAGEMENT'S DISCUSSION AND ANALYSIS FOR THE YEAR ENDED DECEMBER 31, 2008

The City had the following long-term obligations in business-type activities outstanding at December 31, 2008 and 2007:

	<u>2008</u>	<u>2007</u>
Revenue bonds	\$ 1,895,000	\$ 2,065,000
Total long-term obligations	<u>\$ 1,895,000</u>	<u>\$ 2,065,000</u>

See Note 11 to the basic financial statements for more detail on the City's long-term debt obligations.

#### **Economic Conditions and Outlook**

The City, a statutory government, operates under the Council-Mayor form of government. The City is uniquely located in the center of Darke County and is 35 miles northwest of the I-70/I-75 interchange. Four state highways and two federal highways transect the community thus making the City an easily accessible community.

Greenville's downtown area continues to draw people from around the country for a unique shopping experience in such stores as KitchenAid Experience and a variety of other antique and gift shops. Tour buses unload in the downtown area throughout the year. The City has been awarded a Transportation Enhancement Program grant to further enhance the downtown "circle area". The project is anticipated to be completed in late summer of 2009. The Greenville Public Library has completed a 10,000 square foot addition and renovation. The original building and addition completes the campus-like atmosphere which is located one block from the downtown area. The City works with Main Street Greenville and the Darke County Visitors Bureau to continually enhance the downtown area.

The City is continually working on a diversified economic development base. During 2008 and 2009 the City has worked with a variety of companies to locate within the City. Tigereye Design, a promotion products company, specializing in campaign buttons and other promotional products, was recognized nationally throughout the presidential campaigns. Greenville also has facilities operated by Whirlpool, Greenville Technology, BASF, Honeywell, and Andersons Marathon Ethanol. Wayne Hospital, Darke County's only hospital, is currently in the construction process of a \$48 million expansion with the first phase to be completed in late 2009.

In an effort to promote more "green companies", the City of Greenville has been notified that LAH Development LLC has been awarded, by the State of Ohio, a fifty percent job creation tax credit for a six-year term in support of the company locating within the City of Greenville. LAH Development will make wind turbine equipment.

The City has worked with the property owner of the former Corning Glass Works to revitalize the facility under the Clean Ohio Revitalization grant. This project has been completed and the facility currently houses Hughes Supply and provides warehousing and other opportunities for several other local companies.

#### **Contacting the City's Financial Management**

This financial report is designed to provide our citizens, taxpayers, and investors and creditors with a general overview of the City's finances and to show the City's accountability for the money it receives. If you have questions about this report or need additional financial information contact Ms. Nancy Myers, Auditor, City of Greenville, 100 Public Square, Greenville, Ohio 45331

**BASIC  
FINANCIAL STATEMENTS**

**THIS PAGE IS INTENTIONALLY LEFT BLANK**

**CITY OF GREENVILLE, OHIO**

STATEMENT OF NET ASSETS  
DECEMBER 31, 2008

	<u>Governmental</u> <u>Activities</u>	<u>Business-Type</u> <u>Activities</u>	<u>Total</u>
<b>Assets:</b>			
Equity in pooled cash and cash equivalents. . . . .	\$ 6,447,121	\$ 9,567,573	\$ 16,014,694
Receivables (net of allowances for uncollectibles):			
Income taxes . . . . .	1,390,713	-	1,390,713
Real and other taxes . . . . .	1,173,659	-	1,173,659
Accounts . . . . .	107,201	704,055	811,256
Accrued interest . . . . .	16,782	38,121	54,903
Intergovernmental . . . . .	1,072,215	-	1,072,215
Internal balances . . . . .	(28,784)	28,784	-
Prepayments . . . . .	124,478	45,968	170,446
Materials and supplies inventory. . . . .	72,632	130,964	203,596
Unamortized bond issue costs . . . . .	54,450	-	54,450
Restricted assets:			
Cash with fiscal and escrow agent. . . . .	-	317,448	317,448
Capital assets:			
Land. . . . .	713,119	868,075	1,581,194
Depreciable capital assets, net. . . . .	15,527,925	12,226,928	27,754,853
Total capital assets. . . . .	<u>16,241,044</u>	<u>13,095,003</u>	<u>29,336,047</u>
Total assets. . . . .	<u>26,671,511</u>	<u>23,927,916</u>	<u>50,599,427</u>
<b>Liabilities:</b>			
Accounts payable. . . . .	397,484	128,432	525,916
Retainage payable . . . . .	70,002	-	70,002
Accrued wages and benefits . . . . .	308,096	56,853	364,949
Due to other governments . . . . .	47,426	-	47,426
Pension obligation payable. . . . .	217,895	15,874	233,769
Unearned revenue . . . . .	1,131,410	-	1,131,410
Accrued interest payable . . . . .	19,253	7,185	26,438
Claims payable. . . . .	56,680	-	56,680
Long-term liabilities:			
Due within one year . . . . .	429,820	184,298	614,118
Due in more than one year . . . . .	4,020,320	1,811,186	5,831,506
Total liabilities . . . . .	<u>6,698,386</u>	<u>2,203,828</u>	<u>8,902,214</u>
<b>Net assets:</b>			
Invested in capital assets, net of related debt . . . . .	12,477,280	11,200,003	23,677,283
Restricted for:			
Debt service . . . . .	523,924	317,448	841,372
Transportation projects. . . . .	1,411,294	-	1,411,294
Other purposes . . . . .	882,494	-	882,494
Unrestricted. . . . .	<u>4,678,133</u>	<u>10,206,637</u>	<u>14,884,770</u>
Total net assets . . . . .	<u>\$ 19,973,125</u>	<u>\$ 21,724,088</u>	<u>\$ 41,697,213</u>

SEE ACCOMPANYING NOTES TO THE BASIC FINANCIAL STATEMENTS

**CITY OF GREENVILLE, OHIO**

STATEMENT OF ACTIVITIES  
FOR THE YEAR ENDED DECEMBER 31, 2008

	<u>Program Revenues</u>		
	<u>Expenses</u>	<u>Charges for Services</u>	<u>Operating Grants and Contributions</u>
<b>Governmental Activities:</b>			
General government . . . . .	\$ 2,437,925	\$ 124,120	\$ 62,793
Security of persons and property. . . . .	4,874,300	142,747	603
Public health and welfare . . . . .	76,936	-	-
Transportation . . . . .	2,996,623	165,974	1,491,188
Community environment. . . . .	1,773,745	11,973	61,003
Leisure time activity. . . . .	639,661	83,290	2,547
Utility services . . . . .	257,883	-	-
Interest and fiscal charges. . . . .	174,402	-	-
<b>Total governmental activities . . . . .</b>	<b>13,231,475</b>	<b>528,104</b>	<b>1,618,134</b>
<b>Business-Type Activities:</b>			
Water . . . . .	1,662,493	1,543,782	-
Sewer . . . . .	1,147,426	1,813,626	-
Nonmajor:			
Parking . . . . .	-	1,527	-
Special park . . . . .	778	1,300	-
Storm Water . . . . .	35,420	506,522	-
Swimming pool . . . . .	104,675	59,114	-
<b>Total business-type activities . . . . .</b>	<b>2,950,792</b>	<b>3,925,871</b>	<b>-</b>
<b>Total primary government. . . . .</b>	<b>\$ 16,182,267</b>	<b>\$ 4,453,975</b>	<b>\$ 1,618,134</b>

**General Revenues:**

Property taxes levied for:	
General purposes. . . . .	
Police and Fire pension . . . . .	
Income taxes levied for:	
General purposes. . . . .	
Grants and entitlements not restricted to specific programs . . . . .	
Payment in lieu of taxes. . . . .	
Investment earnings . . . . .	
Miscellaneous . . . . .	
<b>Total general revenues . . . . .</b>	
Transfers . . . . .	
Change in net assets. . . . .	
<b>Net assets at beginning of year . . . . .</b>	
<b>Net assets at end of year . . . . .</b>	

SEE ACCOMPANYING NOTES TO THE BASIC FINANCIAL STATEMENTS



**Net (Expense) Revenue and Changes in Net Assets**

<b>Governmental Activities</b>	<b>Business-type Activities</b>	<b>Total</b>
\$ (2,251,012)	\$ -	\$ (2,251,012)
(4,730,950)	-	(4,730,950)
(76,936)	-	(76,936)
(1,339,461)	-	(1,339,461)
(1,700,769)	-	(1,700,769)
(553,824)	-	(553,824)
(257,883)	-	(257,883)
(174,402)	-	(174,402)
<u>(11,085,237)</u>	<u>-</u>	<u>(11,085,237)</u>
-	(118,711)	(118,711)
-	666,200	666,200
-	1,527	1,527
-	522	522
-	471,102	471,102
-	(45,561)	(45,561)
<u>-</u>	<u>975,079</u>	<u>975,079</u>
<u>(11,085,237)</u>	<u>975,079</u>	<u>(10,110,158)</u>
1,207,425	-	1,207,425
132,955	-	132,955
6,177,228	-	6,177,228
1,155,172	-	1,155,172
12,942	-	12,942
115,810	244,206	360,016
74,563	6,722	81,285
<u>8,876,095</u>	<u>250,928</u>	<u>9,127,023</u>
<u>(526,304)</u>	<u>526,304</u>	<u>-</u>
<u>(2,735,446)</u>	<u>1,752,311</u>	<u>(983,135)</u>
<u>22,708,571</u>	<u>19,971,777</u>	<u>42,680,348</u>
<u>\$ 19,973,125</u>	<u>\$ 21,724,088</u>	<u>\$ 41,697,213</u>

**CITY OF GREENVILLE, OHIO**

BALANCE SHEET  
GOVERNMENTAL FUNDS  
DECEMBER 31, 2008

	<u>General</u>	<u>Clean Ohio Revitalization</u>	<u>Other Governmental Funds</u>	<u>Total Governmental Funds</u>
<b>Assets:</b>				
Equity in pooled cash and cash equivalents . . . . .	\$ 2,298,880	\$ 581,939	\$ 2,376,399	\$ 5,257,218
Receivables (net of allowance for uncollectibles):				
Income taxes . . . . .	1,390,713	-	-	1,390,713
Real and other taxes . . . . .	1,027,987	-	145,672	1,173,659
Accounts . . . . .	102,465	-	3,320	105,785
Intergovernmental . . . . .	435,354	261,880	374,981	1,072,215
Accrued interest . . . . .	9,266	-	3,668	12,934
Interfund loans . . . . .	446,367	-	-	446,367
Prepayments . . . . .	110,885	-	13,593	124,478
Materials and supplies inventory . . . . .	9,674	-	62,958	72,632
Total assets . . . . .	<u>\$ 5,831,591</u>	<u>\$ 843,819</u>	<u>\$ 2,980,591</u>	<u>\$ 9,656,001</u>
<b>Liabilities:</b>				
Accounts payable . . . . .	\$ 318,033	\$ -	\$ 79,451	\$ 397,484
Retainage payable . . . . .	-	70,002	-	70,002
Accrued wages and benefits . . . . .	264,119	-	43,977	308,096
Interfund loans payable . . . . .	-	442,000	4,367	446,367
Due to other governments . . . . .	47,426	-	-	47,426
Pension obligation payable . . . . .	57,042	-	160,853	217,895
Deferred revenue . . . . .	850,927	261,880	219,220	1,332,027
Unearned revenue . . . . .	990,510	-	140,900	1,131,410
Total liabilities . . . . .	<u>2,528,057</u>	<u>773,882</u>	<u>648,768</u>	<u>3,950,707</u>
<b>Fund Balances:</b>				
Reserved for encumbrances . . . . .	147,097	292,080	15,916	455,093
Reserved for prepayments . . . . .	110,885	-	13,593	124,478
Reserved for materials and supplies inventory . . . . .	9,674	-	62,958	72,632
Reserved for debt service . . . . .	-	-	523,924	523,924
Unreserved, undesignated (deficit), reported in:				
General fund . . . . .	3,035,878	-	-	3,035,878
Special revenue funds . . . . .	-	(222,143)	1,696,179	1,474,036
Debt service fund . . . . .	-	-	19,253	19,253
Total fund balances . . . . .	<u>3,303,534</u>	<u>69,937</u>	<u>2,331,823</u>	<u>5,705,294</u>
Total liabilities and fund balances . . . . .	<u>\$ 5,831,591</u>	<u>\$ 843,819</u>	<u>\$ 2,980,591</u>	<u>\$ 9,656,001</u>

SEE ACCOMPANYING NOTES TO THE BASIC FINANCIAL STATEMENTS

**CITY OF GREENVILLE, OHIO**

RECONCILIATION OF TOTAL GOVERNMENTAL FUND BALANCES TO  
NET ASSETS OF GOVERNMENTAL ACTIVITIES  
DECEMBER 31, 2008

<b>Total governmental fund balances</b>		\$ 5,705,294
<i>Amounts reported for governmental activities on the statement of net assets are different because:</i>		
Capital assets used in governmental activities (excluding internal service funds capital assets) are not financial resources and therefore are not reported in the funds.		16,241,044
Other long-term assets are not available to pay for current period expenditures and therefore are deferred in the funds.		
Income taxes receivable	\$ 582,714	
Property taxes receivable	38,325	
Intergovernmental receivable	705,179	
Accrued interest receivable	5,809	
Total		1,332,027
Unamortized premiums/discounts on bond issuances are not recorded in the funds.		(3,389)
Unamortized deferred charges on refundings are not recorded in the funds.		78,666
Unamortized bond issuance costs are not recorded in the funds.		54,450
An internal service fund is used by management to charge the cost of the health insurance to individual funds. The assets and liabilities of the internal service fund are included in governmental activities on the statement of net assets. The net assets of the internal service fund, including an internal balance of (\$28,784), are:		1,109,703
Long-term liabilities are not due and payable in the current period and therefore are not reported in the funds. The long-term liabilities are as follows:		
Compensated absences	(448,376)	
Accrued interest payable	(19,253)	
Lease purchase agreements	(463,888)	
OPWC loan payable	(295,153)	
Land acquisition bonds	(148,000)	
General obligation bonds	(2,100,000)	
Rail project bonds	(980,000)	
Landfill postclosure costs	(90,000)	
Total		(4,544,670)
<b>Net assets of governmental activities</b>		<b>\$ 19,973,125</b>

SEE ACCOMPANYING NOTES TO THE BASIC FINANCIAL STATEMENTS

**CITY OF GREENVILLE, OHIO**

STATEMENT OF REVENUES, EXPENDITURES AND CHANGES IN FUND BALANCES  
GOVERNMENTAL FUNDS  
FOR THE YEAR ENDED DECEMBER 31, 2008

	<u>General</u>	<u>Clean Ohio Revitalization</u>	<u>Other Governmental Funds</u>	<u>Total Governmental Funds</u>
<b>Revenues:</b>				
Municipal income taxes . . . . .	\$ 5,817,245	\$ -	\$ -	\$ 5,817,245
Property and other taxes . . . . .	1,357,245	-	152,883	1,510,128
Charges for services . . . . .	42,788	-	165,974	208,762
Licenses and permits . . . . .	116,210	-	-	116,210
Fines and forfeitures . . . . .	137,934	-	4,813	142,747
Intergovernmental . . . . .	1,129,075	827,462	1,213,077	3,169,614
Special assessments . . . . .	7,033	-	31,832	38,865
Investment income . . . . .	98,468	-	-	98,468
Donations . . . . .	38,067	-	-	38,067
Payment in lieu of taxes . . . . .	-	-	12,942	12,942
Other . . . . .	89,848	25,000	374,778	489,626
Total revenues . . . . .	<u>8,833,913</u>	<u>852,462</u>	<u>1,956,299</u>	<u>11,642,674</u>
<b>Expenditures:</b>				
Current:				
General government . . . . .	2,197,895	-	12,942	2,210,837
Security of persons and property . . . . .	3,990,878	-	540,069	4,530,947
Public health and welfare . . . . .	74,322	-	-	74,322
Transportation . . . . .	150,898	-	1,906,470	2,057,368
Community environment . . . . .	2,038	1,713,820	-	1,715,858
Leisure time activity . . . . .	578,178	-	-	578,178
Utility services . . . . .	249,121	-	-	249,121
Capital outlay . . . . .	570,882	-	746,607	1,317,489
Debt service:				
Principal retirement . . . . .	65,479	-	293,457	358,936
Interest and fiscal charges . . . . .	32,388	-	130,339	162,727
Total expenditures . . . . .	<u>7,912,079</u>	<u>1,713,820</u>	<u>3,629,884</u>	<u>13,255,783</u>
Excess (deficiency) of revenues over (under) expenditures . . . . .	<u>921,834</u>	<u>(861,358)</u>	<u>(1,673,585)</u>	<u>(1,613,109)</u>
<b>Other financing sources (uses):</b>				
Transfers in . . . . .	-	-	1,882,962	1,882,962
Transfers out . . . . .	(1,502,631)	-	(404,331)	(1,906,962)
Total other financing sources (uses) . . . . .	<u>(1,502,631)</u>	<u>-</u>	<u>1,478,631</u>	<u>(24,000)</u>
Net change in fund balances . . . . .	(580,797)	(861,358)	(194,954)	(1,637,109)
<b>Fund balances at beginning of year . . . . .</b>	<u>3,884,331</u>	<u>931,295</u>	<u>2,526,777</u>	<u>7,342,403</u>
<b>Fund balances at end of year . . . . .</b>	<u>\$ 3,303,534</u>	<u>\$ 69,937</u>	<u>\$ 2,331,823</u>	<u>\$ 5,705,294</u>

SEE ACCOMPANYING NOTES TO THE BASIC FINANCIAL STATEMENTS

**CITY OF GREENVILLE, OHIO**

**RECONCILIATION OF THE STATEMENT OF REVENUES, EXPENDITURES, AND CHANGES  
IN FUND BALANCES OF GOVERNMENTAL FUNDS TO THE STATEMENT OF ACTIVITIES  
FOR THE YEAR ENDED DECEMBER 31, 2008**

**Net change in fund balances - total governmental funds** \$ (1,637,109)

*Amounts reported for governmental activities in the statement of activities are different because:*

Government funds report capital outlays as expenditures. However, in the statement of activities, the cost of those assets is allocated over their estimated useful lives as depreciation expense. This is the amount by which depreciation expense exceeded capital outlays in the current period.

Capital outlays	\$ 729,985	
Depreciation expense	<u>(1,214,357)</u>	
Total		(484,372)

The effect of various miscellaneous transactions involving capital assets is to decrease net assets:

Disposals	(42,167)	
Transfer of assets to business-type activities	<u>(313,875)</u>	
Total		(356,042)

Revenues in the statement of activities that do not provide current financial resources are not reported as revenues in the funds.

Municipal income taxes	359,983	
Property taxes	(169,748)	
Intergovernmental revenues	(823,379)	
Investment income	<u>(9,732)</u>	
Total		(642,876)

In the statement of activities, interest is accrued on outstanding bonds, whereas in governmental funds, an interest expenditure is reported when due. The following items resulted in more interest being reported in the statement of activities:

Decrease in accrued interest payable	2,317	
Amortization of bond discounts/premiums	487	
Amortization of deferred charges on refundings	(8,823)	
Amortization of bond issue costs	<u>(5,656)</u>	
Total		(11,675)

Repayment of bonds, lease purchase agreements and loans are expenditures in the governmental funds, but the repayments reduce long-term liabilities on the statement of net assets. Principal payments during the year were:

General obligation bonds	195,000	
Land acquisition bonds	18,500	
Rail project bonds	70,000	
OPWC loans	23,612	
Lease purchase agreements	<u>51,824</u>	
Total		358,936

Some expenses reported in the statement of activities, do not require the use of current financial resources and therefore are not reported as expenditures in governmental funds.

Compensated absences	(32,754)	
Landfill postclosure costs	<u>(90,000)</u>	
Total		(122,754)

An internal service fund is used by management to charge the costs of self-insurance to individual funds is not reported in the government-wide statement of activities. Governmental fund expenditures and the related internal service fund revenues are eliminated. The net revenue (expense) of the internal service fund, including internal balance activity, is allocated among the governmental activities.

	<u>160,446</u>	
<b>Change in net assets of governmental activities</b>		<u><u>\$ (2,735,446)</u></u>

SEE ACCOMPANYING NOTES TO THE BASIC FINANCIAL STATEMENTS

**CITY OF GREENVILLE, OHIO**

STATEMENT OF REVENUES, EXPENDITURES, AND CHANGES IN  
 FUND BALANCE - BUDGET AND ACTUAL (NON-GAAP BUDGETARY BASIS)  
 GENERAL FUND  
 FOR THE YEAR ENDED DECEMBER 31, 2008

	Budgeted Amounts		Actual	Variance with Final Budget Positive (Negative)
	Original	Final		
<b>Revenues:</b>				
Municipal income taxes . . . . .	\$ 5,037,119	\$ 5,284,700	\$ 5,844,676	\$ 559,976
Property and other taxes . . . . .	1,170,291	1,227,813	1,357,914	130,101
Charges for services . . . . .	30,267	31,755	35,120	3,365
Licenses and permits . . . . .	91,531	96,030	106,205	10,175
Fines and forfeitures . . . . .	121,334	127,297	140,786	13,489
Intergovernmental . . . . .	958,903	1,006,034	1,112,635	106,601
Special assessments . . . . .	6,061	6,359	7,033	674
Investment income . . . . .	92,640	97,193	107,492	10,299
Donations . . . . .	32,807	34,420	38,067	3,647
Other . . . . .	87,584	91,888	101,625	9,737
Total revenues . . . . .	<u>7,628,537</u>	<u>8,003,489</u>	<u>8,851,553</u>	<u>848,064</u>
<b>Expenditures:</b>				
Current:				
General government . . . . .	2,226,821	2,401,826	2,160,055	241,771
Security of persons and property . . . . .	4,181,110	4,509,701	4,055,749	453,952
Public health and welfare . . . . .	79,657	85,918	77,269	8,649
Transportation . . . . .	186,831	201,514	181,229	20,285
Community environment . . . . .	2,184	2,356	2,119	237
Leisure time activity . . . . .	624,545	673,627	605,819	67,808
Utility services . . . . .	266,732	287,695	258,735	28,960
Capital outlay . . . . .	612,719	660,872	594,348	66,524
Debt service:				
Principal retirement . . . . .	67,503	72,808	65,479	7,329
Interest and fiscal charges . . . . .	33,390	36,012	32,388	3,624
Total expenditures . . . . .	<u>8,281,492</u>	<u>8,932,329</u>	<u>8,033,190</u>	<u>899,139</u>
Excess (deficiency) of revenues over (under) expenditures . . . . .	<u>(652,955)</u>	<u>(928,840)</u>	<u>818,363</u>	<u>1,747,203</u>
<b>Other financing uses:</b>				
Transfers out . . . . .	(1,549,077)	(1,670,817)	(1,502,631)	168,186
Advances out . . . . .	(4,502)	(4,856)	(4,367)	489
Total other financing uses . . . . .	<u>(1,553,579)</u>	<u>(1,675,673)</u>	<u>(1,506,998)</u>	<u>168,675</u>
Net change in fund balance . . . . .	(2,206,534)	(2,604,513)	(688,635)	1,915,878
<b>Fund balance at beginning of year . . . . .</b>	2,392,697	2,392,697	2,392,697	-
<b>Prior year encumbrances appropriated . . . . .</b>	<u>288,466</u>	<u>288,466</u>	<u>288,466</u>	<u>-</u>
<b>Fund balance at end of year . . . . .</b>	<u>\$ 474,629</u>	<u>\$ 76,650</u>	<u>\$ 1,992,528</u>	<u>\$ 1,915,878</u>

SEE ACCOMPANYING NOTES TO THE BASIC FINANCIAL STATEMENTS

**CITY OF GREENVILLE, OHIO**

STATEMENT OF REVENUES, EXPENDITURES, AND CHANGES IN  
 FUND BALANCE - BUDGET AND ACTUAL (NON-GAAP BUDGETARY BASIS)  
 CLEAN OHIO REVITALIZATION FUND  
 FOR THE YEAR ENDED DECEMBER 31, 2008

	<u>Budgeted Amounts</u>		<u>Actual</u>	<b>Variance with Final Budget Positive (Negative)</b>
	<u>Original</u>	<u>Final</u>		
<b>Revenues:</b>				
Intergovernmental . . . . .	\$ 1,908,766	\$ 1,937,162	\$ 1,758,757	\$ (178,405)
Other . . . . .	27,132	27,536	25,000	(2,536)
Total revenues. . . . .	<u>1,935,898</u>	<u>1,964,698</u>	<u>1,783,757</u>	<u>(180,941)</u>
<b>Expenditures:</b>				
Current:				
Community environment . . . . .	<u>1,935,898</u>	<u>1,964,698</u>	<u>1,935,898</u>	<u>28,800</u>
Total expenditures . . . . .	<u>1,935,898</u>	<u>1,964,698</u>	<u>1,935,898</u>	<u>28,800</u>
Net change in fund balance . . . . .	-	-	(152,141)	(152,141)
<b>Fund balance (deficit) at beginning of year. . . .</b>	(1,493,898)	(1,493,898)	(1,493,898)	-
<b>Prior year encumbrances appropriated . . . . .</b>	<u>1,935,898</u>	<u>1,935,898</u>	<u>1,935,898</u>	-
<b>Fund balance at end of year . . . . .</b>	<u>\$ 442,000</u>	<u>\$ 442,000</u>	<u>\$ 289,859</u>	<u>\$ (152,141)</u>

SEE ACCOMPANYING NOTES TO THE BASIC FINANCIAL STATEMENTS

CITY OF GREENVILLE, OHIO

STATEMENT OF NET ASSETS  
 PROPRIETARY FUNDS  
 DECEMBER 31, 2008

	Business-type Activities -Enterprise Funds				Governmental Activities - Internal Service Fund
	Water	Sewer	Other Enterprise	Total	
<b>Assets:</b>					
Current assets:					
Equity in pooled cash and cash equivalents . . . .	\$ 1,942,246	\$ 7,220,067	\$ 405,260	\$ 9,567,573	\$ 1,189,903
Receivables (net of allowance for uncollectibles):					
Accounts . . . . .	267,393	319,998	116,664	704,055	1,416
Accrued interest. . . . .	7,963	30,158	-	38,121	3,848
Prepayments. . . . .	30,424	13,951	1,593	45,968	-
Materials and supplies inventory . . . . .	78,686	52,278	-	130,964	-
Restricted assets:					
Cash with fiscal and escrow agent . . . . .	-	317,448	-	317,448	-
Total current assets. . . . .	<u>2,326,712</u>	<u>7,953,900</u>	<u>523,517</u>	<u>10,804,129</u>	<u>1,195,167</u>
Noncurrent assets:					
Capital assets:					
Land . . . . .	291,262	50,700	526,113	868,075	-
Depreciable capital assets, net . . . . .	7,849,291	3,897,710	479,927	12,226,928	-
Total capital assets . . . . .	<u>8,140,553</u>	<u>3,948,410</u>	<u>1,006,040</u>	<u>13,095,003</u>	<u>-</u>
Total assets . . . . .	<u>10,467,265</u>	<u>11,902,310</u>	<u>1,529,557</u>	<u>23,899,132</u>	<u>1,195,167</u>
<b>Liabilities:</b>					
Current liabilities:					
Accounts payable. . . . .	57,821	70,449	162	128,432	-
Accrued wages and benefits . . . . .	35,159	19,702	1,992	56,853	-
Compensated absences . . . . .	5,958	3,340	-	9,298	-
Pension obligation payable. . . . .	9,893	5,536	445	15,874	-
Claims payable . . . . .	-	-	-	-	56,680
Current portion of revenue bonds . . . . .	-	175,000	-	175,000	-
Accrued interest payable. . . . .	-	7,185	-	7,185	-
Total current liabilities . . . . .	<u>108,831</u>	<u>281,212</u>	<u>2,599</u>	<u>392,642</u>	<u>56,680</u>
Long-term liabilities:					
Revenue bonds . . . . .	-	1,720,000	-	1,720,000	-
Compensated absences . . . . .	62,449	24,397	4,340	91,186	-
Total long-term liabilities . . . . .	<u>62,449</u>	<u>1,744,397</u>	<u>4,340</u>	<u>1,811,186</u>	<u>-</u>
Total liabilities . . . . .	<u>171,280</u>	<u>2,025,609</u>	<u>6,939</u>	<u>2,203,828</u>	<u>56,680</u>
<b>Net assets:</b>					
Invested in capital assets, net of related debt. . . .	8,140,553	2,053,410	1,006,040	11,200,003	-
Unrestricted . . . . .	2,155,432	7,823,291	516,578	10,495,301	1,138,487
Total net assets . . . . .	<u>\$ 10,295,985</u>	<u>\$ 9,876,701</u>	<u>\$ 1,522,618</u>	<u>21,695,304</u>	<u>\$ 1,138,487</u>
Adjustment to reflect the consolidation of the internal service fund activities related to enterprise funds.				<u>28,784</u>	
Net assets of business-type activities				<u>\$ 21,724,088</u>	

SEE ACCOMPANYING NOTES TO THE BASIC FINANCIAL STATEMENTS



**CITY OF GREENVILLE, OHIO**

STATEMENT OF REVENUES, EXPENSES AND  
CHANGES IN NET ASSETS  
PROPRIETARY FUNDS  
FOR THE YEAR ENDED DECEMBER 31, 2008

	<b>Business-type Activities - Enterprise Funds</b>				<b>Governmental</b>
	<b>Water</b>	<b>Sewer</b>	<b>Other Enterprise</b>	<b>Total</b>	<b>Activities - Internal Service Fund</b>
<b>Operating revenues:</b>					
Charges for services . . . . .	\$ 1,522,482	\$ 1,784,226	\$ 568,463	\$ 3,875,171	\$ 897,915
Tap-in fees . . . . .	21,300	29,400	-	50,700	-
Other . . . . .	5,305	1,209	208	6,722	4,869
<b>Total operating revenues . . . . .</b>	<b>1,549,087</b>	<b>1,814,835</b>	<b>568,671</b>	<b>3,932,593</b>	<b>902,784</b>
<b>Operating expenses:</b>					
Personal services . . . . .	750,372	431,573	68,967	1,250,912	-
Contract services . . . . .	280,761	206,845	16,598	504,204	-
Materials and supplies . . . . .	336,330	11,956	21,702	369,988	-
Utilities . . . . .	-	150,923	6,458	157,381	-
Depreciation . . . . .	296,313	254,890	27,926	579,129	-
Claims . . . . .	-	-	-	-	762,549
<b>Total operating expenses . . . . .</b>	<b>1,663,776</b>	<b>1,056,187</b>	<b>141,651</b>	<b>2,861,614</b>	<b>762,549</b>
<b>Operating income (loss) . . . . .</b>	<b>(114,689)</b>	<b>758,648</b>	<b>427,020</b>	<b>1,070,979</b>	<b>140,235</b>
<b>Nonoperating revenues (expenses):</b>					
Interest revenue . . . . .	51,410	192,796	-	244,206	22,535
Interest expense and fiscal charges . . . . .	-	(91,502)	-	(91,502)	-
<b>Total nonoperating revenues (expenses) . . . . .</b>	<b>51,410</b>	<b>101,294</b>	<b>-</b>	<b>152,704</b>	<b>22,535</b>
<b>Income (loss) before transfers and contributions . . . . .</b>	<b>(63,279)</b>	<b>859,942</b>	<b>427,020</b>	<b>1,223,683</b>	<b>162,770</b>
Capital contributions . . . . .	-	61,021	441,283	502,304	-
Transfers in . . . . .	-	-	24,000	24,000	-
<b>Changes in net assets . . . . .</b>	<b>(63,279)</b>	<b>920,963</b>	<b>892,303</b>	<b>1,749,987</b>	<b>162,770</b>
<b>Net assets at beginning of year . . . . .</b>	<b>10,359,264</b>	<b>8,955,738</b>	<b>630,315</b>		<b>975,717</b>
<b>Net assets at end of year . . . . .</b>	<b>\$ 10,295,985</b>	<b>\$ 9,876,701</b>	<b>\$ 1,522,618</b>		<b>\$ 1,138,487</b>
Adjustment to reflect the consolidation of the internal service fund activities related to enterprise funds.				2,324	
Changes in net assets of business-type activities				<u>\$ 1,752,311</u>	

SEE ACCOMPANYING NOTES TO THE BASIC FINANCIAL STATEMENTS

**CITY OF GREENVILLE, OHIO**

STATEMENT OF CASH FLOWS  
 PROPRIETARY FUNDS  
 FOR THE YEAR ENDED DECEMBER 31, 2008

	<b>Business-type Activities - Enterprise Funds</b>				<b>Governmental</b>
	<b>Water</b>	<b>Sewer</b>	<b>Enterprise</b>	<b>Total</b>	<b>Activities - Internal Service Fund</b>
<b>Cash flows from operating activities:</b>					
Cash received from customers . . . . .	\$ 1,515,642	\$ 1,762,218	\$ 451,826	\$ 3,729,686	\$ 908,634
Cash received from tap-in fees . . . . .	21,300	29,400	-	50,700	-
Cash received from other operations . . . . .	5,305	1,209	208	6,722	4,996
Cash payments for personal services . . . . .	(747,906)	(426,675)	(62,728)	(1,237,309)	-
Cash payments for contract services . . . . .	(285,389)	(169,152)	(17,331)	(471,872)	-
Cash payments for materials and supplies . . . . .	(359,577)	(24,402)	(21,183)	(405,162)	-
Cash payments for utilities . . . . .	-	(150,923)	(6,458)	(157,381)	-
Cash payments for claims . . . . .	-	-	-	-	(758,354)
Net cash provided by operating activities.	<u>149,375</u>	<u>1,021,675</u>	<u>344,334</u>	<u>1,515,384</u>	<u>155,276</u>
<b>Cash flows from noncapital financing activities:</b>					
Cash received from transfers in . . . . .	-	-	24,000	24,000	-
Net cash provided by noncapital financing activities . . . . .	-	-	24,000	24,000	-
<b>Cash flows from capital and related financing activities:</b>					
Acquisition of capital assets . . . . .	(227,563)	(327,070)	(21,380)	(576,013)	-
Principal retirement on revenue bonds . . . . .	-	(170,000)	-	(170,000)	-
Interest and fiscal charges . . . . .	-	(92,054)	-	(92,054)	-
Net cash used in capital and related financing activities . . . . .	<u>(227,563)</u>	<u>(589,124)</u>	<u>(21,380)</u>	<u>(838,067)</u>	<u>-</u>
<b>Cash flows from investing activities:</b>					
Interest received . . . . .	62,425	227,079	-	289,504	25,154
Net cash provided by investing activities . . . . .	<u>62,425</u>	<u>227,079</u>	<u>-</u>	<u>289,504</u>	<u>25,154</u>
Net increase (decrease) in cash and cash equivalents . . . . .	(15,763)	659,630	346,954	990,821	180,430
<b>Cash and cash equivalents at beginning of year . . . . .</b>	<u>1,958,009</u>	<u>6,877,885</u>	<u>58,306</u>	<u>8,894,200</u>	<u>1,009,473</u>
<b>Cash and cash equivalents at end of year . . . . .</b>	<u>\$ 1,942,246</u>	<u>\$ 7,537,515</u>	<u>\$ 405,260</u>	<u>\$ 9,885,021</u>	<u>\$ 1,189,903</u>
<b>Reconciliation of operating income (loss) to net cash provided by operating activities:</b>					
Operating income (loss) . . . . .	\$ (114,689)	\$ 758,648	\$ 427,020	\$ 1,070,979	\$ 140,235
Adjustments:					
Depreciation . . . . .	296,313	254,890	27,926	579,129	-
Changes in assets and liabilities:					
Increase in materials and supplies inventory . . . . .	(9,603)	(10,100)	-	(19,703)	-
(Increase) decrease in accounts receivable . . . . .	(6,840)	(22,008)	(116,637)	(145,485)	10,846
(Increase) decrease in prepayments . . . . .	(4,325)	(3,939)	357	(7,907)	-
Increase (decrease) in accounts payable . . . . .	(13,810)	39,260	(571)	24,879	-
Increase in accrued wages and benefits . . . . .	5,164	4,022	1,454	10,640	-
Increase in claims payable . . . . .	-	-	-	-	4,195
Increase (decrease) in compensated absences payable . . . . .	(214)	1,940	4,340	6,066	-
Increase (decrease) in pension obligation payable . . . . .	(2,621)	(1,038)	445	(3,214)	-
Net cash provided by operating activities . . . . .	<u>\$ 149,375</u>	<u>\$ 1,021,675</u>	<u>\$ 344,334</u>	<u>\$ 1,515,384</u>	<u>\$ 155,276</u>
<b>Non-cash transactions:</b>					

During 2008 the sewer and storm water funds received \$105,348 and \$506,209 in capital assets, respectively with accumulated depreciation of \$44,327 and \$64,926 respectively, from the governmental activities, resulting in net capital contributions in sewer and storm water fund of \$61,021 and \$441,283.

## CITY OF GREENVILLE, OHIO

### NOTES TO THE BASIC FINANCIAL STATEMENTS FOR THE YEAR ENDED DECEMBER 31, 2008

#### **NOTE 1 - DESCRIPTION OF THE CITY**

The City of Greenville, Ohio (the "City"), was incorporated in 1832 and operates under a Council-Mayor form of government. The following services are provided by the City: public safety (police and fire), highways and streets, water, sewer, recreation, public improvements, planning and zoning and general administrative services.

#### **NOTE 2 - SUMMARY OF SIGNIFICANT ACCOUNTING POLICIES**

The basic financial statements (BFS) of the City have been prepared in conformity with accounting principles generally accepted in the United States of America (GAAP) as applied to local governmental units. The Governmental Accounting Standards Board (GASB) is the accepted standard-setting body for establishing governmental accounting and financial principles. The City also applies Financial Accounting Standards Board (FASB) Statements and Interpretations issued on or before November 30, 1989, to its governmental and business-type activities and to its proprietary funds provided they do not conflict with or contradict GASB pronouncements. The City has the option to also apply FASB Statements and Interpretations issued after November 30, 1989 to its business-type activities and enterprise funds, subject to this same limitation. The City has elected not to apply these FASB Statements and Interpretations. The most significant of the City's accounting policies are described below.

##### **A. Reporting Entity**

A reporting entity is comprised of the primary government, component units and other organizations that are included to ensure that the financial statements are not misleading. The primary government of the City consists of all funds, departments, boards and agencies that are not legally separate from the City. For the City, this includes police and fire protection, parks and recreation, planning, zoning, street maintenance and repair, water system and sewage treatment, and general administrative services. The City's departments include a public safety department, a public service department, a street maintenance department, a sanitation system, a parks and recreation department, a planning and zoning department, and a staff to provide support (i.e., payroll processing, accounts payable, and revenue collection) to the service providers. The operation of each of these activities and entities is directly controlled by the City Council through the budgetary process.

Component units are legally separate organizations for which the City is financially accountable. The City is financially accountable for an organization if the City appoints a voting majority of the organization's Governing Board and (1) the City is able to significantly influence the programs or services performed or provided by the organization; or (2) the City is legally entitled to or can otherwise access the organization's resources; (3) the City is legally obligated or has otherwise assumed the responsibility to finance deficits of, or (4) provide financial support to, the organization. Component units may also include organizations that are fiscally dependent on the City in that the City approves the budget, the issuance of debt, or the levying of taxes. The City has no component units.

##### **B. Basis of Presentation - Fund Accounting**

The City's BFS consist of government-wide statements, including a statement of net assets and a statement of activities, and fund financial statements which provide a more detailed level of financial information.

## CITY OF GREENVILLE, OHIO

### NOTES TO THE BASIC FINANCIAL STATEMENTS FOR THE YEAR ENDED DECEMBER 31, 2008

#### NOTE 2 - SUMMARY OF SIGNIFICANT ACCOUNTING POLICIES - (Continued)

**Government-wide Financial Statements** - The statement of net assets and the statement of activities display information about the City as a whole. These statements include the financial activities of the primary government, except for fiduciary funds. The activities of the internal service fund are eliminated to avoid "doubling up" revenues and expenses. The statements distinguish between those activities of the City that are governmental and those that are considered business-type activities.

The statement of net assets presents the financial condition of the governmental and business-type activities of the City at year-end. The statement of activities presents a comparison between direct expenses and program revenues for each program or function of the City's governmental activities and for the business-type activities of the City. Direct expenses are those that are specifically associated with a service, program or department and therefore clearly identifiable to a particular function. Program revenues include charges paid by the recipient of the goods or services offered by the program, grants and contributions that are restricted to meeting the operational or capital requirements of a particular program and interest earned on grants that is required to be used to support a particular program. Revenues which are not classified as program revenues are presented as general revenues of the City, with certain limited exceptions. The comparison of direct expenses with program revenues identifies the extent to which each business segment or governmental functions are self-financing or draw from the general revenues of the City.

**Fund Financial Statements** - During the year, the City segregates transactions related to certain City functions or activities in separate funds in order to aid financial management and to demonstrate legal compliance. Fund financial statements are designed to present financial information of the City at this more detailed level. The focus of governmental and enterprise fund financial statements is on major funds. Each major fund is presented in a separate column. Nonmajor funds are aggregated and presented in a single column. The internal service fund is presented in a single column on the face of the proprietary fund financial statements. Fiduciary funds are reported by type.

Proprietary funds distinguish operating revenues and expenses from nonoperating items. Operating revenues and expenses generally result from providing services and producing and delivering goods in connection with a proprietary fund's principal ongoing operation. The principal operating revenues of the City's proprietary funds are charges for sales and services. Operating expenses for the proprietary funds include personnel and other expenses related to operations and operating expenses for the internal service fund include claims and administrative expenses. All revenues and expenses not meeting these definitions are reported as nonoperating revenues and expenses.

#### C. Fund Accounting

The City uses funds to maintain its financial records during the year. A fund is defined as a fiscal and accounting entity with a self balancing set of accounts. There are three categories of funds: governmental, proprietary and fiduciary.

**Governmental Funds** - Governmental funds are those through which most governmental functions typically are financed. Governmental fund reporting focuses on the sources, uses and balances of current financial resources. Expendable assets are assigned to the various governmental funds according to the purposes for which they may or must be used. Current liabilities are assigned to the fund from which they will be paid. The difference between governmental fund assets and liabilities is reported as fund balance.

**CITY OF GREENVILLE, OHIO**

NOTES TO THE BASIC FINANCIAL STATEMENTS  
FOR THE YEAR ENDED DECEMBER 31, 2008

**NOTE 2 - SUMMARY OF SIGNIFICANT ACCOUNTING POLICIES - (Continued)**

The following are the City's major governmental funds:

*General fund* - The general fund accounts for all financial resources except those required to be accounted for in another fund.

*Clean Ohio revitalization fund* - The Clean Ohio revitalization fund accounts for State grants from the Ohio Department of Development to be used for brownfield cleanup.

Other governmental funds of the City are used to account for (a) the accumulation of resources for, and payment of, general long-term debt principal, interest and related costs; (b) financial resources to be used for the acquisition, construction, or improvement of capital facilities other than those financed by proprietary funds; and (c) for grants and other resources whose use is restricted to a particular purpose.

*Proprietary Funds* - Proprietary fund reporting focuses on changes in net assets, financial position and cash flows. Proprietary funds are classified as either enterprise or internal service.

*Enterprise funds* - The enterprise funds may be used to account for any activity for which a fee is charged to external users for goods or services. The following are the City's major enterprise funds:

*Water fund* - This fund accounts for the provision of water treatment and distribution to its residential and commercial users located within the City.

*Sewer fund* - This fund accounts for the provision of sanitary sewer service to the residents and commercial users located within the City.

The City has four nonmajor enterprise funds that are used to account for the swimming pool, storm water, parking and special park district operations.

*Internal service fund* - The internal service fund accounts for the financing of services provided by one department or agency to other departments or agencies of the City on a cost-reimbursement basis. The City's internal service fund reports on the self-insurance health care program.

*Fiduciary Funds* - Fiduciary fund reporting focuses on net assets and changes in net assets. The fiduciary fund category is split into four classifications: pension trust funds, investment trust funds, private-purpose trust funds and agency funds. Trust funds are used to account for assets held by the City under a trust agreement for individuals, private organizations, or other governments and are therefore not available to support the City's own programs. Agency funds are custodial in nature (assets equal liabilities) and do not involve measurement of results of operations. The City had no fiduciary funds in 2008.

**D. Measurement Focus and Basis of Accounting**

*Government-wide Financial Statements* - The government-wide financial statements are prepared using the economic resources measurement focus. All assets and all liabilities associated with the operation of the City are included on the statement of net assets.

**CITY OF GREENVILLE, OHIO**

NOTES TO THE BASIC FINANCIAL STATEMENTS  
FOR THE YEAR ENDED DECEMBER 31, 2008

**NOTE 2 - SUMMARY OF SIGNIFICANT ACCOUNTING POLICIES - (Continued)**

*Fund Financial Statements* - All governmental funds are accounted for using a flow of current financial resources measurement focus. With this measurement focus, only current assets and current liabilities generally are included on the balance sheet. The statement of revenues, expenditures and changes in fund balances reports on the sources (i.e., revenues and other financing sources) and uses (i.e., expenditures and other financing uses) of current financial resources. This approach differs from the manner in which the governmental activities of the government-wide financial statements are prepared. Governmental fund financial statements therefore include a reconciliation with brief explanations to better identify the relationship between the government-wide statements and the financial statements for governmental funds.

Like the government-wide statements, all proprietary funds are accounted for on a flow of economic resources measurement focus. All assets and all liabilities associated with the operation of these funds are included on the statement of net assets. The statement of changes in fund net assets presents increases (i.e., revenues) and decreases (i.e., expenses) in total net assets. The statement of cash flows provides information about how the City finances and meets the cash flow needs of its proprietary activities.

**E. Basis of Accounting**

Basis of accounting determines when transactions are recorded in the financial records and reported on the financial statements. Government-wide financial statements are prepared using the accrual basis of accounting. Governmental funds use the modified accrual basis of accounting. Proprietary funds use the accrual basis of accounting. Differences in the accrual and modified accrual basis of accounting arise in the recognition of revenue, the recording of deferred revenue and in the presentation of expenses versus expenditures.

*Revenues - Exchange and Non-exchange Transactions* - Revenue resulting from exchange transactions, in which each party gives and receives essentially equal value, is recorded on the accrual basis when the exchange takes place. On a modified accrual basis, revenue is recorded in the year in which the resources are measurable and become available. Available means that the resources will be collected within the current year or are expected to be collected soon enough thereafter to be used to pay liabilities of the current year. For the City, available means expected to be received within sixty days of year-end.

Nonexchange transactions, in which the City receives value without directly giving equal value in return, include income taxes, property taxes, grants, entitlements and donations. On an accrual basis, revenue from income taxes is recognized in the period in which the income is earned (see Note 7). Revenue from property taxes is recognized in the year for which the taxes are levied (see Note 6). Revenue from grants, entitlements and donations is recognized in the year in which all eligibility requirements have been satisfied. Eligibility requirements include timing requirements, which specify the year when the resources are required to be used or the year when use is first permitted, matching requirements, in which the City must provide local resources to be used for a specified purpose, and expenditure requirements, in which the resources are provided to the City on a reimbursement basis. On a modified accrual basis, revenue from nonexchange transactions must also be available before it can be recognized.

Under the modified accrual basis, the following revenue sources are considered to be both measurable and available at year-end: income tax, State-levied locally shared taxes (including gasoline tax, local government funds and permissive tax), fines and forfeitures, fees and special assessments.

**CITY OF GREENVILLE, OHIO**

NOTES TO THE BASIC FINANCIAL STATEMENTS  
FOR THE YEAR ENDED DECEMBER 31, 2008

**NOTE 2 - SUMMARY OF SIGNIFICANT ACCOUNTING POLICIES - (Continued)**

*Unearned Revenue and Deferred Revenue* - Unearned revenue and deferred revenue arise when assets are recognized before revenue recognition criteria have been satisfied.

Property taxes for which there is an enforceable legal claim as of December 31, 2008, but which were levied to finance year 2009 operations, and other revenues received in advance of the year for which they were intended to finance, have been recorded as unearned revenue. Income taxes and special assessments not received within the available period, grants and entitlements received before the eligibility requirements are met, and delinquent property taxes due at December 31, 2008, are recorded as deferred revenue on the fund financial statements.

On governmental fund financial statements, receivables that will not be collected within the available period have been reported as deferred revenue.

*Expenses/Expenditures* - On the accrual basis of accounting, expenses are recognized at the time they are incurred.

The measurement focus of governmental fund accounting is on decreases in net financial resources (expenditures) rather than expenses. Expenditures are generally recognized in the accounting period in which the related fund liability is incurred, if measurable. Allocations of cost, such as depreciation and amortization, are not recognized in governmental funds.

**F. Budgetary Data**

The budgetary process is prescribed by provisions of the Ohio Revised Code and entails the preparation of budgetary documents within an established timetable. The major documents prepared are the tax budget, the certificate of estimated resources and the appropriations resolution, all of which are prepared on the budgetary basis of accounting. The certificate of estimated resources and the appropriations ordinance are subject to amendment throughout the year with the legal restriction that appropriations cannot exceed estimated resources, as certified. All funds other than agency funds are required to be budgeted and appropriated. The legal level of budgetary control is at the object level within each fund. Budgetary modifications may only be made by resolution of the City Council at the legal level of control.

*Tax Budget* - The City must submit to the County Auditor, as Secretary of the County Budget Commission, by July 20 of each year, for the period January 1 to December 31 of the following year.

*Estimated Resources* - The County Budget Commission determines if the budget substantiates a need to levy all or part of previously authorized taxes and reviews estimated revenue. The Commission certifies its actions to the City by September 1. As part of this certification, the City receives the official certificate of estimated resources, which states the projected revenue of each fund. Prior to December 31, the City must revise its budget so that the total contemplated expenditures from any fund during the ensuing year will not exceed the amount available as stated in the certificate of estimated resources. The revised budget then serves as the basis for the annual appropriations measure. On or about January 1, the certificate of estimated resources is amended to include encumbered cash balances at December 31 of the preceding year. The certificate may be further amended during the year if the City Auditor determines and the Budget Commission agrees, that estimates need to be either increased or decreased. The amounts reported on the budgetary statement reflect the amounts in the original and final amended official certificates of estimated resources issued during 2008.

**CITY OF GREENVILLE, OHIO**

NOTES TO THE BASIC FINANCIAL STATEMENTS  
FOR THE YEAR ENDED DECEMBER 31, 2008

**NOTE 2 - SUMMARY OF SIGNIFICANT ACCOUNTING POLICIES - (Continued)**

*Appropriations* - A temporary appropriation ordinance to control expenditures may be passed on or about January 1 of each year for the period January 1 to March 31. An annual appropriation ordinance must be passed by April 1 of each year for the period January 1 to December 31. The appropriation ordinance fixes spending authority at the legal level of budgetary control. The appropriation ordinance may be amended during the year as new information becomes available, provided that total fund appropriations do not exceed current estimated resources, as certified. The amounts on the budgetary statement reflect the original and final appropriation amounts, including all amendments and modifications legally enacted by Council.

*Lapsing of Appropriations* - At the close of each year, the unencumbered balance of each appropriation reverts to the respective fund from which it was appropriated and becomes subject to future appropriations. Encumbrances are carried forward and are not reappropriated as part of the subsequent year appropriations.

**G. Cash and Cash Equivalents**

Cash balances of the City's funds, except cash in segregated accounts and cash with fiscal and escrow agents, are pooled and invested in investments in order to provide improved cash management. Individual fund integrity is maintained through City records. Each fund's interest in the pooled bank account is presented on the balance sheet as "equity in pooled cash and cash equivalents" financial statements.

During 2008, investments were limited to non-negotiable certificates of deposit which are reported at cost. Interest income is distributed to the funds according to charter and statutory requirements. Interest revenue earned and credited to the general fund during 2008 amounted to \$98,468, which includes \$38,470 assigned from other funds of the City.

The City maintains escrow accounts for debt service with a financial institution. The balances in these accounts are reflected as "cash with fiscal and escrow agent" on the financial statements. These escrow accounts are reported as restricted assets in accordance with bond covenants.

For purposes of the statement of cash flows and for presentation on the financial statements, investments with an original maturity of three months or less and investments of the cash management pool are considered to be cash equivalents.

An analysis of the City's investment account at year-end is provided in Note 4.

**H. Inventories of Materials and Supplies**

On government-wide financial statements, purchased inventories are presented at the lower of cost or market. Inventories are recorded on a first-in, first-out basis and are expensed when used. Inventories are accounted for using the consumption method.



**CITY OF GREENVILLE, OHIO**

NOTES TO THE BASIC FINANCIAL STATEMENTS  
FOR THE YEAR ENDED DECEMBER 31, 2008

**NOTE 2 - SUMMARY OF SIGNIFICANT ACCOUNTING POLICIES - (Continued)**

On fund financial statements, inventories of governmental funds are stated at cost while inventories of proprietary funds are stated at the lower of cost or market. For all funds, cost is determined on a first-in, first-out basis. Inventory in both governmental and proprietary funds consists of expendable supplies held for consumption. On governmental fund financial statements, reported material and supplies inventory is equally offset by a fund balance reserve in the governmental funds which indicates that it does not constitute available expendable resources even though it is a component of net current assets.

**I. Capital Assets**

General capital assets are those assets not specifically related to activities reported in the proprietary funds. These assets generally result from expenditures in the governmental funds. These assets are reported in the governmental activities column of the government-wide statement of net assets, but are not reported in the fund financial statements. Capital assets utilized by the proprietary funds are reported both in the business-type activities column of the government-wide statement of net assets and in the respective funds.

All capital assets are capitalized at cost (or estimated historical cost) and updated for additions and retirements during the year. Donated capital assets are recorded at their fair market values as of the date received. During 2008, the City maintained a capitalization threshold of \$5,000. The City's governmental infrastructure consists of storm sewers and streets. The City's proprietary infrastructure consists of water and sewer lines. Improvements are capitalized; the costs of normal maintenance and repairs that do not add to the value of the asset or materially extend an asset's life are not. Interest incurred during the construction of capital assets is also capitalized for business-type activities. Capitalized interest for 2008 was not material.

All reported capital assets are depreciated except for land and construction in progress. Improvements are depreciated over the remaining useful lives of the related capital assets. Useful lives for infrastructure were estimated based on the City's historical records of necessary improvements and replacement. Depreciation is computed using the straight-line method over the following useful lives:

<u>Description</u>	<u>Governmental Activities Estimated Lives</u>	<u>Business-Type Activities Estimated Lives</u>
Land improvements	15 - 20 years	15 - 20 years
Buildings and improvements	20 - 40 years	20 - 40 years
Furniture and equipment	5 - 30 years	5 - 20 years
Vehicles	8 - 16 years	3 - 10 years
Infrastructure	40 years	40 years

**J. Compensated Absences**

Compensated absences of the City consist of vacation leave and sick leave to the extent that payments to the employee for these absences are attributable to services already rendered and are not contingent on a specific event that is outside the control of the City and the employee.

**CITY OF GREENVILLE, OHIO**

NOTES TO THE BASIC FINANCIAL STATEMENTS  
FOR THE YEAR ENDED DECEMBER 31, 2008

**NOTE 2 - SUMMARY OF SIGNIFICANT ACCOUNTING POLICIES - (Continued)**

In conformity with GASB Statement No. 16, “Accounting for Compensated Absences”, vacation benefits are accrued as a liability as the benefits are earned if the employees' rights to receive compensation are attributable to services already rendered and it is probable that the City will compensate the employees for the benefits through paid time off or some other means. Sick leave benefits are accrued as a liability using the vesting method. The liability is based on the sick leave accumulated at December 31 by those employees who are currently eligible to receive termination payments and by those employees for whom it is probable they will become eligible to receive termination benefits in the future.

The total liability for vacation and sick leave payments has been calculated using pay rates in effect at the balance sheet date, and reduced to the maximum payment allowed by labor contract and/or statute, plus applicable additional salary related payments. City employees are granted vacation and sick leave in varying amounts. In the event of termination, an employee is reimbursed for accumulated vacation and sick leave at various rates.

The entire compensated absence liability is reported on the government-wide financial statements.

On governmental fund financial statements, compensated absences are recognized as liabilities and expenditures to the extent payments come due each period upon the occurrence of employee resignations and retirements. These amounts are recorded in the account “compensated absences payable” in the fund from which the employees who have accumulated leave are paid. The noncurrent portion of the liability is not reported. For proprietary funds, the entire amount of compensated absences is reported as a fund liability.

**K. Accrued Liabilities and Long-Term Obligations**

All payables, accrued liabilities and long-term obligations are reported in the government-wide financial statements, and all payables, accrued liabilities and long-term obligations payable from proprietary funds are reported on the proprietary fund financial statements.

In general, governmental fund payables and accrued liabilities that, once incurred, are paid in a timely manner and in full from current financial resources, are reported as obligations of the funds. However, compensated absences that will be paid from governmental funds are reported as a liability in the fund financial statements only to the extent that they are due for payment during the current year. Bonds and lease-purchase agreements are recognized as a liability on the governmental fund financial statements when due.

**L. Unamortized Issuance Costs/Bond Premium and Discount/Accounting Gain or Loss**

On government-wide financial statements, bond issuance costs are deferred and amortized over the term of the bonds using the straight-line method. Unamortized bond issuance costs are reported as a separate line item on the statement of net assets.

Bond premiums and discounts are deferred and amortized over the term of the bonds using the straight-line method, which approximates the effective interest method. Bond premiums are presented as an addition to the face amount of the bonds. Bond discounts are presented as a reduction to the face amount of the bonds.

**CITY OF GREENVILLE, OHIO**

**NOTES TO THE BASIC FINANCIAL STATEMENTS  
FOR THE YEAR ENDED DECEMBER 31, 2008**

**NOTE 2 - SUMMARY OF SIGNIFICANT ACCOUNTING POLICIES - (Continued)**

For advance refundings resulting in the defeasance of debt reported in the government-wide financial statements and in the proprietary funds, the difference between the reacquisition price and the net carrying amount of the old debt is deferred and amortized as a component of interest expense. This accounting gain or loss is amortized over the remaining life of the old debt or the life of the new debt, whichever is shorter, and is presented as an addition to or reduction from the face amount of the new debt.

On the governmental fund financial statements, issuance costs and bond premiums and discounts are recognized in the current period. The reconciliation between the bonds face value and the amount reported on the statement of net assets is presented in Note 11.

**M. Interfund Balances**

On fund financial statements, receivables and payables resulting from short-term interfund loans are classified as “interfund loans receivables/payables.” These amounts are eliminated in the governmental and business-type activities columns of the statement of net assets, except for any net residual amounts due between governmental and business-type activities, which are presented as internal balances. The internal balance reported on the financial statements relates to the consolidation of the internal service fund with governmental activities.

**N. Interfund Activity**

Transfers between governmental and business-type activities on the government-wide statements are reported in the same manner as general revenues.

Exchange transactions between funds are reported as revenues in the seller funds and as expenditures/expenses in the purchaser funds. Flows of cash or goods from one fund to another without a requirement for repayment are reported as interfund transfers. Interfund transfers are reported as other financing sources/uses in governmental funds and after nonoperating revenues/expenses in proprietary funds. Repayments from funds responsible for particular expenditures/expenses to the funds that initially paid for them are not presented on the BFS.

Interfund transfers between governmental funds are eliminated for reporting on the government-wide financial statements. Only transfers between governmental activities and business-type activities are reported on the statement of activities.

**O. Fund Balance Reserves**

Reserved fund balances indicate that portion of fund equity which is not available for current appropriation or use. The unreserved portions of fund equity reflected in the governmental funds are available for use within the specific purposes of the funds.

The City reports a reservation of fund balance for amounts representing encumbrances outstanding, materials and supplies inventory, prepayments, and debt service in the governmental fund financial statements.

**CITY OF GREENVILLE, OHIO**

**NOTES TO THE BASIC FINANCIAL STATEMENTS  
FOR THE YEAR ENDED DECEMBER 31, 2008**

**NOTE 2 - SUMMARY OF SIGNIFICANT ACCOUNTING POLICIES - (Continued)**

**P. Estimates**

The preparation of the BFS in conformity with GAAP requires management to make estimates and assumptions that affect the amounts reported in the BFS and accompanying notes. Actual results may differ from those estimates.

**Q. Contributions of Capital**

Contributions of capital in proprietary fund financial statements arise from outside contributions of capital assets, tap-in fees to the extent they exceed the cost of the connection to the system, or from grants or outside contributions of resources restricted to capital acquisition and construction. Capital contributions are reported as revenue in the proprietary fund financial statements.

During 2008, the storm water enterprise fund was established and the fund received \$506,209 in capital assets, with accumulated depreciation of \$64,926 from governmental activities, resulting in net capital contributions of \$441,283. During 2008, the sewer fund received \$105,348 in capital assets, with accumulated depreciation of \$44,327 from governmental activities, resulting in net capital contributions of \$61,021.

**R. Net Assets**

Net assets represent the difference between assets and liabilities. Net assets invested in capital assets, net of related debt consists of capital assets, net of accumulated depreciation, reduced by the outstanding balances of any borrowing used for the acquisition, construction or improvement of those assets. Net assets are reported as restricted when there are limitations imposed on their use either through the enabling legislation or through external restrictions imposed by creditors, grantors or laws or regulations of other governments. Net assets restricted for other purposes consist primarily of funds restricted for general government operations and community environment programs.

The City applies restricted resources first when an expense is incurred for purposes for which both restricted and unrestricted net assets are available.

**S. Prepaid Items**

Payments made to vendors for services that will benefit periods beyond December 31, 2008, are recorded as prepaid items using the consumption method by recording a current asset for the prepaid amount at the time of the purchase and the expenditure/expense in the year in which services are consumed.

**T. Extraordinary and Special Items**

Extraordinary items are transactions or events that are both unusual in nature and infrequent in occurrence. Special items are transactions or events that are within the control of the City Council and that are either unusual in nature or infrequent in occurrence. Neither type of transaction occurred during 2008.

**CITY OF GREENVILLE, OHIO**

NOTES TO THE BASIC FINANCIAL STATEMENTS  
FOR THE YEAR ENDED DECEMBER 31, 2008

**NOTE 3 - ACCOUNTABILITY AND COMPLIANCE**

**A. Change in Accounting Principles**

For 2008, the City has implemented GASB Statement No. 45, "Accounting and Financial Reporting for Postemployment Benefits Other than Pensions", GASB Statement No. 49, "Accounting and Financial Reporting for Pollution Remediation Obligations" and GASB Statement No. 50, "Pension Disclosures".

GASB Statement No. 45 establishes uniform standards of financial reporting for other postemployment benefits and increases the usefulness and improves the faithfulness of representations in the financial reports. The implementation of GASB Statement No. 45 did not have an effect on the financial statements of the City; however, certain disclosures related to postemployment benefits (see Note 14) have been modified to conform to the new reporting requirements.

GASB Statement No. 49 addresses accounting and financial reporting standards for pollution remediation obligations, which are obligations to address the current or potential detrimental effects of existing pollution by participating in pollution remediation activities such as site assessments and cleanups. The implementation of GASB Statement No. 49 did not have an effect on the financial statements of the City.

GASB Statement No. 50 establishes standards that more closely align the financial reporting requirements for pensions with those of other postemployment benefits. The implementation of GASB Statement No. 50 did not have an effect on the financial statements of the City.

**B. Deficit Fund Balances**

Fund balances at December 31, 2008 included the following individual fund deficits:

<u>Nonmajor funds</u>	<u>Deficit</u>
Police pension	\$ 1,262
Fire pension	30,656
CHIP	4,367

These funds complied with Ohio state law, which does not permit a cash basis deficit at year-end. The general fund is liable for any deficits in these funds and provides transfers when cash is required, not when accruals occur. The deficit fund balances results from adjustments for accrued liabilities.

**NOTE 4 - DEPOSITS AND INVESTMENTS**

State statutes classify monies held by the City into three categories.

Active deposits are public deposits necessary to meet current demands on the treasury. Such monies must be maintained either as cash in the City treasury, in commercial accounts payable or withdrawable on demand, including negotiable order of withdrawal (NOW) accounts, or in money market deposit accounts.

Inactive deposits are public deposits that the City Council has identified as not required for use within the current five year period of designation of depositories. Inactive deposits must either be evidenced by certificates of deposit maturing not later than the end of the current period of designation of depositories, or by savings or deposit accounts including, but not limited to, passbook accounts.

**CITY OF GREENVILLE, OHIO**

**NOTES TO THE BASIC FINANCIAL STATEMENTS  
FOR THE YEAR ENDED DECEMBER 31, 2008**

**NOTE 4 - DEPOSITS AND INVESTMENTS - (Continued)**

Interim deposits are deposits of interim monies. Interim monies are those monies which are not needed for immediate use, but which will be needed before the end of the current period of designation of depositories.

Interim deposits must be evidenced by time certificates of deposit maturing not more than one year from the date of deposit or by savings or deposit accounts including passbook accounts.

Interim monies may be deposited or invested in the following securities:

1. United States Treasury Notes, Bills, Bonds, or any other obligation or security issued by the United States Treasury or any other obligation guaranteed as to principal and interest by the United States;
2. Bonds, notes, debentures, or any other obligations or securities issued by any federal government agency or instrumentality, including, but not limited to, the Federal National Mortgage Association, Federal Home Loan Bank, Federal Farm Credit Bank, Federal Home Loan Mortgage Corporation, Government National Mortgage Association, and Student Loan Marketing Association. All federal agency securities shall be direct issuances of federal government agencies or instrumentalities;
3. Written repurchase agreements in the securities listed above provided that the market value of the securities subject to the repurchase agreement must exceed the principal value of the agreement by at least two percent and be marked to market daily, and that the term of the agreement must not exceed thirty days;
4. Bonds and other obligations of the State of Ohio;
5. No-load money market mutual funds consisting exclusively of obligations described in items 1 or 2 above and repurchase agreements secured by such obligations, provided that investments in securities described in this division are made only through eligible institutions;
6. The State Treasurer's investment pool the State Treasury Asset Reserve of Ohio (STAR Ohio);
7. Certain banker's acceptance and commercial paper notes for a period not to exceed one hundred eighty days from the purchase date in an amount not to exceed twenty-five percent of the interim monies available for investment at any one time; and,
8. Under limited circumstances, corporate debt interests rated in either of the two highest classifications by at least two nationally recognized rating agencies.

The City may also invest any monies not required to be used for a period of six months or more in the following:

1. Bonds of the State of Ohio;
2. Bonds of any municipal corporation, village, county, township, or other political subdivision of this State, as to which there is no default of principal, interest or coupons; and,
3. Obligations of the City.

**CITY OF GREENVILLE, OHIO**

NOTES TO THE BASIC FINANCIAL STATEMENTS  
FOR THE YEAR ENDED DECEMBER 31, 2008

**NOTE 4 - DEPOSITS AND INVESTMENTS - (Continued)**

Protection of the City's deposits is provided by the Federal Deposit Insurance Corporation (FDIC), by eligible securities pledged by the financial institution as security for repayment, by surety company bonds deposited with the City Auditor by the financial institution or by a single collateral pool established by the financial institution to secure the repayment of all public monies deposited with the institution.

Investments in stripped principal or interest obligations, reverse repurchase agreements and derivatives are prohibited. The issuance of taxable notes for the purpose of arbitrage, the use of leverage and short selling are also prohibited. An investment must mature within five years from the date of purchase unless matched to a specific obligation or debt of the City, and must be purchased with the expectation that it will be held to maturity. Investments may only be made through specified dealers and institutions. Payment for investments may be made only upon delivery of the securities representing the investments to the City Auditor or, if the securities are not represented by a certificate, upon receipt of confirmation of transfer from the custodian.

**A. Cash with Fiscal and Escrow Agent**

At December 31, 2008, \$317,448 was invested in U.S. Treasury money market funds related to the sewer refunding bond issue. U.S. Treasury money market funds are uncategorized investments since they are not evidenced by securities that exist in physical or book entry form. These amounts are not included in "deposits" below.

**B. Deposits with Financial Institutions**

At December 31, 2008, the carrying amount of all City deposits was \$16,014,694. Based on the criteria described in GASB Statement No. 40, "Deposits and Investment Risk Disclosures", as of December 31, 2008, \$16,109,950 of the City's bank balance of \$17,359,950 was exposed to custodial risk as discussed below, while \$1,250,000 was covered by FDIC.

Custodial credit risk is the risk that, in the event of bank failure, the City's deposits may not be returned. All deposits are collateralized with eligible securities in amounts equal to at least 105% of the carrying value of the deposits. Such collateral, as permitted by the Ohio Revised Code, is held in single financial institution collateral pools at Federal Reserve Banks, or at member banks of the federal reserve system, in the name of the respective depository bank and pledged as a pool of collateral against all of the public deposits it holds or as specific collateral held at the Federal Reserve Bank in the name of the City. The City has no deposit policy for custodial credit risk beyond the requirements of State statute. Although the securities were held by the pledging institutions' trust department and all statutory requirements for the deposit of money had been followed, noncompliance with federal requirements could potentially subject the City to a successful claim by the FDIC.

**C. Investments**

The City had no investments at December 31, 2008.

**CITY OF GREENVILLE, OHIO**

NOTES TO THE BASIC FINANCIAL STATEMENTS  
FOR THE YEAR ENDED DECEMBER 31, 2008

**NOTE 4 - DEPOSITS AND INVESTMENTS - (Continued)**

**D. Reconciliation of Cash and Cash Equivalents to the Statement of Net Assets**

The following is a reconciliation of cash and cash equivalents as reported in the note above to cash and cash equivalents as reported on the statement of net assets as of December 31, 2008:

<u>Cash and cash equivalents per note</u>	
Carrying amount of deposits	\$ 16,014,694
Cash with fiscal agent	<u>317,448</u>
Total	<u>\$ 16,332,142</u>
 <u>Cash and cash equivalents per Statement of Net Assets</u>	
Governmental activities	\$ 6,447,121
Business-type activities	<u>9,885,021</u>
Total	<u>\$ 16,332,142</u>

**NOTE 5 - INTERFUND TRANSACTIONS**

A. Interfund transfers for the year ended December 31, 2008, consisted of the following, as reported in the fund financial statements:

<u>Transfers to</u>	Transfers From	
	General	GIP Rail Construction
Nonmajor governmental	\$ 1,478,631	\$ 404,331
Nonmajor enterprise	<u>24,000</u>	<u>-</u>
Total	<u>\$ 1,502,631</u>	<u>\$ 404,331</u>

Transfers are used to (1) move revenues from the fund that statute or budget requires to collect them to the fund that statute or budget requires to expend them, (2) move receipts restricted to debt service from the funds collecting the receipts to the debt service fund as debt service payments become due, and (3) use unrestricted revenues collected in the general fund to finance various programs accounted for in other funds in accordance with budgetary authorizations. The transfer from the GIP Rail Construction Fund to the GIP Bond Retirement Fund (nonmajor governmental funds) is due to the closeout of a fund based on completion of the project and remaining funds being used to offset future debt requirements. All transfers were made in accordance with Ohio Revised Code Sections 5705.14, 5705.15 and 5705.16.

Transfers between governmental funds are eliminated on the government-wide financial statements. Transfers between governmental activities and business-type activities are reported as transfers on the statement of activities.



**CITY OF GREENVILLE, OHIO**

NOTES TO THE BASIC FINANCIAL STATEMENTS  
FOR THE YEAR ENDED DECEMBER 31, 2008

**NOTE 5 - INTERFUND TRANSACTIONS - (Continued)**

**B.** Interfund loans at December 31, 2008, as reported on the fund financial statements, were:

<u>Receivable fund</u>	<u>Payable fund</u>	<u>Amount</u>
General	Clean Ohio revitalization fund	\$ 442,000
General	Nonmajor governmental fund	4,367

These interfund loans are expected to be repaid in the next year. Interfund loans between governmental funds will be eliminated on the governmental activities statement of net assets.

**NOTE 6 - PROPERTY TAXES**

Property taxes include amounts levied against all real, public utility and tangible personal property located in the City. Taxes collected from real property taxes (other than public utility) in one calendar year are levied in the preceding calendar year on the assessed value as of January 1 of that preceding year, the lien date. Assessed values are established by the County Auditor at 35 percent of appraised market value. All property is required to be revaluated every six years. Real property taxes are payable annually or semi-annually. If paid annually, payment is due December 31; if paid semi-annually, the first payment is due December 31, with the remainder payable by June 20. Under certain circumstances, State statute permits later payment dates to be established.

Public utility real and tangible personal property taxes collected in one calendar year are levied in the preceding calendar year on assessed values determined as of December 31 of the second year preceding the tax collection year, the lien date. Public utility tangible personal property is assessed at varying percentages of true value; public utility real property is assessed at 35 percent of true value. 2008 public utility property taxes became a lien December 31, 2007, are levied after October 1, 2008, and are collected in 2009 with real property taxes. Public utility property taxes are payable on the same dates as real property taxes described previously.

Tangible personal property tax revenues received in 2008 (other than public utility property) represent the collection of 2008 taxes. Tangible personal property taxes received in 2008 were levied after October 1, 2007, on the true value as of December 31, 2007. Tangible personal property tax is being phased out - the assessment percentage for property, including inventory, is 6.25% for 2008. This percentage will be reduced to zero for 2009. Amounts paid by multi-county taxpayers are due September 20. Single county taxpayers may pay annually or semiannually. If paid annually, the first payment is due April 30; if paid semiannually, the first payment is due April 30, with the remainder payable by September 20.

House Bill No. 66 was signed into law on June 30, 2005. House Bill No. 66 phases out the tax on tangible personal property of general businesses, telephone and telecommunications companies, and railroads. The tax on general business and railroad property will be eliminated by calendar year 2009, and the tax on telephone and telecommunications property will be eliminated by calendar year 2011. The tax is phased out by reducing the assessment rate on the property each year. The bill replaces the revenue lost by the City due to the phasing out of the tax. In calendar years 2008-2010, the City will be fully reimbursed for the lost revenue. In calendar years 2011-2017, the reimbursements will be phased out.

**CITY OF GREENVILLE, OHIO**

NOTES TO THE BASIC FINANCIAL STATEMENTS  
FOR THE YEAR ENDED DECEMBER 31, 2008

**NOTE 6 - PROPERTY TAXES - (Continued)**

The County Treasurer collects property taxes on behalf of all taxing districts in the County, including the City of Greenville. The County Auditor periodically remits to the City its portion of the taxes collected. Property taxes receivable represents real and tangible personal property taxes, public utility taxes and outstanding delinquencies which are measurable as of December 31, 2008 and for which there is an enforceable legal claim. In the governmental funds, the current portion receivable has been offset by unearned revenue since the current taxes were not levied to finance 2008 operations and the collection of delinquent taxes has been offset by deferred revenue since the collection of the taxes during the available period is not subject to reasonable estimation. On a full accrual basis, collectible delinquent property taxes have been recorded as a receivable and revenue while on a modified accrual basis the revenue is deferred.

The full tax rate for all City operations for the year ended December 31, 2008 was \$7.55 per \$1,000 of assessed value. The assessed values of real and tangible personal property upon which 2008 property tax receipts were based are as follows:

<u>Real property</u>	
Residential/agricultural	\$ 230,338,720
Commercial/industrial/mineral	<u>4,475,940</u>
Total assessed value	<u>\$ 234,814,660</u>

**NOTE 7 - LOCAL INCOME TAX**

The City levies a municipal income tax of one and one half percent on substantially all income earned within the City. Employers within the City are required to withhold income tax on employee compensation and remit the tax to the City either monthly or quarterly. Corporations and other individual taxpayers are required to pay their estimated tax quarterly and file a declaration annually.

Income tax proceeds are to be used to pay the cost of administering the tax. All income tax revenue is initially placed in the general fund and may be distributed to other funds as determined by City Council. Income tax revenue for 2008 was \$5,817,245 as reported in the fund financial statements.

**NOTE 8 - RECEIVABLES**

Receivables at December 31, 2008, consisted of taxes, accounts (billings for user charged services), accrued interest, and intergovernmental receivables arising from grants, entitlements, and shared revenue. Receivables have been recorded to the extent that they are measurable at December 31, 2008, as well as intended to finance 2008 operations.

A summary of the principal items of receivables reported on the statement of net assets follows:

<u>Governmental activities:</u>	
Income taxes	\$ 1,390,713
Real and other taxes	1,173,659
Accounts	107,201
Accrued interest	16,782
Intergovernmental	1,072,215
<u>Business-type activities:</u>	
Accounts	704,055
Accrued interest	38,121

Receivables have been disaggregated on the face of the BFS. All receivables are expected to be collected within the subsequent year.

**CITY OF GREENVILLE, OHIO**

NOTES TO THE BASIC FINANCIAL STATEMENTS  
FOR THE YEAR ENDED DECEMBER 31, 2008

**NOTE 9 - CAPITAL ASSETS**

Governmental activities capital asset activity for the year ended December 31, 2008, was as follows:

	Balance			Balance
<b><u>Governmental activities:</u></b>	<u>12/31/07</u>	<u>Additions</u>	<u>Disposals</u>	<u>12/31/08</u>
<i>Capital assets, not being depreciated:</i>				
Land	\$ 713,119	\$ -	\$ -	\$ 713,119
Total capital assets, not being depreciated	<u>713,119</u>	<u>-</u>	<u>-</u>	<u>713,119</u>
<i>Capital assets, being depreciated:</i>				
Land improvements	769,919	-	-	769,919
Buildings and improvements	4,476,753	44,583	-	4,521,336
Furniture and equipment	2,623,718	65,280	(183,361)	2,505,637
Vehicles	2,499,762	354,289	(165,269)	2,688,782
Infrastructure	<u>15,576,480</u>	<u>265,833</u>	<u>(382,013)</u>	<u>15,460,300</u>
Total capital assets, being depreciated	<u>25,946,632</u>	<u>729,985</u>	<u>(730,643)</u>	<u>25,945,974</u>
<i>Less: accumulated depreciation:</i>				
Land improvements	(51,711)	(5,358)	-	(57,069)
Buildings and improvements	(930,671)	(100,898)	-	(1,031,569)
Furniture and equipment	(1,185,142)	(171,345)	183,361	(1,173,126)
Vehicles	(1,655,438)	(306,388)	123,102	(1,838,724)
Infrastructure	<u>(5,755,331)</u>	<u>(630,368)</u>	<u>68,138</u>	<u>(6,317,561)</u>
Total accumulated depreciation	<u>(9,578,293)</u>	<u>(1,214,357)</u>	<u>374,601</u>	<u>(10,418,049)</u>
Total capital assets, being depreciated, net	<u>16,368,339</u>	<u>(484,372)</u>	<u>(356,042)</u>	<u>15,527,925</u>
Governmental activities capital assets, net	<u>\$ 17,081,458</u>	<u>\$ (484,372)</u>	<u>\$ (356,042)</u>	<u>\$ 16,241,044</u>

**CITY OF GREENVILLE, OHIO**

NOTES TO THE BASIC FINANCIAL STATEMENTS  
FOR THE YEAR ENDED DECEMBER 31, 2008

**NOTE 9 - CAPITAL ASSETS - (Continued)**

Depreciation expense was charged to governmental activities as follows:

**Governmental activities:**

General government	\$	79,297
Security of persons and property		252,557
Transportation		832,572
Leisure time activity		<u>49,931</u>
Total depreciation expense - governmental activities	\$	<u>1,214,357</u>

Business-type capital asset activity for the year ended December 31, 2008 was as follows:

	Balance		Balance
<b><u>Business-type activities:</u></b>	12/31/07	Additions	Disposals
			12/31/08
<i>Capital assets, not being depreciated:</i>			
Land	\$ 868,075	\$ -	\$ -
	<u>868,075</u>	<u>-</u>	<u>-</u>
Total capital assets, not being depreciated	<u>868,075</u>	<u>-</u>	<u>-</u>
<i>Capital assets, being depreciated:</i>			
Land improvements	117,283	-	-
Buildings and improvements	7,535,634	97,621	-
Furniture and equipment	6,088,749	275,256	-
Vehicles	135,720	19,290	-
Infrastructure	8,573,127	795,403	-
	<u>22,450,513</u>	<u>1,187,570</u>	<u>-</u>
Total capital assets, being depreciated	<u>22,450,513</u>	<u>1,187,570</u>	<u>-</u>
<i>Less: accumulated depreciation:</i>			
Land improvements	(97,736)	(7,819)	-
Buildings and improvements	(2,657,911)	(172,718)	-
Furniture and equipment	(5,403,955)	(171,095)	-
Vehicles	(110,166)	(7,232)	-
Infrastructure	(2,453,005)	(329,518)	-
	<u>(10,722,773)</u>	<u>(688,382)</u>	<u>-</u>
Total accumulated depreciation	<u>(10,722,773)</u>	<u>(688,382)</u>	<u>-</u>
Total capital assets, being depreciated, net	<u>11,727,740</u>	<u>499,188</u>	<u>-</u>
Business-type activities capital assets, net	<u>\$ 12,595,815</u>	<u>\$ 499,188</u>	<u>\$ -</u>
		<u>\$ -</u>	<u>\$ 13,095,003</u>

**CITY OF GREENVILLE, OHIO**

NOTES TO THE BASIC FINANCIAL STATEMENTS  
FOR THE YEAR ENDED DECEMBER 31, 2008

**NOTE 9 - CAPITAL ASSETS - (Continued)**

Depreciation expense was charged to the enterprise funds as follows:

**Business-type activities:**

Water	\$ 296,313
Sewer	254,890
Nonmajor enterprise fund:	
Swimming pool	9,529
Storm water	<u>18,397</u>
Total depreciation expense - business-type activities	<u>\$ 579,129</u>

The variance of \$109,253 is due to transfers of capital assets from governmental activities to the sewer fund and the storm water fund (a nonmajor business-type activities fund). Governmental activities transferred capital assets with accumulated depreciation of \$44,327 and \$64,926 to the sewer fund and the storm water fund, respectively.

**NOTE 10 - LEASE PURCHASE AGREEMENT - LESSEE DISCLOSURE**

**A. Lease Purchase Agreement - Fire Station Improvements**

On December 2, 2002, the City entered into a lease purchase agreement with a financial institution to assist in financing the fire station building improvements. The City is leasing the "building improvements" from the financial institution. The City made principal and interest payments on the lease purchase agreement in the amount of \$15,900 and \$14,904, respectively, in 2008. Principal and interest payments are made from the general fund.

The initial term of the lease agreement ended on December 1, 2003; however, it is renewable for successive one-year terms upon appropriation of funds to pay the rental payments. The final renewal term ends on December 1, 2022 when the remaining balance under the lease is due. At the end of the lease term, the City has the option to purchase the "building improvements" for \$1.

Capital assets consisting of building improvements have been capitalized in the amount of \$477,094 in governmental activities. This amount represents the present value of the minimum lease payments at the time of acquisition. Accumulated depreciation as of December 31, 2008 was \$230,836, leaving a book value of \$246,258.

**CITY OF GREENVILLE, OHIO**

NOTES TO THE BASIC FINANCIAL STATEMENTS  
FOR THE YEAR ENDED DECEMBER 31, 2008

**NOTE 10 - LEASE PURCHASE AGREEMENT - LESSEE DISCLOSURE - (Continued)**

The following is a schedule of the future minimum lease payments required under the lease purchase agreement and the present value of the minimum lease payments as of December 31, 2008:

<u>Year Ending December 31,</u>	<u>Fire Station</u>
2009	\$ 30,748
2010	30,801
2011	30,718
2012	30,736
2013	30,753
2014 - 2018	153,795
2019 - 2022	<u>123,110</u>
Total minimum lease payments	430,661
Less: amount representing interest	<u>(116,261)</u>
Present value of future minimum lease payment	<u>\$ 314,400</u>

**B. Lease Purchase Agreement - 911 System Console**

In a prior year the City entered into a lease purchase agreement to purchase a 911 System Console.

General capital assets acquired by agreement have been capitalized in an amount equal to the present value of the future minimum lease payments as of the date of their inception. For the City, a corresponding liability was recorded in the government-wide financial statements. Principal payments in 2008 totaled \$28,457 in the nonmajor governmental capital improvement plan fund.

Capital assets consisting of the 911 System Console has been capitalized in the amount of \$152,808 in governmental activities. This amount represents the present value of the minimum lease payments at the time of acquisition. Accumulated depreciation as of December 31, 2008 was \$45,843, leaving a book value of \$106,965.

The following is a schedule of the future minimum lease payments required under the lease purchase agreement and the present value of the minimum lease payments as of December 31, 2008:

<u>Year Ending December 31,</u>	<u>911 System</u>
2009	\$ 34,779
2010	<u>34,779</u>
Total minimum lease payments	69,558
Less: amount representing interest	<u>(6,603)</u>
Present value of future minimum lease payment	<u>\$ 62,955</u>

**CITY OF GREENVILLE, OHIO**

NOTES TO THE BASIC FINANCIAL STATEMENTS  
FOR THE YEAR ENDED DECEMBER 31, 2008

**NOTE 10 - LEASE PURCHASE AGREEMENT - LESSEE DISCLOSURE - (Continued)**

**C. Lease Purchase Agreement - Fire Truck**

On November 2, 2007, the City entered into a lease purchase agreement with a financial institution to assist in financing a new fire truck.

General capital assets acquired by agreement have been capitalized in an amount equal to the present value of the future minimum lease payments as of the date of their inception. For the City, a corresponding liability was recorded in the government-wide financial statements. Principal payments in 2008 totaled \$7,467 in the general fund. Principal and interest payments are made from the general fund.

Capital assets consisting of a fire truck have been capitalized in the amount of \$94,000 in governmental activities. This amount represents the present value of the minimum lease payments at the time of acquisition. Accumulated depreciation as of December 31, 2008 was \$9,400, leaving a book value of \$84,600.

The following is a schedule of the future minimum lease payments required under the lease purchase agreement and the present value of the minimum lease payments as of December 31, 2008:

<u>Year Ending December 31,</u>	<u>Fire Truck</u>
2009	\$ 12,170
2010	12,170
2011	12,170
2012	12,170
2013	12,170
2014 - 2017	<u>48,680</u>
Total minimum lease payments	109,530
Less: amount representing interest	<u>(22,997)</u>
Present value of future minimum lease payment	<u>\$ 86,533</u>

**CITY OF GREENVILLE, OHIO**

NOTES TO THE BASIC FINANCIAL STATEMENTS  
FOR THE YEAR ENDED DECEMBER 31, 2008

**NOTE 11 - LONG-TERM OBLIGATIONS**

**A. Governmental Activities Long-Term Obligations**

During 2008, the following changes occurred in governmental activities long-term obligations:

	Interest	Balance			Balance	Amounts
<u>Governmental activities:</u>	<u>Rate</u>	<u>12/31/07</u>	<u>Additions</u>	<u>Reductions</u>	<u>12/31/08</u>	<u>Due in</u>
						<u>One Year</u>
<u>General obligation bonds:</u>						
Series 2004 various purpose bonds	2-4%	\$ 2,295,000	\$ -	\$ (195,000)	\$ 2,100,000	\$ 200,000
Total G.O. bonds		<u>2,295,000</u>	<u>-</u>	<u>(195,000)</u>	<u>2,100,000</u>	<u>200,000</u>
<u>Other long-term obligations:</u>						
Compensated absences		415,622	484,384	(451,630)	448,376	62,831
Land acquisition bond payable	6.75%	166,500	-	(18,500)	148,000	18,500
Rail project bonds		1,050,000	-	(70,000)	980,000	70,000
OPWC loan payable	0%	318,765	-	(23,612)	295,153	23,612
Lease purchase agreement - 911 system		91,412	-	(28,457)	62,955	30,425
Lease purchase agreement - fire station		330,300	-	(15,900)	314,400	16,600
Lease purchase agreement - fire truck		94,000	-	(7,467)	86,533	7,852
Landfill postclosure costs		<u>-</u>	<u>90,000</u>	<u>-</u>	<u>90,000</u>	<u>-</u>
Total other long-term obligations		<u>2,466,599</u>	<u>574,384</u>	<u>(615,566)</u>	<u>2,425,417</u>	<u>229,820</u>
Total governmental activities						
Long-term obligations		<u>\$ 4,761,599</u>	<u>\$ 574,384</u>	<u>\$ (810,566)</u>	4,525,417	<u>\$ 429,820</u>
Add: Unamortized premium/discount on bond issuance					3,389	
Less: Unamortized deferred charges on refundings					<u>(78,666)</u>	
Total reported on the statement of net assets					<u>\$ 4,450,140</u>	

Compensated Absences

Compensated absences are reported in the statement of net assets and will be paid from the fund from which the employee's salaries are paid which will primarily be the general fund, street construction maintenance and repair fund (a nonmajor governmental fund) and public transportation fund (a nonmajor governmental fund).

OPWC Loan Payable

In prior years, the City had entered into an agreement with the Ohio Public Works Commission for a street construction loan in the amount of \$472,243. The City made principal payments of \$23,612 on the loan in 2008. The loan is interest free and principal payments are made from the general fund.

Landfill Postclosure Costs

See Note 17 for additional disclosure on landfill postclosure costs.



**CITY OF GREENVILLE, OHIO**

**NOTES TO THE BASIC FINANCIAL STATEMENTS  
FOR THE YEAR ENDED DECEMBER 31, 2008**

**NOTE 11 - LONG-TERM OBLIGATIONS - (Continued)**

Lease Purchase Agreements

See Note 10 for detail on the lease purchase agreements.

Land Acquisition Bond Payable

During 2006, the City issued \$185,000 in bonds, with an interest rate of 6.75%, to purchase land for the Greenville Community Improvement Corporation. The first payment was due April 1, 2007 and will be due annually until its maturity on April 1, 2016. The payments will be made from the general fund. The bonds are general obligations of the City for which the full faith and credit of the City is pledged for repayment. These bonds are excluded from the net assets invested in capital assets, net of related debt calculation because the bonds were not used to purchase assets that are owned by the City.

Rail Project Bonds

During 2007, the City issued \$1,050,000 in bonds, with a variable interest rate, for the purpose of financing the construction of a railroad spur line from the north side of the Greenville Industrial Park to the interior of the park. The first payment is due December 1, 2008 and will be due annually until its maturity on December 1, 2019. The payments will be made from the GIP/rail construction fund (a nonmajor governmental fund). The bonds are general obligations of the City for which the full faith and credit of the City is pledged for repayment.

Series 2004 Various Purpose Bonds

On September 1, 2004, the City issued \$2,415,000 in various purpose general obligation bonds to fund various projects. The proceeds were used to advance refund the callable portion of the Series 1997 Various Purpose Bonds (principal \$2,260,000, average interest rate 5.23%). The issuance proceeds were used to repay the callable portion of the 1997 bonds on the call date which was September 1, 2004. This refunded debt is considered defeased and accordingly, has been removed from the statement of net assets. The actual amount of principal paid toward this general obligation bond from nonmajor governmental funds totaled \$195,000 for 2008.

The refunding issue is comprised of advance refunding bonds, par value \$2,415,000.

The refunding bonds pay interest semiannually on June 1 and December 1 of each year and mature on December 1, 2017. The refunding bonds are general obligations of the City for which the full faith and credit of the City is pledged for repayment.

The assets held in trust as a result of the advance refunding described above are not included in the accompanying BFS.

**CITY OF GREENVILLE, OHIO**

NOTES TO THE BASIC FINANCIAL STATEMENTS  
FOR THE YEAR ENDED DECEMBER 31, 2008

**NOTE 11 - LONG-TERM OBLIGATIONS - (Continued)**

Principal and interest requirements to retire governmental activities long-term obligations outstanding at December 31, 2008 are as follows:

Year Ending December 31,	General Obligation Bonds			OPWC Loans
	Principal	Interest	Total	Principal
2009	\$ 200,000	\$ 76,175	\$ 276,175	\$ 23,612
2010	210,000	70,175	280,175	23,612
2011	215,000	63,350	278,350	23,612
2012	215,000	56,363	271,363	23,612
2013	230,000	48,569	278,569	23,612
2014 - 2018	1,030,000	102,468	1,132,468	118,060
2019 - 2021	-	-	-	59,033
Total	<u>\$ 2,100,000</u>	<u>\$ 417,100</u>	<u>\$ 2,517,100</u>	<u>\$ 295,153</u>

Year Ending December 31,	Land Acquisition Bonds			Rail Project Bonds		
	Principal	Interest	Total	Principal	Interest	Total
2009	\$ 18,500	\$ 9,990	\$ 28,490	\$ 70,000	\$ 41,190	\$ 111,190
2010	18,500	8,741	27,241	75,000	38,355	113,355
2011	18,500	7,493	25,993	80,000	35,318	115,318
2012	18,500	6,244	24,744	80,000	32,077	112,077
2013	18,500	4,995	23,495	85,000	28,837	113,837
2014 - 2018	55,500	7,492	62,992	480,000	88,035	568,035
2019	-	-	-	110,000	4,785	114,785
Total	<u>\$ 148,000</u>	<u>\$ 44,955</u>	<u>\$ 192,955</u>	<u>\$ 980,000</u>	<u>\$ 268,597</u>	<u>\$ 1,248,597</u>

The Ohio Revised Code provides that the net debt of a municipal corporation, whether or not approved by the electors, shall not exceed 10.5% of the total value of all property in the municipal corporation as listed and assessed for taxation. In addition, the unvoted net debt of municipal corporations cannot exceed 5.5% of the total taxation value of property. The assessed valuation used in determining the City's legal debt margin has been modified by House Bill 530 which became effective March 30, 2006. In accordance with House Bill 530, the assessed valuation used in calculating the City's legal debt margin calculation excludes tangible personal property used in business, telephone or telegraph property, interexchange telecommunications company property, and personal property owned or leased by a railroad company and used in railroad operations. The statutory limitations on debt are measured by a direct ratio of net debt to tax valuation and expressed in terms of a percentage. At December 31, 2008, the City's total debt margin was \$23,098,117 and the unvoted debt margin was \$12,914,492.

**CITY OF GREENVILLE, OHIO**

NOTES TO THE BASIC FINANCIAL STATEMENTS  
FOR THE YEAR ENDED DECEMBER 31, 2008

**NOTE 11 - LONG-TERM OBLIGATIONS - (Continued)**

**B. Business-Type Activities Long-Term Obligations**

The following changes occurred in the City's business-type long-term obligations during 2008:

	Balance			Balance	Amounts
<b><u>Business-type activities:</u></b>	<u>12/31/07</u>	<u>Additions</u>	<u>Reductions</u>	<u>12/31/08</u>	<u>Due in</u>
					<u>One Year</u>
<u>Other long-term obligations</u>					
Compensated absences	\$ 94,418	\$ 74,082	\$ (68,016)	\$ 100,484	\$ 9,298
Total other long-term obligations	<u>94,418</u>	<u>74,082</u>	<u>(68,016)</u>	<u>100,484</u>	<u>9,298</u>
<u>Revenue Bonds</u>					
Wastewater system revenue					
Refunding Bonds	<u>2,065,000</u>	<u>-</u>	<u>(170,000)</u>	<u>1,895,000</u>	<u>175,000</u>
Total - revenue bonds	<u>2,065,000</u>	<u>-</u>	<u>(170,000)</u>	<u>1,895,000</u>	<u>175,000</u>
Total business-type long-term obligations	<u>\$ 2,159,418</u>	<u>\$ 74,082</u>	<u>\$ (238,016)</u>	<u>\$ 1,995,484</u>	<u>\$ 184,298</u>

Compensated absences are reported in the statement of net assets and will be paid from the fund from which the employee's salaries are paid which will primarily be the water and sewer enterprise funds.

On January 1, 2002, the City issued \$2,985,000 in wastewater system revenue refunding bonds with an interest rate of 2.0% to 4.75% to advance refund \$2,735,000 of the 1992 wastewater system first mortgage revenue bonds with an interest rate of 2.95% to 6.35%. The net proceeds of \$2,911,124 (after payment of \$73,876 in underwriting fees, issuance, and other issuance costs) were deposited in an irrevocable trust with an escrow agent, including interest earned, to provide for all future debt service payments on the bonds. As a result, the bonds are considered to be defeased and the liability for those bonds has been removed from the sewer enterprise fund.

The City has pledged future sewer customer revenues, net of specified operating expenses, to repay \$2,985,000 in Series 2002 wastewater refunding revenue bonds. Proceeds of the wastewater refunding revenue bonds were used to refund the outstanding balance of previously issued Series 1992 wastewater revenue bonds. The Series 2002 wastewater refunding revenue bonds are payable solely from sewer customer net revenues and are payable through 2017. Annual principal and interest payments on the bonds are expected to require less than 21.72 percent of net revenues. The total principal and interest remaining to be paid on the Series 1998 wastewater refunding revenue bonds is \$2,363,037. Principal and interest paid for the current year and total customer net revenues were \$262,054 and \$1,206,334, respectively.

**CITY OF GREENVILLE, OHIO**

NOTES TO THE BASIC FINANCIAL STATEMENTS  
FOR THE YEAR ENDED DECEMBER 31, 2008

**NOTE 11 - LONG-TERM OBLIGATIONS - (Continued)**

Principal and interest requirements to retire the City's revenue bonds outstanding at December 31, 2008 were:

Year Ending <u>December 31,</u>	<u>Revenue Bonds</u>		
	<u>Principal</u>	<u>Interest</u>	<u>Total</u>
2009	\$ 175,000	\$ 86,215	\$ 261,215
2010	185,000	79,127	264,127
2011	190,000	71,358	261,358
2012	200,000	63,188	263,188
2013	210,000	54,387	264,387
2014 - 2017	<u>935,000</u>	<u>113,762</u>	<u>1,048,762</u>
Total	<u>\$ 1,895,000</u>	<u>\$ 468,037</u>	<u>\$ 2,363,037</u>

**NOTE 12 - RISK MANAGEMENT**

**A. Comprehensive**

The City is exposed to various risks of loss related to torts, theft, or damage/destruction of assets, errors and omissions, injuries to employees and natural disasters. During 2008, the City contracted with private carriers for property and fleet insurance, general liability insurance, and various other coverages. Coverage provided during the year is as follows:

- Building and Contents - replacement cost (\$1,000 deductible) - \$34,007,502
- Boiler and Machinery Coverage - \$34,007,502
- Inland Marine Coverage - (\$250 comprehensive; \$1,000 collision deductible) - \$943,948
- Automobile Liability - (\$1,000 deductible) - \$1,000,000
- Uninsured Motorists - \$1,000,000
- General Liability - (\$1,000 deductible) - \$1,000,000 Limit, \$3,000,000 Aggregate
- Public Officials - \$1,000,000 Limit, \$3,000,000 Aggregate
- Umbrella Coverage - \$6,000,000

There have been no significant reductions in insurance coverages during 2008. Settled claims have not exceeded commercial excess coverages in any of the past three years.

**B. Self-Insurance**

The City operates a self-insurance plan for health care benefits. The activity of the plan is recorded in the City's Health Care internal service fund. Monies are expensed on a monthly basis by the funds participating and receipted into the internal service fund. The claims liability of \$56,680 reported on the financial statements at December 31, 2008 is based on the requirements of GASB Statement No. 10, "Accounting and Financial Reporting for Risk Financing and Related Insurance Issues", as amended by GASB Statement No. 30, "Risk Financing Omnibus", which requires that a liability for unpaid claims cost, including estimates of costs relating to incurred, but not reported claims, be reported.

**CITY OF GREENVILLE, OHIO**

NOTES TO THE BASIC FINANCIAL STATEMENTS  
FOR THE YEAR ENDED DECEMBER 31, 2008

**NOTE 12 - RISK MANAGEMENT - (Continued)**

Changes in claims activity for the past three years are as follows:

	<u>Balance</u> <u>January 1</u>	<u>Current</u> <u>Year Claims</u>	<u>Claims</u> <u>Payments</u>	<u>Balance</u> <u>December 31</u>
2006	\$ 110,924	\$ 669,381	\$ (699,731)	\$ 80,574
2007	80,574	788,361	(816,450)	52,485
2008	52,485	762,549	(758,354)	56,680

**NOTE 13 - PENSION PLANS**

**A. Ohio Public Employees Retirement System**

Plan Description - The City participates in the Ohio Public Employees Retirement System (OPERS). OPERS administers three separate pension plans. The Traditional Pension Plan is a cost-sharing, multiple-employer defined benefit pension plan. The Member-Directed Plan is a defined contribution plan in which the member invests both member and employer contributions (employer contributions vest over five years at 20% per year). Under the Member-Directed Plan, members accumulate retirement assets equal to the value of the member and vested employer contributions plus any investment earnings. The Combined Plan is a cost-sharing, multiple-employer defined benefit pension plan that has elements of both a defined benefit and a defined contribution plan. Under the Combined Plan, employer contributions are invested by the retirement system to provide a formula retirement benefit similar to the Traditional Pension Plan benefit. Member contributions, whose investment is self-directed by the member, accumulate retirement assets in a manner similar to the Member-Directed Plan. While members in the State and local divisions may participate in all three plans, law enforcement (generally sheriffs, deputy sheriffs and township police) and public safety divisions exist only within the traditional pension plan.

OPERS provides retirement, disability, survivor and death benefits and annual cost of living adjustments to members of the Traditional Pension and the Combined Plans. Members of the Member-Directed Plan do not qualify for ancillary benefits. Authority to establish and amend benefits is provided by Chapter 145 of the Ohio Revised Code. OPERS issues a stand-alone financial report that may be obtained by writing to OPERS, Attention: Finance Director, 277 E. Town St., Columbus, OH 43215-4642 or by calling (614) 222-5601 or (800) 222-7377.

Funding Policy - The Ohio Revised Code provides statutory authority for member and employer contributions. For 2008, member and contribution rates were consistent across all three plans. While members in the State and local divisions may participate in all three plans, law enforcement and public safety divisions exist only within the Traditional Plan. The 2008 member contribution rates were 10.00% for members in State and local classifications. Public safety and law enforcement members contributed 10.10%.

The City's contribution rate for 2008 was 14.00%, except for those plan members in law enforcement or public safety, for whom the City's contribution was 17.40% of covered payroll. For 2008, a portion equal to 7.00% of covered payroll was allocated to fund the post-employment health care plan.

## CITY OF GREENVILLE, OHIO

### NOTES TO THE BASIC FINANCIAL STATEMENTS FOR THE YEAR ENDED DECEMBER 31, 2008

#### NOTE 13 - PENSION PLANS - (Continued)

The City's contribution rate for pension benefits for 2008 was 7.00%, except for those plan members in law enforcement and public safety. For those classifications, the City's pension contributions were 10.40% of covered payroll. The City's required contributions for pension obligations to the Traditional Pension and Combined Plans for the years ended December 31, 2008, 2007 and 2006 were \$214,442, \$243,523 and \$266,703, respectively; 92.28% has been contributed for 2008 and 100% has been contributed for 2007 and 2006.

#### **B. Ohio Police and Fire Pension Fund**

**Plan Description** - The City contributes to the Ohio Police and Fire Pension Fund (OP&F), a cost-sharing multiple-employer defined benefit pension plan. OP&F provides retirement and disability benefits, annual cost-of-living adjustments, and death benefits to plan members and beneficiaries. Benefit provisions are established by the Ohio State Legislature and are codified in Chapter 742 of the Ohio Revised Code. OP&F issues a publicly available financial report that includes financial statements and required supplementary information for the plan. That report may be obtained by writing to the OP&F, 140 East Town Street, Columbus, Ohio 43215-5164.

**Funding Policy** - Plan members are required to contribute 10.0% of their annual covered salary, while the City is required to contribute 19.50% and 24.00% for police officers and firefighters, respectively. Contribution rates are established by State statute. For 2008, the portion of the City's contributions to fund pension obligations was 12.75% for police officers and 17.25% for firefighters. The City's required contributions for pension obligations to OP&F for police officers and firefighters were \$162,647 and \$208,129 for the year ended December 31, 2008, \$156,760 and \$201,846 for the year ended December 31, 2007 and \$141,572 and \$190,061, for the year ended December 31, 2006. The full amount has been contributed for 2007 and 2006. 72.13% has been contributed for police and firefighters for 2008.

#### NOTE 14 - POSTRETIREMENT BENEFIT PLANS

#### **A. Ohio Public Employees Retirement System**

**Plan Description** - OPERS maintains a cost-sharing multiple employer defined benefit post-employment healthcare plan, which includes a medical plan, prescription drug program and Medicare Part B premium reimbursement, to qualifying members of both the Traditional Pension and the Combined Plans. Members of the Member-Directed Plan do not qualify for ancillary benefits, including post-employment health care coverage.

To qualify for post-employment health care coverage, age-and-service retirees under the Traditional Pension and Combined Plans must have ten years or more of qualifying Ohio service credit. The Ohio Revised Code permits, but does not mandate, OPERS to provide OPEB benefits to its eligible members and beneficiaries. Authority to establish and amend benefits is provided in Chapter 145 of the Ohio Revised Code.

Disclosures for the healthcare plan are presented separately in the OPERS financial report which may be obtained by writing to OPERS, Attention: Finance Director, 277 E. Town St., Columbus, OH 43215-4642 or by calling (614) 222-5601 or (800) 222-7377.

**CITY OF GREENVILLE, OHIO**

**NOTES TO THE BASIC FINANCIAL STATEMENTS  
FOR THE YEAR ENDED DECEMBER 31, 2008**

**NOTE 14 - POSTRETIREMENT BENEFIT PLANS - (Continued)**

Funding Policy - The post-employment healthcare plan was established under, and is administrated in accordance with, Internal Revenue Code Section 401(h). State statute requires that public employers fund post-employment healthcare through contributions to OPERS. A portion of each employer's contribution to the Traditional or Combined Plans is set aside for the funding of post-employment health care.

Employer contribution rates are expressed as a percentage of the covered payroll of active employees. In 2008, local government employers contributed 14.00% of covered payroll (17.40% for public safety and law enforcement). Each year the OPERS Retirement Board determines the portion of the employer contribution rate that will be set aside for the funding of the postemployment health care benefits. The amount of the employer contributions which was allocated to fund post-employment healthcare for 2008 was 7.00% of covered payroll.

The OPERS Retirement Board is also authorized to establish rules for the payment of a portion of the health care benefits provided, by the retiree or their surviving beneficiaries. Payment amounts vary depending on the number of covered dependents and the coverage selected. Active members do not make contributions to the post-employment healthcare plan.

The City's contributions allocated to fund post-employment health care benefits for the years ended December 31, 2008, 2007, and 2006 were \$214,442, \$162,214 and \$130,543, respectively; 92.28% has been contributed for 2008 and 100% has been contributed for 2007 and 2006.

The Health Care Preservation Plan (HCPP) adopted by the OPERS Board of Trustees on September 9, 2004, was effective January 1, 2007. Member and employer contribution rates increased as of January 1, 2006, January 1, 2007 and January 1, 2008, which allowed additional funds to be allocated to the health care plan.

**B. Ohio Police and Fire Pension Fund**

Plan Description - The City contributes to the OP&F Pension Fund sponsored health care program, a cost-sharing multiple-employer defined postemployment health care plan administered by OP&F. OP&F provides healthcare benefits including coverage for medical, prescription drugs, dental, vision, Medicare Part B Premium and long term care to retirees, qualifying benefit recipients and their eligible dependents.

OP&F provides access to post-employment health care coverage to any person who receives or is eligible to receive a monthly service, disability or survivor benefit check or is a spouse or eligible dependent child of such person.

The Ohio Revised Code allows, but does not mandate OP&F to provide OPEB benefits. Authority for the OP&F Board of Trustees to provide health care coverage to eligible participants and to establish and amend benefits is codified in Chapter 742 of the Ohio Revised Code.

OP&F issues a publicly available financial report that includes financial statements and required supplementary information for the plan. That report may be obtained by writing to the OP&F, 140 East Town Street, Columbus, Ohio 43215-5164.

## CITY OF GREENVILLE, OHIO

### NOTES TO THE BASIC FINANCIAL STATEMENTS FOR THE YEAR ENDED DECEMBER 31, 2008

#### NOTE 14 - POSTRETIREMENT BENEFIT PLANS - (Continued)

Funding Policy - The OP&F's post-employment healthcare plan was established and is administered as an Internal Revenue Code Section 401(h) account within the defined benefit pension plan, under the authority granted by the Ohio Revised Code to the OP&F Board of Trustees. The Ohio Revised Code sets the contribution rates for participating employers and for plan members to the OP&F. Participating employers are required to contribute to the pension plan at rates expressed as of the payroll of active pension plan members, currently, 19.50% and 24.00% of covered payroll for police and fire employers, respectively.

The Board of Trustees is authorized to allocate a portion of the total employer contributions made into the pension plan into the Section 115 trust and the Section 401(h) account as the employer contribution for retiree health care benefits. For the year ended December 31, 2008, the employer contribution allocated to the health care plan was 6.75% of covered payroll. The amount of employer contributions allocated to the health care plan each year is subject to the Trustees' primary responsibility to ensure that the pension benefits are adequately funded and is limited by the provisions of Sections 115 and 401(h).

The OP&F Board of Trustees also is authorized to establish requirements for contributions to the health care plan by retirees and their eligible dependents, or their surviving beneficiaries. Payment amounts vary depending on the number of covered dependents and the coverage selected. Active members do not make contributions to the OPEB Plan.

The City's contributions to OP&F which were allocated to fund post-employment healthcare benefits for police officers and firefighters were \$86,107 and \$81,442 for the year ended December 31, 2008, \$82,934 and \$78,886 for the year ended December 31, 2007 and \$93,377 and \$90,644, for the year ended December 31, 2006. The full amount has been contributed for 2007 and 2006. 72.13% has been contributed for police and firefighters for 2008.

#### NOTE 15 - BUDGETARY BASIS OF ACCOUNTING

While the City is reporting financial position, results of operations and changes in fund balance on the basis of generally accepted accounting principles (GAAP), the budgetary basis as provided by law is based upon accounting for certain transactions on a basis of cash receipts, disbursements and encumbrances. The statement of revenues, expenditures and changes in fund balances - budget and actual (non-GAAP budgetary basis) presented for the general fund and the Clean Ohio revitalization fund, a major special revenue fund; is presented on the budgetary basis to provide a meaningful comparison of actual results with the budget. The major differences between the budget basis and GAAP basis are as follows:

1. Revenues and other financing sources are recorded when received in cash (budget) as opposed to when susceptible to accrual (GAAP);
2. Expenditures/expenses and other financing uses are recorded when paid in cash (budget) as opposed to when the liability is incurred (GAAP);
3. Encumbrances are treated as expenditures (budget) rather than as a reservation of fund balance (GAAP); and,
4. Advances-in and advances-out are operating transactions (budget basis) as opposed to balance sheet transactions (GAAP basis).



**CITY OF GREENVILLE, OHIO**

NOTES TO THE BASIC FINANCIAL STATEMENTS  
FOR THE YEAR ENDED DECEMBER 31, 2008

**NOTE 15 - BUDGETARY BASIS OF ACCOUNTING - (Continued)**

The following table summarizes the adjustments necessary to reconcile the GAAP basis statements (as reported in the fund financial statements) to the budgetary basis statements for all governmental funds for which a budgetary basis statement is presented.

**Net Change in Fund Balance**

	<u>General</u>	Clean Ohio <u>Revitalization Fund</u>
Budget basis	\$ (688,635)	\$ (152,141)
Net adjustment for revenue accruals	(17,640)	(931,295)
Net adjustment for expenditure accruals	(185,241)	(70,002)
Net adjustment for other sources	4,367	-
Adjustment for encumbrances	<u>306,352</u>	<u>292,080</u>
GAAP basis	<u>\$ (580,797)</u>	<u>\$ (861,358)</u>

**NOTE 16 - CONTINGENCIES**

**A. Grants**

The City receives significant financial assistance from numerous federal and State agencies in the form of grants. The disbursement of funds received under these programs generally requires compliance with terms and conditions specified in the grant agreements and are subject to audit by the grantor agencies. Any disallowed claims resulting from such audits could become a liability of the general fund or other applicable funds. However, in the opinion of management, any such disallowed claims will not have a material effect on any of the financial statements of the individual fund types included herein or on the overall financial position of the City at December 31, 2008.

**B. Litigation**

The City is currently involved in litigation. It is the opinion of the City's management that the ultimate settlement of such litigation will not result in a material adverse effect on the City's financial position and results of operations.

**NOTE 17 - LANDFILL POSTCLOSURE COSTS**

State and federal laws and regulations require that the City perform certain maintenance and monitoring functions at the closed landfill site for thirty years after closure. The landfill was closed in 1989. The estimated liability for the landfill is \$886,470 for postclosure costs. The estimated liability for landfill postclosure care has a balance of \$90,000 as of December 31, 2008. The estimated cost of landfill postclosure care expenses is based on the amount that would be paid if all materials and services required to monitor and maintain the closed landfill were acquired as of December 31, 2008. However, the actual cost of postclosure care may be higher due to inflation, changes in technology, or changes in landfill laws and regulations. The City retires this liability with resources from the general fund.

## **SUPPLEMENTARY DATA**

**CITY OF GREENVILLE  
SCHEDULE OF EXPENDITURES OF FEDERAL AWARDS  
FOR THE YEAR ENDED DECEMBER 31, 2008**

FEDERAL GRANTOR/ SUB GRANTOR/ PROGRAM TITLE	CFDA NUMBER	PASS-THROUGH GRANT NUMBER	(A),(C) CASH DISBURSEMENTS
<b>U. S. DEPARTMENT OF HOUSING AND URBAN DEVELOPMENT PASSED THROUGH THE OHIO DEPARTMENT OF DEVELOPMENT</b>			
Community Development Block Grants/State's Program	14.228	A-F-07-129-1	\$ 61,000
(B) Community Development Block Grants/State's Program	14.228	N/A	1,377
<b>Total Community Development Block Grants/State's Program</b>			<b>62,377</b>
<b>Total U.S. Department of Housing and Urban Development</b>			<b>62,377</b>
<b>U. S. DEPARTMENT OF JUSTICE BUREAU OF JUSTICE ASSISTANCE OFFICE OF JUSTICE PROGRAMS PASSED THROUGH N/A</b>			
Bulletproof Vest Partnership Program	16.607	N/A	1,571
<b>Total Bulletproof Vest Partnership Program</b>			<b>1,571</b>
<b>Total U.S. Department of Justice</b>			<b>1,571</b>
<b>U. S. DEPARTMENT OF TRANSPORTATION PASSED THROUGH THE OHIO DEPARTMENT OF TRANSPORTATION</b>			
Formula Grants for Other Than Urbanized Areas	20.509	RPT-0019-027-082	130,939
Formula Grants for Other Than Urbanized Areas	20.509	RPT-4019-027-081	372,917
<b>Total Formula Grants for Other Urbanized Areas</b>			<b>503,856</b>
<b>Total U.S. Department of Transportation</b>			<b>503,856</b>
<b>Total Federal Financial Assistance</b>			<b>\$ 567,804</b>

(A) The accompanying Schedule of Expenditures of Federal Awards (the Schedule) summarizes activity of the City's federal award programs. The schedule has been prepared on the cash basis of accounting.

(B) The City has established a revolving loan program to provide low-interest loans to businesses to create jobs for persons from low-moderate income households and to eligible persons and to rehabilitate homes. The Federal Department of Housing and Urban Development (HUD) grants money for these loans to the City passed through the Ohio Department of Development. The initial loan of this money is recorded as a disbursement on the accompanying Schedule of Federal Awards Expenditures (the "Schedule"). Loan repaid, including interest, are used to make additional loans. Such subsequent loans are subject to certain compliance requirements imposed by HUD, but are not included as disbursements on the Schedule.

The City did not have any outstanding loans at December 31, 2008.

The City did not have any loans issued/repaid during the year ended December 31, 2008.

Cash balance on hand as of 12/31/08: \$1,377  
Delinquent amounts due as of 12/31/08: \$0

(C) Certain Federal programs require that the City contribute non-Federal funds (matching funds) to support the Federally-funded programs. The City has complied with the matching requirements. The expenditures of non-Federal matching funds is not included on the Schedule.



**Julian & Grube, Inc.**  
*Serving Ohio Local Governments*

333 County Line Rd. West, Westerville, OH 43082 Phone: 614.846.1899 Fax: 614.846.2799

**Report on Internal Control Over Financial Reporting and on Compliance  
and Other Matters Based on an Audit of Financial Statements Performed  
in Accordance With *Government Auditing Standards***

Members of Council and Mayor  
City of Greenville  
100 Public Square, Rm. 200  
Greenville, Ohio 45331

We have audited the financial statements of the governmental activities, the business-type activities, each major fund, and the aggregate remaining fund information of the City of Greenville, Darke County, Ohio, as of and for the year ended December 31, 2008, which collectively comprise the City of Greenville's basic financial statements and have issued our report thereon dated June 12, 2009. We conducted our audit in accordance with auditing standards generally accepted in the United States of America and the standards applicable to financial audits conducted in *Government Auditing Standards*, issued by the Comptroller General of the United States.

Internal Control Over Financial Reporting

In planning and performing our audit, we considered the City of Greenville's internal control over financial reporting as a basis for designing our auditing procedures for the purpose of expressing our opinions on the financial statements, but not for the purpose of expressing an opinion on the effectiveness of the City of Greenville's internal control over financial reporting. Accordingly we do not express an opinion on the effectiveness of the City of Greenville's internal control over financial reporting.

A control deficiency exists when the design or operation of a control does not allow management or employees, in the normal course of performing their assigned functions, to prevent or detect misstatements on a timely basis. A significant deficiency is a control deficiency, or combination of control deficiencies, that adversely affects the City of Greenville's ability to initiate, authorize, record, process or report financial data reliably in accordance with generally accepted accounting principles such that there is more than a remote likelihood that a misstatement of the City of Greenville's financial statements that is more than inconsequential will not be prevented or detected by the City of Greenville's internal control.

A material weakness is a significant deficiency, or combination of significant deficiencies, that results in more than a remote likelihood that a material misstatement of the financial statements will not be prevented or detected by the City of Greenville's internal control.

Our consideration of internal control over financial reporting was for the limited purpose described in the first paragraph of this section and would not necessarily identify all deficiencies in internal control that might be significant deficiencies or material weaknesses. We did not identify any deficiencies in internal control over financial reporting that we consider to be material weaknesses, as defined above.

Members of Council and Mayor  
City of Greenville

Compliance and Other Matters

As part of obtaining reasonable assurance about whether the City of Greenville's financial statements are free of material misstatement, we performed tests of its compliance with certain provisions of laws, regulations, contracts, and grant agreements, noncompliance with which could have a direct and material effect on the determination of financial statement amounts. However, providing an opinion on compliance with those provisions was not an objective of our audit, and accordingly, we do not express such an opinion. The results of our tests disclosed no instances of noncompliance or other matters that are required to be reported under *Government Auditing Standards*.

We noted certain matters that we reported to the management of the City of Greenville in a separate letter dated June 12, 2009.

This report is intended solely for the information and use of the management and City Council of Greenville, federal awarding agencies, and pass through entities, and is not intended to be and should not be used by anyone other than these specified parties.



Julian & Grube, Inc.  
June 12, 2009



**Julian & Grube, Inc.**  
*Serving Ohio Local Governments*

333 County Line Rd. West, Westerville, OH 43082 Phone: 614.846.1899 Fax: 614.846.2799

**Report on Compliance With Requirements Applicable to Its  
Major Program and Internal Control Over Compliance In  
Accordance With OMB Circular A-133**

Members of Council and Mayor  
City of Greenville  
100 Public Square, Rm. 200  
Greenville, Ohio 45331

Compliance

We have audited the compliance of the City of Greenville, Darke County, Ohio, with the types of compliance requirements described in the *U.S. Office of Management and Budget (OMB) Circular A-133 Compliance Supplement* that are applicable to its major federal program for the year ended December 31, 2008. The City of Greenville's major federal program is identified in the summary of auditor's results section of the accompanying schedule of findings. Compliance with the requirements of laws, regulations, contracts, and grants applicable to its major federal program is the responsibility of the City of Greenville's management. Our responsibility is to express an opinion on the City of Greenville's compliance based on our audit.

We conducted our audit of compliance in accordance with auditing standards generally accepted in the United States of America; the standards applicable to financial audits contained in *Government Auditing Standards*, issued by the Comptroller General of the United States; and OMB Circular A-133, *Audit of States, Local Governments, and Non-Profit Organizations*. Those standards and OMB Circular A-133 require that we plan and perform the audit to obtain reasonable assurance about whether noncompliance with the types of compliance requirements referred to above that could have a direct and material effect on a major federal program occurred. An audit includes examining, on a test basis, evidence about the City of Greenville's compliance with those requirements and performing such other procedures as we considered necessary in the circumstances. We believe that our audit provides a reasonable basis for our opinion. Our audit does not provide a legal determination on the City of Greenville's compliance with those requirements.

In our opinion, the City of Greenville complied, in all material respects, with the requirements referred to above that are applicable to its major federal program for the year ended December 31, 2008.

Internal Control Over Compliance

The management of the City of Greenville is responsible for establishing and maintaining effective internal control over compliance with requirements of laws, regulations, contracts and grants applicable to federal programs. In planning and performing our audit, we considered the City of Greenville's internal control over compliance with requirements that could have a direct and material effect on a major federal program in order to determine our auditing procedures for the purpose of expressing our opinion on compliance, but not for the purpose of expressing an opinion on the effectiveness of internal control over compliance. Accordingly, we do not express an opinion on the effectiveness of the City of Greenville's internal control over compliance.

Members of Council and Mayor  
City of Greenville

A control deficiency in the City of Greenville's internal control over compliance exists when the design or operation of a control does not allow management or employees, in the normal course of performing their assigned functions, to prevent or detect noncompliance with a type of compliance requirement of a federal program on a timely basis. A significant deficiency is a control deficiency, or combination of control deficiencies, that adversely affects the City of Greenville's ability to administer a federal program such that there is more than a remote likelihood that noncompliance with a type of compliance requirement of a federal program that is more than inconsequential will not be prevented or detected by the City of Greenville's internal control.

A material weakness is a significant deficiency, or combination of significant deficiencies, that results in more than a remote likelihood that material noncompliance with a type of compliance requirement of a federal program will not be prevented or detected by the City of Greenville's internal control.

Our consideration of internal control over compliance was for the limited purpose described in the first paragraph of this section and would not necessarily identify all deficiencies in internal control that might be significant deficiencies or material weaknesses. We did not identify any deficiencies in internal control over compliance that we consider to be material weaknesses, as defined above.

This report is intended solely for the information and use of the management, the Council of the City of Greenville, federal awarding agencies and pass-through entities and is not intended to be and should not be used by anyone other than these specified parties.



Julian & Grube, Inc.  
June 12, 2009

**CITY OF GREENVILLE  
DARKE COUNTY, OHIO**

**SCHEDULE OF FINDINGS  
OMB CIRCULAR A-133 § .505  
DECEMBER 31, 2008**

<b>1. SUMMARY OF AUDITORS' RESULTS</b>		
<i>(d)(1)(i)</i>	<i>Type of Financial Statement Opinion</i>	Unqualified
<i>(d)(1)(ii)</i>	<i>Were there any material control weaknesses reported at the financial statement level (GAGAS)?</i>	No
<i>(d)(1)(ii)</i>	<i>Were there any other significant deficiencies in internal control reported at the financial statement level (GAGAS)?</i>	No
<i>(d)(1)(iii)</i>	<i>Was there any reported material noncompliance at the financial statement level (GAGAS)?</i>	No
<i>(d)(1)(iv)</i>	<i>Were there any material internal control weaknesses reported for major federal programs?</i>	No
<i>(d)(1)(iv)</i>	<i>Were there any significant deficiencies in internal control reported for major federal programs?</i>	No
<i>(d)(1)(v)</i>	<i>Type of Major Programs' Compliance Opinion</i>	Unqualified
<i>(d)(1)(vi)</i>	<i>Are there any reportable findings under §.510?</i>	No
<i>(d)(1)(vii)</i>	<i>Major Program (listed):</i>	Formula Grants for Other Than Urbanized Areas C.F.D.A. #20.509
<i>(d)(1)(viii)</i>	<i>Dollar Threshold: Type A/B Programs</i>	Type A:>\$300,000 Type B: all others
<i>(d)(1)(ix)</i>	<i>Low Risk Auditee?</i>	Yes

**2. FINDINGS RELATED TO THE BASIC FINANCIAL STATEMENTS  
REQUIRED TO BE REPORTED IN ACCORDANCE WITH GAGAS**

None

**3. FINDINGS FOR FEDERAL AWARDS AND QUESTIONED COSTS**

None





Mary Taylor, CPA  
Auditor of State

**CITY OF GREENVILLE**

**DARKE COUNTY**

**CLERK'S CERTIFICATION**

**This is a true and correct copy of the report which is required to be filed in the Office of the Auditor of State pursuant to Section 117.26, Revised Code, and which is filed in Columbus, Ohio.**

*Susan Babbitt*

**CLERK OF THE BUREAU**

**CERTIFIED  
AUGUST 11, 2009**