



Mary Taylor, CPA
Auditor of State

LAKE COUNTY

TABLE OF CONTENTS

Title	Page
Schedule of Federal Awards Expenditures.....	1
Notes to the Schedule of Federal Awards Expenditures	4
Independent Accountants' Report on Internal Control Over Financial Reporting and on Compliance and Other Matters Required by <i>Government Auditing Standards</i>	5
Independent Accountants' Report on Compliance with Requirements Applicable to Each Major Federal Program and on Internal Control Over Compliance in Accordance with OMB Circular A-133.....	7
Schedule of Findings.....	9

This page intentionally left blank.

LAKE COUNTY

**SCHEDULE OF FEDERAL AWARDS EXPENDITURES
FOR THE YEAR ENDED DECEMBER 31, 2007**

Federal Grantor/ Pass-Through Grantor/ Program Title	Project/Grant Number	CFDA Number	Disbursements	Non-Cash Disbursements
U. S. Department of Agriculture				
<i>Passed Through the Ohio Department of Education:</i>				
Food Donation	N/A	10.550	\$0	\$4,397
Nutrition Cluster:				
School Breakfast Program	N/A	10.553	15,996	0
National School Lunch Program	N/A	10.555	21,911	0
Total Nutrition Cluster			<u>37,907</u>	<u>0</u>
Total U. S. Department of Agriculture			<u>37,907</u>	<u>4,397</u>
U. S. Department of Education				
<i>Passed Through the Ohio Department of MRDD:</i>				
Special Education Cluster:				
Special Education: Grants to States	070037-6BSF-2007P	84.027	81,666	0
Special Education: Grants to States	070037-6BSF-2008P	84.027	<u>9,047</u>	<u>0</u>
Subtotal CFDA #84.027			<u>90,713</u>	<u>0</u>
Special Education: Preschool Grants	070037-PGS1-2007P	84.173	18,160	0
Special Education: Preschool Grants	070037-PGS1-2008P	84.173	<u>2,046</u>	<u>0</u>
Subtotal CFDA #84.173			<u>20,206</u>	<u>0</u>
Total Special Education Cluster			<u>110,919</u>	<u>0</u>
Innovative Education Program Strategies (Title VI)	070037-C2S1-2007P	84.298	132	0
Innovative Education Program Strategies (Title VI)	070037-C2S1-2008P	84.298	<u>14</u>	<u>0</u>
Subtotal CFDA #84.298			<u>146</u>	<u>0</u>
Total U.S. Department of Education			<u>111,065</u>	<u>0</u>
U. S. Department of Homeland Security				
<i>Passed through the Ohio Emergency Management Agency:</i>				
FEMA - 2006 Flood	1656-DR-085-08871	97.036	543,232	0
Buffer Zone Protection Program	S06-BZPP-43-0094	97.078	25,315	0
Emergency Management Performance Grants	2007-EME70042	97.042	80,437	0
ODP Citizens Corps Program Grant	2004-GC-T4-0025	97.053	3,500	0
2006 State Homeland Security Program (SHSP), County	2006-GE-T6-0001	97.073	133,909	0
2006 State Homeland Security Program (SHSP), Regional	2006-GE-T6-0001	97.073	<u>58,063</u>	<u>0</u>
Subtotal CFDA #97.073			<u>191,972</u>	<u>0</u>
Law Enforcement Terrorism Prevention	S07-LETPP6-43-0214	97.074	27,355	0
Total U. S. Department of Homeland Security			<u>871,811</u>	<u>0</u>
U. S. Department of Housing and Urban Development				
<i>Direct Programs:</i>				
Community Development Block Grants/Entitlements	B-05-UC-390007	14.218	1,000,410	0
Community Development Block Grants/Entitlements	B-06-UC-390007	14.218	<u>517,704</u>	<u>0</u>
Subtotal CFDA #14.218			<u>1,518,114</u>	<u>0</u>
Home Investment Partnerships Program	M-03-UC-390201	14.239	90,012	0
Home Investment Partnerships Program	M-04-UC-390201	14.239	828	0
Home Investment Partnerships Program	M-05-UC-390201	14.239	228,844	0
Home Investment Partnerships Program	M-06-UC-390201	14.239	<u>182,646</u>	<u>0</u>
Subtotal CFDA #14.239			<u>502,330</u>	<u>0</u>
Total U.S. Department of Housing and Urban Development			<u>2,020,444</u>	<u>0</u>
U.S. Federal Highway Administration				
<i>Passed through the Ohio Department of Transportation:</i>				
Highway Planning and Construction	N/A	20.205	670,954	0
Total U.S. Federal Highway Administration			<u>670,954</u>	<u>0</u>

(Continued)

LAKE COUNTY

**SCHEDULE OF FEDERAL AWARDS EXPENDITURES
FOR THE YEAR ENDED DECEMBER 31, 2007**

Federal Grantor/ Pass-Through Grantor/ Program Title	Project/Grant Number	CFDA Number	Disbursements	Non-Cash Disbursements
<u>U. S. Department of Labor</u>				
<i>Passed Through the Ohio Department of Jobs and Family Services:</i>				
<i>Passed Through Area 5 Workforce Investment Board:</i>				
Workforce Investment Act (WIA) Cluster:				
WIA Adult Programs (SFY 07)	N/A	17.258	\$414,605	\$0
WIA Adult Programs (SF 07) - Administrative	N/A	17.258	26,665	0
WIA Adult Programs (SF 08)	N/A	17.258	225,517	0
WIA Adult Programs (SF 08) - Administrative	N/A	17.258	12,060	0
Subtotal CFDA #17.258			678,847	0
WIA Youth Programs (SF 07)	N/A	17.259	210,859	0
WIA Youth Programs (SF 07) - Administrative	N/A	17.259	12,987	0
WIA Youth Programs (SF 08)	N/A	17.259	319,191	0
WIA Youth Programs (SF 08) - Administrative	N/A	17.259	1,885	0
Subtotal CFDA #17.259			544,922	0
WIA Dislocated Workers (SF 07)	N/A	17.260	258,818	0
WIA Dislocated Workers (SF 07) - Administrative	N/A	17.260	9,308	0
WIA Dislocated Workers (SF 08)	N/A	17.260	234,537	0
WIA Dislocated Workers (SF 08) - Administrative	N/A	17.260	11,358	0
Subtotal CFDA #17.260			514,021	0
Total U. S. Department of Labor - WIA Cluster			1,737,790	0
<u>U. S. Department of Justice</u>				
<i>Passed Through the Ohio Office of Criminal Justice Services:</i>				
Violence Against Women Formula Grants	2005-WF-VA5-8211	16.588	0	0
Violence Against Women Formula Grants	2006-WF-VA5-8211	16.588	40,560	0
Subtotal CFDA #16.588			40,560	0
Byrne Formula Grant Program	2004-DG-A01-7117	16.579	19,949	0
Byrne Formula Grant Program	2004-BJ-A01-6447	16.579	21,600	0
Subtotal CFDA #16.579			41,549	0
Justice Assistance Grant	2005-JG-A01-6447	16.738	0	0
Justice Assistance Grant	2006-JG-A01-6447	16.738	13,249	0
Subtotal CFDA #16.579			13,249	0
Forensic DNA Capacity Enhancement Program	2006-DN-BX-K031	16.741	11,553	0
Paul Coverdell Forensic Sciences Improvement Grant Program	2006-PC-NFS-7802	16.742	17,208	0
Total Ohio Office of Criminal Justice Services			124,119	0
<i>Passed Through the Ohio Attorney General's Office:</i>				
Crime Victim Assistance	2006VAGENE039T	16.575	110,842	0
Crime Victim Assistance	2007VAGENE039T	16.575	36,549	0
Total Ohio Attorney General's Office			147,391	0
<i>Passed Through the Ohio Department of Youth Services:</i>				
Juvenile Accountability Incentive Block Grants	2006-JB-001-A002	16.523	15,618	0
Total U.S. Department of Justice			287,128	0
<u>U. S. Department of Health and Human Services</u>				
<i>Passed Through the Ohio Department of Alcohol & Drug Addiction Services:</i>				
Block Grants for Prevention and Treatment of Substance Abuse:				
ADA Per Capita	BG43	93.959	346,394	0
ADA Per Capita	BG43	93.959	346,391	0
ADA Women's Set Aside	43-01316-WOMEN-T-07-9013	93.959	41,492	0
ADA Women's Set Aside	43-01316-WOMEN-T-08-9013	93.959	41,492	0
ADA TANF Prevention	N/A	93.959	38,500	0
Subtotal CFDA #93.959			814,269	0
Medical Assistance Program (ADA)	N/A	93.778	992,983	0
Total Ohio Department of Alcohol & Drug Addiction Services			1,807,252	0

(Continued)

LAKE COUNTY

**SCHEDULE OF FEDERAL AWARDS EXPENDITURES
FOR THE YEAR ENDED DECEMBER 31, 2007**

Federal Grantor/ Pass-Through Grantor/ Program Title	Project/Grant Number	CFDA Number	Disbursements	Non-Cash Disbursements
<i>Passed Through the Ohio Department of Mental Health:</i>				
Projects for Assistance Transition from Homelessness	OCRS-PATH-06-07	93.150	\$29,953	\$0
Projects for Assistance Transition from Homelessness	OCRS-PATH-07-08	93.150	27,348	0
Path Pilot Grant	C-06-04-06	93.150	0	0
Path Pilot Grant	C-07-04-07	93.150	19,438	0
Subtotal CFDA #93.150			76,739	0
FAST Grant	25-CS-07-01	93.556	31,366	0
FAST Grant	25-CS-08-01	93.556	13,442	0
Subtotal CFDA #93.556			44,808	0
<i>Block Grants for Community Mental Health Services:</i>				
MH Block Grant	N/A	93.958	94,093	0
Suicide Prevention Coalition	25-CS-06-03	93.958	0	0
Subtotal CFDA #93.958			94,093	0
Network of Care Grant	25-TSIG-07-01	93.243	18,215	0
Star - SI	N/A	93.243	6,328	0
Subtotal CFDA #93.243			24,543	0
Medical Assistance Program (MH)	N/A	93.778	5,870,185	0
Medical Assistance Program (OBRA/PASSAR)	N/A	93.778	5,103	0
Subtotal CFDA #93.778			5,875,288	0
Total Ohio Department of Mental Health			6,115,471	0
<i>Passed Through the Ohio Department of MRDD:</i>				
Social Services Block Grant (Title XX) 2007	N/A	93.667	154,472	0
Social Services Block Grant (Title XX) 2008	N/A	93.667	154,803	0
Subtotal CFDA #93.667			309,275	0
Title XIX - SCHIP	N/A	93.767	171	0
Medical Assistance Program (CAFS)	N/A	93.778	0	0
Medical Assistance Program (Institutional Respite)	N/A	93.778	8,400	0
Medical Assistance Program (TCM)	N/A	93.778	225,019	0
Subtotal CFDA #93.778			233,419	0
Total Ohio Department of MRDD			542,865	0
<i>Passed Through the Ohio Department of Jobs and Family Services:</i>				
Abuse and Neglect	0601OHCA01	93.669	2,000	0
Chaffe Foster Care Independence Program	0701OH1420	93.674	1,200	0
Child Welfare Services- IV-B	0701OH1400	93.645	0	0
Child Welfare Services- IV-B	0801OH1400	93.645	10,855	0
Subtotal CFDA #93.645			10,855	0
Child Welfare Services- ESSA Preservation	0701OH1400	93.556	0	0
Child Welfare Services- ESSA Reunification	0701OH1400	93.556	0	0
Child Welfare Services- ESSA Preservation - Operations	0801OH1400	93.556	7,174	0
Child Welfare Services- ESSA Reunification -Operations	0801OH1400	93.556	6,126	0
Child Welfare Services- ESSA Reunification	0801OH1400	93.556	1,580	0
Subtotal CFDA #93.556			14,880	0
Total Ohio Department of Jobs and Family Services			28,935	0
<i>Passed Through the Ohio Department of Health:</i>				
VAWA Rape Prevention	43-1-002-2-AG-06	93.136	0	0
VAWA Rape Prevention	43-1-002-2-AG-07	93.136	50,543	0
VAWA Rape Prevention	43-1-002-2-AG-08	93.136	7,031	0
Subtotal CFDA #93.136			57,574	0
Total Ohio Department of Health			57,574	0
Total U.S. Department of Health and Human Services			8,552,097	0
<u>U. S. Department of Defense</u>				
<i>Direct Program:</i>				
U.S Army Corps of Engineers	N/A	12.XXX	16,089	0
Total U.S. Department of Defense			16,089	0
TOTAL FEDERAL ASSISTANCE			\$14,305,285	\$4,397

See notes to the Schedule of Federal Awards Receipts and Expenditures

LAKE COUNTY

**NOTES TO THE SCHEDULE OF FEDERAL AWARDS EXPENDITURES
FOR THE YEAR ENDED DECEMBER 31, 2007**

NOTE 1 - SIGNIFICANT ACCOUNTING POLICIES

The accompanying Schedule of Federal Awards Expenditures (the Schedule) is a summary of the activity of the County's federal awards programs. The schedule has been prepared on the cash basis of accounting.

NOTE 2 - FOOD DISTRIBUTION

Non-monetary assistance, such as food received from the U.S. Department of Agriculture, is reported in the schedule at the fair market value of the commodities received and consumed. Cash receipts from the U.S. Department of Agriculture are commingled with State grants. It is assumed federal monies are expended first. At December 31, 2007, the County had no significant food commodities in inventory.

NOTE 3 – LOCAL MATCHING

Certain Federal Programs require the County contribute non-Federal funds (matching funds) to support the Federally-funded programs. The County has complied with the matching requirements. The expenditure of non-Federal matching funds is not included on the Schedule.

CFDA - Catalog of Federal Domestic Assistance



Mary Taylor, CPA

Auditor of State

INDEPENDENT ACCOUNTANTS' REPORT ON INTERNAL CONTROL OVER FINANCIAL REPORTING AND ON COMPLIANCE AND OTHER MATTERS REQUIRED BY *GOVERNMENT AUDITING STANDARDS*

Lake County
105 Main Street
Painesville, Ohio 44077

To the Board of County Commissioners:

We have audited the financial statements of the governmental activities, the business-type activities, the discretely presented component units, each major fund, and the aggregate remaining fund information of Lake County, Ohio (the County) as of and for the year ended December 31, 2007, which collectively comprise the County's basic financial statements and have issued our report thereon dated June 16, 2008. We conducted our audit in accordance with auditing standards generally accepted in the United States of America and the standards applicable to financial audits contained in the Comptroller General of the United States' *Government Auditing Standards*. Other auditors audited the financial statements of Deepwood Industries Incorporated, one of the County's discretely presented component units, as described in our opinion on the County's financial statements. This report does not include the results of the other auditors' testing of internal control over financial reporting or compliance and other matters that those auditors' separately reported.

Internal Control Over Financial Reporting

In planning and performing our audit, we considered the County's internal control over financial reporting as a basis for designing our audit procedures for expressing our opinions on the financial statements, but not to opine on the effectiveness of the County's internal control over financial reporting. Accordingly, we have not opined on the effectiveness of the County's internal control over financial reporting.

A control deficiency exists when the design or operation of a control does not allow management or employees, in performing their assigned functions, to prevent or detect misstatements on a timely basis. A significant deficiency is a control deficiency, or combination of control deficiencies, that adversely affects the County's ability to initiate, authorize, record, process, or report financial data reliably in accordance with its applicable accounting basis, such that there is more than a remote likelihood that the County's internal control will not prevent or detect a more than inconsequential financial statement misstatement.

A material weakness is a significant deficiency, or combination of significant deficiencies resulting in more than a remote likelihood that the County's internal control will not prevent or detect a material financial statement misstatement.

Our consideration of internal control over financial reporting was for the limited purpose described in the first paragraph of this section and would not necessarily identify all internal control deficiencies that might be significant deficiencies or material weaknesses. We did not identify any deficiencies in internal control over financial reporting that we consider material weaknesses, as defined above.

We noted certain matters that we reported to the County's management in a separate letter dated June 16, 2008.

Compliance and Other Matters

As part of reasonably assuring whether the County's financial statements are free of material misstatement, we tested its compliance with certain provisions of laws, regulations, contracts, and grant agreements, noncompliance with which could directly and materially affect the determination of financial statement amounts. However, providing an opinion on compliance with those provisions was not an objective of our audit and accordingly, we do not express an opinion. The results of our tests disclosed no instances of noncompliance or other matters we must report under *Government Auditing Standards*.

We did note a certain noncompliance or other matter that we reported to the County's management in a separate letter dated June 16, 2008.

We intend this report solely for the information and use of the audit committee, management, Board of County Commissioners, and federal awarding agencies and pass-through entities. We intend it for no one other than these specified parties.



Mary Taylor, CPA
Auditor of State

June 16, 2008



Mary Taylor, CPA

Auditor of State

INDEPENDENT ACCOUNTANTS' REPORT ON COMPLIANCE WITH REQUIREMENTS APPLICABLE TO EACH MAJOR FEDERAL PROGRAM AND ON INTERNAL CONTROL OVER COMPLIANCE IN ACCORDANCE WITH OMB CIRCULAR A-133

Lake County
105 Main Street
Painesville, Ohio 44077

To the Board of County Commissioners:

Compliance

We have audited the compliance of Lake County, Ohio, (the County) with the types of compliance requirements described in the U.S. Office of Management and Budget (OMB) *Circular A-133, Compliance Supplement* that apply to each of its major federal programs for the year ended December 31, 2007. The summary of auditor's results section of the accompanying schedule of findings identifies the County's major federal programs. The County's management is responsible for complying with the requirements of laws, regulations, contracts, and grants applicable to each major federal program. Our responsibility is to express an opinion on the County's compliance based on our audit.

We conducted our audit of compliance in accordance with auditing standards generally accepted in the United States of America; the standards applicable to financial audits contained in *Government Auditing Standards* issued by the Comptroller General of the United States; and OMB Circular A-133, *Audits of States, Local Governments, and Non-Profit Organizations*. Those standards and OMB Circular A-133 require that we plan and perform the audit to reasonably assure whether noncompliance occurred with the types of compliance requirements referred to above that could directly and materially affect a major federal program. An audit includes examining, on a test basis, evidence about the County's compliance with those requirements and performing other procedures we considered necessary in the circumstances. We believe our audit provides a reasonable basis for our opinion. Our audit does not provide a legal determination on the County's compliance with those requirements.

In our opinion, the County complied, in all material respects, with the requirements referred to above that apply to each of its major federal programs for the year ended December 31, 2007.

Internal Control Over Compliance

The County's management is responsible for establishing and maintaining effective internal control over compliance with the requirements of laws, regulations, contracts, and grants applicable to federal programs. In planning and performing our audit, we considered the County's internal control over compliance with requirements that could directly and materially affect a major federal program in order to determine our auditing procedures for the purpose of expressing our opinion on compliance, but not for the purpose of expressing an opinion on the effectiveness of internal control over compliance. Accordingly, we do not express an opinion on the effectiveness of the County's internal control over compliance.

Lausche Building / 615 Superior Ave., NW / Twelfth Floor / Cleveland, OH 44113-1801
Telephone: (216) 787-3665 (800) 626-2297 Fax: (216) 787-3361
www.auditor.state.oh.us

A *control deficiency* in internal control over compliance exists when the design or operation of a control does not allow management or employees, when performing their assigned functions, to prevent or detect noncompliance with a federal program compliance requirement on a timely basis. A *significant deficiency* is a control deficiency, or combination of control deficiencies, that adversely affects the Government's ability to administer a federal program such that there is more than a remote likelihood that the County's internal control will not prevent or detect more than inconsequential noncompliance with a federal program compliance requirement.

A material weakness is a significant deficiency, or combination of significant deficiencies, that results in more than a remote likelihood that the County's internal control will not prevent or detect material noncompliance with a federal program's compliance requirements.

Our consideration of internal control over compliance was for the limited purpose described in the first paragraph of this section and would not necessarily identify all deficiencies in internal control that might be significant deficiencies or material weaknesses. We did not identify any deficiencies in internal control over compliance that we consider to be material weaknesses, as defined above.

Schedule of Federal Awards Expenditures

We have audited the financial statements of the governmental activities, the business-type activities, the discretely presented component units, each major fund and the aggregate remaining fund information of Lake County, Ohio, as of and for the year ended December 31, 2007, and have issued our report thereon dated June 16, 2008. We did not audit the financial statements of the Deepwood Industries Incorporated (the Workshop), one of the County's discretely presented component units. Other auditors audited those financial statements. They have furnished their report thereon to us and we base our opinion, in so far as it relates to the amounts included for Deepwood Industries Incorporated on the report of the other auditors. Our audit was performed to form opinions on the financial statements that collectively comprise the County's basic financial statements. The accompanying schedule of federal expenditures provides additional information as required by OMB Circular A-133 and is not a required part of the basic financial statements. We subjected this information to the auditing procedures applied in the audit of the basic financial statements. In our opinion, this information is fairly stated, in all material respects, in relation to the basic financial statements taken as a whole.

We intend this report solely for the information and use of the audit committee, management, Board of County Commissioners, federal awarding agencies, and pass-through entities. It is not intended for anyone other than these specified parties.



Mary Taylor, CPA
Auditor of State

June 16, 2008

LAKE COUNTY

**SCHEDULE OF FINDINGS AND QUESTIONED COSTS
OMB CIRCULAR A -133 § .505
FISCAL YEAR ENDED DECEMBER 31, 2007**

1. SUMMARY OF AUDITOR'S RESULTS

(d)(1)(i)	Type of Financial Statement Opinion	Unqualified
(d)(1)(ii)	Were there any material control weaknesses reported at the financial statement level (GAGAS)?	No
(d)(1)(ii)	Were there any other significant deficiencies in internal control reported at the financial statement level (GAGAS)?	No
(d)(1)(iii)	Was there any reported material noncompliance at the financial statement level (GAGAS)?	No
(d)(1)(iv)	Were there any material internal control weaknesses reported for major federal programs?	No
(d)(1)(iv)	Were there any other significant deficiencies in internal control reported for major federal programs?	No
(d)(1)(v)	Type of Major Programs' Compliance Opinion	Unqualified
(d)(1)(vi)	Are there any reportable findings under § .510?	No
(d)(1)(vii)	Major Programs (list):	CFDA #14.218 – Community Development Block Grant CFDA #17.258, 17.259, and 17.260 – Workforce Investment Act CFDA #93.959 – SAPT Block Grant
(d)(1)(viii)	Dollar Threshold: Type A/B Programs	Type A: > \$ 429,290 Type B: all others
(d)(1)(ix)	Low Risk Auditee?	Yes

**2. FINDINGS RELATED TO THE FINANCIAL STATEMENTS
REQUIRED TO BE REPORTED IN ACCORDANCE WITH GAGAS**

None

3. FINDINGS AND QUESTIONED COSTS FOR FEDERAL AWARDS

None



LAKE COUNTY

OHIO • 2007

Comprehensive Annual Financial Report
for the Year Ended December 31, 2007

Edward H. Zupancic • Lake County Auditor



LAKE COUNTY

OHIO • 2007

Comprehensive Annual Financial Report
for the Year Ended December 31, 2007

Edward H. Zupancic
Lake County Auditor

Joseph C. Dowd
Chief Deputy Auditor / Manager Financial Reporting

Prepared by the Lake County Auditor's Office



INTRODUCTORY SECTION

Lake County, Ohio 2007

Comprehensive Annual Financial Report

Prepared by the Lake County Auditor's Office

LAKE COUNTY, OHIO

COMPREHENSIVE ANNUAL FINANCIAL REPORT FOR THE YEAR ENDED DECEMBER 31, 2007

TABLE OF CONTENTS

INTRODUCTORY SECTION

Title Page	1
Table of Contents	3
Transmittal Letter	7
Certificate of Achievement for Excellence in Financial Reporting	29
Elected Officials	30
Organizational Charts	31

FINANCIAL SECTION

Independent Accountants' Report	33
Management's Discussion and Analysis	35
Basic Financial Statements:	
Government-wide Financial Statements:	
Statement of Net Assets	49
Statement of Activities	50
Fund Financial Statements:	
Balance Sheet – Governmental Funds	52
Statement of Revenues, Expenditures and Changes in Fund Balances – Governmental Funds	54
Statement of Revenues, Expenditures and Changes in Fund Balance – Budget and Actual – Major Governmental Funds (Non-GAAP Budgetary Basis):	
General Fund	56
Board of Mental Retardation and Developmental Disabilities	57
Board of Alcohol, Drug Addiction and Mental Health Services	58

LAKE COUNTY, OHIO

COMPREHENSIVE ANNUAL FINANCIAL REPORT FOR THE YEAR ENDED DECEMBER 31, 2007

TABLE OF CONTENTS

FINANCIAL SECTION (Continued)

Statement of Net Assets – Proprietary Funds	59
Statement of Revenues, Expenses and Changes in Fund Net Assets – Proprietary Funds	61
Statement of Cash Flows – Proprietary Funds	62
Statement of Fiduciary Assets and Liabilities - Agency Funds	64
Notes to the Basic Financial Statements	65
Combining Statements and Individual Fund Schedules:	
<i><u>General Fund:</u></i>	
Schedule of Revenues, Expenditures and Changes in Fund Balances – Budget and Actual – (Non-GAAP Budgetary Basis)	118
<i><u>Nonmajor Governmental Funds:</u></i>	
Combining Balance Sheet – Nonmajor Governmental Funds	127
Combining Statement of Revenues, Expenditures and Changes in Fund Balances – Nonmajor Governmental Funds	128
<i><u>Nonmajor Special Revenue Funds:</u></i>	
Combining Balance Sheet – Nonmajor Special Revenue Funds	136
Combining Statement of Revenues, Expenditures and Changes in Fund Balances – Nonmajor Special Revenue Funds	148
Schedule of Revenues, Expenditures and Changes in Fund Balances – Budget and Actual – Other Nonmajor Special Revenue Funds – (Non-GAAP Budgetary Basis)	160

LAKE COUNTY, OHIO

COMPREHENSIVE ANNUAL FINANCIAL REPORT FOR THE YEAR ENDED DECEMBER 31, 2007

TABLE OF CONTENTS

FINANCIAL SECTION (Continued)

Nonmajor Debt Service Funds:

Combining Balance Sheet – Nonmajor Debt Service Funds	227
Combining Statement of Revenues, Expenditures and Changes in Fund Balances – Nonmajor Debt Service Funds	228
Schedule of Revenues, Expenditures and Changes in Fund Balances – Budget and Actual – Nonmajor Debt Service Funds – (Non-GAAP Budgetary Basis)	229

Nonmajor Capital Project Funds:

Combining Balance Sheet – Nonmajor Capital Project Funds	234
Combining Statement of Revenues, Expenditures and Changes in Fund Balances – Nonmajor Capital Project Funds	236
Schedule of Revenues, Expenditures and Changes in Fund Balances – Budget and Actual – Nonmajor Capital Project Funds – (Non-GAAP Budgetary Basis)	238

Enterprise Funds:

Schedule of Revenues, Expenses and Changes in Fund Equity – Budget and Actual – All Enterprise Funds – (Non-GAAP Budgetary Basis)	248
---	-----

Nonmajor Internal Service Funds:

Combining Statement of Net Assets – Nonmajor Internal Service Funds	252
Combining statement of Revenues, Expenses and Changes in Fund Net Assets – Nonmajor Internal Service Funds	253
Combining Statement of Cash Flows – Nonmajor Internal Service Funds	254
Schedule of Revenues, Expenses and Changes in Fund Equity – Budget and Actual – Nonmajor Internal Service Funds – (Non-GAAP Budgetary Basis)	256

LAKE COUNTY, OHIO

COMPREHENSIVE ANNUAL FINANCIAL REPORT FOR THE YEAR ENDED DECEMBER 31, 2007

TABLE OF CONTENTS

FINANCIAL SECTION (Continued)

Fiduciary Funds:

Combining Statement of Changes in Assets and Liabilities All Agency Funds	262
--	-----

STATISTICAL SECTION

Net Assets By Component - Last Five Years	269
Changes In Net Assets - Last Five Years	270
Fund Balances, Governmental Funds - Last Ten Years	272
Changes In Fund Balances, Government Funds - Last Ten Years	274
Assessed and Estimated Actual Value of Taxable Property - Last Ten Years	276
Property Tax Rates - Last Ten Years	278
Property Tax Rates of Overlapping Governments - Last Ten Years	280
Property Tax Levies and Collections - Last Ten Years	282
Principal Taxpayers Real Estate Tax	283
Principal Taxpayers Tangible Personal Property Taxpayers	284
Principal Taxpayers Tangible Public Utility Property Taxpayers	285
Ratio of Outstanding Debt by Type	286
Computation of Direct and Overlapping Debt	287
Computation of Legal Debt Margin	288
Schedule of Enterprise Bond Coverage	290
Demographic and Economic Statistics - Last Ten Years	291
Principal Employers	292
County Government Employees by Function/Activity	293
Operating Indicators by Function/Activity - Last Four Years	294
Capital Asset Statistics by Function/Activity	296



Lake County, Ohio

EDWARD H. ZUPANCIC
COUNTY AUDITOR

SECRETARY OF
BUDGET COMMISSION
BOARD OF REVISION

ADMINISTRATOR
DATA PROCESSING DEPT.

LAKE COUNTY ADMINISTRATION CENTER
105 MAIN ST.
P.O. BOX 490
PAINESVILLE, OHIO 44077-0490

440-350-2532
440-428-4348
440-918-2500
FAX: 440-350-2667

June 16, 2008

To the Board of County Commissioners and
the Citizens of Lake County:

As the Auditor of Lake County, I am pleased to present the 2007 Comprehensive Annual Financial Report for Lake County. I believe that this report provides a full and complete disclosure of the financial position and operations for the year ended December 31, 2007. My office believes that the data herein is accurate in all respects and includes all disclosures necessary to enable the reader to gain a maximum understanding of the financial affairs of Lake County.

This report demonstrates the commitment of the Auditor's Office and the management of Lake County to provide Lake County citizens and other interested parties with the most complete and accurate financial statements and disclosures.

The preparation of this report could not have been accomplished without the efforts of Joseph Dowd, Chief Deputy Auditor and Manager of Financial Reporting in the Auditor's Office. I wish to thank Joe for his dedication to this project.

I also wish to thank the entire staff of the Lake County Auditor's Office, the accounting and financial personnel of all other County departments and the various elected and appointed officials of Lake County. This report is a product of all of their combined efforts and cooperation. I ask for their continued support and cooperation in future years.

Sincerely,

Edward H. Zupancic
Lake County Auditor
Lake County, Ohio



Lake County, Ohio

EDWARD H. ZUPANCIC
COUNTY AUDITOR

SECRETARY OF
BUDGET COMMISSION
BOARD OF REVISION

ADMINISTRATOR
DATA PROCESSING DEPT.

LAKE COUNTY ADMINISTRATION CENTER
105 MAIN ST.
P.O. BOX 490
PAINESVILLE, OHIO 44077-0490

440-350-2532
440-428-4348
440-918-2500
FAX: 440-350-2667

June 16, 2008

Honorable Edward H. Zupancic
Lake County Auditor

Honorable Robert E. Aufuldish
Honorable Raymond E. Sines
Honorable Daniel P. Troy
Lake County Commissioners

Honorable John S. Crocker
Lake County Treasurer

Citizens of Lake County:

I am pleased to present Lake County's Comprehensive Annual Financial Report for the year ended December 31, 2007. To the best of my knowledge and belief, the enclosed data is accurate in all material respects and is reported in a manner designed to present fairly the financial position and results of operations of the County.

Responsibility for the accuracy, completeness and fairness of the presentation, including all disclosures, lies with the management of Lake County and, in particular, the Lake County Auditor's office. All disclosures necessary to enable the reader to gain an understanding of the County's financial activities and status are included.

This is the twenty-first consecutive Comprehensive Annual Financial Report issued by the Auditor's office. The report is prepared in accordance with Generally Accepted Accounting Principles, as set forth by the Government Accounting Standards Board (GASB) and other authoritative sources, and the guidelines set by the Government Finance Officers Association (GFOA).

The Comprehensive Annual Financial Report (CAFR) is presented in three sections, which are identified as follows:

The **Introductory Section** includes a table of contents, the transmittal letter, the Certificate of Achievement for Excellence in Financial Reporting for 2006, a list of all elected county officials and organizational charts for the Lake County government and the Auditor's Office.

TRANSMITTAL LETTER

The **Financial Section** includes the Independent Accountants' Report, Management's Discussion and Analysis (MD & A), the basic financial statements and notes to the financial statements that provide an overview of the County's financial position and operation results, the combining statements for nonmajor funds and other schedules of individual funds that provide detailed information relative to the basic financial statements.

The **Statistical Section** includes various historical, financial, economic and demographic information that may be useful for further analysis and comparisons.

REPORTING ENTITY

Lake County (the County), located in northeastern Ohio along the southern shore of Lake Erie, encompasses 23 municipalities, villages and townships. The County was first organized in 1840 and includes 231 square miles and approximately 227,000 residents, based on the results of the 2000 Census. The County seat is located in the City of Painesville, Ohio.

The County's greatest asset is its location on the shores of Lake Erie. The County also boasts numerous cultural and recreational attractions including Headlands Beach State Park - the longest in Ohio, Chagrin River Harbor, North Chagrin Reservation and Squire's Castle, Holden Arboretum, Chalet Debonne Vineyard - the second largest vineyard in the State, the Indian Museum of Lake County, the Marine Museum and Lighthouse, Lake Farmpark, "Lawnfield" - the home of President James A. Garfield, Lake Erie College Equestrian Center, the Mentor Marsh and Classic Stadium which is home to the Lake County Captains, the Cleveland Indians Class A baseball farm club. In addition, County residents and visitors can take advantage of over 7,600 acres of parkland and forty parks and facilities operated by Lake Metroparks, the County's Park District. The Chagrin and Grand Rivers flow into Lake Erie at Lake County. Golf enthusiasts can be satisfied by the numerous golf courses located throughout the County. Year round recreational events attract visitors from all over, including Vintage Ohio – a wine and food festival and the Lake County PerchFest.

The County is served by diversified transportation facilities, including immediate access to fifteen State and two U.S. highways and interstate highways 90 and 271. The County is served by Conrail, Amtrak and the Norfolk and Southern Railroads. Laketrans, the County's regional transit authority which provides both fixed line and on-demand bus service, also serves county residents. The American Public Transportation Association awarded Laketrans with its 2005 Outstanding Public Transportation Achievement Award which recognizes transit systems for a "demonstrated achievement in efficiency and effectiveness" based on qualitative measures including safety, customer service, financial management, operations, marketing, administration and community relations.

TRANSMITTAL LETTER

The Willoughby Lost Nation Airport and Casement Airport in Painesville Township are located in the County to serve private aircraft. The Cuyahoga County Airport, which also serves private aircraft, is located along the western border of Lake County. The Cleveland Hopkins International Airport, located approximately 30 miles west of the County, serves the County with regularly scheduled carriers. The County is also served by over 100 trucking firms, which distribute goods nationwide. Commercial and industrial businesses can also utilize the dock facilities of the Fairport Harbor Port Authority in the Village of Fairport Harbor.

The County is directly served by Lake Hospital System, Inc., an acute care hospital system with facilities located in the Cities of Painesville, Willoughby, Madison and Mentor. The hospital system boasts diagnostic, surgical and cancer research centers which have been constructed in recent years. Educational services are provided by the various school districts within the County, as well as Lakeland Community College, Lake Erie College and a branch of Tiffin University, all located within the County. Several other public and private colleges and universities are located outside the County but within commuting distance. The County is home to two local radio stations and one daily newspaper with circulation extending beyond County borders.

In 2006, the City of Mentor, located in Lake County, was named as the sixty-eighth best place to live in the country by CNNMoney.com for cities with populations of 300,000 or less. Researchers took into consideration education, crime rates, housing costs and declines in employment.

Ohio statutes impose the legislative, financial and judicial powers of the County. The legislative body of the County is comprised of a three member Board of County Commissioners, with each member elected at large for overlapping four-year terms. The Board of Commissioners serves as the taxing authority, the contracting body and the chief administrators of public services for the County. The Board of Commissioners creates and adopts the annual operating budget including all appropriation measures and approves all expenditures of all County funds. In addition to the Board of Commissioners, the offices of the County Auditor and County Treasurer perform various financial functions of the County government.

The County Auditor, who is elected to a four-year term, serves as the chief fiscal officer for the County and the tax assessor for all political subdivisions within the County. As the chief fiscal officer, no contract or obligation involving the County can be made without the Auditor's certification that appropriations are sufficient and that funds are available, or in the process of collection, to ensure that the contract or obligation can be paid. The Auditor is also the central disbursing agent of the County, who, by the issuance of county warrants, distributes funds to creditors in payment of liabilities, including payroll, incurred by the County and its departments.

TRANSMITTAL LETTER

As tax assessor, the Auditor is responsible for establishing the tax rates for real estate, personal property and manufactured homes. Once these taxes are collected, the Auditor is responsible for distributing tax collections to the other governmental entities in accordance with legally adopted rates. In addition to these duties, the Auditor serves as the secretary of the Board of Revision and the Budget Commission, is the administrator of, and secretary to, the County Data Processing Board, and is a member of the Geographic Information Systems (GIS) Board.

The County Treasurer, also elected to a four-year term, is the custodian of all County funds. The Treasurer is responsible for the investment of all idle County funds, as specified by Ohio law. The Treasurer is also responsible for collecting all tax monies and applying those payments to the appropriate tax accounts. The two offices perform daily reconciliations of the total County fund balances of the Auditor and the Treasurer, and reconciliations on a fund-by-fund basis are prepared monthly. The Treasurer, the Auditor and the County Prosecutor comprise the County Budget Commission. The Budget Commission plays an important function in the financial administration of the County government and all other local governments within the County. Other elected officials serving four-year terms include the Prosecutor, the Engineer, the Recorder, the Sheriff, the Clerk of Courts, the Coroner and seven Common Pleas Court Judges.

The County government offers a wide range of services to its residents including, but not limited to, general government, public welfare, social services and public assistance, civil and criminal justice system administration, road and bridge maintenance services, health and other administrative support services. In addition, the County's Department of Utilities operates a water distribution system, a wastewater collection system, a solid waste disposal system and a solid waste recycling program.

For financial reporting purposes, the County includes all funds, agencies, boards and commissions that comprise the "financial reporting entity" in accordance with the Governmental Accounting Standards Board (GASB) Statement No. 14. The financial reporting entity consists of (a) the primary government, (b) organizations for which the primary government is financially accountable, and (c) other organizations for which the nature and significance of their relationship with the primary government are such that exclusion would cause the reporting entity's financial statements to be misleading or incomplete. Note A to the basic financial statements provides a more detailed discussion of the County's financial reporting entity.

In accordance with GASB Statement No. 14, Deepwood Industries, Inc. (the Workshop) and the Lake County Port Authority (the Port Authority) are included in the County's financial reporting entity as component units. The Workshop is a non-profit corporation established to provide employment for consumers of the Lake County Board of Mental Retardation and Developmental Disabilities (Board of MR & DD) enrolled in the Adult Services Workshop Program and CLEO Supported Employment Program. The Board of MR & DD provides the staff facilities and support services necessary for the implementation of the programs offered by the Workshop. The Workshop generates its revenue from the sale of goods.

TRANSMITTAL LETTER

The Port Authority was established by the Board of Lake County Commissioners in 2007 as a body corporate and politic for the purpose of promoting projects that will provide for the creation of jobs and employment opportunities and improve the economic welfare of the County. The Port Authority is governed by a seven member Board of Directors; all appointed by the County Commissioners who can remove any board member and can also dissolve the Port Authority.

The County Auditor serves as the fiscal officer and custodian of funds, but the County is not financially accountable for the Lake County General Health District and the Lake County Soil and Water Conservation District, whose activities are included in this report as agency funds.

ECONOMIC CONDITION AND OUTLOOK

Lake County, the smallest geographical county in the State of Ohio, is located about 30 miles east of Cleveland, along the southern shore of Lake Erie, and is considered part of the Greater Cleveland metropolitan area. The County is in the Cleveland Primary Metropolitan Statistical Area (PMSA), along with Ashtabula, Cuyahoga, Geauga, Lorain and Medina counties, which was the sixteenth largest PMSA out of a total of seventy-four PMSA's in the United States, per the 2000 U.S. Census. The County's 2000 Census population of 227,511 placed it as the eleventh most populous of the State's eighty-eight counties.

Lake County is fortunate to have a much diversified economic base consisting of chemical manufacturing and research, wire and wire mesh products, plastic and plastic products, custom machinery, health care, nurseries and government. The County can be divided into several distinct industrial, commercial and residential areas. The western third of the County is highly developed with industrial and commercial corporations and contains some of the County's more "established" residential neighborhoods. The northeastern coastline is the home of the County's shipping industry and some of its finest recreational activities. The eastern and southeastern sections of the County have seen major increases in residential development but still have large rural areas within them. The central portion of the County, namely the Cities of Mentor and Painesville, boast the County's retail hub and government seat, respectively.

Lake County, with the Great Lakes Mall in the City of Mentor as its retail hub, is home to many retail giants such as Macys, K-Mart, Wal-Mart, Kohl's, Dick's, Best Buy, Circuit City, Target, Giant Eagle Supermarkets, Home Depot, Lowe's, Office Max, Walgreens, CVS, Regal Cinemas and B.J.'s Wholesale Club, several of whom have multiple locations within the County and have built new stores or remodeled existing buildings within Lake County in recent years. While some retail establishments have closed their facilities in Lake County in recent years for various reasons, most of the County's "big-box" stores are currently occupied.

TRANSMITTAL LETTER

Lake County has been fortunate to be on the positive end of retail growth in the last decade, in terms of both retail sales and in new construction of retail establishments. However, Lake County's retail vacancy rate increased from 4.9 percent at the end of 2005 to 6.1 percent at the end of 2006, to 8.9 percent at the end of 2007, according to a market analysis conducted by C. B. Richard Ellis Co. The study covered the Greater Cleveland area and included 250 shopping centers or freestanding buildings with 50,000 square feet or more of retail space in seven Northeast Ohio counties. Lake County's vacancy rate was still lower than the 9.8 percent for the entire region included in the study which covered 69 million square feet of retail space within Cuyahoga, Geauga, Lake, Lorain, Medina, Portage and Summit counties. Part of the reason for the vacancy rate increase in each of the last two years is due to the closing of four Tops grocery stores in the County. The grocery store chain closed all of its Ohio stores during 2006.

The retail occupancy rate for the City of Mentor, Lake County's retail hub with approximately 2.8 million square feet of retail space, was at 97 percent in 2007, which was virtually unchanged from 2006. According to a report by the City of Mentor's Community Development Department, the city is the sixth largest retail market in the state, ranking behind the much larger cities of Columbus, Cincinnati, Toledo, Cleveland and Akron. The largest retail vacancies at the close of 2007 were Mentor Commons with 30,700 square feet and Great Lakes Mall with 25,000 square feet of vacancies.

Several retail developments are currently under construction or are on the planning table. One of those is the Shamrock Business Center situated on 300 acres overlapping the Cities of Mentor and Painesville, which includes 700,000 square feet of retail space and 800,000 square feet of light industrial space, a hotel/conference center and some residential development. The whole complex could take an estimated ten years to complete construction. Construction of a new shopping plaza in front of Wal-Mart in Madison Township commenced in 2007. The 40,000 square foot, "L" shaped plaza already has several retailers committed to moving in, as well as a restaurant.

In the City of Willoughby, site clearing commenced on a development dubbed the Chagrin River Walk. Located on twenty-six acres along the east bank of the Chagrin River, just east of downtown Willoughby, the developer of this property is proposing a \$50 million retail, office and residential complex. The development would comprise as many as six buildings which will share a Georgian-style design. In total, the complex would entail 75,000 square feet of retail space, 100,000 square feet of office condominiums on the second floors of the retail buildings, and more than 100 units of rental apartments and condominiums ranging in price from \$200,000 to \$400,000. A high-end salon has committed to move into the complex and the company is searching for upscale retailers and restaurants as well.

The City of Mentor became home to a new 127,000 square foot Target retail superstore which opened its doors during 2007. The Classic Auto Group is currently constructing a Lexus and BMW dealership in the City of Willoughby Hills at the corner of the intersection of Interstate 90 and Route 91. Atlas Cinema opened a new 16 movie theater location near the Great Lakes Mall in Mentor. Each of the theaters will seat between 100 and 300 patrons.

TRANSMITTAL LETTER

A “hotspot” in the County’s business market is the area where State Route 44 and Interstate 90 intersect. Grist Mill, a commercial and office complex in Concord Township has really begun to take shape in the last few years with occupants such as Reider’s grocery store, Chardonnay’s Hair Studio and Wellness Spa, and a Waffle House restaurant along with several business offices. AmeriHost Inns opened a brand new 29,000 square foot, 55-room inn on 1.8 acres nearby in Concord Township about two years ago. The crowning jewel for this area will occur in slightly over one year when Lake Hospital System completes construction on its new \$125 million, high-tech, 125 bed facility near this location. The expected completion date for this facility, to be called TriPointe Medical Center, is sometime in 2009. All of the commercial development at this intersection has prompted a SR44 Corridor Transportation Study in Concord Township. The goals of the study include reduce traffic congestion, improve traffic safety in the vicinity and plan and accommodate for future growth in the area, which averages about 44,500 vehicles daily.

Within the last few years, construction began on Lakeview Bluffs, a combination commercial and residential development in Painesville Township, Painesville City and Fairport Harbor Village. Built on the former Diamond Shamrock Company property, which was formally declared as a Brownfield site years ago, this 1,100-acre site will be restored to a viable, and valuable, piece of property in the County. Included in the plans for this \$500 million redevelopment is a mix of single-family homes, townhouses, condominiums, a fifty to two hundred room sports resort hotel, commercial vineyard and winery, a 250-acre golf course where the holes will overlook Lake Erie and a 350-acre nature preserve. This development will take several years before it is complete but it is hoped to become the national model for successful Brownfield redevelopment.

In the City of Willowick, construction has begun on nearly 400 condominiums and single-family homes along with a new performing arts center and an outdoor amphitheater on the Lake Erie shoreline in their community. This development required the demolition of a portion of the Shoregate Shopping Center and the North Shore Mall to make way for the housing developments. A good portion of the retail space in these facilities had been vacant for several years, so the property is being developed for residential purposes. Infrastructure for this project is being financed through tax-increment financing or TIF’s. This financing mechanism allows municipalities to use “payments in lieu of taxes”, or PILOT’s, from property owners to provide the financial resources for the infrastructure improvements. This project was the first of its kind in the County, but since it began, three other cities have initiated TIF’s for various developments within their cities.

In Madison Village, Comfort Suites will be constructing a new hotel at I-90 and Route 528. With more than 45,000 vehicles passing through that area on a daily basis, the site is a prime location for the 64-bed, \$3.5 million building. The all-suite, three-story hotel will feature a swimming pool, conference and board rooms, and whirlpool spa suites. Local officials hope that the hotel will also benefit businesses in the area, including the wineries, and spur future growth in the eastern end of the County.

TRANSMITTAL LETTER

Industry is a vital source of income and jobs to the County. While the County has more retail commerce and small companies rather than major manufacturing companies, the County is appealing to industries because of the infrastructure, availability of water and other utilities, access to highways and a well-educated work force. According to a study conducted by Grubb and Ellis, the seven-county Northeast Ohio region is the ninth largest industrial region. About 2.2 million square feet, or 16.1 percent, of industrial space in Mentor is empty. Of that figure, more than 1.2 million square feet is taken up by three “industrial dinosaurs” which were very large industrial manufacturing facilities years ago. Each of these three complexes currently have over 300,000 square feet of space available. City of Mentor officials are considering the merits of designating these areas as a Foreign Trade Zone in order to provide more opportunities to utilize these vacant buildings. The City of Mentor ranks seventh in the State in the number of manufacturing establishments, growing at a time when many cities in the State are experiencing a decline. However, a loss to the County was Sentinel Consumer Products, Inc., a 102 year old health and beauty products company in Mentor, which ceased operations during 2007.

In the last fifteen years, the County and its municipalities have been utilizing tax abatement incentives in attracting new businesses to relocate to the County or expand existing facilities within the County. Businesses that were granted abatements benefited because their property tax liability was reduced. The benefit to the political subdivisions and the County is in the increase in the tax base for years to come and also because of the additional jobs generated, thereby generating additional income tax revenue for the local municipalities and some school districts. While property tax abatement still remains a viable source of retaining industrial, commercial and retail businesses in the County and encouraging new development, in recent years some Lake County municipalities have been migrating from property tax abatements to other innovative methods of securing new businesses to their locales. Programs such as “incentive grants” are based upon new payroll taxes generated from businesses relocating or expanding to local municipalities.

A few years ago, the City of Mentor offered an “incentive grant” to entice the Avery Dennison Corporation, a Fortune 500 company with \$5.3 billion in sales, to construct its worldwide adhesive roll materials headquarters in their City. The move was necessitated because Lake Hospital System owned one of the two buildings that Avery had been occupying and the hospital system needed the property to pave the way for their new facility which was discussed previously in this letter. Avery’s relocation brought to Mentor a new \$50 million complex which includes a 180,000 square foot, four story office and laboratory building, a 29,000 square foot research and development facility and a 25,000 square foot pilot coater facility to act in conjunction with the research lab. While the City’s “incentive grant” entitles the company to discounted city income taxes for a fifteen year period, the company will be paying significant real and personal property taxes to the City and the Mentor Exempted Village School District. Subsequent to the company’s relocation to Mentor, Avery Dennison was named one of the 100 Best Corporate Citizens in the United States by CRO, a magazine serving corporate responsibility officers.

TRANSMITTAL LETTER

The City of Mentor also used their “incentive grants” to entice Worthington Precision Metals Inc., a supplier of machined parts to the auto industry, to expand their local facility by closing a Tennessee plant and moving its operation to Mentor. The move brings fifty jobs and \$2 million in payroll to the city. Also in Mentor, Lincoln Electric Co. broke ground in 2007 on a new 120,000 square foot expansion at its welding consumable plant.

In the City of Painesville, a 2006 business retention and expansion survey of sixteen local companies provided some very positive news to the City and its officials. The companies said they like doing business in the City because of its low electric rates, professionally run utility departments and ease of working with the city administration. The city’s industrial park, called “Renaissance Business Park”, will soon house a new employer. PCC Airfoils will invest \$32.5 million in the construction of a new 100,000 square foot building. The company, which manufactures large gas turbine blades and vanes, settled on Painesville after considering sites in Georgia and Oregon. It is expected that PCC’s expansion will bring an additional 100 to 150 jobs to Painesville and the County.

While Painesville will be losing the LakeEast Hospital when their new facility is built in Concord Township, the City has seen a surge in new businesses relocating to the City. In previous years, the City received a boost when Coe Manufacturing invested \$12.9 million to consolidate its U.S. manufacturing operations in engineered wood products from Oregon to Painesville. In addition to Coe’s expansion, Core Systems LLC, a precision injection molder, moved their Greensboro, North Carolina facility to Painesville and Carnegie Body, a medium and heavy duty truck equipment and service distributor moved into a 26,000 square foot building in the City during 2006.

Steris Corporation is one of the major industrial players in the County with its world headquarters located in the City of Mentor. The company has more than \$1 billion in operations across the globe and sales offices in seventeen countries. Steris, a provider of infection and contamination prevention systems and products, made news in the area during 2005. The company, one of the County’s largest employers, used its vaporized hydrogen peroxide technology to rid a hospital and ambulances in Mississippi and Louisiana of contaminants left behind as a result of Hurricane Katrina.

The majority of the County's industrial facilities are in the western half of the County. However, the City of Painesville and Perry Township, which is located in the northeast area of the County, have been busy developing and promoting their own industrial parks. The first significant industrial development in Perry Township is the Wind Point Reserve Industrial Subdivision which currently is home to twenty-four businesses. This development is a joint effort between Perry Township, Perry Village and North Perry Village with the Perry School District also involved.

TRANSMITTAL LETTER

Several government officials traveled to Ontario, Canada in September of 2007 for a presentation on the feasibility of a proposed ferry service between Grand River Village in Lake County and Port Burwell in Ontario, Canada. Under this proposal, ferries carrying passengers and freight would cross Lake Erie from Port Burwell in Canada and would arrive in Grand River in two and one-half hours. That would significantly reduce the time it would take trucking companies to cross the U.S.-Canadian border. This concept is still very much in its infancy stage with funding being a possible major stumbling block to it becoming a reality.

The County is very proud of its own park district, Lake Metroparks. As previously mentioned, the park district is serving the County well in providing the residents with a quality park system which is expanding annually while continuing to furnish superior recreational programs and activities. In recent years the park district has purchased or acquired additional land in a continuing effort to expand and improve the County's recreational facilities. Currently, the park district has over 7,600 acres of property and operates forty facilities. The park district, which will celebrate its 50th anniversary in 2008, welcomes over 2.5 million visitors to its facilities annually.

In addition to the attractiveness of the Lake Metroparks system, the County also boasts that it is home to the Holden Arboretum, one of the largest arboreta in the United States. The Arboretum, located on 3,500 acres in the City of Kirtland, is a symbol of the beauty of Lake County and the "western reserve" region. The mission of the Holden Arboretum is to connect people with nature for inspiration and enjoyment, foster learning and promote conservation.

In recent years, the County has benefited from real estate development in other recreational-type complexes. Little Mountain Golf Course, an \$8.5 million new course on a 248-acre piece of property in Concord Township, opened in 2000 and was recently awarded a five-star rating from Golf Digest Magazine. Only seventeen courses in the United States, Canada, Mexico and the Caribbean received this highest honor. In addition to the golf course, the complex features over seventy single-family homes on one to four acre lots valued around \$500,000 each. The Reserve at Thunderhill in Madison, another highly rated course, has been enhanced with \$3 million in renovations including a new clubhouse in recent years.

In the medical field, Lake Hospital System has spent more than \$190 million on new construction and equipment system-wide since 1985. Lake Hospital has expanded its two largest facilities in recent years. Their west end hospital in the City of Willoughby added 75,000 square feet of additional office space and rehabilitation facilities. The east end hospital in Painesville expanded its emergency room and outpatient areas. The expansion at LakeEast will help the hospital system keep some services at the Painesville location when it moves LakeEast to the new \$50 million complex currently under construction on a 30-acre parcel in nearby Concord Township, as previously mentioned. The hospital system announced plans in 2007 for a \$2 million, 8,000 square foot expansion at its Madison medical campus.

TRANSMITTAL LETTER

In 2006, a national study ranked Lake Hospital System among the top five percent of hospitals in the nation for overall clinical performance and cardiac care. As a result, the hospital system received HealthGrades' 2006 Distinguished Hospital Award for Clinical Excellence and 2006 Cardiac Care Excellence Award. Also in 2006, for the second time in three years, Lake Hospital System was named to Solucient's 100 top hospitals in the nation. Solucient recognized Lake Hospital for excellence in clinical outcomes, patient safety, operational efficiency, financial stability and growth.

Residential development in Lake County during 2007 added an additional \$214.5 million to the real estate tax base in the County. This mark was just slightly less than the previous all-time high of \$218.8 million established in 2006. This continued residential development, despite a struggling economy and a poor real estate market, discloses the desirability of Lake County for homeowners. The municipalities experiencing the largest residential growth in 2007 include Concord Township (\$49 million), the City of Willoughby (\$29 million), Painesville Township (\$25 million), the City of Mentor (\$22 million), the City of Painesville (\$20 million), the City of Willoughby Hills (\$14 million), Madison Township (\$13 million) and the City of Kirtland (\$10 million).

Unlike many of the current low economic trends in the country, Lake County continues to witness new housing starts throughout its communities. Some of the County's most recent and larger residential developments that were proposed, started and/or completed in 2007 are as follows:

Madison Meadows: This thirty-three lot subdivision located in Madison Township will feature new single-family homes in the \$300,000 range on one-third to one-half acre lots.

Newell Creek Preserve: Previously known as Woodnorton, this huge development on 380 acres in the City of Mentor, will feature over five hundred single-family homes and condominiums. The unique residential and commercial development will consist of 770,000 square feet of office space and 220,000 square feet of retail space. Phases 4 and 5 commenced in 2007 with a total of 92 new lots available. Over fifty percent of the entire development will be undeveloped green space. Actual development of this site could span over ten years and it would be the largest single development ever in Lake County. Fully built, the project would be valued at an estimated \$250 million. As previously noted, the Avery Dennison Corporation has completed the construction of its world headquarters at this location. Holiday Retirement Corporation of Oregon recently announced plans to build a 204-suite retirement community on 12 acres within Newell Creek.

Sandy Acres: Thirteen single-family home sites are in this subdivision in the City of Mentor. Lots sizes range from one-half acre to 1.2 acres with initial lot sales at \$90,000.

Shorelands Crossings: Lot sizes in this new 123 lot subdivision in the City of Willowick are at less than one-quarter acre with new home sales ranging from \$200,000 to \$300,000.

TRANSMITTAL LETTER

Crossroads at Summerwood: Located in Concord Township, the current phase of this development will house thirty-five single family homes on home sites between one-half and one-third acres with lot sales averaging \$90,000.

The Reserves at Willoughby: This development, in the southeast corner of the City of Willoughby will house eighty new single-family homes on lots averaging about one-quarter acre.

The Woodlands: This subdivision in the City of Willoughby will contain 124 single-family homes within this forty-five acre subdivision. Appropriately named, deed restrictions require that this subdivision be developed under woodlands conservation guidelines. Phases one and two are virtually complete and construction has already begun in the third and final phase. Lot prices average \$80,000 to \$85,000 with most home sale prices around \$300,000.

Tradewinds Villa Condominiums: Located in Painesville Township, this development will feature twenty-three condominium units with most sale prices between \$140,000 and \$160,000.

Willoughby Crossing: Construction first began in 2006 on ninety-eight detached multi-family condominium units just east of the Lost Nation Golf Course in the City of Willoughby. Initial sale prices have been averaging about \$250,000.

In addition to the aforementioned residential development, Breckenridge Retirement Village in the City of Willoughby is building Brownstone at Northridge, a \$7 million, 27 unit senior independent living complex. The project joins a campus of 305 apartments, 75 condominium style homes and 100 health care beds. In addition, another \$30 million is planned for 114 independent living units for a facility called Grace Woods. Future expansion calls for a 10,000 square foot cultural arts center and a \$12 million combination fitness center and assisted living building which is expected to commence construction in the fall of 2009.

As is the case throughout the country, Lake County was not immune to the foreclosure crisis plaguing the nation. However, county officials took a proactive approach in 2007 to attempt to stem the foreclosure tide by creating the Lake County Foreclosure Prevention Task Force. One of the purposes of the task force, which is comprised of government and business officials, is to prepare strategies and future goals to help prevent foreclosures. The task force is also coordinating the involvement of professionals and public and private entities that can assist property owners with their foreclosure problems.

TRANSMITTAL LETTER

While the County has been benefiting from the fairly steady residential, commercial and industrial growth in recent years, there has been a concerted effort taken to preserve and protect the County's natural waterways, parks and wetlands. Lake County is unlike other areas in terms of its agricultural use. The County is blessed with unique soil and climate and, most importantly, the availability of water. As a result, the County is home to over one hundred nurseries which generate an estimated \$90 million in wholesale sales each year. Groups such as the Lake County Farmland Preservation Task Force, the Grand River Partners and the Chagrin River Watershed Partners, along with the Lake County Soil and Water Conservation District and the County Commissioners, are cognizant of the fact that the County is rich in natural beauty and they are constantly working to protect one of the County's greatest assets.

Recognizing Lake Erie's importance as a major environmental, economic and recreational resource, the County Planning Commission obtained a grant from the Ohio Department of Natural Resources, along with several private donations, to conduct a coastal feasibility study. The purpose of the study is to determine how to properly develop the County's 27 miles of Lake Erie's south shoreline and inland waterways to best serve the residents of the County, as well as all of northeastern Ohio. The study produced a record of current coastal conditions which can serve as a benchmark for future improvements and identifies land patterns and potential opportunities. It also included technical solutions for protecting beaches, bluffs and harbors. Among the potential development projects identified by the study were improvements to the Chagrin River offshore breakwaters and safe harbor access, Mentor-on-the-Lake shoreline protection and potential beach creation, improvements to Mentor Harbor and Fairport Harbor marinas, and Perry Township Park boat launch upgrade and bluff protection.

One coastline development that will commence in 2008 is the North Perry Village dock and beach project. This project entails 500 feet of beach area with several fishing piers and jetties for on-shore fishing along with docks for about 12 to 14 boats. It is hoped that this initial coastline project will be the catalyst behind future coastline development in the County. In an effort to gain a better understanding of the potential benefits of developing the Lake Erie shoreline in the County, a contingent of thirteen Lake County officials and civic leaders traveled to Racine, Wisconsin in July of 2005 to visit that City's recent shoreline development. The purpose of the visit was to view the site, discuss the challenges that Racine faced and the benefits that their community has received from its endeavor and how Lake County can be positively impacted by such a development.

Tourism in Lake County is a very important part of the local economy. With the shores of Lake Erie as its northern boundary and its close proximity to the City of Cleveland, Lake County offers a great deal in terms of recreational, cultural and historical activities. The Lake County Visitors Bureau website recorded almost 1.1 million visits last year. In 2005, visitors spent some \$505 million in Lake County. The County features annual events such as the Vintage Ohio State Wine Festival which draws 25,000 patrons, the Little Mountain Heritage Festival which attracts 10,000 visitors and 150 vendors and the Lake County PerchFest which attracts fishermen of all ages. Boating is extremely popular along the shores of Lake Erie and especially within Lake County where over 9,000 boat registrations were issued in 2007.

TRANSMITTAL LETTER

According to a study conducted by the Lake County Community Arts and Culture Task Force, arts and culture generate \$30 million a year to the County's economy. Organizations such as the Fine Arts Association, the Rabbit Run Theater, an authentic U.S. barn theater, and the Mentor Performing Arts are among those that provide quality local entertainment as well as some national acts to its stages. Renovations have begun on the former Lyric Theater in Fairport Harbor which has been vacant since 1991. The developer's vision for the building includes a theater, a restaurant and several apartments overlooking the Grand River.

Employment fields in Lake County are very diversified, with manufacturing and trades as the two largest. The service-oriented field is becoming a more popular field each year and is now the third largest employment field in the County. In recent years, the State of Ohio has experienced a significant loss of jobs to other states and, as a result, an increase in the State's unemployment rates. Lake County's 2007 unemployment rate of 5.2 percent was an increase over the 2006 rate of 4.8 percent. In comparison, the national and state 2007 unemployment rates were at 4.6 and 5.6 percent, respectively. While the County's unemployment rate is not poor, it is hoped that employment figures rebound in future years as the economy improves.

MAJOR INITIATIVES

CURRENT YEAR:

In the last decade, the County Commissioners have taken a very pro-active approach in renovating and upgrading their government facilities. During that time span, the Commissioners have remodeled/renovated the 100-year old County Courthouse - a \$19 million project, the Juvenile Justice Center - a \$3 million project, the County Auditor and Treasurer's offices - a \$2 million project, the County Courthouse Annex building - a \$7 million project, and have built a new Misdemeanor facility for the Sheriff's department at a cost of about \$3.5 million. In addition, many other smaller scale projects have been completed. These improvements have been constructed to comply with the American with Disabilities Act and have been designed to incorporate the technological needs of the County government both now and into the future.

Due to the fact, as mentioned above, that the Commissioners have renovated most of the County facilities and offices in recent years, few major capital improvements were undertaken in 2007 or planned for the immediate future. However, one significant occurrence in 2007 was the grand opening of the new Lake County Dog Shelter in Perry Township. The new 11,000 square foot facility, which was formerly home to the County's Utilities Billing Department, was renovated over the last two years and now provides the Dog Warden and his staff with additional office space. Additionally, the dogs will be treated to much larger cages and the number of cages have increased to fifty-three, which are all "runs", which allow the dogs more area to move around. The Shelter features an energy efficient geo-thermal HVAC system, a separate vet examination room, grooming rooms and a dog park that will serve as an exercise area for the homeless dogs. Total cost of the renovations for the facility was approximately \$2.6 million.

TRANSMITTAL LETTER

Also during 2007, the Commissioners funded roof replacements for the County Detention Facility and the Building Department. In addition, many of the county facilities parking lots were seal-coated and striped during 2007. No other significant governmental-type capital improvements were undertaken in 2007.

The County Commissioners, through the Lake County Department of Utilities, have been very active in water and wastewater repair projects and new installation projects. During 2007, forty-four utility line projects were in progress at some point during the year, the largest number of projects ongoing in any one year and exceeding the previous high of thirty-eight which occurred in 2006. These projects come on the heels of the completion of a \$37 million renovation to the Gary L. Kron Water Reclamation Facility (GLKWRF) in 2003. This expansion was necessary to meet the growing needs of the County, as new construction continues to flourish, and also to meet more stringent requirements of the federal and state Environmental Protection agencies. This capital venture, which increased the capacity of the facility from 14.2 to 20.0 million gallons per day, was financed by an Ohio Water Development Authority loan.

In addition to the utility line projects, the Department of Utilities also had four projects ongoing during 2007 regarding the solid waste landfill facility. The first project involved the installation of a final cover over a portion of the landfill, the second project was for construction of an additional cell for the landfill, the third project was for redesigning a cell within the County landfill and the final project was for remodeling of the solid waste administration facility.

In 2004, the County Auditor's Office began the real estate valuation reappraisal of all real estate properties within the County. This reappraisal, which is performed every six years and is required by state law, is designed to keep property values current with market values. The reappraisal project, which was conducted by an appraisal firm from Hudson, Ohio, updated the County appraisal records for any improvements, additions or devaluations. Fieldwork commenced in the summer of 2004, continued through 2005, and was completed in early 2006. This project required personal visits from representatives of the appraisal firm to all 106,000 parcels in the County to update all real estate data regarding the land and any buildings located on the parcel(s). All data was compiled and analyzed to produce the new real estate valuation tax base for tax year 2006, which was payable in calendar year 2007. In late 2008, the Auditor's Office will begin preparing for the 2009 triennial update, which is an update of valuations based on sales.

In a long-range plan to revitalize the County as a whole by attracting new development, improving transportation and enhancing recreational and cultural activities, the County Commissioners created the "Lake County Port Authority" in 2007. The new port authority, which is a separate political subdivision, will encompass the entire county excluding the territories of the individual port authorities in Eastlake, Fairport Harbor, Grand River and Mentor. Officials have stated that a county port authority can attract more federal funding for larger projects and become an economic tool in generating business and jobs for the County as a whole. This move coincides with the County's coastal development plan that was previously discussed.

TRANSMITTAL LETTER

FUTURE PROJECTS:

Several of the capital improvement projects scheduled for the next few years will be re-roofing projects with the largest being the Job and Family Services Building which is estimated at \$0.5 million. In addition, the Emergency Operations Center vehicle garage will probably be re-roofed in 2008. The Commissioners are currently in the planning phase to construct a new garage to service the County vehicle pool and also the East End Service Center of the County Utilities Department. This new facility will be at the site of the County's landfill in Painesville Township. Architectural plans, design and contract awarding should be completed in the second half of 2008.

Lake County was previously approved for \$100,000 in funding for a State Route 2 (SR-2) Major Investment Study (MIS). The study was performed in consideration of increased expenses for maintaining SR-2 and the growing traffic congestion. The mission of the study was to "develop a plan to meet the future transportation needs of the State Route 2 Corridor for Lake County and the region". The average daily traffic on this important County corridor has increased from about 29,000 in 1955 to approximately 79,000 on the east end portion and 93,000 on the western half of the highway. As a result of the study, over \$100 million in funding has been budgeted by the State of Ohio to perform asphalt overlays of SR-2 in Lake County. The project will be divided into three major sections, the first being the portion of the roadway from the western county line to Vine Street in Eastlake. Phase 1 of this project, which is the largest transportation project in the history of Lake County, began in early 2007. The phase should be completed by mid-2008 after the last of the noise barriers are installed and after sign replacements, overhead lighting and an entrance ramp in the City of Wickliffe are completed. Construction on phase two of this project, which will encompass all lanes from Vine Street to Newell Creek in Mentor, should begin in the spring of 2009, and may involve the construction of additional lanes.

The County Commissioners hired the Cleveland State University's College of Urban Affairs to conduct a study of Lake County emergency services needs. The study assessed emergency needs such as equipment, manpower for SWAT teams, police and fire departments. The study focused on the feasibility of consolidating as many as eight emergency services including police SWAT teams, hazardous material cleanup units, bomb squads, dive/water rescue teams, fire investigation, marine patrol and K-9 teams. Lake County is the first area county to consider such consolidation due to its status as home to the Perry Nuclear Power Plant. According to the County's Emergency Management Agency Director, the idea behind the project is to determine if there is a way to consolidate or streamline services.

As evident by the magnitude of some of the projects taken on in recent years, it is apparent that the County is taking a pro-active approach in keeping up with the changing times and it is continuously working to ensure that the County's buildings and infrastructure are maintained. The improvements to the County's buildings in the last decade should provide the county government, and the residents it serves, with quality, accessible and technological enhanced facilities which should meet their needs for many years to come. The County Commissioners plan to continue this approach, while carefully monitoring the County's finances when undertaking future projects.

TRANSMITTAL LETTER

FINANCIAL INFORMATION

ACCOUNTING SYSTEM AND BUDGETARY CONTROLS

The County's day-to-day accounting and budgetary records are maintained on a basis of accounting other than Generally Accepted Accounting Principles (GAAP). For financial reporting purposes, the accounting records are converted to the modified and full accrual basis for all applicable funds. A further discussion of the two basis of accounting can be found in Note B to the financial statements and their reconciliation can be found in Note D.

The Board of County Commissioners establishes budgetary appropriations for the operation of the County's departments through the adoption of the annual appropriation resolution. Budgetary control is facilitated through the maintenance of an encumbrance system for purchase orders and through the use of the County's financial accounting system.

The County maintains budgetary control within an organizational unit and fund by not permitting expenditures and encumbrances to exceed appropriations. Administrative control is maintained through the establishment of object code line item budgets. Funds appropriated may not be expended for purposes other than those designated in the appropriation resolution.

The budgetary process does not include annual budgeting for certain grant funds because appropriations are made on a multi-year basis. The budgetary controls are on a project basis and, therefore, comparisons with annual appropriated funds do not provide meaningful data and are not presented.

INTERNAL CONTROLS

The County's internal controls are reviewed annually as a part of an independent audit. In developing and revising the County's accounting and reporting control system, consideration is given to the adequacy of internal controls to provide reasonable but not absolute assurance regarding:

- The safeguarding of assets against loss from unauthorized use or disposition, and
- The reliability of financial records for preparing financial statements and maintaining accountability for assets.

The concept of reasonable assurance recognizes that:

- The cost of a control should not exceed the benefits likely to be derived, and
- The evaluation of costs and benefits requires estimates and judgments by management.

County management believes that internal controls adequately meet the above objectives.

TRANSMITTAL LETTER

FINANCIAL CONDITION

The County has prepared financial statements following GASB Statement No. 34, “Basic Financial Statements – and Management’s Discussion and Analysis – for State and Local Governments”. GASB 34 creates new basic financial statements for reporting on the County’s financial activities as follows:

Government wide financial statements: These statements are prepared on an accrual basis of accounting, which is similar to the basis of accounting followed by businesses. The government wide statements distinguish between those activities of the County that are governmental and those that are considered business-type activities.

Fund financial statements: These statements present information for individual major funds rather than by fund type. Nonmajor funds are presented in total in one column. Governmental funds use the modified accrual basis of accounting and include a reconciliation to the governmental activities accrual information presented in the government wide financial statements. Proprietary and fiduciary funds use the accrual basis of accounting.

Statement of budgetary comparisons: These statements present comparisons of actual information to the legally adopted budget. The budgetary basis, as provided by law, is based upon accounting for certain transactions on a basis of cash receipts, disbursements and encumbrances.

As part of this new reporting model, management is responsible for preparing Management’s Discussion and Analysis of the County. The discussion follows the Independent Accountants’ Report, providing an assessment of the County’s finances for 2007. Because that discussion focuses on major funds, other nonmajor funds are discussed briefly in this letter.

Financial Highlights – Internal Service Fund

The Internal Service funds are comprised of the operations of the Central Purchasing, Mailroom and Garage departments and the Prescription and Dental Self-Insurance programs. For the year ended December 31, 2007, these funds had an increase in net assets of \$319,401 and total net assets of \$1,104,269.

TRANSMITTAL LETTER

Financial Highlights – Fiduciary Fund

Fiduciary funds account for assets held by Lake County in a trustee capacity as an agent for individuals, private organizations, and/or other governmental units. The fiduciary funds the County maintains are agency funds and, at year-end, the assets totaled \$339,896,942. The County uses agency funds to receive and distribute taxes and state levied revenues for all local governments within the County. Also included in the agency funds are the Lake County District Board of Health and the Lake County Soil and Water Conservation District.

CASH MANAGEMENT

The County Treasurer utilizes cash management and forecasting techniques and procedures to provide for efficient and optimal use of the County's cash resources as permitted by applicable State of Ohio law. Among the County's many investments, Lake County participates in the State Treasurer's Investment Pool of Ohio (STAROhio). The statewide investment pool was established in January of 1986, for governmental entities in Ohio and is administered by the Treasurer of the State of Ohio. In addition to STAROhio, the Treasurer invests in short-term certificates of deposit, U.S. government backed obligations and high-grade commercial paper.

Cash resources of a majority of individual funds are combined to form a pool of cash and investments to maximize possible returns and are managed by the County Treasurer. Certain monies of the County's agency funds are deposited and maintained in segregated bank accounts. Investment income is allocated to the General Fund and other qualifying funds as prescribed by Ohio law. Investment income for all County funds during 2007 was approximately \$9.7 million.

RISK MANAGEMENT

The County maintains all comprehensive coverage from private carriers. Coverage is maintained for property, general liability and elected officials. Insurance premiums paid to private carriers for property and liability coverage during 2007 amounted to \$0.9 million. Coverage is also purchased from private carriers for health benefits for all County employees. In 2000, the County Commissioners implemented a new self-insurance program for medical prescription coverage for all County employees and then implemented a similar program for dental coverage in 2004. For both programs, the employees pay a minimal variable co-payment, depending on the type of prescription, and the County pays the remainder of the prescription charge. These self-insurance programs are saving the County money as compared to the traditional coverage from private carriers that the County always had in years past.

TRANSMITTAL LETTER

INDEPENDENT AUDIT

Included in this report is an unqualified audit opinion rendered on the County's financial statements as of December 31, 2007, by our independent auditor, the Auditor of the State of Ohio. In addition to meeting the requirements set forth in State statutes, the audit was also designed to meet the requirements of the Single Audit Act Amendments of 1996. County management plans to continue to subject the financial statements to an annual independent audit as part of the preparation of this CAFR. An annual audit serves to maintain and strengthen the County's accounting and budgetary controls.

OTHER INFORMATION

Lake County participates in the Federal "Single-Audit" program, which consists of a single audit of all federal and federal pass-through funded programs administered by the County. The Single Audit is conducted under the guidelines established by the Single Audit Act of 1984, as amended by the Single Audit Act amendments of July of 1996, and U.S. Office of Management and Budget Circular A-133, Audits of State and Local Governments.

As a requirement for continued federal funding eligibility, congressional legislation has made participation in the single audit program mandatory for a majority of local governments, including Lake County. Information related to this single audit, including the schedule of federal financial assistance, findings and recommendations and the auditor's reports on the internal control structure and compliance with applicable laws and regulations, is included in the single audit section of the State Auditor's report.

GFOA CERTIFICATE OF ACHIEVEMENT

The Government Finance Officers Association of the United States and Canada (GFOA) awarded a Certificate of Achievement for Excellence in Financial Reporting to Lake County for its Comprehensive Annual Financial Report (CAFR) for the fiscal year ended December 31, 2006.

In order to be awarded a Certificate of Achievement, a government unit must publish an easily readable and efficiently organized CAFR, whose contents conform to program standards. Such reports must satisfy both Generally Accepted Accounting Principles and applicable legal requirements. A Certificate of Achievement is valid for a period of one year only. Lake County has received a Certificate of Achievement for the last nineteen consecutive years. We believe our current report continues to conform to the Certificate of Achievement Program requirements and we are submitting it to the GFOA.

TRANSMITTAL LETTER

ACKNOWLEDGEMENTS

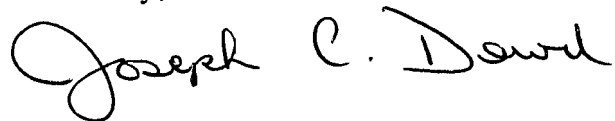
The preparation of a financial document of this magnitude is the result of the combined efforts of a number of dedicated individuals who deserve recognition for their efforts. Two individuals who contributed mightily to the preparation of this report are Linda Sandberg, Administrative Secretary to the Auditor and Marie Vanjo, Fiscal Controller of the Department of Utilities. Linda's responsibilities on this project included word processing of the report, technical review of the report, compilation of certain data for the statistical section, and preparation of interdepartmental correspondence. The operations of the Department of Utilities comprise the financial data presented in the Enterprise Funds statements of this report. Marie is responsible for the collection and compilation of much of the data that comprises those statements. I sincerely appreciate the individual contributions of Linda and Marie and their dedication to this project.

In addition, I would like to acknowledge the efforts of the entire staff of the Auditor's office for their contributions to this report. Special thanks are extended to Linda Beck, Diane Heintz and Barb Hogle of the Auditor's Office, Kim Myers of the Lake County Information Technology Department and Michael Matas, the County's Budget Director for their periodic assistance and their contributions to this project.

I would also like to recognize Lake County Treasurer John Crocker and his staff for their cooperation and continued assistance. Special thanks are also due to County Administrator Kenneth Gauntner for his contributions to this transmittal letter, as well as other departmental personnel for their contributions.

Lastly, I would also like to thank all of the elected officials, department heads and their staffs for their assistance and cooperation in this project. On behalf of the County Auditor, I ask for their continued support in this project and in the Auditor's efforts towards continuing sound financial management for Lake County.

Sincerely,

A handwritten signature in black ink that reads "Joseph C. Dowd". The signature is written in a cursive style with a large, looped "J" and "D".

Joseph C. Dowd
Chief Deputy Auditor/
Manager of Financial Reporting
Lake County Auditor's Office

Certificate of Achievement for Excellence in Financial Reporting

Presented to

Lake County
Ohio

For its Comprehensive Annual
Financial Report
for the Fiscal Year Ended
December 31, 2006

A Certificate of Achievement for Excellence in Financial Reporting is presented by the Government Finance Officers Association of the United States and Canada to government units and public employee retirement systems whose comprehensive annual financial reports (CAFRs) achieve the highest standards in government accounting and financial reporting.



Charles S. Cox

President

Jeffrey R. Emer

Executive Director

LAKE COUNTY, OHIO

ELECTED OFFICIALS AT DECEMBER 31, 2007

BOARD OF COUNTY COMMISSIONERS

Daniel P. Troy	President
Robert E. Aufuldish	Commissioner
Raymond E. Sines	Commissioner

OTHER ELECTED OFFICIALS

Edward H. Zupancic	Auditor
Lynne L. Mazeika	Clerk of Courts
Dr. Salvatore Rizzo	Coroner
James R. Gills	Engineer
Charles E. Coulson	Prosecutor
Frank A. Suponcic	Recorder
Daniel A. Dunlap	Sheriff
John S. Crocker	Treasurer

COMMON PLEAS COURT JUDGES

GENERAL DIVISION

Honorable Richard L. Collins	Judge
Honorable Vincent A. Culotta	Judge
Honorable Eugene A. Lucci	Judge
Honorable Paul H. Mitrovich	Judge

DOMESTIC RELATIONS DIVISION

Honorable Colleen A. Falkowski	Judge
--------------------------------	-------

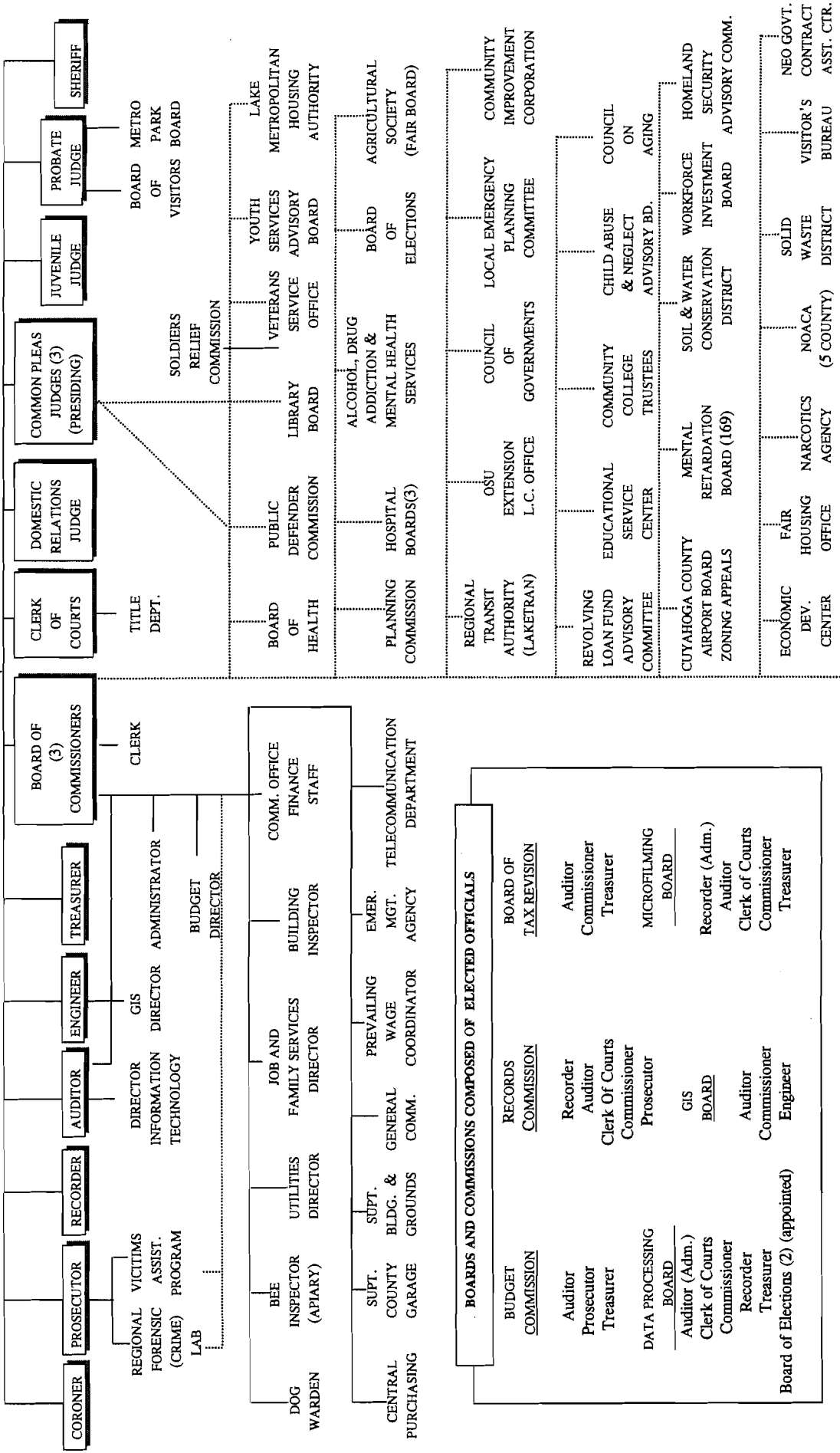
JUVENILE DIVISION

Honorable William W. Weaver	Judge
-----------------------------	-------

PROBATE DIVISION

Honorable Ted Klammer	Judge
-----------------------	-------

VOTERS OF LAKE COUNTY

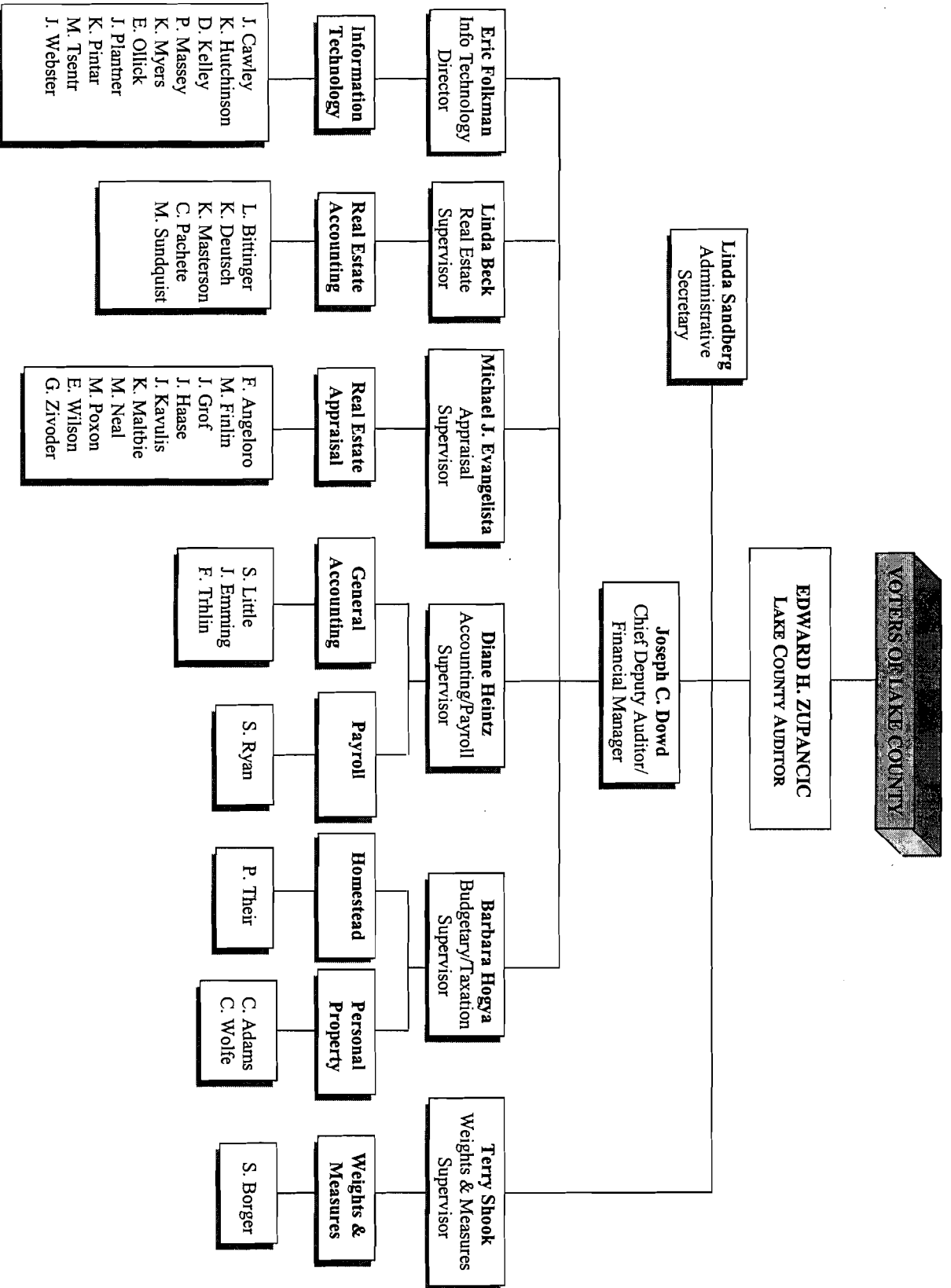


BOARDS AND COMMISSIONS COMPOSED OF ELECTED OFFICIALS	
BUDGET COMMISSION	BOARD OF TAX REVISION
Auditor	Auditor
Prosecutor	Commissioner
Treasurer	Treasurer
Recorder	Recorder (Adm.)
Commissioner	Auditor
Prosecutor	Clerk of Courts
Commissioner	Commissioner
Prosecutor	Treasurer
Recorder	Recorder
Treasurer	Treasurer
Board of Elections (2) (appointed)	Engineer

LEGEND: ██████████ Elected to Office _____ Appointed

..... Appoints all or some members, provides space or gives financial support

ORGANIZATIONAL CHART LAKE COUNTY AUDITOR'S OFFICE





FINANCIAL SECTION

Lake County, Ohio 2007

Comprehensive Annual Financial Report

Prepared by the Lake County Auditor's Office



Mary Taylor, CPA

Auditor of State

INDEPENDENT ACCOUNTANTS' REPORT

Lake County
105 Main Street
Painesville, Ohio 44077

To the Board of County Commissioners:

We have audited the accompanying financial statements of the governmental activities, the business-type activities, the discretely presented component units, each major fund, and the aggregate remaining fund information of Lake County, Ohio (the County), as of and for the year ended December 31, 2007, which collectively comprise the County's basic financial statements as listed in the table of contents. These financial statements are the responsibility of the County's management. Our responsibility is to express opinions on these financial statements based on our audit. We did not audit the financial statements of the Deepwood Industries Incorporated (the Workshop), one of the County's discretely presented component units. Other auditors audited those financial statements. They have furnished their report thereon to us and we base our opinion, insofar as it relates to the amounts included for Deepwood Industries Incorporated on the report of the other auditors.

We conducted our audit in accordance with auditing standards generally accepted in the United States of America and the standards applicable to financial audits contained in the Comptroller General of the United States' *Government Auditing Standards*. Those standards require that we plan and perform the audit to reasonably assure whether the financial statements are free of material misstatement. An audit includes examining, on a test basis, evidence supporting the amounts and disclosures in the financial statements. An audit also includes assessing the accounting principles used and significant estimates made by management, as well as evaluating the overall financial statement presentation. We believe our audit provides a reasonable basis for our opinions.

In our opinion, the financial statements referred to above present fairly, in all material respects, the respective financial position of the governmental activities, the business-type activities, the discretely presented component units, each major fund, and the aggregate remaining fund information of Lake County, Ohio, as of December 31, 2007, and the respective changes in financial position and where applicable, cash flows, thereof and the respective budgetary comparisons for the General, MR & DD and ADAMHS Board Funds for the year then ended in conformity with accounting principles generally accepted in the United States of America.

In accordance with *Government Auditing Standards*, we have also issued our report dated June 16, 2008, on our consideration of the County's internal control over financial reporting and our tests of its compliance with certain provisions of laws, regulations, contracts and grant agreements and other matters. While we did not opine on the internal control over financial reporting or on compliance, that report describes the scope of our testing of internal control over financial reporting and compliance and the results of that testing. That report is an integral part of an audit performed in accordance with *Government Auditing Standards*. You should read it in conjunction with this report in assessing the results of our audit.

Lausche Building / 615 Superior Ave., NW / Twelfth Floor / Cleveland, OH 44113-1801
Telephone: (216) 787-3665 (800) 626-2297 Fax: (216) 787-3361
www.auditor.state.oh.us

Management Discussion's and Analysis is not a required part of the basic financial statements but is supplementary information accounting principles generally accepted in the United States of America requires. We have applied certain limited procedures, consisting principally of inquiries of management regarding the methods of measuring and presenting the required supplementary information. However, we did not audit the information and express no opinion on it.

We conducted our audit to opine on the financial statements that collectively comprise the County's basic financial statements. The introductory section, combining and individual nonmajor fund statements and schedules and statistical tables provide additional information and are not a required part of the basic financial statements. We subjected the combining and individual nonmajor fund statements and schedules to the auditing procedures applied in the audit of the basic financial statements. In our opinion, this information is fairly stated in all material respects in relation to the basic financial statements taken as a whole. We did not subject the introductory and statistical tables to the auditing procedures applied in the audit of the basic financial statements and, accordingly, we express no opinion on them.



Mary Taylor, CPA
Auditor of State

June 16, 2008

Lake County, Ohio

*Management's Discussion and Analysis
For the Year Ended December 31, 2007
Unaudited*

The discussion and analysis of Lake County's financial performance provides an overall review of the County's financial activities for the year ended December 31, 2007. The intent of this discussion and analysis is to look at the County's financial performance as a whole; readers should also review the transmittal letter, the basic financial statements and the notes to the basic financial statements to enhance their understanding of the County's financial performance.

Financial Highlights

Key financial highlights for 2007 are as follows:

In total, net assets decreased \$32,218,667. Net assets of governmental activities decreased \$34,713,078, which represents a 13.0 percent decrease from 2006. Net assets of business-type activities increased \$2,494,411 or 1.5 percent from 2006.

General revenues accounted for \$90,798,246 in revenue or 40.3 percent of all revenues. Program specific revenues in the form of charges for services, grants and contributions accounted for \$134,582,188 or 59.7 percent of total revenues of \$225,380,434.

Total assets of governmental activities decreased by \$37,093,191 primarily because capital assets decreased by \$35,329,877.

The County had \$214,705,380 in expenses related to governmental activities; only \$89,968,003 of these expenses were offset by program specific charges for services, grants or contributions. Additional general revenues of \$89,974,299 were not sufficient to offset the remainder of the total expenses, thus resulting in the net asset decrease disclosed above.

The total of the County's long-term and short-term debt decreased by \$2,645,401 during 2007.

Using this Comprehensive Annual Financial Report (CAFR)

This annual report consists of a series of financial statements and notes to those statements. These statements are organized so the reader can understand Lake County as a financial whole, an entire operating entity. The statements then proceed to provide an increasingly detailed look at specific financial activities.

Lake County, Ohio

*Management's Discussion and Analysis
For the Year Ended December 31, 2007
Unaudited*

The *Statement of Net Assets* (pg. 49) and *Statement of Activities* (pgs. 50-51) provide information about the activities of the whole County, presenting both an aggregate view of the County's finances and a longer-term view of those finances. Fund financial statements provide the next level of detail. For governmental funds, these statements tell how services were financed in the short-term as well as what dollars remain for future spending. The fund financial statements also look at the County's most significant funds with all other nonmajor funds presented in total in one column. In the case of Lake County, the general fund is the most significant fund.

Reporting the County as a Whole

Statement of Net Assets and the Statement of Activities

While this document contains information about the funds used by the County to provide services to our citizens, the view of the County as a whole looks at all financial transactions and asks the question, "How did we do financially during 2007?" The Statement of Net Assets and the Statement of Activities answers this question. These statements include all assets and liabilities using the accrual basis of accounting, which is similar to the accounting used by the private sector companies. This basis of accounting takes into account all of the current year's revenues and expenses regardless of when the cash is received or paid.

These two statements report the County's net assets and the change in those assets. This change in net assets is important because it tells the reader whether, for the County as a whole, the financial position of the County has improved or diminished. However, in evaluating the overall position of the County, non-financial information such as changes in the County's tax base and the condition of County capital assets will also need to be evaluated.

In the Statement of Net Assets and the Statement of Activities, the County is divided into three kinds of activities:

- **Governmental Activities** – Most of the County's programs and services are reported here including general government, judicial and public safety, public works, human services, health and community and economic development and all departments with the exception of our Water, Wastewater and Solid Waste funds.
- **Business-Type Activities** – These services have a charge based upon the amount of usage. The County charges fees to recoup the cost of the entire operation of our Water, Wastewater and Solid Waste Districts as well as all capital expenses associated with these facilities.

Lake County, Ohio

*Management's Discussion and Analysis
For the Year Ended December 31, 2007
Unaudited*

- **Component Units** – The County includes financial data of Deepwood Industries, Inc. (the Workshop) and the Lake County Port Authority (the Port Authority). The Workshop is a legally separate, non-profit organization served by a self-appointing board of trustees. The Workshop, under a contractual agreement with the Lake County Board of Mental Retardation, provides a comprehensive program of services, including employment for mentally retarded and developmentally disabled citizens. The Port Authority was created during 2007 for the purpose of promoting projects that will provide for the creation of jobs and employment opportunities and improve the economic welfare of the people residing in Lake County. The component units are separate and may buy, sell, lease and mortgage property in their own name and can sue or be sued in their own name.

Reporting on the County's Most Significant Funds

Fund Financial Statements

A fund is a grouping of related accounts that is used to maintain control over resources that have been segregated for specific activities or objectives. The County, like other state and local governments, uses fund accounting to ensure and demonstrate compliance with finance-related legal requirements. All of the funds of the County can be divided into three categories: governmental funds, proprietary funds, and fiduciary funds.

Fund financial reports provide detailed information about the County's major funds. The County uses many funds to account for a multitude of financial transactions. However, these fund financial statements focus on the County's most significant funds. The County's major governmental funds are the General Fund, the Mental Retardation and Developmental Disabilities Board Fund (MR & DD Board), the Alcohol, Drug Addiction and Mental Health Services Board Fund (ADAMHS Board) and the Special Assessment Debt Service Fund.

Governmental Funds: Governmental funds are used to account for essentially the same functions reported as governmental activities in the government-wide financial statements. However, unlike the government-wide financial statements, governmental fund financial statements focus on current sources and uses of spendable resources, as well as on balances of spendable resources available at the end of the fiscal year. Such information may be useful in evaluating a government's near-term financing requirements.

Because the focus of governmental funds is narrower than that of the government-wide financial statements, it is useful to compare the information presented for the governmental funds with similar information presented for governmental activities in the government-wide financial statements. By doing so, readers may better understand the long-term impact of the government's near-term financing decisions. Both the governmental funds balance sheet and the

Lake County, Ohio

*Management's Discussion and Analysis
For the Year Ended December 31, 2007
Unaudited*

governmental funds statement of revenues, expenditures and changes in fund balances provide a reconciliation to facilitate this comparison between governmental funds and governmental activities.

The County maintains a multitude of individual governmental funds. Information is presented separately in the governmental fund balance sheet and in the governmental statement of revenues, expenditures and changes in fund balances for the major funds, which were identified earlier. Data from the other governmental funds are combined into a single, aggregated presentation. Individual fund data for each of these nonmajor governmental funds is provided in the form of combining statements elsewhere in this report. The governmental fund financial statements can be found on pages 52-58 of this report.

Proprietary Funds: The County maintains two different types of proprietary funds. Enterprise funds are used to report the same functions presented as business-type activities in the government-wide financial statements. The County uses enterprise funds to account for its Water, Wastewater and Solid Waste operations.

Internal service funds are an accounting device used to accumulate and allocate costs internally among the County's various functions. The County uses internal service funds to account for its central purchasing, mailroom, and vehicle maintenance departments as well as for its self-insurance programs for prescription and dental coverage. Because these services predominantly benefit governmental rather than business-type functions, they have been included with governmental activities in the County-wide financial statements. The proprietary fund financial statements can be found on pages 59-63 of this report.

Fiduciary Funds: Fiduciary funds are used to account for resources held for the benefit of parties outside the County. Fiduciary funds are not reflected in the government-wide financial statements because the resources of those funds are not available to support the County's own programs. The accounting used for fiduciary funds is much like that of the proprietary funds. The County's fiduciary funds are agency funds and the fiduciary fund financial statement can be found on page 64 of this report.

Notes to the Financial Statements: The notes provide additional information that is essential to a full understanding of the data provided in the government-wide and fund financial statements. The notes to the financial statements can be found on pages 65-116 of this report.

Other Information: In addition to the basic financial statements and accompanying notes, this report also presents combining and individual fund statements and schedules which can be found on pages 117-265 of this report.

Lake County, Ohio

*Management's Discussion and Analysis
For the Year Ended December 31, 2007
Unaudited*

Government-wide Financial Analysis

The following table provides a summary of the County's net assets for 2007 compared to 2006:

Table 1
Net Assets

	Governmental Activities		Business-Type Activities		Total	
	(restated)		(restated)		(restated)	
	2007	2006	2007	2006	2007	2006
Assets						
Current and Other Assets	\$ 179,363,069	\$ 181,126,383	\$ 40,139,614	\$ 41,574,044	\$ 219,502,683	\$ 222,700,427
Capital Assets	<u>144,885,374</u>	<u>180,215,251</u>	<u>196,661,296</u>	<u>194,293,429</u>	<u>341,546,670</u>	<u>374,508,680</u>
Total Assets	<u>324,248,443</u>	<u>361,341,634</u>	<u>236,800,910</u>	<u>235,867,473</u>	<u>561,049,353</u>	<u>597,209,107</u>
Liabilities						
Long Term Liabilities	42,765,625	43,432,995	61,387,704	64,957,598	104,153,329	108,390,593
Other Liabilities	<u>49,016,548</u>	<u>50,729,291</u>	<u>9,018,453</u>	<u>7,009,533</u>	<u>58,035,001</u>	<u>57,738,824</u>
Total Liabilities	<u>91,782,173</u>	<u>94,162,286</u>	<u>70,406,157</u>	<u>71,967,131</u>	<u>162,188,330</u>	<u>166,129,417</u>
Net Assets						
Invested in Capital Assets, Net of Related Debt	120,554,331	153,573,259	148,276,951	137,348,811	268,831,282	290,922,070
Restricted for:						
Debt Service	1,127,978	1,136,840			1,127,978	1,136,840
Capital Projects	10,926,763	11,497,869			10,926,763	11,497,869
Other Purposes	66,674,620	65,454,772			66,674,620	65,454,772
Unrestricted	<u>33,182,578</u>	<u>35,516,608</u>	<u>18,117,802</u>	<u>26,551,531</u>	<u>51,300,380</u>	<u>62,068,139</u>
Total Net Assets	<u>\$ 232,466,270</u>	<u>\$ 267,179,348</u>	<u>\$ 166,394,753</u>	<u>\$ 163,900,342</u>	<u>\$ 398,861,023</u>	<u>\$ 431,079,690</u>

As noted earlier, net assets may serve over time as a useful indicator of a government's financial position. In the case of the County, assets exceeded liabilities by \$398,861,023 (\$232,466,270 in governmental activities and \$166,394,753 in business type activities) as of December 31, 2007.

Lake County, Ohio

*Management's Discussion and Analysis
For the Year Ended December 31, 2007
Unaudited*

A large portion of the County's net assets (67.4 percent) reflect its investment in capital assets (e.g., land, building, infrastructure and machinery and equipment), less any related debt used to acquire those assets that is still outstanding. The County uses these capital assets to provide services to citizens; consequently, these assets are not available for future spending. Although the County's investment in its capital assets is reported net of related debt, it should be noted that the resources needed to repay this debt must be provided from other sources, since capital assets themselves cannot be used to pay these liabilities. The County restated capital assets and investment in capital assets at December 31, 2006 due to a change in the County's capitalization threshold from \$1,000 to \$5,000 for individual assets (see Note C to the Financial Statements). In addition, the County removed \$62 million in capital assets at December 31, 2007, and \$18 million in related accumulated depreciation, due to a change in state law during 2007 which now places the responsibility for the construction and major maintenance of these bridges with the State of Ohio (see Note F to the Financial Statements).

An additional portion of net assets, \$78,729,361 (19.7 percent), represent resources that are subject to external restriction on how they may be used. The remaining balance of \$51,300,380 (12.9 percent), of unrestricted net assets may be used to meet the County's ongoing obligations to citizens and creditors.

As of December 31, 2007, the County is able to report positive balances in all three categories of net assets, both for the County as a whole, as well as for its separate governmental and business-type activities. The County also reported positive balances in all categories of net assets in 2006.

Total assets decreased \$36,159,754, which represented a 6.1 percent decrease over 2006, primarily due to the elimination of the capital assets noted above. Had this change not occurred, total assets increased approximately \$10 million which was primarily due to an increase in capital assets during 2007.

Table 2 shows the changes in net assets for the year ended December 31, 2007.

Lake County, Ohio

Management's Discussion and Analysis For the Year Ended December 31, 2007 Unaudited

Table 2

Changes in Net Assets

	Governmental Activities		Business-Type Activities		Total	
		(restated)		(restated)		(restated)
	2007	2006	2007	2006	2007	2006
Program Revenues:						
Charges for Services	\$20,477,800	\$20,167,816	\$40,646,296	\$39,345,238	\$61,124,096	\$59,513,054
Operating Grants and Contributions	62,286,275	71,491,014	0	0	62,286,275	71,491,014
Capital Grant and Contributions	7,203,928	7,263,648	3,967,889	4,552,199	11,171,817	11,815,847
Total Program Revenues	89,968,003	98,922,478	44,614,185	43,897,437	134,582,188	142,819,915
General Revenues:						
Property Taxes	48,299,742	47,230,759	0	0	48,299,742	47,230,759
Sales Tax	15,847,926	15,689,514	0	0	15,847,926	15,689,514
Conveyance Tax	3,465,513	4,799,210	0	0	3,465,513	4,799,210
Lodging Tax	836,285	830,471	0	0	836,285	830,471
Grants and Entitlements not Restricted	3,589,783	3,534,620	0	0	3,589,783	3,534,620
Interest	9,615,631	8,958,343	80,381	31,347	9,696,012	8,989,690
Miscellaneous	8,319,419	10,297,071	743,566	616,818	9,062,985	10,913,889
Total General Revenues	89,974,299	91,339,988	823,947	648,165	90,798,246	91,988,153
Total Revenues	179,942,302	190,262,466	45,438,132	44,545,602	225,380,434	234,808,068
Program Expenses						
General Government	64,128,968	18,997,591	0	0	64,128,968	18,997,591
Judicial and Public Safety	45,335,989	48,126,283	0	0	45,335,989	48,126,283
Public Works	6,241,933	13,627,256	0	0	6,241,933	13,627,256
Human Services	71,069,584	72,316,323	0	0	71,069,584	72,316,323
Health	21,722,913	23,848,271	0	0	21,722,913	23,848,271
Community & Econ. Development	4,569,599	3,314,613	0	0	4,569,599	3,314,613
Interest and Fiscal Charges	1,636,394	1,741,964	0	0	1,636,394	1,741,964
Water District	0	0	14,105,547	13,963,214	14,105,547	13,963,214
Wastewater District	0	0	16,642,473	17,012,835	16,642,473	17,012,835
Solid Waste District	0	0	12,145,701	6,223,379	12,145,701	6,223,379
Total Program Expenses	214,705,380	181,972,301	42,893,721	37,199,428	257,599,101	219,171,729
Increase (Decrease) in Net Assets Before Transfers	(34,763,078)	8,290,165	2,544,411	7,346,174	(32,218,667)	15,636,339
Transfers	50,000	50,000	(50,000)	(50,000)	0	0
Change in Net Assets	(34,713,078)	8,340,165	2,494,411	7,296,174	(32,218,667)	15,636,339
Net Assets - January 1	267,179,348	258,839,183	163,900,342	156,604,168	431,079,690	415,443,351
Net Assets - December 31	\$232,466,270	\$267,179,348	\$166,394,753	\$163,900,342	\$398,861,023	\$431,079,690

Lake County, Ohio

*Management's Discussion and Analysis
For the Year Ended December 31, 2007
Unaudited*

Total governmental activities expenses increased from \$181,972,301 in 2006 to \$214,705,380 in 2007, primarily due to a \$45,131,377 increase in the general government program. The increase in this program is primarily due to the elimination of the capital assets (state bridges) previously discussed. The human services program accounts for \$71,069,584 of expenses for governmental activities, or 33.1 percent of that total. Of the total \$215 million in governmental activities expenses, \$20,477,800 was covered by direct charges to users of the services. A significant portion of those charges are for fees charged for the collection of property taxes throughout the County, fines and forfeitures related to judicial activity, licenses and permits associated with building inspectors, recording fees for deeds and title fees. Judicial and public safety charges for services include fees for prisoner housing and fines and forfeitures related to judicial activity. Human service charges for services include those provided to clients of the Mental Retardation and Developmental Disabilities Board and the Childrens Services Fund. Motor vehicle license fees comprise the majority of public works charges. The judicial and public safety program experienced a 5.8 percent decrease in expenses primarily due to a \$1.6 million decrease in depreciation expense in 2007 as compared to 2006 for assets in the County's detention facilities and throughout the court system. The health program experienced a 8.9 percent decrease in expenditures in 2007, as compared to 2006 primarily due to \$1.4 million in capital expenditures in 2006 for a new dog shelter. The community and economic development program expenses increased approximately \$1.3 million due to increased federal and state funding for the Community Development Block Grant, the HOME, and the Clean Ohio Grant programs. The public works program decreased by \$7.4 million primarily because of reduced bridge maintenance expenditures as a result of the County no longer required to maintain the state bridges located within the County.

Additional revenues provided by the State and Federal governments of \$62,286,275 include operating subsidies primarily for the Mental Retardation and Developmental Disabilities Board (the MR & DD Board), the Alcohol, Drug Addiction and Mental Health Services Board and the Job and Family Services Department. Operating grants and contributions decreased from \$71.5 million in 2006 to \$62.3 million in 2007 primarily due to a decreased federal and state funding for the MR & DD Board and because that board received a one-time federal CAFS program settlement of \$6.5 million in 2006 that was not received in 2007. Property taxes increased slightly by \$1.1 million or 2.2 percent as compared to 2006 primarily due to a overall countywide increase in property valuations as a result of the County Auditor's state-required revaluation of all real estate properties. However, conveyance taxes decreased significantly, by 27.8 percent, due to nationwide slump in the real estate sales market. Interest revenue increased from \$8,989,690 in 2006 to \$9,696,012 in 2007, a 7.9 percent increase. This reflects the nationwide increase in investment interest rates during 2007 as compared to the previous year. Charges for services to users in the business-type activities amounted to \$40,646,296 and an additional \$3,967,889 was received during the year for grants and contributions for capital expenses. These two revenue sources more than offset the \$42,893,721 in operating expenses for business-type activities.

Lake County, Ohio

*Management's Discussion and Analysis
For the Year Ended December 31, 2007
Unaudited*

Financial Analysis of the Government's Funds

As noted earlier, the County uses fund accounting to ensure and demonstrate compliance with finance-related legal requirements.

Governmental Funds: The focus of the County's governmental funds is to provide information on near-term inflows, outflows, and balances of spendable resources. Such information is useful in assessing the County's financing requirements. In particular, unreserved fund balance may serve as a useful measure of the County's net resources available for spending at the end of the fiscal year.

As of the end of the current fiscal year, the County's governmental funds reported combined ending fund balances of \$109,237,665. \$99,661,527 of this total amount constitutes unreserved fund balance, which is available for appropriation at the government's discretion within certain legal constraints and purpose restrictions. The remainder of fund balance is reserved to indicate that it is not available for new spending.

The general fund is the chief operating fund of the County. At the end of the current fiscal year, unreserved fund balance of the general fund was \$24,144,356 while the total fund balance reached \$29,263,476. As a measure of the general fund's liquidity, it may be useful to compare both unreserved fund balance and total fund balance to total fund expenditures. Unreserved fund balance represents approximately 47.5 percent of total general fund expenditures, while total fund balance represents 57.5 percent of that same amount.

The fund balance of the County's general fund increased by \$968,431 during the current fiscal year. Overall general fund revenues increased slightly in 2007 by \$22,570 as compared to the previous year. As previously disclosed, the most significant revenues changes in 2007 as compared to 2006 were the decrease in conveyance taxes, which were offset by increases in investment earnings, property taxes and a slight increase in sales tax. All other revenue sources had nominal increases or decreases. Transfers to other governmental funds for operating purposes amounted to \$6.0 million during 2007. All elected officials and department heads worked closely with the County Commissioners to reduce, maintain, or minimize increases in departmental expenditures.

With respect to the fund balances of the other major governmental funds, the Mental Retardation and Developmental Disabilities Board Fund (MR & DD) decreased by \$2,052,209 due to decreased federal and state funding, the Alcohol, Drug Addiction and Mental Health Services Board Fund (ADAMHS) increased by \$951,581 due to property taxes and intergovernmental revenue more than offsetting expenses for the year. The fund balance of the Special Assessment Debt Service Fund decreased slightly by \$36,976, however, accumulated special assessment revenue was sufficient to offset this decrease.

Lake County, Ohio

*Management's Discussion and Analysis
For the Year Ended December 31, 2007
Unaudited*

Proprietary Funds: The County's proprietary funds provide the same type of information found in the government-wide financial statements, but in more detail. The Water Fund had unrestricted net assets at the end of the year of \$9,356,311, which was a slight 0.6 percent increase from 2006. Unrestricted net assets for the Wastewater Fund amounted to \$12,980,974 which was an increase of \$1,043,426, or 8.7 percent, as compared to 2006. The Solid Waste Fund's unrestricted net assets amounted to (\$4,219,483) which is due to a change in the method in calculating the long-term liability of the closure and post-closure costs of the County's landfill, as required by the Ohio Environmental Protection Agency. The County will reduce this deficit on an annual basis as it reduces the long-term liability for the landfill closure and post-closure costs over the remaining life of the landfill. Operating revenues for all proprietary funds increased from \$39,940,110 to \$41,364,332, or by 3.6 percent, in 2007 as compared to 2006 while operating expenditures increased by \$6,493,983, primarily due to the current year expense recognized for the landfill closure costs.

General Fund Budgeting Highlights

Budgeting is prescribed by the Ohio Revised Code. Essentially the budget is the County's appropriations which are restricted by the amounts of anticipated revenues certified by the Budget Commission in accordance with the Revised Code. Final budgeted revenues decreased by \$1,615,334 over the original budget for a total decrease of 3.0 percent. Actual revenues received were \$4,893,044 higher, or 9.4 percent, than the final certification. Final budgeted expenditures increased by \$1,347,226 from the original budget. However, actual expenditures were \$1,062,308 less than appropriations, which amounted to a 2.1 percent reduction from the final expenditure budget. In fact, actual expenditures were only 0.6 percent higher than the original budgeted amounts. The decrease in the actual versus final budget amounts was primarily due to expenditures in the general government and judicial and public safety functions, the two largest functions of the General Fund, not reaching the appropriated level of the final budgeted expenditures. These minimal changes from the original budget amounts to the final budget amounts reflect the cooperation between the General Fund county departments and the County Commissioners in not only providing a balanced budget on an annual basis, but also exercising strict control over General Fund spending practices.

Capital Assets and Debt Administration

Capital Assets:

Table 3 shows 2007 values compared to 2006.

Lake County, Ohio

*Management's Discussion and Analysis
For the Year Ended December 31, 2007
Unaudited*

Table 3
Capital Assets at December 31
(Net of Accumulated Depreciation)

	Governmental Activities		Business-Type Activities		Total	
	2007	(restated) 2006	2007	(restated) 2006	2007	(restated) 2006
	Land	\$ 3,522,603	\$ 3,522,603	\$ 3,587,646	\$ 3,587,646	\$ 7,110,249
Construction in Progress	25,485,344	20,401,926	16,316,959	14,766,566	41,802,303	35,168,492
Land Improvements	259,697	286,549	147,695	148,158	407,392	434,707
Building & Other Structures	47,424,072	49,295,953			47,424,072	49,295,953
Furniture and Equipment	10,166,461	10,147,018	1,612,080	1,669,592	11,778,541	11,816,610
Infrastructure	58,027,197	96,561,202			58,027,197	96,561,202
Utility Plant in Service			174,996,916	174,121,467	174,996,916	174,121,467
Total Capital Assets	\$ 144,885,374	\$ 180,215,251	\$ 196,661,296	\$ 194,293,429	\$ 341,546,670	\$ 374,508,680

The County's investment in capital assets for its governmental and business type activities as of December 31, 2007, amount to \$268,831,282 (net of accumulated depreciation and related debt). This investment in capital assets includes land, buildings and improvements, equipment and machinery, roads, highways, bridges, utility service lines and related operating facilities and the County landfill. Utility Plant in Service in the business-type activities includes all utility buildings and service lines associated with such operations.

Major capital asset events during the current fiscal year included the following:

- Total additions to construction-in-progress for governmental activities amounted to \$5.1 million in 2007.
- The purchase of \$0.4 million in vehicles for the County Engineers department for use in maintenance and repairs of the County's roads and bridges.
- The purchase of eight new cruisers and two additional vehicles, including a SWAT vehicle, for the County Sheriff's Department.
- The purchase of \$0.6 million in school buses for the Board of Mental Retardation and Developmental Disabilities.
- The completion of \$8.5 million in roads and bridges infrastructure improvements.
- The completion of \$6.6 million in utility infrastructure projects with an additional \$16.3 million remaining in construction in progress.

Additional information on the County's capital assets can be found in Note F of this report.

Lake County, Ohio

*Management's Discussion and Analysis
For the Year Ended December 31, 2007
Unaudited*

Debt

Table 4 below summarizes the County's long-term obligations outstanding.

Table 4
Outstanding Long-term Obligations at Year End

	Governmental Activities		Business-Type Activities		Total	
	2007	2006	2007	2006	2007	2006
General Obligation Bonds	\$ 23,999,000	\$ 24,708,000	\$ 3,367,700	\$ 4,052,400	\$ 27,366,700	\$ 28,760,400
Special Assessment Bonds	7,553,300	8,069,600	0	0	7,553,300	8,069,600
OWDA Loans	0	0	39,967,926	49,445,749	39,967,926	49,445,749
Other Long-term Liabilities	0	0	449,966	478,999	449,966	478,999
Unamortized Premium on Debt	638,434	654,735	37,433	49,269	675,867	704,004
Landfill Closure & Postclosure	0	0	15,585,709	9,062,265	15,585,709	9,062,265
Capital Leases	38,897	88,243	0	0	38,897	88,243
Compensated Absences	11,174,428	10,567,152	2,016,403	1,918,185	13,190,831	12,485,337
	<u>\$ 43,404,059</u>	<u>\$ 44,087,730</u>	<u>\$ 61,425,137</u>	<u>\$ 65,006,867</u>	<u>\$ 104,829,196</u>	<u>\$ 109,094,597</u>

Of the debt outstanding at December 31, 2007, the general obligation bonds are backed by the full faith and credit of the County and the special assessment bonds are debt that the County is liable for in the event of default by the property owner subject to the assessment. The Ohio Water Development Authority Loans (OWDA) are for water and wastewater utility improvements, as are the Other Long-term Liabilities. Compensated absences are unpaid leave benefits accumulated by County employees and are payable upon termination of employment, subject to certain restrictions. Capital leases relate to the acquisition of capital assets.

Interest and fiscal charges amounted to 0.8 percent of expenses for governmental activities.

The County's governmental long-term general obligations decreased by \$683,671, or 1.6 percent, in 2007. The County issued \$1,545,000 in general obligation bonds to retire short-term notes which were issued to finance the construction of a new dog shelter. The long-term debt for business-type activities decreased by \$3,581,730, or 5.5 percent, during 2007. The County did not issue any new long-term bonded debt during 2007 for business-type activities, however an additional \$6.5 million debt was recorded for the landfill closure and post-closure costs. The County has \$4.6 million in short-term notes outstanding as of December 31, 2007 for various utility improvement projects.

Lake County, Ohio

*Management's Discussion and Analysis
For the Year Ended December 31, 2007
Unaudited*

The County maintains an "Aa2" credit rating from Moody's Investor Services, Inc. The overall debt margin at December 31, 2007 was \$149,448,442 with an unvoted total debt margin of \$47,551,977. Additional information on the County's long-term debt can be found in Note H of this report.

Economic Factors and Next Year's Budgets and Rates

As previously stated, during 2007, the unreserved fund balance in the General Fund increased to \$24,144,356. While this increase is a positive sign that the County is continuing to rebound from the national economic depression experienced for several years, county leaders remain cautious. The County continues to witness continued operational costs increases in the County's detention facilities and throughout the judicial system, increases in health care costs, and reductions in state funding and subsidies. In addition, investment earnings will be dropping as interest rates continue to fall nationwide. Conveyance taxes continue to slump due to the depressed real estate market experienced throughout the country.

The real property tax revenues of the general fund are derived entirely from 2.1 mills of inside millage (unvoted millage). Additional revenues for the General Fund from this source were generated in the 2007 fiscal year which was the first year the County began collecting real property taxes following the county-wide real estate revaluation. However, personal property tax losses will begin to occur in about five years as the result of the State legislature eliminating personal property tax on businesses. The revenue structure of the general fund is balanced enough so that the operations of the County are not overly dependent on any specific revenue source. This diversified revenue stream has provided an equitable means of generating revenue necessary for the operations of the offices administered by elected officials and other County departments. While the County does have a healthy general fund balance, the County Commissioners and the County Budget Director are continually working with County departments in monitoring appropriations/expenditures annually. Due to the stagnation in national economy and outside funding cutbacks in recent years, the Commissioners and the department heads have worked diligently in attempting to keep expenses in line with their revenue sources.

The County's portion of federal and state based revenue may also be affected by the economic conditions. The County has begun to experience reduced federal and state funding/reimbursements for various programs. Such cutbacks have begun to create additional pressure on the General Fund balance, as well as several other County funds. Other state agencies are reducing funding to local governments, thus causing further hardships on the County and other local agencies as they strive to at least maintain, if not enhance, services to their constituents.

Lake County, Ohio

*Management's Discussion and Analysis
For the Year Ended December 31, 2007
Unaudited*

The improved investment market in 2007 bolstered the County's General Fund budget. While those returns still lag behind the investment earnings posted in the late 1990's they are much improved over recent years. However, it is already evident that the returns on the 2008 investment fiscal year will not be as high as 2007. While the County has suffered from significantly reduced interest earnings on investments in recent years as compared to the previous decade, the County Commissioners have taken advantage of the market in regards to the County's recent debt issuances. The low market rates have allowed the Commissioners to obtain very low interest rates on both short-term and long-term borrowing to finance capital improvements to buildings and infrastructure.

Inflationary trends in the region compared very similarly to national indices. The unemployment rate for the county at the end of 2007 was 5.2 percent, which increased from 4.8 percent a year ago. The State average was 5.6 percent and the Federal rate was 4.6 percent. Lake County's economy has been resilient in contrast to other counties in the State of Ohio, including some surrounding counties who are facing significant financial hardships and budget reductions. Sales tax revenue generated a modest 1.0 percent increase in 2007, which favors comparably to neighboring counties, some of which have experienced downturns in recent years. The key factor is the County's large retail market and its diversified commercial and industrial economic base. Residential new construction continued to grow due, in part, to the still relatively low mortgage interest rates throughout the area but also because of the fairly large amount of undeveloped land in the eastern and southern portions of the County.

Requests for Information

This financial report is designed to provide a general overview of the County's finances for all those with an interest in the government's finances. Questions concerning any of the information provided in this report or requests for additional financial information should be addressed to Edward H. Zupancic, Lake County Auditor, 105 Main Street, Painesville, Ohio 44077, (440) 350-2532, or email at: auditor@lakecountyohio.org, or visit the County Web Site at: <http://www.lakecountyohio.org>.

LAKE COUNTY, OHIO

STATEMENT OF NET ASSETS

DECEMBER 31, 2007

	PRIMARY GOVERNMENT			COMPONENT UNITS	
	GOVERNMENTAL ACTIVITIES	BUSINESS- TYPE ACTIVITIES	TOTAL	WORKSHOP	PORT AUTHORITY
ASSETS:					
Equity in pooled cash and cash equivalents	\$ 94,477,161	\$ 30,119,164	\$ 124,596,325	\$ 579,363	\$ 83,181
Receivables:					
Taxes	47,010,907		47,010,907		
Accounts	570,055	5,945,751	6,515,806	64,139	318,355
Unbilled accounts		4,211,010	4,211,010		
Other receivables		158,297	158,297		
Special assessments	11,591,323		11,591,323		
Accrued interest	2,262,033		2,262,033		
Due from other governments	20,448,957		20,448,957		
Materials and supplies inventory	803,880	1,127,880	1,931,760	35,939	
Internal balances	1,567,811	(1,567,811)	0		
Prepaid items	285,654	63,216	348,870	14,985	
Unamortized bond issuance costs	242,189	82,107	324,296		
Unamortized loss on refunded bonds	103,099		103,099		
Nondepreciable capital assets	29,007,947	19,904,605	48,912,552		
Depreciable capital assets, net	115,877,427	176,756,691	292,634,118	16,157	
TOTAL ASSETS	\$ 324,248,443	\$ 236,800,910	\$ 561,049,353	\$ 710,583	\$ 401,536
LIABILITIES					
Accounts payable	\$ 4,253,279	\$ 959,887	\$ 5,213,166	\$ 7,976	\$ 8,747
Accrued wages and benefits	1,885,308	225,866	2,111,174	15,886	
Unearned revenue	40,570,420	1,890,879	42,461,299		286,376
Accrued interest payable	163,351	112,853	276,204		
Due to other governments	1,451,738	808,145	2,259,883	1,228	
Claims payable	54,018		54,018		
Customer deposits		339,963	339,963		
Unamortized premium on debt issue	638,434	37,433	675,867		
Notes payable		4,643,427	4,643,427		
Long-term liabilities					
Due within one year	3,639,830	10,179,799	13,819,629		
Due in more than one year	39,125,795	51,207,905	90,333,700		
TOTAL LIABILITIES	91,782,173	70,406,157	162,188,330	25,090	295,123
NET ASSETS					
Invested in capital assets, net of related debt	120,554,331	148,276,951	268,831,282	16,157	
Restricted for:					
Public assistance/human services	32,934,188		32,934,188		
Roads and bridges	8,390,959		8,390,959		
Health programs	9,646,948		9,646,948		
Judicial/public safety grants/programs	12,422,760		12,422,760		
Economic development grants	254,285		254,285		
Debt service	1,127,978		1,127,978		
Capital projects	10,926,763		10,926,763		
Other purposes	3,025,480		3,025,480	7,732	8,991
Unrestricted	33,182,578	18,117,802	51,300,380	661,604	97,422
TOTAL NET ASSETS	\$ 232,466,270	\$ 166,394,753	\$ 398,861,023	\$ 685,493	\$ 106,413

The notes to the financial statements are an integral part of this statement.

LAKE COUNTY, OHIO

STATEMENT OF ACTIVITIES

FOR THE YEAR ENDED DECEMBER 31, 2007

	PROGRAM REVENUES			
	EXPENSES	CHARGES FOR SERVICES AND OPERATING ASSESSMENTS	OPERATING GRANTS CONTRIBUTIONS AND INTEREST	CAPITAL GRANTS AND CONTRIBUTIONS
<i>PRIMARY GOVERNMENT</i>				
GOVERNMENTAL ACTIVITIES:				
General government	\$ 64,128,968	\$ 8,002,787	\$ 1,247,490	\$ 0
Judicial and public safety	45,335,989	5,600,177	2,277,492	1,771,484
Public works	6,241,933	3,624,268	5,519,862	2,987,694
Human services	71,069,584	2,663,270	37,257,126	
Health	21,722,913	587,298	14,089,002	8,335
Community and economic development	4,569,599		1,895,303	2,436,415
Interest and fiscal charges	1,636,394			
<i>Total Governmental Activities</i>	<u>214,705,380</u>	<u>20,477,800</u>	<u>62,286,275</u>	<u>7,203,928</u>
BUSINESS-TYPE ACTIVITIES:				
Water	14,105,547	18,972,006		2,005,680
Wastewater	16,642,473	15,725,339		1,932,575
Solid Waste	12,145,701	5,948,951		29,634
<i>Total Business-Type Activities</i>	<u>42,893,721</u>	<u>40,646,296</u>	<u>0</u>	<u>3,967,889</u>
<i>Total Primary Government</i>	<u>\$ 257,599,101</u>	<u>\$ 61,124,096</u>	<u>\$ 62,286,275</u>	<u>\$ 11,171,817</u>
<i>COMPONENT UNITS</i>				
Workshop	<u>\$ 545,943</u>	<u>\$ 528,603</u>	<u>\$ 75,981</u>	<u>\$ 0</u>
Port Authority	<u>\$ 64,129</u>	<u>\$</u>	<u>\$ 170,542</u>	<u>\$</u>

General Revenues

Property Taxes Levied For:

General Purposes

Mental Retardation

Mental Health

Childrens Services

Narcotics Agency

Forensic Crime Laboratory

Senior Citizens Services

Sales Tax Levied For General Purposes

Conveyance Tax Levied For General Purposes

Lodging Tax Levied For Specific Purposes

Grants and Entitlements not Restricted to Specific Programs

Interest

Other

Total General Revenues

Transfers

Total General Revenues and Transfers

Change in Net Assets

Net Assets Beginning of Year (restated)

Net Assets End of Year

The notes to the financial statements are an integral part of this statement.

NET (EXPENSE) REVENUE AND CHANGES IN NET ASSETS

PRIMARY GOVERNMENT			COMPONENT UNITS	
GOVERNMENTAL ACTIVITIES	BUSINESS-TYPE ACTIVITIES	TOTAL	WORKSHOP	PORT AUTHORITY
\$ (54,878,691)	\$	\$ (54,878,691)	\$	\$
(35,686,836)		(35,686,836)		
5,889,891		5,889,891		
(31,149,188)		(31,149,188)		
(7,038,278)		(7,038,278)		
(237,881)		(237,881)		
(1,636,394)		(1,636,394)		
<u>(124,737,377)</u>	<u>0</u>	<u>(124,737,377)</u>	<u>0</u>	<u>0</u>
	6,872,139	6,872,139		
	1,015,441	1,015,441		
	(6,167,116)	(6,167,116)		
<u>0</u>	<u>1,720,464</u>	<u>1,720,464</u>	<u>0</u>	<u>0</u>
<u>(124,737,377)</u>	<u>1,720,464</u>	<u>(123,016,913)</u>	<u>0</u>	<u>0</u>
<u>0</u>	<u>0</u>	<u>0</u>	<u>58,641</u>	
<u>0</u>	<u>0</u>	<u>0</u>		<u>106,413</u>
13,265,005		13,265,005		
20,046,094		20,046,094		
7,675,497		7,675,497		
3,240,907		3,240,907		
1,161,353		1,161,353		
1,394,069		1,394,069		
1,516,817		1,516,817		
15,847,926		15,847,926		
3,465,513		3,465,513		
836,285		836,285		
3,589,783		3,589,783		
9,615,631	80,381	9,696,012	27,187	
8,319,419	743,566	9,062,985	114	
<u>89,974,299</u>	<u>823,947</u>	<u>90,798,246</u>	<u>27,301</u>	<u>0</u>
<u>50,000</u>	<u>(50,000)</u>	<u>0</u>	<u>0</u>	<u>0</u>
<u>90,024,299</u>	<u>773,947</u>	<u>90,798,246</u>	<u>27,301</u>	<u>0</u>
<u>(34,713,078)</u>	<u>2,494,411</u>	<u>(32,218,667)</u>	<u>85,942</u>	<u>106,413</u>
<u>267,179,348</u>	<u>163,900,342</u>	<u>431,079,690</u>	<u>599,551</u>	<u>0</u>
<u>\$ 232,466,270</u>	<u>\$ 166,394,753</u>	<u>\$ 398,861,023</u>	<u>\$ 685,493</u>	<u>\$ 106,413</u>

LAKE COUNTY, OHIO

BALANCE SHEET GOVERNMENTAL FUNDS

DECEMBER 31, 2007

	GENERAL FUND	MR & DD BOARD	ADAMHS BOARD	SPECIAL ASSESSMENT DEBT SERVICE	OTHER GOVERNMENTAL FUNDS
ASSETS:					
Equity in pooled cash and cash equivalents	\$ 24,222,684	\$ 17,435,308	\$ 5,298,564	\$ 1,741,218	\$ 44,638,470
Receivables:					
Taxes	13,121,170	18,620,922	7,300,027		7,968,788
Accounts	165,480	105,649			298,865
Special assessments				9,581,050	2,010,273
Accrued interest	2,245,651				16,382
Due from other funds	1,063,686				271,416
Due from other governments	4,054,616	1,283,134	4,983,018		10,111,523
Materials and supplies inventory					729,145
Interfund receivable	540,412				660,000
Prepaid items	218,767	30,852	9,415		24,912
TOTAL ASSETS	\$ 45,632,466	\$ 37,475,865	\$ 17,591,024	\$ 11,322,268	\$ 66,729,774
LIABILITIES					
Accounts payable	\$ 665,380	\$ 508,252	\$ 754,414	\$	\$ 2,252,042
Accrued wages and benefits	702,007	729,112	13,102		426,602
Deferred revenue	14,232,294	18,620,922	7,300,027	9,316,407	11,414,937
Due to other funds	92,139	16,388	330		215,940
Due to other governments	677,170	197,440	11,877		551,538
Interfund payable					815,412
TOTAL LIABILITIES	16,368,990	20,072,114	8,079,750	9,316,407	15,676,471
FUND BALANCES					
Reserved for encumbrances	544,197	76,389	63,174		1,105,621
Reserved for inventory					729,145
Reserved for prepaid expenditures	218,767	30,852	9,415		24,912
Reserved for debt service				2,005,861	
Reserved for central communications	3,567,393				
Reserved for advances	540,412				660,000
Unreserved, Designated for claimants	248,351				
Unreserved, Undesignated, Reported in:					
General Fund	24,144,356				
Special Revenue Funds		17,296,510	9,438,685		38,395,779
Capital Project Funds					10,137,846
TOTAL FUND BALANCES	29,263,476	17,403,751	9,511,274	2,005,861	51,053,303
TOTAL LIABILITIES AND FUND BALANCES	\$ 45,632,466	\$ 37,475,865	\$ 17,591,024	\$ 11,322,268	\$ 66,729,774

The notes to the financial statements are an integral part of this statement.

LAKE COUNTY, OHIO

STATEMENT OF REVENUES, EXPENDITURES AND CHANGES IN FUND BALANCES GOVERNMENTAL FUNDS

FOR THE YEAR ENDED DECEMBER 31, 2007

	GENERAL	MR & DD BOARD	ADAMHS BOARD	SPECIAL ASSESSMENT DEBT SERVICE	OTHER GOVERNMENTAL FUNDS
REVENUES:					
Property taxes	\$ 13,276,834	\$ 20,140,453	\$ 7,715,573	\$	\$ 7,350,159
Sales tax	15,841,912				
Other taxes	3,481,942	28,128	10,721		846,550
Fees and charges for services	6,072,237				8,505,373
Licenses and permits	549,931				587,348
Fines and forfeitures	217,714				1,066,481
Intergovernmental	5,494,423	18,723,273	13,462,568		36,693,560
Special assessments				873,043	2,108,764
Investment earnings	9,315,908				299,723
Miscellaneous	3,063,111	2,066,858	626,433		2,266,799
TOTAL REVENUES	57,314,012	40,958,712	21,815,295	873,043	59,724,757
EXPENDITURES:					
CURRENT:					
General government	13,836,195				5,254,399
Judicial and public safety	35,180,266				8,555,610
Public works	263,459				11,724,779
Human services	1,209,435	43,010,921			26,952,566
Health	177,954		20,863,714		504,319
Community and economic development	202,150				4,371,622
Capital outlay					4,578,600
Debt service:					
Principal retirement				516,300	2,254,000
Interest and fiscal charges				393,719	1,226,291
Bond issuance costs					46,091
TOTAL EXPENDITURES	50,869,459	43,010,921	20,863,714	910,019	65,468,277
EXCESS (DEFICIENCY) OF REVENUES OVER EXPENDITURES	6,444,553	(2,052,209)	951,581	(36,976)	(5,743,520)
OTHER FINANCING SOURCES AND USES:					
Sale of capital assets	530,212				50,848
Proceeds of bonds					1,545,000
Premium on debt					4,439
Transfers - in					11,268,061
Transfers - out	(6,006,334)				(6,101,727)
TOTAL OTHER FINANCING SOURCES (USES)	(5,476,122)	0	0	0	6,766,621
NET CHANGE IN FUND BALANCE	968,431	(2,052,209)	951,581	(36,976)	1,023,101
FUND BALANCE AT BEGINNING OF YEAR	28,295,045	19,455,960	8,559,693	2,042,837	49,962,030
INCREASE (DECREASE) IN RESERVE FOR INVENTORY					68,172
FUND BALANCE AT END OF YEAR	\$ 29,263,476	\$ 17,403,751	\$ 9,511,274	\$ 2,005,861	\$ 51,053,303

The notes to the financial statements are an integral part of this statement.

LAKE COUNTY, OHIO

STATEMENT OF REVENUES, EXPENDITURES AND CHANGES IN FUND BALANCE - BUDGET AND ACTUAL MAJOR GOVERNMENTAL FUNDS (NON - GAAP BUDGETARY BASIS)

FOR THE YEAR ENDED DECEMBER 31, 2007

GENERAL FUND	BUDGETED AMOUNTS		ACTUAL AMOUNTS	VARIANCE WITH FINAL BUDGET POSITIVE (NEGATIVE)
	ORIGINAL	FINAL		
REVENUES:				
Property taxes	\$ 12,761,852	\$ 12,761,852	\$ 13,287,788	\$ 525,936
Sales tax	15,510,000	15,510,000	15,699,264	189,264
Other taxes	4,018,241	4,018,241	3,453,380	(564,861)
Fees and charges for services	6,894,446	6,676,217	6,248,163	(428,054)
Licenses and permits	549,299	549,299	553,257	3,958
Fines and forfeitures	206,000	206,000	219,874	13,874
Intergovernmental	5,372,279	5,410,019	5,544,691	134,672
Investment earnings	5,550,201	5,550,201	8,850,637	3,300,436
Miscellaneous	2,774,969	1,340,124	3,057,943	1,717,819
TOTAL REVENUES	53,637,287	52,021,953	56,914,997	4,893,044
EXPENDITURES:				
CURRENT:				
General government	14,631,909	14,559,188	13,919,493	639,695
Judicial and public safety	33,809,517	35,143,443	34,747,623	395,820
Public works	276,261	279,246	262,208	17,038
Human services	1,129,310	1,208,459	1,202,869	5,590
Health	178,117	182,004	177,839	4,165
Community and economic development	202,150	202,150	202,150	0
TOTAL EXPENDITURES	50,227,264	51,574,490	50,512,182	1,062,308
EXCESS (DEFICIENCY) OF REVENUES OVER EXPENDITURES	3,410,023	447,463	6,402,815	5,955,352
OTHER FINANCING SOURCES AND USES:				
Sale of capital assets	525,000	525,000	526,693	1,693
Advances-in	680,776	680,776	680,776	0
Transfers - in	1,386,404	1,386,404		(1,386,404)
Transfers - out	(6,463,486)	(6,040,736)	(6,006,334)	34,402
TOTAL OTHER FINANCING SOURCES (USES)	(3,871,306)	(3,448,556)	(4,798,865)	(1,350,309)
EXCESS (DEFICIENCY) OF REVENUES AND OTHER FINANCING SOURCES OVER (UNDER) EXPENDITURES AND OTHER USES	(461,283)	(3,001,093)	1,603,950	4,605,043
FUND BALANCE (DEFICIT) AT BEGINNING OF YEAR				
	21,632,137	21,632,137	21,632,137	0
Unexpended Prior Year Encumbrances				
	27,195	27,195	27,195	0
FUND BALANCE (DEFICIT) AT END OF YEAR	\$ 21,198,049	\$ 18,658,239	\$ 23,263,282	\$ 4,605,043

The notes to the financial statements are an integral part of this statement.

LAKE COUNTY, OHIO

STATEMENT OF REVENUES, EXPENDITURES AND CHANGES IN FUND BALANCE - BUDGET AND ACTUAL MAJOR GOVERNMENTAL FUNDS (NON - GAAP BUDGETARY BASIS)

FOR THE YEAR ENDED DECEMBER 31, 2007

BOARD OF MENTAL RETARDATION AND DEVELOPMENTAL DISABILITIES (MR & DD BOARD)	BUDGETED AMOUNTS		ACTUAL AMOUNTS	VARIANCE WITH FINAL BUDGET POSITIVE (NEGATIVE)
	ORIGINAL	FINAL		
REVENUES:				
Property taxes	\$ 19,238,527	\$ 19,238,527	\$ 20,197,944	\$ 959,417
Other taxes	28,128	28,128	28,128	0
Intergovernmental	19,354,276	19,354,276	19,263,650	(90,626)
Miscellaneous	1,721,201	1,721,201	2,013,954	292,753
TOTAL REVENUES	<u>40,342,132</u>	<u>40,342,132</u>	<u>41,503,676</u>	<u>1,161,544</u>
EXPENDITURES:				
CURRENT:				
Human services	<u>45,937,996</u>	<u>45,937,996</u>	<u>43,226,235</u>	<u>2,711,761</u>
TOTAL EXPENDITURES	<u>45,937,996</u>	<u>45,937,996</u>	<u>43,226,235</u>	<u>2,711,761</u>
EXCESS (DEFICIENCY) OF REVENUES OVER EXPENDITURES	(5,595,864)	(5,595,864)	(1,722,559)	3,873,305
EXCESS (DEFICIENCY) OF REVENUES AND OTHER FINANCING SOURCES OVER (UNDER) EXPENDITURES AND OTHER USES	(5,595,864)	(5,595,864)	(1,722,559)	3,873,305
FUND BALANCE (DEFICIT) AT BEGINNING OF YEAR	19,049,958	19,049,958	19,049,958	0
Unexpended Prior Year Encumbrances	<u>26,979</u>	<u>26,979</u>	<u>26,979</u>	<u>0</u>
FUND BALANCE (DEFICIT) AT END OF YEAR	<u>\$ 13,481,073</u>	<u>\$ 13,481,073</u>	<u>\$ 17,354,378</u>	<u>\$ 3,873,305</u>

The notes to the financial statements are an integral part of this statement.

LAKE COUNTY, OHIO

STATEMENT OF REVENUES, EXPENDITURES AND CHANGES IN FUND BALANCE - BUDGET AND ACTUAL MAJOR GOVERNMENTAL FUNDS (NON - GAAP BUDGETARY BASIS)

FOR THE YEAR ENDED DECEMBER 31, 2007

BOARD OF ALCOHOL, DRUG ADDICTION AND MENTAL HEALTH SERVICES (ADAMHS BOARD)	BUDGETED AMOUNTS		ACTUAL AMOUNTS	VARIANCE WITH FINAL BUDGET POSITIVE (NEGATIVE)
	ORIGINAL	FINAL		
REVENUES:				
Property taxes	\$ 7,387,365	\$ 7,387,365	\$ 7,734,346	\$ 346,981
Other taxes	10,721	10,721	10,721	0
Intergovernmental	13,546,967	13,588,601	13,105,506	(483,095)
Miscellaneous		458,366	908,919	450,553
TOTAL REVENUES	<u>20,945,053</u>	<u>21,445,053</u>	<u>21,759,492</u>	<u>314,439</u>
EXPENDITURES:				
CURRENT:				
Health	<u>21,112,637</u>	<u>21,533,989</u>	<u>20,882,002</u>	<u>651,987</u>
TOTAL EXPENDITURES	<u>21,112,637</u>	<u>21,533,989</u>	<u>20,882,002</u>	<u>651,987</u>
EXCESS (DEFICIENCY) OF REVENUES OVER EXPENDITURES	(167,584)	(88,936)	877,490	966,426
EXCESS (DEFICIENCY) OF REVENUES AND OTHER FINANCING SOURCES OVER (UNDER) EXPENDITURES AND OTHER USES	(167,584)	(88,936)	877,490	966,426
FUND BALANCE (DEFICIT) AT BEGINNING OF YEAR	4,214,419	4,214,419	4,214,419	0
Unexpended Prior Year Encumbrances	<u>21,937</u>	<u>21,937</u>	<u>21,937</u>	<u>0</u>
FUND BALANCE (DEFICIT) AT END OF YEAR	<u>\$ 4,068,772</u>	<u>\$ 4,147,420</u>	<u>\$ 5,113,846</u>	<u>\$ 966,426</u>

The notes to the financial statements are an integral part of this statement.

LAKE COUNTY, OHIO

STATEMENT OF NET ASSETS PROPRIETARY FUNDS

DECEMBER 31, 2007

(Continued)

	<u>Business-Type Activities - Enterprise Funds</u>				<u>Governmental</u>
	<u>WATER</u>	<u>WASTE- WATER</u>	<u>SOLID WASTE</u>	<u>TOTALS</u>	<u>Activities</u> <u>INTERNAL</u> <u>SERVICE</u> <u>FUNDS</u>
ASSETS:					
Current assets:					
Equity in pooled cash and cash equivalents	\$ 9,057,940	\$ 10,369,090	\$ 10,692,134	\$ 30,119,164	\$ 1,140,917
Net receivables:					
Accounts	2,944,170	2,049,301	952,280	5,945,751	61
Unbilled accounts	2,130,769	2,080,241		4,211,010	
Other receivables	158,297			158,297	
Due from other funds	21,200	675,000	319,177	1,015,377	172,631
Due from other governments				0	16,669
Material and supplies inventory	768,417	358,529	934	1,127,880	74,735
Prepaid items	26,448	31,623	5,145	63,216	1,708
Unamortized bond issuance costs	77,085	5,022		82,107	
<i>Total current assets</i>	<u>15,184,326</u>	<u>15,568,806</u>	<u>11,969,670</u>	<u>42,722,802</u>	<u>1,406,721</u>
Noncurrent assets-capital assets:					
Land	471,593	1,557,824	1,558,229	3,587,646	
Land improvements	45,490	36,365	259,316	341,171	
Utility plant in service	124,346,498	207,869,427	13,106,328	345,322,253	
Furniture, fixtures and equipment	2,334,271	4,587,985	473,004	7,395,260	218,069
Less: Accumulated depreciation	(72,540,727)	(97,299,638)	(6,461,628)	(176,301,993)	(170,401)
Construction-in-progress	2,659,161	5,440,540	8,217,258	16,316,959	
<i>Total noncurrent assets-capital assets:</i>	<u>57,316,286</u>	<u>122,192,503</u>	<u>17,152,507</u>	<u>196,661,296</u>	<u>47,668</u>
TOTAL ASSETS	<u>\$ 72,500,612</u>	<u>\$ 137,761,309</u>	<u>\$ 29,122,177</u>	<u>\$ 239,384,098</u>	<u>\$ 1,454,389</u>

The notes to the financial statements are an integral part of this statement.

LAKE COUNTY, OHIO

STATEMENT OF NET ASSETS PROPRIETARY FUNDS (CONTINUED)

DECEMBER 31, 2007

	Business-Type Activities - Enterprise Funds				Governmental Activities
	WATER	WASTE- WATER	SOLID WASTE	TOTALS	INTERNAL SERVICE FUNDS
LIABILITIES:					
Current liabilities:					
Accounts payable	\$ 359,757	\$ 238,244	\$ 361,886	\$ 959,887	\$ 73,191
Accrued wages and benefits	101,574	115,257	9,035	225,866	14,485
Unearned revenue	950,817	940,062		1,890,879	
Accrued interest payable	5,002	60,803	47,048	112,853	
Interfund payable	385,000			385,000	
Due to other funds	2,167,599	30,192	397	2,198,188	125
Due to other governments	645,470	97,040	65,635	808,145	13,713
Claims payable				0	54,018
Customer deposits	184,070	155,893		339,963	
Compensated absences payable-current	65,378	64,943	8,206	138,527	13,368
Unamortized premium on debt issue	37,433			37,433	
Notes payable	23,427	2,160,000	2,460,000	4,643,427	
OWDA loans payable-current	6,453,652	2,861,256		9,314,908	
General obligation bonds payable-current	630,000	71,750		701,750	
Other long-term debt payable-current		24,614		24,614	
<i>Total current liabilities</i>	<u>12,009,179</u>	<u>6,820,054</u>	<u>2,952,207</u>	<u>21,781,440</u>	<u>168,900</u>
Noncurrent liabilities:					
Compensated absences payable	886,263	880,376	111,237	1,877,876	181,220
OWDA loans payable	3,515,403	27,137,615		30,653,018	
General obligation bonds payable	1,315,000	1,350,950		2,665,950	
Other long-term debt payable		425,352		425,352	
Landfill closure and postclosure costs			15,585,709	15,585,709	
<i>Total noncurrent liabilities</i>	<u>5,716,666</u>	<u>29,794,293</u>	<u>15,696,946</u>	<u>51,207,905</u>	<u>181,220</u>
TOTAL LIABILITIES	<u>\$ 17,725,845</u>	<u>\$ 36,614,347</u>	<u>\$ 18,649,153</u>	<u>\$ 72,989,345</u>	<u>\$ 350,120</u>
NET ASSETS:					
Invested in capital assets, net of related debt	45,418,456	88,165,988	14,692,507	148,276,951	47,668
Unrestricted	<u>9,356,311</u>	<u>12,980,974</u>	<u>(4,219,483)</u>	<u>18,117,802</u>	<u>1,056,601</u>
TOTAL NET ASSETS	<u>\$ 54,774,767</u>	<u>\$ 101,146,962</u>	<u>\$ 10,473,024</u>	<u>\$ 166,394,753</u>	<u>\$ 1,104,269</u>

The notes to the financial statements are an integral part of this statement.

LAKE COUNTY, OHIO

STATEMENT OF REVENUES, EXPENSES AND CHANGES IN FUND NET ASSETS PROPRIETARY FUNDS

FOR THE YEAR ENDED DECEMBER 31, 2007

	<u>Business-Type Activities - Enterprise Funds</u>				<u>Governmental</u>
	<u>WATER</u>	<u>WASTE- WATER</u>	<u>SOLID WASTE</u>	<u>TOTALS</u>	<u>INTERNAL SERVICE FUNDS</u>
OPERATING REVENUES:					
Water sales	\$ 18,307,274	\$	\$	\$ 18,307,274	\$
Sewer charges		13,900,857		13,900,857	
Fees, permits and tap-ins	578,801	1,677,981		2,256,782	
Charges for services	85,931	146,501	5,948,951	6,181,383	5,750,647
Other operating revenues	450,138	255,602	12,296	718,036	17,645
TOTAL OPERATING REVENUES	19,422,144	15,980,941	5,961,247	41,364,332	5,768,292
OPERATING EXPENSES:					
Personal services	3,996,009	4,530,157	402,742	8,928,908	687,663
Contractual services	924,557	887,633	10,902,701	12,714,891	243,978
Materials and supplies	1,316,668	851,941	55,800	2,224,409	1,660,131
Insurance claims				0	2,984,995
Other operating expenses	3,145,492	3,787,991	322,258	7,255,741	737,214
Depreciation expense	3,464,423	5,057,372	461,908	8,983,703	25,141
TOTAL OPERATING EXPENSES	12,847,149	15,115,094	12,145,409	40,107,652	6,339,122
OPERATING INCOME (LOSS)	6,574,995	865,847	(6,184,162)	1,256,680	(570,830)
NON-OPERATING REVENUES (EXPENSES):					
Investment earnings	10,363	11,189	58,829	80,381	
Sale of capital assets	10,001	15,529		25,530	231
Interest and fiscal charges	(1,258,398)	(1,527,379)	(292)	(2,786,069)	
TOTAL NON-OPERATING REVENUES (EXPENSES)	(1,238,034)	(1,500,661)	58,537	(2,680,158)	231
INCOME (LOSS) BEFORE CONTRIBUTIONS AND TRANSFERS	5,336,961	(634,814)	(6,125,625)	(1,423,478)	(570,599)
Grants and contributed capital	1,980,695	1,903,538	29,634	3,913,867	
Contributions from customers	24,985	29,037		54,022	
Transfers-in				0	890,000
Transfers-out	(50,000)			(50,000)	
CHANGE IN NET ASSETS	7,292,641	1,297,761	(6,095,991)	2,494,411	319,401
NET ASSETS AT BEGINNING OF THE YEAR (restated)	47,482,126	99,849,201	16,569,015	163,900,342	784,868
NET ASSETS AT END OF THE YEAR	\$ 54,774,767	\$ 101,146,962	\$ 10,473,024	\$ 166,394,753	\$ 1,104,269

The notes to the financial statements are an integral part of this statement.

LAKE COUNTY, OHIO

STATEMENT OF CASH FLOWS PROPRIETARY FUNDS

FOR THE YEAR ENDED DECEMBER 31, 2007

(Continued)

	Business-Type Activities - Enterprise Funds				Governmental Activities
	WATER	WASTE- WATER	SOLID WASTE	TOTAL	INTERNAL SERVICE FUNDS
<u>Cash flows from operating activities:</u>					
Cash received from customers	\$ 19,010,741	\$ 15,703,392	\$ 5,878,522	\$ 40,592,655	\$ 5,700,491
Cash paid to suppliers	(5,288,435)	(5,637,462)	(4,979,250)	(15,905,147)	(2,644,314)
Cash paid to employees	(3,966,482)	(4,512,611)	(400,640)	(8,879,733)	(685,673)
Cash paid for claims				0	(3,028,518)
Other operating revenues	450,138	255,602	12,296	718,036	18,216
NET CASH PROVIDED BY OPERATING ACTIVITIES	10,205,962	5,808,921	510,928	16,525,811	(639,798)
<u>Cash flows from noncapital financing activities:</u>					
Advances out to other funds	(668,776)			(668,776)	
Transfers-out to other funds	(50,000)			(50,000)	890,000
NET CASH PROVIDED BY NONCAPITAL FINANCING ACTIVITIES	(718,776)	0	0	(718,776)	890,000
<u>Cash flows from capital and related financing activities:</u>					
Proceeds from the sale of general obligation notes		2,160,000	2,460,000	4,620,000	
Proceeds from the sale of general obligation bonds		0		0	
Acquisition and construction of capital assets	(1,601,919)	(1,441,591)	(5,227,510)	(8,271,020)	(15,000)
Principal paid on general obligation debt	(7,406,522)	(4,860,034)	(925,000)	(13,191,556)	
Interest paid on general obligation debt	(1,248,642)	(1,619,928)	(46,122)	(2,914,692)	
Capital contributed by grants	353,250	753,020	29,634	1,135,904	
Contributions from customers	24,985	29,037		54,022	
Proceeds from the sale of capital assets	10,001	15,529		25,530	231
NET CASH USED FOR CAPITAL AND RELATED FINANCING ACTIVITIES	(9,868,847)	(4,963,967)	(3,708,998)	(18,541,812)	(14,769)
<u>Cash flows from investing activities:</u>					
Interest on investments	10,363	11,189	58,829	80,381	
NET CASH PROVIDED BY INVESTING ACTIVITIES	10,363	11,189	58,829	80,381	0
NET INCREASE (DECREASE) IN CASH AND CASH EQUIVALENTS	(371,298)	856,143	(3,139,241)	(2,654,396)	235,433
CASH AND CASH EQUIVALENTS AT BEGINNING OF YEAR	9,429,238	9,512,947	13,831,375	32,773,560	905,484
CASH AND CASH EQUIVALENTS AT END OF YEAR	\$ 9,057,940	\$ 10,369,090	\$ 10,692,134	\$ 30,119,164	\$ 1,140,917

The notes to the financial statements are an integral part of this statement.

LAKE COUNTY, OHIO

STATEMENT OF CASH FLOWS PROPRIETARY FUNDS (CONTINUED)

FOR THE YEAR ENDED DECEMBER 31, 2007

	Business-Type Activities - Enterprise Funds				Governmental Activities
	WATER	WASTE- WATER	SOLID WASTE	TOTAL	INTERNAL SERVICE FUNDS
<u>Capital and related financing activities</u> <u>not affecting cash:</u>					
Acquisition of capital assets through contributed capital	\$ 1,590,857	\$ 1,150,518	\$	\$ 2,741,375	\$
Acquisition of assets capitalized from prior years's construction-in-progress	1,144,031	5,446,562		6,590,593	
NET ACQUISITION OF CAPITAL ASSETS NOT AFFECTING CASH	<u>\$ 2,734,888</u>	<u>\$ 6,597,080</u>	<u>\$ 0</u>	<u>\$ 9,331,968</u>	<u>\$ 0</u>
RECONCILIATION OF OPERATING INCOME TO NET CASH PROVIDED BY OPERATING ACTIVITIES:					
OPERATING INCOME (LOSS)	\$ 6,574,995	\$ 865,847	\$ (6,184,162)	\$ 1,256,680	\$ (570,830)
Adjustments to reconcile operating income to net cash provided by operating activities:					
Depreciation expense	3,464,423	5,057,372	461,908	8,983,703	25,141
Changes in assets and liabilities:					
(Increase) decrease in accounts receivable	(30,679)	(51,757)	(70,429)	(152,865)	6
(Increase) decrease in other receivable	(19,167)			(19,167)	
(Increase) decrease in inventory	(68,517)	(68,128)	(350)	(136,995)	(48,863)
(Increase) decrease in due from other funds	0			0	(728)
(Increase) decrease in due from other governments	0			0	36,407
(Increase) decrease in prepaid items	2,094	2,252	672	5,018	143
Increase (decrease) in accounts payable	53,869	(47,460)	(150,433)	(144,024)	(37,065)
Increase (decrease) in accrued wages	29,527	17,546	2,102	49,175	1,990
Increase (decrease) in due to other funds	4,148	3,182	(1,201)	6,129	(30)
Increase (decrease) in due to other governments	36,273	(32,517)	(65,652)	(61,896)	225
Increase (decrease) in claims payable				0	(43,523)
Increase (decrease) in compensated absences	70,415	32,774	(4,971)	98,218	(2,671)
Increase (decrease) in customer deposits	88,581	29,810		118,391	
Increase (decrease) in landfill closure and postclosure costs			6,523,444	6,523,444	
Total adjustments	<u>3,630,967</u>	<u>4,943,074</u>	<u>6,695,090</u>	<u>15,269,131</u>	<u>(68,968)</u>
NET CASH PROVIDED BY OPERATING ACTIVITIES	<u>\$ 10,205,962</u>	<u>\$ 5,808,921</u>	<u>\$ 510,928</u>	<u>\$ 16,525,811</u>	<u>\$ (639,798)</u>

The notes to the financial statements are an integral part of this statement.

LAKE COUNTY, OHIO

STATEMENT OF FIDUCIARY ASSETS AND LIABILITIES AGENCY FUNDS

DECEMBER 31, 2007

	AGENCY FUNDS
<hr/>	
ASSETS:	
Equity in pooled cash and cash equivalents	\$ 27,504,262
Cash and cash equivalents - non-pooled cash	5,425,666
Receivables:	
Taxes	298,773,006
Special assessments	5,731,665
Due from other governments	<u>2,462,343</u>
TOTAL ASSETS	<u>\$ 339,896,942</u>
<hr/>	
LIABILITIES:	
Due to other governments	\$ 322,905,982
Other liabilities	<u>16,990,960</u>
TOTAL LIABILITIES	<u>\$ 339,896,942</u>

The notes to the financial statements are an integral part of this statement.

NOTES TO THE BASIC FINANCIAL STATEMENTS

NOTE A – DESCRIPTION OF LAKE COUNTY

Lake County was established in March 1840 by an act of the Ohio General Assembly. Situated on Lake Erie in the extreme northeastern part of Ohio, the County operates as a political subdivision of the State of Ohio, exercising only those powers and powers incidental thereto, conferred by the Ohio Legislature. Lake County voters elect a total of eleven legislative and administrative county officials. The three-member Board of Commissioners is the legislative and executive body of the County. The County Auditor is the chief fiscal officer and tax assessor. The County Treasurer serves as the custodian of all County funds and as tax collector. In addition, there are six other elected administrative officials provided for by Ohio law, which include the Clerk of Courts, Coroner, Engineer, Prosecutor, Recorder, and Sheriff. The judicial branch of the County is comprised of four Common Pleas Court Judges, one Domestic Relations Court Judge, one Juvenile Court Judge, one Probate Court Judge and two Court of Appeals Judges.

Lake County provides a myriad of services to its approximately 230,000 residents. The County offers a wide range of human and social services, health and community assistance services, law enforcement services, road and building maintenance services as well as other general and administrative support services. Additionally, Lake County operates a water distribution, a wastewater collection system, a solid waste disposal system and a solid waste-recycling program.

REPORTING ENTITY

The reporting entity is comprised of the primary government, component units and other organizations that are included to ensure that the financial statements of the County are not misleading. The primary government consists of all funds, departments, boards and agencies that are not legally separate from the County. For Lake County, this includes the Children's Services Board, the Board of Mental Retardation and Developmental Disabilities, the Alcohol, Drug Addiction and Mental Health Services Board, and all departments and activities that are directly operated by the elected County officials.

Component units are legally separate organizations for which the County is financially accountable. The County is financially accountable for an organization if the County appoints a voting majority of the organization's governing board and (1) the County is able to significantly influence the programs or services performed or provided by the organization; or (2) the County is legally entitled to or can otherwise access the organization's resources; the County is legally obligated or has otherwise assumed the responsibility to finance the deficits of, or provide financial support to, the organization; or the County is obligated for the debt of the organization. Component units may also include organizations for which the County approves the budget, the issuance of debt or the levying of taxes.

NOTES TO THE BASIC FINANCIAL STATEMENTS

NOTE A – DESCRIPTION OF LAKE COUNTY (CONTINUED)

REPORTING ENTITY (Continued)

Discretely Presented Component Units

The component unit columns in the financial statements identify the financial data of the County's component units, Deepwood Industries, Inc. and the Lake County Port Authority. They are reported separately to emphasize that they are legally separate from the County.

DEEPWOOD INDUSTRIES, INC. (the Workshop)

Deepwood Industries, Inc. is a legally separate, not-for-profit corporation, served by a self-appointing board of trustees. The Workshop, under a contractual agreement with the Lake County Board of Mental Retardation and Developmental Disabilities (Board of MR & DD), provides a comprehensive program of services, including employment, for mentally retarded and developmentally disabled citizens of Lake County. The Board of MR & DD provides the Workshop with expenses and personnel for operation of the Workshop, including staff salaries and benefits, equipment and other support services necessary for the implementation of the programs offered by the Workshop. The Workshop cannot issue bonded debt or levy taxes and, thus, is not fiscally independent. Since the Workshop is fiscally dependent on the County and since the Workshop provides services to other agencies in addition to the County government, Deepwood Industries, Inc. is reflected as a component unit of Lake County. Separately issued financial statements can be obtained from Deepwood Industries, Inc., 8121 Deepwood Blvd., Mentor, OH 44060.

LAKE COUNTY PORT AUTHORITY (the Port Authority)

The Lake County Port Authority was established by the Board of the Lake County Commissioners in 2007 as a body corporate and politic for the purpose of promoting projects that will provide for the creation of jobs and employment opportunities and improve the economic welfare of the people residing in Lake County, as well as to encourage projects to enhance, foster, aid, provide or promote transportation, economic development, housing, recreation, education, governmental operations, culture or research within the territory served by the Port Authority. The Port Authority is governed by a seven member Board of Directors, each of whom is appointed by the Board of County Commissioners. The Board of County Commissioners can remove any appointed member of the Board of Directors and can also dissolve the Port Authority upon adoption of a resolution. As a result, the Port Authority is reflected as a component unit of Lake County. Separately issued financial statements can be obtained from the Lake County Port Authority, 391 West Washington Street, Painesville, OH 44077.

NOTES TO THE BASIC FINANCIAL STATEMENTS

NOTE A – DESCRIPTION OF LAKE COUNTY (CONTINUED)

REPORTING ENTITY (Continued)

Information in the following notes to the basic financial statements is applicable to the primary government. When information is provided relative to the component unit, it is specifically identified.

The County Treasurer, as the custodian of public funds, invests all public monies held on deposit in the County treasury. In the case of the Lake County General Health District and the Lake County Soil and Water Conservation District, the County serves as fiscal agent but is not financially accountable for their operations. Accordingly, the activity of these agencies are presented as agency funds within the basic financial statements.

Related Organizations

The following entities are considered related organizations to the reporting entity. This decision was based on the fact that although the Board of Commissioners appoints the majority of the board members of each of these entities, the County is not fiscally accountable for any of these organizations. The Board of County Commissioners cannot impose its will on any of these entities in any manner, nor does there exist any financial benefit or burden relationship between any of these entities and the County. The entities that were determined to be related organizations are:

LAKE METROPARKS

The three Park District Commissioners are appointed by the Probate Judge of the County. The District hires and fires staff, and does not rely on the County to finance deficits. The County is not financially accountable for the District nor is the District financially dependent on the County. The District serves as its own taxing and debt issuance authority and does not receive any funding from the County.

LAKELAND COMMUNITY COLLEGE

Lakeland Community College is designated as a distinct political subdivision and corporate body that provides higher education opportunities to the residents of Lake County. No financial relationship exists between the County and the College. Although the Board of County Commissioners appoints the majority of Lakeland's board members, the College has complete control of its fiscal officers and operations.

NOTES TO THE BASIC FINANCIAL STATEMENTS

NOTE A – DESCRIPTION OF LAKE COUNTY (CONTINUED)

REPORTING ENTITY (Continued)

LAKETRAN

Laketrans provides bus transportation services to the residents of Lake County. Laketrans is a distinct political subdivision of the State and a separate corporate body. Although all board members are appointed by the Board of County Commissioners, the Laketrans Board has the separate governing authority to levy and collect taxes, adopt its own budget, issue bonds and control its own operations.

LAKE COUNTY LIBRARY DISTRICT

The Library District provides library services to residents living in the City of Painesville, Grand River Village, Concord Township, Leroy Township and Painesville Township. Although the Board of County Commissioners appoints a majority of the Library District's board members, the County cannot impose its will on the Library District nor is there a financial benefit received by, or burden placed on, the County with respect to the Library District.

Jointly Governed Organizations

The County is a participant in the following Jointly Governed Organization:

NORTHEAST OHIO COMMUNITY ALTERNATIVE PROGRAM FACILITY (NEOCAP)

The Northeast Ohio Community Alternative Program Facility is a community based corrections facility that provides residents of the facility educational, vocational, substance abuse and support counseling services. The facility is administered by a judicial corrections board consisting of seven common pleas court judges. The members consist of two judges each from Trumbull and Lake Counties, and one judge each from Ashtabula, Geauga and Portage Counties. The Board adopts its own budget, authorizes expenditures and hires and fires its own staff. Funding is provided by the State of Ohio.

NOTES TO THE BASIC FINANCIAL STATEMENTS

NOTE B – SUMMARY OF SIGNIFICANT ACCOUNTING POLICIES

The financial statements of the County have been prepared in conformity with generally accepted accounting principles (GAAP) as applied to governmental units. The Governmental Accounting Standards Board (GASB) is the accepted standard-setting body for establishing governmental accounting and financial reporting principals. The County also applies Financial Accounting Standards Board (FASB) Statements and Interpretations issued on or before November 30, 1989, to its governmental and business-type activities and to its enterprise funds provided they do not conflict with or contradict GASB pronouncements. The most significant of the County's accounting policies are described below.

BASIS OF PRESENTATION

The County's basic financial statements consist of government-wide statements, including a statement of net assets and a statement of activities, and fund financial statements which provide a more detailed level of financial information.

Government-wide Financial Statements

The statement of net assets and the statement of activities display information about the County as a whole. These statements include the financial activities of the primary government, except for fiduciary funds. The activity of the internal service funds is eliminated to avoid "doubling up" revenues and expenses. The statements distinguish between those activities of the County that are governmental and those that are considered business-type activities.

The statement of net assets presents the financial condition of the governmental and business-type activities of the County at year-end. The statement of activities presents a comparison between direct expenses and program revenues for each program or function of the County's governmental activities and for the business-type activities of the County. Direct expenses are those that are specifically associated with a service, program or department and therefore clearly identifiable to a particular function. Program revenues include charges paid by the recipient of the goods or services offered by the program, grants and contributions that are restricted to meeting the operational or capital requirements of a particular program and interest earned on grants that is required to be used to support a particular program. Revenues, which are not classified as program revenues, are presented as general revenues of the County, with certain limited exceptions. The comparison of direct expenses with program revenues identifies the extent to which each governmental program or business activity is self-financing or draws from the general revenues of the County.

NOTES TO THE BASIC FINANCIAL STATEMENTS

NOTE B – SUMMARY OF SIGNIFICANT ACCOUNTING POLICIES (CONTINUED)

BASIS OF PRESENTATION (Continued)

Fund Financial Statements

During the year, the County segregates transactions related to certain County functions or activities in separate funds in order to aid financial management and to demonstrate legal compliance. Fund financial statements are designed to present financial information of the County at this more detailed level. The focus of governmental and enterprise fund financial statements is on major funds. Each major fund is presented in a separate column. Nonmajor funds are aggregated and presented in a single column. The internal service funds are presented in a single column on the face of the proprietary fund statements. Fiduciary funds are reported by type.

FUND ACCOUNTING

The County, the Workshop and the Port Authority use funds to maintain its financial records during the year. Fund accounting is designed to demonstrate legal compliance and to aid financial management by segregating transactions related to certain County functions or activities.

A fund is defined as a fiscal and accounting entity with a self-balancing set of accounts recording cash and other financial resources, together with all related liabilities and residual equities or balances, and changes therein, which are segregated for the purpose of carrying on specific activities or attaining certain objectives in accordance with special regulations, restrictions or limitations. For financial statement presentation purposes, the various funds of the County are grouped into the following generic fund types under the broad fund categories governmental, proprietary and fiduciary.

Governmental Funds

Governmental funds are those through which most governmental functions typically are financed. Governmental fund reporting focuses on the sources, uses and balances of current financial resources. Expendable assets are assigned to the various governmental funds according to the purposes for which they may or must be used. Current liabilities are assigned to the fund from which they will be paid. The difference between governmental fund assets and liabilities is reported as fund balance. The following are the County's major governmental funds:

General Fund: The general fund accounts for all financial resources except those required to be accounted for in another fund. The general fund balance is available to the County for any purpose provided it is expended or transferred according to the general laws of Ohio.

NOTES TO THE BASIC FINANCIAL STATEMENTS

NOTE B – SUMMARY OF SIGNIFICANT ACCOUNTING POLICIES (CONTINUED)

FUND ACCOUNTING (Continued)

Governmental Funds (Continued):

Board of Mental Retardation and Developmental Disabilities: The mental retardation board fund accounts for the operation of a school and resident homes for the mentally retarded and developmentally disabled. Revenue sources include a county-wide property tax levy and federal and state grants.

Board of Alcohol, Drug Addiction and Mental Health Services: The mental health board fund accounts for federal and state grants and county-wide property tax levies that are expended primarily to pay the costs of contracts with local mental health agencies that provide services to the public at large.

Special Assessment Debt Service Fund: This fund is used to account for the accumulation of financial resources for, and the payment of, special assessment long-term debt principal, interest and related costs.

The other governmental funds of the County account for grants and other resources whose use is restricted to a particular purpose.

Proprietary Funds:

Proprietary fund reporting focuses on the determination of operating income, changes in net assets, financial position and cash flows. Proprietary funds are classified as either enterprise or internal service.

Enterprise Funds: Enterprise funds may be used to account for any activity for which a fee is charged to external users for goods or services. The following are the County's major enterprise funds:

Water: The County provides water to residential, commercial and industrial customers. Revenue generated through user charges is used for operation, maintenance and capital improvements of the water distribution system.

Wastewater: The County provides sanitary sewer service to residential, commercial and industrial customers. Wastewater charges are based on water usage and serve as the major revenue source for financing the operations and maintenance of the wastewater system.

Solid Waste: This fund is used to account for the financial operations of the County's solid waste removal and landfill activities. Revenues are generated primarily from user tipping fees.

NOTES TO THE BASIC FINANCIAL STATEMENTS

NOTE B – SUMMARY OF SIGNIFICANT ACCOUNTING POLICIES (CONTINUED)

FUND ACCOUNTING (Continued)

Proprietary Funds (Continued)

Internal Service Funds: Internal Service Funds account for the financing of services provided by one department or agency to other departments or agencies of the County on a cost-reimbursement basis. The County's Internal Service Funds are the Central Purchasing, Mailroom and Garage funds, each of which account for the activities of those departments who provide those respective services to other County departments. In addition, the Prescription Self-Insurance and Dental Self-Insurance funds account for the prescription and dental benefits programs offered by the County, which are self-insured.

Fiduciary Funds:

Fiduciary fund reporting focuses on net assets and changes in net assets. The fiduciary fund category is split into four classifications; pension trust funds, investment trust funds, private-purpose trust funds and agency funds. Trust funds are used to account for assets held by the County under a trust agreement for individuals, private organizations, or other governments and are therefore, not available to support the County's own programs. Agency funds are custodial in nature (assets equal liabilities) and do not involve measurement of results of operations. The only fiduciary funds of the County are agency funds. The County's agency funds are primarily established to account for the collection of various taxes, receipts and fees and to account for funds of the Lake County General Health District and the Lake County Soil and Water Conservation District.

MEASUREMENT FOCUS

Government-wide Financial Statements:

The government-wide financial statements are prepared using the economic resources measurement focus. All assets and all liabilities associated with the operation of the County are included on the Statement of Net Assets. The Statement of Activities presents increases (e.g., revenues) and decreases (e.g., expenses) in total net assets.

Fund Financial Statements

All governmental funds are accounted for using a flow of current financial resources measurement focus. With this measurement focus, only current assets and current liabilities generally are included on the balance sheet. The Statement of Revenues, Expenditures and

NOTES TO THE BASIC FINANCIAL STATEMENTS

NOTE B – SUMMARY OF SIGNIFICANT ACCOUNTING POLICIES (CONTINUED)

MEASUREMENT FOCUS (Continued)

Fund Financial Statements (Continued)

Changes in Fund Balances reports on the sources (i.e., revenues and other financing sources) and uses (i.e., expenditures and other financing uses) of current financial resources. This approach differs from the manner in which the governmental activities of the government-wide financial statements are prepared. Governmental fund financial statements therefore include reconciliations with brief explanations to better identify the relationship between the government-wide statements and the statements for governmental funds.

Like the government-wide statements, all proprietary fund types are accounted for on a flow of economic resources measurement focus. All assets and all liabilities associated with the operation of these funds are included on the statement of net assets. The statement of changes in fund net assets presents increases (i.e., revenues) and decreases (i.e., expenses) in net total assets. The statement of cash flows provides information about how the County finances and meets the cash flow needs of its proprietary activities.

The Workshop has adopted Financial Accounting Standard Board Statement of Accounting Standards (FAS) No. 117 (Financial Statements of Not-for-Profit Organizations) for presentation of its financial statements. As such, the financial statements are presented on the basis of unrestricted and restricted net assets.

BASIS OF ACCOUNTING

Basis of accounting determines when transactions are recorded in the financial records and reported on the financial statements. Government-wide financial statements are prepared using the accrual basis of accounting; proprietary and fiduciary funds, the Workshop and the Port Authority also use the accrual basis of accounting. Governmental funds use the modified accrual basis of accounting. Differences in the accrual and modified accrual basis of accounting arise in the recognition of revenue, the recording of deferred revenue and in the presentation of expenses versus expenditures.

Revenues - Exchange and Non-exchange Transactions

Revenue resulting from exchange transactions, in which each party gives and receives essentially equal value, is recorded on the accrual basis when the exchange takes place. On a modified accrual basis, revenue is recorded in the year in which the resources are measurable and become available. Available means that the resources will be collected within the current year or are expected to be collected soon enough thereafter to be used to pay liabilities of the current year. For the County, available means expected to be received within sixty days of year-end.

NOTES TO THE BASIC FINANCIAL STATEMENTS

NOTE B – SUMMARY OF SIGNIFICANT ACCOUNTING POLICIES (CONTINUED)

BASIS OF ACCOUNTING (Continued)

Revenues - Exchange and Non-exchange Transactions (Continued)

Non-exchange transactions, in which the County receives value without directly giving equal value in return, include sales taxes, property taxes, grants, entitlements and donations. On an accrual basis, revenue from sales taxes is recognized in the period in which the sale occurs. Revenue from property taxes is recognized in the year for which the taxes are levied (See Note K). Revenue from grants, entitlements and donations is recognized in the year in which all eligibility requirements have been satisfied. Eligibility requirements include timing requirements, which specify the year when the resources are required to be used or the year when use is first permitted, matching requirements, in which the County must provide local resources to be used for a specified purpose, and expenditure requirements, in which the resources are provided to the County on a reimbursement basis. On a modified accrual basis, revenue from non-exchange transactions must also be available before it can be recognized. Under the modified accrual basis, the following revenue sources are considered to be both measurable and available at year-end: sales tax, interest, federal and state grants and subsidies, state-levied locally shared taxes (including motor vehicle license fees and gasoline taxes) and fees.

Deferred Revenue/Unearned Revenue

Deferred/unearned revenue arises when assets are recognized before revenue recognition criteria have been satisfied. Property taxes for which there is an enforceable legal claim as of December 31, 2007, but which were levied to finance year 2008 operations, have been recorded as unearned revenue. Grants and entitlements received before the eligibility requirements are met are also recorded as unearned revenue. On governmental fund financial statements, receivables that will not be collected within the available period have been reported as deferred revenue.

Expenses/Expenditures

On the accrual basis of accounting, expenses are recognized at the time they are incurred. The measurement focus of governmental fund accounting is on decreases in net financial resources (expenditures) rather than expenses. Expenditures are generally recognized in the accounting period in which the related fund liability is incurred, if measurable. Allocations of cost, such as depreciation and amortization, are not recognized in governmental funds.

The Workshop and the Port Authority each allocates their expenses on a functional basis among its various programs and support services. Expenses and support services that can be identified with a specific program are allocated directly according to their natural expenditure classification. Other expenses that are common to several programs are allocated based on estimates established by each entity.

NOTES TO THE BASIC FINANCIAL STATEMENTS

NOTE B – SUMMARY OF SIGNIFICANT ACCOUNTING POLICIES (CONTINUED)

BUDGETARY PROCESS

The major documents prepared are the tax budget, the certificate of estimated resources, and the appropriations resolutions, all of which are prepared on the budgetary basis of accounting. The tax budget demonstrates a need for existing or increased tax rates. The certificate of estimated resources establishes a limit on the amount the County may appropriate. The appropriations resolution is the Commissioner's authorization to spend resources and sets annual limits on expenditures plus encumbrances at the level of control selected by the Commissioners. The legal level of control is at the object level for all funds.

The certificate of estimated resources may be amended during the year if projected increases or decreases in revenue are identified by the County Commissioners. The amounts reported as the original budgeted amounts on the budgetary statements reflect the amounts on the certificate of estimated resources when the original appropriations were adopted. The amounts reported as the final budgeted amounts on the budgetary statements reflect the amounts on the final amended certificate of estimated resources issued during 2007.

The appropriation resolution is subject to amendment throughout the year with the restriction that appropriations cannot exceed estimated resources. The amounts reported as the original budgeted amounts reflect the first appropriation resolution for that fund that covered the entire year, including amounts automatically carried forward from prior years. The amounts reported as the final budgeted amounts represent the final appropriation amounts passed by the Commissioners during the year.

Tax Budget

A budget of estimated revenues and expenditures is submitted to the County Auditor, as Secretary of the County Budget Commission, by July 15 of each year, for the period January 1 to December 31 of the following year.

Estimated Resources

The County Budget Commission reviews estimated revenues and determines if the budget substantiates a need to levy all or part of previously authorized taxes. The Commission certifies its actions to the County by September 1. As part of this certification, the County receives the official certificate of estimated resources, which states the projected revenue of each fund. Prior to December 31, the County must revise its budget so that the total contemplated expenditures from any fund during the ensuing fiscal year will not exceed the amount available as stated in the certificate of estimated resources. The revised budget then serves as the basis for the annual appropriation measure. On or about January 1, the certificate of estimated resources is amended to include any unencumbered balances from the preceding

NOTES TO THE BASIC FINANCIAL STATEMENTS

NOTE B – SUMMARY OF SIGNIFICANT ACCOUNTING POLICIES (CONTINUED)

BUDGETARY PROCESS (Continued)

Estimated Resources (Continued)

year. The certificate may be amended further during the year if the County Auditor determines, and the Budget Commission agrees, that an estimate needs either to be increased or decreased. The amounts reported as the original budgeted amounts in the budgetary statements reflect the amounts in the amended certificate when the original appropriations were adopted. The amounts reported as the final budgeted amounts in the budgetary statements reflect the amounts in the final amended certificate issued during 2007.

Appropriations

A temporary appropriation resolution to control expenditures may be passed on or around January 1 of each year for the period January 1 to March 31. An annual appropriation resolution must be passed by April 1 of each year for the period January 1 to December 31. The appropriation resolution fixes spending authority at the fund, program, department, and object level. The appropriation resolution may be amended during the year as new information becomes available, provided that total fund appropriations do not exceed current estimated resources, as certified.

The allocation of appropriations among departments and objects within a fund may be modified during the year only by a resolution of the Commissioners. Several supplemental appropriation resolutions were legally enacted by the County Commissioners during the year. The amounts reported as the original budgeted amounts in the budgetary statements reflect the first appropriated budget that covered the entire year, including amounts automatically carried over from prior years. The amounts reported as the final budgeted amounts in the budgetary comparisons represent the final appropriation amounts, including all amendments and modifications.

Budgeted Level of Expenditures

Administrative control is maintained through the establishment of detailed line-item budgets. Appropriated funds may not be expended for the purposes other than those designated in the appropriation resolution without authority from the Commissioners. Expenditures plus encumbrances may not legally exceed appropriations at the level of appropriation. Commissioners' appropriations are made at the object level for all funds.

NOTES TO THE BASIC FINANCIAL STATEMENTS

NOTE B – SUMMARY OF SIGNIFICANT ACCOUNTING POLICIES (CONTINUED)

BUDGETARY PROCESS (Continued)

Lapsing of Appropriations

At the close of each year, the unencumbered balance of each appropriation reverts to the respective fund from which it was appropriated and becomes subject to future appropriations. The encumbered appropriation balance is carried forward to the succeeding fiscal year and is not reappropriated.

Encumbrances

As part of formal budgetary control, purchase orders, contracts and other commitments for the expenditure of monies are encumbered and recorded as the equivalent of expenditures on the non-GAAP budgetary basis in order to reserve that portion of the applicable appropriation and to determine and maintain legal compliance. The Ohio Revised Code prohibits expenditures plus encumbrances from exceeding appropriations. On the GAAP basis, encumbrances outstanding at year-end are reported as reservations of fund balances for subsequent-year expenditures for governmental funds.

Budgetary information for the Workshop and the Port Authority is not reported because neither of the component units are included in the entity for which the “appropriated budget” is adopted and neither adopt a separate budget.

POOLED CASH AND CASH EQUIVALENTS

The County Treasurer invests all active County funds. Active County funds are invested in federal agency obligations. Inactive funds are invested in certificates of deposit and the State Treasurer’s Investment Pool. The County pools its cash for investment purposes to capture the highest return. Investment income is distributed to various funds based upon their average daily cash balances. Investments are reported at fair value, which is based on quoted market prices. Interest income earned in 2007 totaled \$9,696,012. For purposes of reporting cash flows, cash and cash equivalents include all cash items, investments and deposits which can readily be converted into cash. Certificates of deposit are included regardless of initial maturity as they meet the criteria for ready conversion.

The County has invested funds in the State Treasury Asset Reserve of Ohio (STAROhio) during 2007. STAROhio is an investment pool managed by the State Treasurer’s Office which allows governments within the State to pool their funds for investment purposes. STAROhio is not registered with the SEC as an investment company, but does operate in a manner consistent with Rule 2a7 of the Investment Company Act of 1940. Investments in STAROhio are valued at STAROhio’s share price which is the same as the fair value of the underlying investment.

NOTES TO THE BASIC FINANCIAL STATEMENTS

NOTE B – SUMMARY OF SIGNIFICANT ACCOUNTING POLICIES (CONTINUED)

INVENTORY OF SUPPLIES

On government-wide financial statements, inventories are presented at the lower of cost or market on a first-in, first-out basis and are expensed when used.

On fund financial statements, inventories of governmental funds are stated at cost while inventories of proprietary funds are stated at the lower of cost or market. For all funds, cost is determined on a first-in, first-out basis. The cost of inventory items is recorded as expenditures in the governmental fund types when purchased. Inventories of the enterprise fund are expensed when used.

LOANS RECEIVABLE

The Community Development Block Grant program (CDBG) provides loans to small and medium sized businesses and certain qualified homeowners. The maximum loan term is twenty years and as loans are paid back they are available for future loans. Revenues are recorded when measurable and available.

ADVANCES TO OTHER FUNDS

Non-current portions of long-term interfund loan receivables are reported as advances and are offset equally by a fund balance reserve account. This indicates that they do not constitute expendable available financial resources, and, therefore, are not available for appropriation.

PREPAID ITEMS

Payments made to vendors for services that will benefit periods beyond December 31, 2007 are recorded as prepaid items using the consumption method by recording a current asset for the prepaid amount and reflecting the expenditure/expense in the year in which services are consumed.

INTERFUND BALANCES

On fund financial statements, outstanding interfund loans and unpaid amounts for interfund services are reported as “due to/from other funds”. Interfund loans which do not represent available expendable resources are offset by a fund balance reserve account. Interfund balance amounts are eliminated in the statement of net assets, except for any net residual amounts due between governmental and business-type activities, which are presented as internal balances.

NOTES TO THE BASIC FINANCIAL STATEMENTS

NOTE B – SUMMARY OF SIGNIFICANT ACCOUNTING POLICIES (CONTINUED)

BOND ISSUANCE COSTS

In governmental fund types, bond issuance costs are recognized in the current period. Bond issuance costs for proprietary fund types are deferred and amortized over the term of the bonds using the bonds-outstanding method, which approximates the effective interest method.

CAPITAL ASSETS

General capital assets are capital assets, which are associated with and generally arise from governmental activities. They generally result from expenditures in the governmental funds. General capital assets are reported in the governmental activities column of the government-wide statement of net assets but are not reported in the fund financial statements. Capital assets utilized by the proprietary funds are reported both in the business-type activities column of the government-wide statement of net assets and in the respective funds.

All capital assets are capitalized at cost (or estimated historical cost) and updated for additions and retirements during the year. Donated capital assets are recorded at their fair market values as of the date received. The County maintains a capitalization threshold of five thousand dollars. The County's infrastructure consists of roads, bridges, and culverts. Water and sanitary sewers and the associated operation facilities, as well as the County's landfill facilities are reported as utility plant in service. Improvements are capitalized; the costs of normal maintenance and repairs that do not add to the value of the asset or materially extend an asset's life are not. Interest incurred during the construction of proprietary fund capital assets is also capitalized.

All capital assets are depreciated except for land and construction in progress. Improvements are depreciated over the remaining useful lives of the related capital assets. Useful lives for infrastructure were estimated based on the County's historical records of necessary improvements and replacement. Depreciation is computed using the straight-line method over the following useful lives:

<u>Description</u>	<u>Governmental Activities Estimated Lives</u>	<u>Business-Type Activities Estimated Lives</u>
Land Improvements	20 years	20 years
Buildings and Other Structures	20-45 years	20-45 years
Furniture, Fixtures and Equipment	3-20 years	3-20 years
Infrastructure	30-65 years	30-65 years

NOTES TO THE BASIC FINANCIAL STATEMENTS

NOTE B – SUMMARY OF SIGNIFICANT ACCOUNTING POLICIES (CONTINUED)

CAPITALIZATION OF INTEREST

The County's policy is to capitalize net interest on proprietary fund construction projects until substantial completion of the project. The amount of capitalization interest equals the difference between the interest cost associated with the tax-exempt borrowing used to finance the project and the interest earned from temporary investment of the debt proceeds. Capitalized interest is amortized on the straight-line basis over the estimated life of the asset. Total interest capitalized in 2007 and included in construction-in-progress for the Enterprise Funds was \$167,964.

ACCRUED LIABILITIES AND LONG-TERM OBLIGATIONS

All payables, accrued liabilities and long-term obligations are reported in the government-wide financial statements, and all payables, accrued liabilities and long-term obligations payable from proprietary funds are reported in the proprietary fund financial statements.

In general, governmental fund payables and accrued liabilities that, once incurred, are paid in a timely manner and in full from current financial resources are reported as obligations of the funds. However, claims and judgments, compensated absences, special termination benefits and contractually required pension contributions that will be paid from governmental funds are reported as a liability in the fund financial statements only to the extent that they are due for payment during the current year. Bonds and capital leases are recognized as a liability in the fund financial statements when due.

COMPENSATED ABSENCES

The County reports compensated absences in accordance with the provisions of GASB Statement No. 16, "Accounting for Compensated Absences" as interpreted by Interpretation No. 6 of the GASB, "Recognition and Measurement of Certain Liabilities and Expenditures in Governmental Fund Financial Statements".

Vacation benefits are accrued as a liability as the benefits are earned if the employees' rights to receive compensation are attributable to services already rendered and it is probable that the employer will compensate the employees for the benefits through paid time off or some other means. Employees earn vacation time at varying rates depending on the duration of their employment. There is no requirement that annual leave be taken, but Ohio law requires vacation not be accumulated more than three (3) years.

NOTES TO THE BASIC FINANCIAL STATEMENTS

NOTE B – SUMMARY OF SIGNIFICANT ACCOUNTING POLICIES (CONTINUED)

COMPENSATED ABSENCES (Continued)

Employees earn 15 sick days per year. Upon retirement or termination of employment, all employees with the exception of Veteran's Services employees, who receive payment for their entire accrued balance, are paid sick leave according to the following schedule:

<u>Years of Employment (Inclusive)</u>	<u>Percentage of Accrued Unused Sick Hours Paid</u>	<u>Not to Exceed (Hours)</u>
5 thru 9	25%	240
10 thru 14	50%	480
15 thru 19	60%	576
20 thru 24	70%	672
25 thru 29	80%	768
30 thru 34	90%	864
35 and over	100%	960

Sick leave benefits are accrued as a liability using the termination payment method. An accrual for earned sick leave is made to the extent that it is probable that the benefits will result in termination payments. The liability is based on the County's past experience of making termination payments.

FUND BALANCE RESERVES/DESIGNATIONS

The County records reservations for portions of fund balances, which are legally segregated for specific future uses or which do not represent available spendable resources and, therefore, are not available for appropriations for expenditures. Designations of fund balances are amounts that have been designated by management for a specific future use, which are not legally segregated. Unreserved/undesignated fund balance indicates that portion of fund balance which is available for appropriations in future periods.

NET ASSETS

Net assets represent the difference between assets and liabilities. Net assets invested in capital assets, net of related debt consists of capital assets, net of accumulated depreciation, reduced by the outstanding balances of any borrowing used for the acquisition, construction or improvement of those assets. Net assets are reported as restricted when there are limitations imposed on their use either through constitutional provisions or enabling legislation or through external restrictions imposed by creditors, grantors or laws or regulations of other governments. Net assets restricted for other purposes include, among others, funds for the operation of a school; resident homes for the mentally retarded and developmentally disabled; the medical, financial and social support to general relief recipients; the support and placement of children; County road and bridge repair/improvement programs; various judicial and public safety programs and other grant funds.

NOTES TO THE BASIC FINANCIAL STATEMENTS

NOTE B – SUMMARY OF SIGNIFICANT ACCOUNTING POLICIES (CONTINUED)

NET ASSETS (Continued)

The County applies restricted resources when an expense is incurred for purposes for which both restricted and unrestricted net assets are available. The government wide statement of net assets reports \$78,729,361 of restricted net assets, of which \$21,017,640 is restricted by enabling legislation.

OPERATING REVENUES AND EXPENSES

Operating revenues are those revenues that are generated directly from the primary activity of the proprietary funds. For the County, these revenues are charges for services for providing water service, providing wastewater treatment service, utilization of the County landfill, fees for services provided by internal service departments to other departments, and self-insurance programs. Operating expenses are necessary costs incurred to provide the goods or service that is the primary activity of the fund. All revenues and expenses not meeting these definitions are classified as nonoperating.

INTERFUND TRANSACTIONS

Transfers between governmental and business-type activities on the government-wide statements are reported in the same manner as general revenues.

Exchange transactions between funds are reported as revenues in the seller funds and as expenditures/expenses in the purchaser funds. Flows of cash or goods from one fund to another without a requirement for repayment are reported as interfund transfers. Interfund transfers are reported as other financing sources/uses in governmental funds and after nonoperating revenues/expenses in proprietary funds. Repayments from funds responsible for particular expenditures/expenses to the funds that initially paid for them are not presented on the financial statements.

EXTRAORDINARY AND SPECIAL ITEMS

Extraordinary items are transactions or events that are both unusual in nature and infrequent in occurrence. Special items are transactions or events that are within the control of the County and that are either unusual in nature or infrequent in occurrence. Neither type of transaction occurred during 2007.

ESTIMATES

The preparation of the financial statements in conformity with generally accepted accounting principles requires management to make estimates and assumptions that affect the amounts reported in the financial statements and accompanying notes. Actual results may differ from those estimates.

NOTES TO THE BASIC FINANCIAL STATEMENTS

NOTE C – CHANGE IN ACCOUNTING PRINCIPLES AND RESTATED NET ASSETS

CHANGE IN ACCOUNTING PRINCIPLES

For fiscal year 2007, the County has implemented GASB Statement No. 48, “Sales and Pledges of Receivables and Future Revenues and Intra-Entity Transfers of Assets and Future Revenues”. GASB Statement No. 48 is to improve financial reporting by establishing consistent measurement, recognition, and disclosure requirements that apply to both governmental and business-type activities.

The implementation of GASB Statement No. 48 did not affect the presentation of the financial statements of the County.

RESTATED NET ASSETS

The County Commissioners voted unanimously to change the County’s capitalization threshold for assets from \$1,000 to \$5,000. As a result, Capital Assets of governmental activities at December 31, 2006 decreased by \$1,715,471, from \$181,930,722 to \$180,215,251. Accordingly, Investment in Capital Assets, Net of Related Debt decreased by the same amount from \$155,288,730 to \$153,573,259 and Net Assets also decreased by the same amount, from \$268,894,819 to \$267,179,348.

In addition, Capital Assets of business-type activities at December 31, 2006 decreased by \$222,595, from \$194,516,024 to \$194,293,429. Accordingly, Investment in Capital Assets, Net of Related Debt decreased by the same amount from \$137,571,406 to \$137,348,811 and Net Assets decreased by the same amount, from \$164,122,937 to \$163,900,342.

NOTES TO THE BASIC FINANCIAL STATEMENTS

NOTE D – RECONCILIATION OF BUDGET BASIS TO GAAP BASIS

While the County is reporting financial position, results of operations and changes in fund balance on the basis of generally accepted accounting principles (GAAP), the budgetary basis as provided by law is based upon accounting for certain transactions on a basis of cash receipts, disbursements and encumbrances. The Statements of Revenues, Expenditures and Changes in Fund Balances – Budget and Actual (Budget Basis) are presented in the basic financial statements for the General Fund and Major Special Revenue Funds. The major differences between the budget basis and the GAAP basis are:

- (a) Revenues are recorded when received in cash (budget basis) as opposed to when susceptible to accrual (GAAP basis).
- (b) Expenditures/expenses are recorded when paid in cash (budget basis) as opposed to when the liability is incurred (GAAP basis).
- (c) Outstanding year end encumbrances are treated as expenditures (budget basis) rather than as a reservation of fund balance (GAAP basis) for governmental funds.

Net Change in Fund Balance General and Major Special Revenue Funds

	<u>General</u>	MR & DD <u>Board</u>	ADAMHS <u>Board</u>
GAAP Basis	\$968,431	\$ (2,052,209)	\$ 951,581
Net Adjustment of Revenue			
Accruals	(314,879)	544,964	(55,803)
Beginning Fair Value			
Adjustment for Investments	1,140,227	0	0
Ending Fair Value			
Adjustment for Investments	(1,227,882)	0	0
Net Adjustment for			
Expenditure Accruals	158,500	(470,583)	132,609
Advances-In	680,776	0	0
Advances-Out		0	0
Encumbrances	<u>198,777</u>	<u>255,269</u>	<u>(150,897)</u>
Budget Basis	<u>\$1,603,950</u>	<u>\$ (1,722,559)</u>	<u>\$ 877,490</u>

NOTES TO THE BASIC FINANCIAL STATEMENTS

NOTE E – DEPOSITS AND INVESTMENTS

PRIMARY GOVERNMENT

State statutes classify monies held by the County into these categories.

Active deposits are public deposit necessary to meet current demands on the County treasury. Such monies must be maintained either as cash in the County treasury, in commercial accounts payable or withdrawable on demand, including negotiable order of withdrawal (NOW) accounts, or in money market deposit accounts.

Inactive deposits are public deposits that the County has identified as not required for normal daily operating needs. Inactive deposits must either be evidenced by certificates of deposit maturing not later than five years from the date of purchase, or by savings or deposit accounts including, but not limited to, passbook accounts.

Protection of the County's deposits is provided by the Federal Deposit Insurance Corporation, by eligible securities pledged by the financial institution as security for repayment, by Surety Company bonds issued in the name of the County or by a single collateral pool established by the financial institution to secure the repayment of all public monies deposited with the institution. Inactive monies can be deposited or invested in the following securities:

1. United States Treasury notes, bills, bonds, or any other obligation or security issued by the United States Treasury or any other obligation guaranteed as to principal or interest by the United States;
2. Bonds, notes, debentures, or any other obligations or securities issued by any federal government agency or instrumentality, including, but not limited to, the Federal National Mortgage Association, Federal Home Loan Bank, Federal Farm Credit Bank, Federal Home Loan Mortgage Corporation, Government National Mortgage Association, and Student Loan Marketing Association. All federal agency securities shall be direct issuances of federal government agencies or instrumentalities;
3. Written repurchase agreements in the securities listed above provided that the market value of the securities subject to the repurchase agreement must exceed the principal value of the agreement by at least two percent and be marked to market daily, and that the term of the agreement must not exceed thirty days;
4. Bond and other obligations of the State of Ohio or its political subdivisions;
5. No-load money market mutual funds consisting exclusively of obligations described in divisions (1) and (2) and repurchase agreements secured by such obligations, provided that investments in securities described in this division are made only through eligible institutions;

NOTES TO THE BASIC FINANCIAL STATEMENTS

NOTE E – DEPOSITS AND INVESTMENTS (CONTINUED)

PRIMARY GOVERNMENT (Continued)

6. The State Treasurer's investment pool (STAR Ohio);
7. High grade commercial paper or bankers acceptances for a period not to exceed 180 days and in a combined amount not to exceed twenty-five percent of the County's total average portfolio.

Investments in stripped principal or interest obligations reverse repurchase agreements and derivatives are prohibited. The issuance of taxable notes for the purpose of arbitrage, the use of leverage and short selling are also prohibited. An investment must mature within five years from the date of purchase unless matched to a specific obligation or debt of the County, and must be purchased with the expectation that it will be held to maturity.

Investments may only be made through specified dealers and institutions. Payment for investments may be made only upon delivery of the securities representing the investments to the Treasurer or, if the securities are not represented by a certificate, upon receipt of confirmation of transfer from the custodian.

DEPOSITS

Custodial Credit Risk

At December 31, 2007, the carrying amount of the County's deposits was \$58,009,243. Based on the criteria described in GASB 40, "Deposits and Investment Risk Disclosures", as of December 31, 2007, \$60,840,305 of the County's bank balance of \$62,680,510 was exposed to custodial risk as discussed below, while \$1,840,205 was covered by the Federal Deposit Insurance Corporation (FDIC). Although all State statutory requirements for the deposit of money had been followed, non-compliance with federal requirements could potentially subject the County to a successful claim by the FDIC.

Custodial credit risk is the risk that, in the event of bank failure, the County's deposits may not be returned. All deposits collateralized with eligible securities in amounts equal to at least 105% of the carrying value of the deposits. Such collateral, as permitted by the Ohio Revised Code, is held in single financial collateral pools at Federal Reserve Banks, or at member banks of the Federal Reserve System, in the name of the respective depository bank and pledged as a pool of collateral against all of the public deposits it holds or as specific collateral held by the Federal Reserve Bank in the name of the County.

NOTES TO THE BASIC FINANCIAL STATEMENTS

NOTE E – DEPOSITS AND INVESTMENTS (CONTINUED)

INVESTMENTS

Investments are reported at fair value. As of December 31, 2007, the County had the following investments:

	Maturity				Total
	Less Than Six Months	More Than Six Months But Less Than One Year	More Than One Year But Less Than Three Years	More Than Three Years But Less Than Five Years	
Federal Home Loan Mortgage Corporation Notes	\$ 3,000,466	\$ 40,950	\$ 3,041,359	\$ 10,094,590	\$ 16,177,365
Federal Home Loan Bank Notes	3,002,344	0	19,646,007	5,175,289	27,823,640
Federal National Mortgage Association Notes	14,996,360	41,940	3,024,106	2,511,285	20,573,691
Federal Farm Credit Bank	0	0	0	4,932,616	4,932,616
STAR Ohio	<u>30,009,701</u>	<u>0</u>	<u>0</u>	<u>0</u>	<u>30,009,701</u>
Total Portfolio	<u>\$51,008,871</u>	<u>\$82,890</u>	<u>\$25,711,472</u>	<u>\$22,713,780</u>	<u>\$99,517,013</u>

Interest Rate Risk

As a means of limiting its exposure to fair value losses caused by rising interest rates, the County's investment policy requires that operating funds be invested primarily within five years from the date of purchase and that the County's investment portfolio be structured so that securities mature to meet cash requirements for ongoing operations and/or long-term debt payments. The stated intent of this policy is to avoid the need to sell securities prior to maturity.

Credit Risk

The Federal Home Loan Mortgage Corporation Notes, the Federal Home Loan Bank Bonds, the Federal Farm Credit Bank and the National Mortgage Association Notes carry a rating of AAA by Standard & Poor's and STAR Ohio also carries a rating of AAAM by Standard & Poor's. Ohio law requires that STAR Ohio maintain the highest rating provided by at least one nationally recognized standard rating service. The County has no investment policy that would further limit its investment choices.

NOTES TO THE BASIC FINANCIAL STATEMENTS

NOTE E – DEPOSITS AND INVESTMENTS (CONTINUED)

INVESTMENTS (Continued)

Custodial Credit Risk

For an investment, custodial credit risk is the risk that, in the event of the failure of the counterparty, the County will not be able to recover the value of its investments or collateral securities that are in the possession of an outside party. The Federal Home Loan Mortgage Corporation Notes, the Federal Home Loan Bank Notes, the Federal Farm Credit Bank, and the Federal National Mortgage Association Notes are exposed to custodial credit risk in that they are uninsured, unregistered and held by the counterparty's trust department or agent but not in the County's name. The County has no investment policy dealing with investment custodial risk beyond the requirement in State statute that prohibits payment for investments prior to the delivery of the securities representing such investments to the Treasurer or qualified trustee.

Concentration of Credit Risk

The County places no limit on the amount it may invest in any one issuer. The following is the County's allocation as of December 31, 2007:

<u>Investment</u>	<u>Percentage of Investments</u>
Star Ohio	30.16%
Federal Home Loan Mortgage Corporation Notes	16.26%
Federal Home Loan Bank Notes	27.96%
Federal Farm Credit Bank	4.96%
Federal National Mortgage Association Notes	20.66%

COMPONENT UNIT

At December 31, 2007 the carrying amount of Deepwood Industries, Inc. Workshop's deposits was \$279,729. Based on the criteria described in GASB 40 "Deposits and Investments Risk Disclosures", as of December 31, 2007, \$198,613 of the Workshop's bank balance of \$298,613 was exposed to custodial risk, while \$100,000 covered by the Federal Depository Insurance Corporation. Also at December 31, 2007, the Workshop had investments, strictly in mutual funds, in the amount of \$299,634. These investments were reported at fair value with maturities less than six months. The full amount of the investments was protected by the Securities Investor Protection Corporation. There are no statutory guidelines regarding the deposit and investment of funds by the not-for-profit corporation.

At December 31, 2007 the carrying amount of the Lake County Port Authority's deposits was \$83,181, which was also the bank balance. The entire balance was covered by the Federal Depository Insurance Corporation. The Port Authority had no investments at year-end.

NOTES TO THE BASIC FINANCIAL STATEMENTS

NOTE F – CAPITAL ASSETS

Capital asset activity for the year ended December 31, 2007, was as follows:

	Restated Beginning <u>Balance</u>	<u>Additions</u>	<u>Reductions</u>	Ending <u>Balance</u>
Governmental Activities:				
<i>Capital assets not being depreciated:</i>				
Land	\$ 3,522,603	\$ 0	\$ 0	\$ 3,522,603
Construction in progress	<u>20,401,926</u>	<u>5,146,929</u>	<u>63,511</u>	<u>25,485,344</u>
<i>Total capital assets not being depreciated</i>	<u>23,924,529</u>	<u>5,146,929</u>	<u>63,511</u>	<u>29,007,947</u>
<i>Capital assets being depreciated:</i>				
Land improvements	754,296	8,200	0	762,496
Buildings and other structures	85,363,130	77,602	0	85,440,732
Furniture, fixtures and equipment	38,100,760	2,210,149	767,760	39,543,149
Infrastructure	<u>138,627,068</u>	<u>8,528,735</u>	<u>62,793,256</u>	<u>84,362,547</u>
<i>Total capital assets being depreciated</i>	<u>262,845,254</u>	<u>10,824,686</u>	<u>63,561,016</u>	<u>210,108,924</u>
<i>Less accumulated depreciation for:</i>				
Land improvements	467,747	35,052	0	502,799
Buildings and other structures	36,067,177	1,949,483	0	38,016,660
Furniture, fixtures and equipment	27,953,742	2,140,657	717,711	29,376,688
Infrastructure	<u>42,065,866</u>	<u>2,616,236</u>	<u>18,346,752</u>	<u>26,335,350</u>
<i>Total accumulated depreciation</i>	<u>106,554,532</u>	<u>6,741,428</u>	<u>19,064,463</u>	<u>94,231,497</u>
<i>Total capital assets being depreciated, net</i>	<u>156,290,722</u>	<u>4,083,258</u>	<u>44,496,553</u>	<u>115,877,427</u>
<i>Governmental activities capital assets, net</i>	<u>\$180,215,251</u>	<u>\$9,230,187</u>	<u>\$44,560,064</u>	<u>\$144,885,374</u>

During 2007, the Ohio State Legislature passed House Bill 67, which became effective July 3, 2007. HB 67 changed the responsibility for the construction and major maintenance for all bridges and state highways within municipalities from the respective Ohio counties to the State. As a result of this legislative change, the County retired \$62,386,611 in Infrastructure assets during 2007 and \$18,054,569 in related accumulated depreciation.

NOTES TO THE BASIC FINANCIAL STATEMENTS

NOTE F – CAPITAL ASSETS (CONTINUED)

*Depreciation expense was charged to governmental activities as follows:

General Government	\$ 694,234
General Government (Int. Svc.)	25,141
Judicial and Public Safety	1,902,327
Public Works	3,150,999
Human Services	745,274
Health	<u>223,453</u>
 Total Governmental Activities Depreciation Expense	 <u>\$ 6,741,428</u>

Business-type Activities:	Restated Beginning <u>Balance</u>	<u>Additions</u>	<u>Reductions</u>	Ending <u>Balance</u>
<i>Capital assets not being depreciated:</i>				
Land	\$ 3,587,646	\$ 0	\$ 0	\$ 3,587,646
Construction in progress	<u>14,766,566</u>	<u>8,151,011</u>	<u>6,600,618</u>	<u>16,316,959</u>
<i>Total capital asset not being depreciated</i>	<u>18,354,212</u>	<u>8,151,011</u>	<u>6,600,618</u>	<u>19,904,605</u>
<i>Capital assets being depreciated:</i>				
Land improvements	327,246	13,925	0	341,171
Utility plant in service	335,955,313	9,366,940	0	345,322,253
Furniture, fixtures and equipment	<u>7,253,344</u>	<u>420,312</u>	<u>278,396</u>	<u>7,395,260</u>
<i>Total capital assets being depreciated</i>	<u>343,535,903</u>	<u>9,801,177</u>	<u>278,396</u>	<u>353,058,684</u>
<i>Less accumulated depreciation for:</i>				
Land improvements	179,088	14,388	0	193,476
Utility plant in service	161,833,846	8,491,491	0	170,325,337
Furniture, fixtures and equipment	<u>5,583,752</u>	<u>477,824</u>	<u>278,396</u>	<u>5,783,180</u>
<i>Total accumulated depreciation</i>	<u>167,596,686</u>	<u>8,983,703</u>	<u>278,396</u>	<u>176,301,993</u>
<i>Total capital assets being depreciated, net</i>	<u>175,939,217</u>	<u>817,474</u>	<u>0</u>	<u>176,756,691</u>
<i>Business-type activities capital assets, net</i>	<u>\$194,293,429</u>	<u>\$8,968,485</u>	<u>\$6,600,618</u>	<u>\$196,661,296</u>

NOTES TO THE BASIC FINANCIAL STATEMENTS

NOTE G – INTERFUND RECEIVABLES/PAYABLES

Interfund balances at December 31, 2007, consisted of the following amounts and represent charges for services or reimbursable expenses. These remaining balances resulted from the time lag between the dates that (1) interfund goods or services are provided or reimbursable expenditures occurred, (2) transactions are recorded in the accounting records, and (3) payments between funds are made. All are expected to be paid within one year.

	<u>DUE FROM RECEIVABLES</u>	<u>DUE TO PAYABLES</u>
<u>Governmental Major Funds:</u>		
General Fund	\$1,063,686	\$ 92,139
MR & DD Board		16,388
ADAMHS Board		<u>330</u>
Total Governmental Major Funds	<u>1,063,686</u>	<u>108,857</u>
<u>Enterprise Major Funds:</u>		
Water	21,200	2,167,599
Wastewater	675,000	30,192
Solid Waste	<u>319,177</u>	<u>397</u>
Total Enterprise Major Funds	<u>1,015,377</u>	<u>2,198,188</u>
<u>Nonmajor Special Revenue Funds:</u>		
Public Assistance		18,249
Children's Services		5,466
Child Support Enforcement		96,027
Youth Services Grant		121
Felony Delinquent Custody & Care		1,832
Auto License and Gasoline Tax	384	951
Engineer's Stormwater Management		530
Dog and Kennel		1,643
Narcotics Agency		2,395
Forensic Crime Laboratory		711
Emergency Management Agency		1,769
Prosecutor's 4-D	51,001	292
800 MHZ Communications System		832
Domestic Relations 4-D	22,340	85
Juvenile Court Computerization		142
Juvenile Court IV-D	15,935	1,283
Certificate of Title Administration		573
Clerk of Courts Computerization		4,351
Concealed Handgun License		127

NOTES TO THE BASIC FINANCIAL STATEMENTS

NOTE G – INTERFUND RECEIVABLES/PAYABLES (CONTINUED)

	<u>DUE FROM RECEIVABLES</u>	<u>DUE TO PAYABLES</u>
<u>Nonmajor Special Revenue Funds (continued):</u>		
Telecommunications	\$ 18,675	\$ 1,279
Wireless Government Access		44,518
Real Estate Assessment		10,014
Treasurer’s Delinquent Tax		135
Hotel/Motel		8
Geographic Information Systems		155
Home Program		1,531
Community Development Block Grant		<u>15,377</u>
Total Special Revenue Funds	<u>108,335</u>	<u>210,396</u>
<u>Nonmajor Capital Project Funds:</u>		
Permanent Improvement	163,081	
MR & DD Capital Improvement		5,160
Dog Shelter Renovation		<u>384</u>
Total Capital Project Funds	<u>163,081</u>	<u>5,544</u>
<u>Internal Service Funds:</u>		
Central Purchasing	84,805	64
Mailroom	44,357	46
Garage	<u>43,469</u>	<u>15</u>
Total Internal Service Funds	<u>172,631</u>	<u>125</u>
TOTAL – ALL FUNDS	<u>\$2,523,110</u>	<u>\$2,523,110</u>

	<u>ADVANCES TO OTHER FUNDS RECEIVABLES</u>	<u>ADVANCES FROM OTHER FUNDS PAYABLES</u>
General Fund	\$ 540,412	
Additional Motor Vehicle Tax	660,000	
Engineer’s Stormwater Management		\$ 660,000
Juvenile Court Computerization		155,412
Water		385,000

NOTES TO THE BASIC FINANCIAL STATEMENTS

NOTE H – LONG-TERM DEBT

Changes in the County’s long-term obligations during the year ended December 31, 2007, consist of the following:

YEAR ISSUED/ FINAL MATURITY	PURPOSE/ DESCRIPTION	ORIGINAL PRINCIPAL AMOUNT	INTEREST RATE	BALANCE JAN. 1, 2007	ADDITIONS	REDUCTIONS	BALANCE DEC. 31, 2007	AMOUNTS DUE IN ONE YEAR
<i>GOVERNMENTAL ACTIVITIES</i>								
<i>General Obligation Bonds</i>								
1986/2011	Detention Facility	\$15,725,000	6.75%	\$ 3,275,000	\$ 0	\$ (655,000)	\$ 2,620,000	\$ 655,000
1999/2009	Voting Machines	2,000,000	4.80%-5.30%	600,000	0	(200,000)	400,000	200,000
2001/2010	Juvenile Justice Center and Courthouse Annex	7,660,000	3.35%-4.25%	3,735,000	0	(880,000)	2,855,000	915,000
2005/2025	County Building Improvement & Refunding	15,500,000	3.00%-5.00%	15,225,000	0	(280,000)	14,945,000	290,000
2005/2010	Forensic Crime Laboratory	636,000	3.00%-5.00%	428,000	0	(104,000)	324,000	104,000
2005/2015	Human Services Center	2,500,000	3.00%-5.00%	1,445,000	0	(135,000)	1,310,000	145,000
2007/2032	Dog Shelter Renovation	1,545,000	4.05%-5.00%	0	<u>1,545,000</u>	<u>0</u>	<u>1,545,000</u>	<u>5,000</u>
Total General Obligation Bonds – Unvoted				24,708,000	1,545,000	(2,254,000)	23,999,000	2,314,000
<i>Special Assessment Bonds with Government Commitment</i>								
2005/2010	Blackmore, Birch, Iowa 167W, 169W, 170W	159,000	3.00%-5.00%	107,000	0	(26,000)	81,000	26,000
1994/2014	Proj. 176W, 178W, 180W, 183W, 187W, 193W, 195W, 199W, 182S, 186S	1,340,000	5.60%-7.75%	560,000	0	(70,000)	490,000	70,000
1996/2016	Perry Area 166S	965,000	4.95%-6.75%	500,000	0	(50,000)	450,000	50,000
1999/2019	Proj. 194W, 200S, 201W, 202W, 203W, 208W, 209W, 217W, 225W	850,000	5.80%	530,000	0	(50,000)	480,000	50,000
2000/2020	Girdled, Wood, Timberlane 206W, 220W, 227W	1,145,000	5.60%	815,000	0	(55,000)	760,000	55,000
2000/2020	Pinecrest Area, Beechersbrook Lane, Imperial Woods, 216W, 231W, 221S	1,280,000	5.60%	955,000	0	(65,000)	890,000	65,000
2002/2022	Concord Area, Lane, Shepard, Lockwood, 234S, 212W, 240W	2,862,500	2.00%-4.75%	2,447,600	0	(115,300)	2,332,300	118,250
2004/2024	Windpoint Reserve, McMackin, South Ridge, Shepard, Baldwin, Althea, Dormae Roads, 242S, 243W, 248W, 249W, 250W, 251W, 253W	1,610,000	2.00%-5.35%	1,505,000	0	(60,000)	1,445,000	60,000
2005/2025	Mount Royal, Spring Lake, Spring Lake Loop, 241W, 246W, 265W	670,000	3.50%-5.00%	<u>650,000</u>	<u>0</u>	<u>(25,000)</u>	<u>625,000</u>	<u>25,000</u>
Total Special Assessment Bonds				8,069,600	0	(516,300)	7,553,300	519,250
<i>Unamortized Premium on Debt Issues</i>				654,735	4,439	(20,740)	638,434	21,515
<i>Compensated Absences</i>				10,567,152	1,151,961	(544,685)	11,174,428	767,683
<i>Capital Leases</i>				<u>88,243</u>	<u>0</u>	<u>(49,346)</u>	<u>38,897</u>	<u>38,897</u>
TOTAL GOVERNMENTAL ACTIVITIES				<u>\$44,087,730</u>	<u>\$2,701,400</u>	<u>\$(3,385,071)</u>	<u>\$43,404,059</u>	<u>\$3,661,345</u>

NOTES TO THE BASIC FINANCIAL STATEMENTS

NOTE H – LONG-TERM DEBT (CONTINUED)

YEAR ISSUED/ FINAL MATURITY	PURPOSE/ DESCRIPTION	ORIGINAL PRINCIPAL AMOUNT	INTEREST RATE	BALANCE JAN. 1, 2007	ADDITIONS	REDUCTIONS	BALANCE DEC. 31, 2007	AMOUNTS DUE IN ONE YEAR
BUSINESS TYPE ACTIVITIES								
<i>Self Supporting General Obligation Bonds Payable from Enterprise Funds</i>								
<u>Payable from Water Revenues</u>								
2002/2010	State Route 91 130W, 126W,151W, 157W	\$4,905,000	2.00%-3.25%	\$2,560,000	\$ 0	\$(615,000)	\$1,945,000	\$630,000
Total Payable From Water				2,560,000	0	(615,000)	1,945,000	630,000
<u>Payable From Wastewater Revenues</u>								
2002/2022	Concord Area 234S	1,742,500	2.00%-4.75%	1,492,400	0	(69,700)	1,422,700	71,750
Total Payable from Wastewater				1,492,400	0	(69,700)	1,422,700	71,750
Total Self Supporting General Obligation Bonds				4,052,400	0	(684,700)	3,367,700	701,750
<u>OWDA Loans</u>								
<u>Payable From Water Revenues</u>								
1983/2008	Project 130W A - D	10,593,084	9.72%	1,515,120	0	(994,713)	520,407	520,407
1983/2008	Project 130W A - O	4,206,075	12.00%	692,574	0	(453,165)	239,409	239,409
1983/2008	Project 130W W - G	4,137,945	11.35%	655,797	0	(429,510)	226,287	226,287
1984/2009	Project 124W 8 - 10	35,995,291	12.00%	9,389,531	0	(3,462,655)	5,926,876	3,878,174
1984/2009	Project 124W3 1/6 - 1/7	953,669	9.88%	220,192	0	(82,341)	137,851	90,476
1985/2010	Willoughby, Eastlake, Wickliffe	2,851,747	10.84%	930,982	0	(233,750)	697,232	259,088
1985/2010	Project 124W 11 & 12	4,288,844	9.86%	1,165,334	0	(352,514)	812,820	387,272
1985/2010	Project 124W 1- 7	4,290,141	9.99%	1,174,798	0	(354,911)	819,887	390,366
1988/2009	Willowick - #0976	1,102,991	8.28%	203,728	0	(97,824)	105,904	105,904
1988/2009	Willoughby - #1005	2,525,786	8.05%	460,196	0	(221,169)	239,027	239,027
1989/2010	Wickliffe - #1043	1,265,371	7.59%	324,448	0	(100,348)	224,100	107,965
1990/2010	Willowick - #1044	108,724	7.59%	27,877	0	(8,622)	19,255	9,277
Total Payable From Water				16,760,577	0	(6,791,522)	9,969,055	6,453,652
<u>Payable From Wastewater Revenues</u>								
1985/2010	Project 140S	12,801,588	9.98%	4,749,739	0	(1,010,519)	3,739,220	1,111,369
1986/2010	Project 140S-6	1,632,644	7.86%	452,551	0	(117,690)	334,861	126,941
2000/2020	Project 218S	36,199,145	4.12%	27,482,882	0	(1,558,092)	25,924,790	1,622,946
Total Payable From Wastewater				32,685,172	0	(2,686,301)	29,998,871	2,861,256
Total OWDA Loans				49,445,749	0	(9,477,823)	39,967,926	9,314,908

NOTES TO THE BASIC FINANCIAL STATEMENTS

NOTE H – LONG-TERM DEBT (CONTINUED)

PURPOSE/ DESCRIPTION	ORIGINAL PRINCIPAL AMOUNT	INTEREST RATE	FINAL MATURITY	BALANCE JAN. 1, 2007	ADDITIONS	REDUCTIONS	BALANCE DEC. 31, 2007	AMOUNTS DUE IN ONE YEAR
<i>Other Long-Term Liabilities</i>								
<u>Payable from Wastewater Revenues</u>								
Ohio Public Works Commission Loan	50,000	0.00%	2008	\$ 15,000	\$ 0	\$ (10,000)	\$ 5,000	\$ 5,000
City of Willoughby Hills	488,959	3.03%	2025	<u>463,999</u>	<u>0</u>	<u>(19,033)</u>	<u>444,966</u>	<u>19,614</u>
Total Payable From Wastewater				<u>478,999</u>	<u>0</u>	<u>(29,033)</u>	<u>449,966</u>	<u>24,614</u>
Total Other Long-Term Liabilities				478,999	0	(29,033)	449,966	24,614
<u>Landfill Closure and Post Closure Costs</u>				9,062,265	6,523,444	(0)	15,585,709	0
<u>Unamortized Premium on Debt Issues</u>				49,269	0	(11,836)	37,433	12,125
<u>Compensated Absences</u>				<u>1,918,185</u>	<u>191,308</u>	<u>(93,090)</u>	<u>2,016,403</u>	<u>138,527</u>
TOTAL BUSINESS TYPE ACTIVITIES				<u>\$65,006,867</u>	<u>\$6,714,752</u>	<u>\$(10,296,482)</u>	<u>\$61,425,137</u>	<u>\$10,191,924</u>

NOTES TO THE BASIC FINANCIAL STATEMENTS

NOTE H – LONG-TERM DEBT (CONTINUED)

Principal and interest requirements to retire the County's long-term obligations outstanding at December 31, 2007 are as follows:

Governmental Activities

YEAR ENDED DEC. 31 st	GENERAL OBLIGATION BONDS		SPECIAL ASSESSMENT BONDS	
	<u>Principal</u>	<u>Interest</u>	<u>Principal</u>	<u>Interest</u>
2008	\$ 2,314,000	\$ 1,198,236	\$ 519,250	\$ 371,175
2009	2,693,000	1,054,148	528,200	347,808
2010	2,567,000	928,638	532,150	323,639
2011	1,495,000	805,450	512,100	298,496
2012	870,000	727,617	528,000	273,886
2013-2017	4,565,000	3,038,017	2,495,800	984,965
2018-2022	5,125,000	1,885,500	2,062,800	403,691
2023-2027	3,895,000	535,000	375,000	33,242
2028-2032	<u>475,000</u>	<u>73,750</u>	<u>0</u>	<u>0</u>
TOTALS	<u>\$23,999,000</u>	<u>\$10,246,356</u>	<u>\$7,553,300</u>	<u>\$3,036,902</u>

Business Type Activities

YEAR ENDED DEC. 31 st	GENERAL OBLIGATION BONDS		O.W.D.A. LOANS		OTHER LONG-TERM DEBT	
	<u>Principal</u>	<u>Interest</u>	<u>Principal</u>	<u>Interest</u>	<u>Principal</u>	<u>Interest</u>
2008	\$ 701,750	\$ 122,515	\$ 9,314,908	\$ 2,005,411	\$ 24,614	\$ 13,335
2009	718,800	101,462	6,414,133	1,401,815	20,212	12,736
2010	745,850	79,713	3,388,408	993,108	20,829	12,119
2011	77,900	55,284	1,834,161	840,340	21,465	11,483
2012	82,000	52,479	1,910,507	763,995	22,121	10,828
2013-2017	459,200	211,006	10,813,693	2,558,815	121,155	43,588
2018-2022	582,200	86,882	6,292,116	394,138	140,814	23,930
2023-2025	<u>0</u>	<u>0</u>	<u>0</u>	<u>0</u>	<u>78,756</u>	<u>3,615</u>
TOTALS	<u>\$3,367,700</u>	<u>\$ 709,341</u>	<u>\$ 39,967,926</u>	<u>\$ 8,957,622</u>	<u>\$449,966</u>	<u>\$131,634</u>

NOTES TO THE BASIC FINANCIAL STATEMENTS

NOTE H – LONG-TERM DEBT (CONTINUED)

The County has entered into agreements to lease equipment and machinery. These agreements, in substance, are capital purchases and the related obligations are classified as capital leases payable in the financial statements. The following is a schedule of the future minimum lease payments for the above capital leases and the present values of minimum lease payments at December 31, 2007.

<u>YEAR</u>	<u>GOVERNMENTAL ACTIVITIES</u>
2007	\$ 39,826
Less Amount Representing Interest	<u>(929)</u>
Present Value of Future Minimum Lease Payments	\$ 38,897

At December 31, 2007, the County had entered into various operating leases, with terms ranging in length from one to twenty-two years, for office space and equipment. The total future rental payment for these leases is \$4,126,799. Of this amount, \$4,053,856 represents future rental payments for the occupation of buildings. Operating lease payments are recorded in the period they are paid.

The following is a schedule of the future operating lease payments:

<u>Year</u>	<u>Amount</u>
2008	\$ 674,521
2009	547,465
2010	470,578
2011	404,792
2012	370,396
2013-2017	<u>1,659,047</u>
	\$4,126,799

NOTES TO THE BASIC FINANCIAL STATEMENTS

NOTE H – LONG-TERM DEBT (CONTINUED)

Unvoted general obligation bonds issued for governmental purposes of the County will be retired from the debt service fund using unvoted general property tax revenue. General obligation bonds issued for enterprise fund purposes will be retired from charges for services in the enterprise funds. Special assessment debt will be paid from the proceeds of special assessments levied against benefited property owners. In the event that a property owner would fail to pay the assessment, payment would be made by the County. Special assessment bonds are not included in capital assets, net of related debt for governmental activities since the debt is being used to pay for business-type capital assets.

In 2007, the County issued general obligation bonds in the amount of \$1,545,000 to retire note debt issued to finance renovations to County Dog Shelter.

In 1992, the County defeased \$7.5 million dollars in State Route 91 Water System Bonds (1988 issue) by placing the proceeds of new bonds in an irrevocable trust with an escrow agent to provide for all future debt service payments on the old bonds. At December 31, 2007, \$2,000,000 of the 1988 SR91 bonds outstanding are considered defeased. In 2002, the County defeased \$4,720,000 in State Route 91 Water System Bonds (1992 issue) by placing the proceeds of new bonds in an irrevocable trust with an escrow agent to provide for all future debt service payments on the old bonds. At December 31, 2007, \$1,945,000 of the 1992 SR91 bonds outstanding are considered defeased. Accordingly, the trust account assets and the liability for both of these defeased bond issues are not included in the County's financial statements.

In 2005, the county issued \$17,871,000 in general obligation bonds and \$159,000 in special assessment bonds. The entire amount of the \$159,000 in special assessment bonds was issued to advance refund \$150,000 of existing 1991 water improvement bonds. Of the total amount of new general obligation bonds issued in 2005, \$636,000 was issued to advance refund \$615,000 of existing 1991 Forensic Crime Laboratory Bonds and \$1,735,000 was issued to advance refund \$1,665,000 of existing 1995 Human Services Center Bonds. This refunding was undertaken to reduce future debt service payments. The remaining portion of the general obligation bonds, \$15,500,000, was issued to retire short-term note debt which was issued to finance building improvements to the County Courthouse and the County Auditor's and County Treasurer's offices. Proceeds of \$2,541,577 were deposited in an irrevocable trust with an escrow agent to provide for all future debt service payments on the old bonds. At December 31, 2007, \$1,720,000 of these bonds are considered defeased. Accordingly, the trust account assets and the liability for this defeased bond issue are not included in the County's financial statements.

NOTES TO THE BASIC FINANCIAL STATEMENTS

NOTE H – LONG-TERM DEBT (CONTINUED)

Ohio Water Development Authority (OWDA) loans are direct obligations of the enterprise funds. Administration of principal and interest is managed directly by the Department of Utilities. The loans are secured by the assets to which they are related. The OWDA loans are retired primarily from user fees, although special assessments from customers retire some OWDA loans.

Other long-term obligations consist of an agreement with the City of Willoughby Hills whereby the County acquired various land and plant facilities from the City. In exchange, the County has agreed to pay directly to the City, when due, amounts sufficient to service the City's long-term debt funding requirements relating to the assets acquired. This obligation, amounting to \$444,966 as of the balance sheet date, is to be financed from wastewater revenues. The agreement further provides for the reconveyance of the assets and the responsibility for servicing the related indebtedness to the City in the event disposition of such by the County is desired or found necessary. An additional other long-term obligation is an interest-free loan from the Ohio Public Works Commission.

The compensated absence liability will be paid from the fund that the employees' salaries are paid. These funds include the following: General, MR & DD Board, Public Assistance, Children Services, Child Support Enforcement, Youth Services Grant, Felony Delinquent Care and Custody, Auto License and Gasoline Tax, Municipal Street Improvement and Construction, Engineer's Stormwater Maintenance, ADAMHS Board, Dog and Kennel, Narcotics Agency, Forensic Crime Laboratory, Emergency Management Agency, Prosecutor's 4-D, Prosecutor's Victim/Witness Assistance, Pilot Probation Grant, Emergency Planning, Domestic Relations Court 4-D, Juvenile Court IV-D, Certificate of Title Administration, Sheriff's Drug/Alcohol Treatment, Telecommunications, Real Estate Assessment, Hotel/Motel, Geographic Information System, Water, Wastewater, Solid Waste, Central Purchasing, Mailroom and Garage. Employees earn 15 days of sick leave per year. Upon retirement or resignation, employees with 5 years of service are compensated for unused sick leave based on the total number of hours accumulated and the County's conversion schedule. Vacation time is vested for employees after a minimum of one year of service. According to State law, vacation time may be accumulated up to 3 years. Unused vacation time, unpaid overtime and unused compensatory time are payable upon termination of employment. All sick, vacation and compensatory time payments are made at the employee's current wage rate.

NOTES TO THE BASIC FINANCIAL STATEMENTS

NOTE H – LONG-TERM DEBT (CONTINUED)

The County has pledged future water and wastewater revenues to repay OWDA loans and OPWC loans. All of the debt is solely payable from net revenues and are payable through 2025. Annual principal and interest payments on the water debt are expected to require 88 percent of net revenue and 56 percent of total revenues. Annual principal and interest payments on the wastewater debt are expected to require 70 percent of net revenue and 26 percent of total revenues. The total principal and interest remaining to be paid on the water debt is \$10,923,424 and on the wastewater debt it is \$38,583,724. Principal and interest paid for the year for the water debt was \$8,875,197, total net revenues were \$10,079,818 and total revenues were \$16,078,558. Principal and interest paid for the year for the wastewater debt was \$4,164,506, total net revenues were \$5,923,219 and total revenues were \$15,980,941.

The Ohio Revised Code provides that the net general obligation debt of the County, exclusive of certain exempt debt, issued without a vote of the electors shall never exceed one percent of the total assessed valuation of the County. The Code further provides that the total voted and unvoted net debt of the County, less the same exempt debt shall never exceed a sum equal to three percent of the first \$100,000,000 of the assessed valuation, plus one and one-half percent of such valuation in excess of \$100,000,000 and not in excess of \$300,000,000, plus two and one-half percent of such valuation in excess of \$300,000,000. At December 31, 2007, the County had an unvoted debt margin of \$47.6 million and a direct debt margin of \$149.4 million.

Conduit Debt Obligations

From time to time, the County has issued Industrial Revenue Bonds to provide financial assistance to private-sector entities for the acquisition and construction of industrial and commercial facilities deemed to be in the public interest. The bonds are secured by the property financed and are payable solely from payments received on the underlying mortgage loans. Upon repayment of the bonds, ownership of the acquired facilities transfers to the private-sector entity served by the bond issuance. Neither the County, the State, nor any political subdivision thereof, is obligated in any manner for repayment of the bonds. Accordingly, the bonds are not reported as liabilities in the accompanying financial statements. As of December 31, 2007, there were thirteen series of Industrial Revenue Bonds outstanding, with an aggregate principal amount payable of \$157,514,363.

NOTES TO THE BASIC FINANCIAL STATEMENTS

NOTE I – NOTES PAYABLE

A summary of note transactions for the year ended December 31, 2007 follows:

Year Issued	Purpose/Description	Interest Rate	Final Maturity	Balance January 1, 2007	Principal Issued in 2007	Principal Retired In 2007	Balance December 31, 2007
<u>GENERAL OBLIGATION NOTES PAYABLE:</u>							
2006	County Dog Shelter Facility	4.50%	2007	<u>\$ 1,500,000</u>	<u>\$ 0</u>	<u>\$(1,500,000)</u>	<u>\$ 0</u>
TOTAL GENERAL OBLIGATION NOTES				<u>\$ 1,500,000</u>	<u>\$ 0</u>	<u>\$(1,500,000)</u>	<u>\$ 0</u>
<u>NOTES PAYABLE FROM ENTERPRISE FUNDS</u>							
<u>Payable from Water Funds:</u>							
1991	Ohio Water & Sewer Rotary Commission		2011	<u>\$ 23,427</u>	<u>\$ 0</u>	<u>\$ 0</u>	<u>\$ 23,427</u>
Total Notes Payable From Water Funds				<u>\$ 23,427</u>	<u>\$ 0</u>	<u>\$ 0</u>	<u>\$ 23,427</u>
<u>Payable From Wastewater Funds:</u>							
2006	Sewer District Improvement Note 238S	4.25%	2007	\$ 75,000	\$ 0	\$ (75,000)	\$ 0
2006	Sewer District Improvement Note 244S	4.25%	2007	1,425,000	0	(1,425,000)	0
2006	Sewer District Improvement Note 257S	5.00%	2007	40,000	0	(40,000)	0
2006	Sewer District Improvement Note 252S	5.00%	2007	300,000	0	(300,000)	0
2006	Sewer District Improvement Note 283S	5.00%	2007	235,000	0	(235,000)	0
2007	Sewer District Improvement Note 244S	4.25%	2008	0	1,800,000	0	1,800,000
2007	Sewer District Improvement Note 252S	4.25%	2008	<u>0</u>	<u>360,000</u>	<u>0</u>	<u>360,000</u>
Total Notes Payable From Wastewater Revenues				<u>\$2,075,000</u>	<u>\$2,160,000</u>	<u>\$(2,075,000)</u>	<u>\$2,160,000</u>

NOTES TO THE BASIC FINANCIAL STATEMENTS

NOTE I – NOTES PAYABLE (CONTINUED)

Year Issued	Purpose/Description	Interest Rate	Final Maturity	Balance January 1, 2007	Principal Issued in 2007	Principal Retired in 2007	Balance December 31, 2007
<u>NOTES PAYABLE FROM ENTERPRISE FUNDS (Continued)</u>							
<u>Payable from Solid Waste Funds:</u>							
2006	Solid Waste District Area C4 Phase 3 Note	5.00%	2007	\$ 925,000	\$ 0	\$ (925,000)	\$ 0
2007	Solid Waste District Area C4 Phase 3 Note	4.25%	2008	0	460,000	0	460,000
2007	Solid Waste District Area C4 Phase 4 Note	4.25%	2008	<u>0</u>	<u>2,000,000</u>	<u>0</u>	<u>2,000,000</u>
Total Notes Payable from Solidwaste Revenues				<u>\$ 925,000</u>	<u>\$2,460,000</u>	<u>\$ (925,000)</u>	<u>\$2,460,000</u>
TOTAL NOTES PAYABLE FROM ENTERPRISE FUNDS				<u>\$3,023,427</u>	<u>\$4,620,000</u>	<u>\$(3,000,000)</u>	<u>\$4,643,427</u>

NOTES TO THE BASIC FINANCIAL STATEMENTS

NOTE J – PENSION OBLIGATIONS AND OTHER POSTEMPLOYMENT BENEFITS

OHIO PUBLIC EMPLOYEES RETIREMENT SYSTEM (OPERS)

Pension Benefits

The County participates in the Ohio Public Employees Retirement System (OPERS). OPERS administers three separate pension plans. The traditional plan is a cost-sharing, multiple-employer defined benefit pension plan. The member-directed plan is a defined contribution plan in which the member invests both member and employer contributions (employer contributions vest over five years at 20 percent per year). Under the member directed plan, members accumulate retirement assets equal to the value of the member and vested employer contributions plus any investment earnings. The combined plan is a cost-sharing, multiple-employer defined benefit pension plan that has elements of both a defined benefit and a defined contribution plan. Under the combined plan, employer contributions are invested by the retirement system to provide a formula retirement benefit similar to the traditional plan benefit. Member contributions, whose investment is self-directed by the member, accumulate retirement assets in a manner similar to the member directed plan.

OPERS provides retirement, disability, survivor and death benefits and annual cost of living adjustments to members of the traditional and combined plans. Members of the member directed plan do not qualify for ancillary benefits. Authority to establish and amend benefits is provided by Chapter 145 of the Ohio Revised Code. OPERS issues a stand-alone financial report that may be obtained by writing to OPERS, 277 E. Town St., Columbus, OH 43215-4642, by calling (614) 222-5601 or (800) 222-7377 or by visiting the OPERS website at www.opers.org.

For the year ended December 31, 2007, the members of all three plans, except those in law enforcement participating in the traditional plan, were required to contribute 9.50 percent of their annual covered salaries. Members participating in the traditional plan that were in law enforcement contributed 10.10 percent of their annual covered salary. The County's contribution rate for pension benefits for 2007 was 8.85 percent, except for those plan members in law enforcement for which the County's pension contributions were 12.17 percent of covered payroll. The Ohio Revised Code provides statutory authority for member and employer contributions.

NOTES TO THE BASIC FINANCIAL STATEMENTS

NOTE J – PENSION OBLIGATIONS AND OTHER POSTEMPLOYMENT BENEFITS (CONTINUED)

OHIO PUBLIC EMPLOYEES RETIREMENT SYSTEM (OPERS) (Continued)

Pension Benefits (Continued)

The County's required contributions for pension obligations to the traditional and combined plans for the years ended December 31, 2007, 2006, and 2005 were \$7,489,855, \$7,521,401, and \$7,723,136 respectively; 100 percent has been contributed for 2007, 2006, and 2005. Contributions to the member-directed plan for 2007 were \$157,816 made by the County and \$108,249 made by the plan members.

Other Postemployment Benefits (OPEB)

The OPERS also provides post-retirement health care coverage to age and service retirants with ten or more years of qualifying Ohio service credit with either the traditional or combined plans. Health care coverage for disability recipients and primary survivor recipients is available. Members of the member-directed plan do not qualify for post-retirement health care coverage.

A portion of each employer's contribution to the traditional or combined plans is set aside for the funding of post retirement health care based on the authority granted by State statute. The 2007 employer contribution rate for employees other than law enforcement was 13.85 percent for covered payroll; 5.00 percent was the portion that was used to fund health care. The law enforcement employer rate for 2007 was 17.17 percent and 5.00 percent was used to fund health care. The County's actual contributions for 2007 that were used to fund postemployment benefits were \$4,162,479, which were equal to the required contribution.

OPEB's are advance-funded using the entry age normal cost method. Significant actuarial assumptions, based on OPERS's latest actuarial review performed as of December 31, 2006, include a rate of return on investments of 6.50 percent, an annual increase in active employee total payroll of 4.00 percent compounded annually (assuming no change in the number of active employees) and an additional increase in total payroll of between 0.50 percent and 6.30 percent based on additional annual pay increases. Health care premiums were assumed to increase between 0.50 and 6.00 percent annually for the next eight years and 4.00 percent annually after eight years.

NOTES TO THE BASIC FINANCIAL STATEMENTS

NOTE J – PENSION OBLIGATIONS AND OTHER POSTEMPLOYMENT BENEFITS (CONTINUED)

OHIO PUBLIC EMPLOYEES RETIREMENT SYSTEM (OPERS)

Other Postemployment Benefits (OPEB) (Continued)

All investments are carried at market. For actuarial valuation purposes, a smoothed market approach is used. Assets are adjusted to reflect 25 percent of unrealized market appreciation or depreciation on investment assets annually, not to exceed a 12 percent corridor.

On September 9, 2004 the OPERS Retirement Board adopted a Health Care Preservation Plan (HCPP) with an effective date of January 1, 2007. To improve the solvency of the Health Care Fund, OPERS created a separate investment pool for health care assets. Member and employer contribution rates increased as of January 1, 2006, and January 1, 2007, and January 1, 2008 which have and will allow additional funds to be allocated to the health care plan.

STATE TEACHERS RETIREMENT SYSTEM (STRS)

Pension Benefits

The County participates in the State Teachers Retirement System of Ohio (STRS Ohio), a cost-sharing, multiple-employer public employee retirement system. STRS Ohio provides retirement and disability benefits to members and death and survivor benefits to beneficiaries. STRS Ohio issues a stand-alone financial report that may be obtained by writing to STRS Ohio, 275 East Broad Street, Columbus, Ohio 43215-3771, by calling 1-888-227-7877 or by visiting the STRS Ohio website at www.strsoh.org.

New members have a choice of three retirement plans, a Defined Benefit (DB) Plan, a Defined Contribution (DC) Plan and a Combined Plan. The DB plan offers an annual retirement allowance based on final average salary times a percentage that varies based on years of service, or an allowance based on member contributions and earned interest matched by STRS Ohio funds times an actuarially determined annuity factor. The DC Plan allows members to place all their member contributions and employer contributions equal to 10.5 percent of earned compensation into an investment account. Investment decisions are made by the member. A member is eligible to receive a retirement benefit at age 50 and termination of employment. The Combined Plan offers features of both the DC Plan and the DB Plan. In the Combined Plan, member contributions are invested by the member, and employer contributions are used to fund the defined benefit payment at a reduced level from the regular DB Plan. DC and Combined Plan members will transfer to the Defined Benefit Plan during their fifth year of membership unless they permanently select the DC or Combined Plan.

NOTES TO THE BASIC FINANCIAL STATEMENTS

NOTE J – PENSION OBLIGATIONS AND OTHER POSTEMPLOYMENT BENEFITS (CONTINUED)

STATE TEACHERS RETIREMENT SYSTEM (STRS) (Continued)

Pension Benefits (Continued)

Existing members with less than five years of service credit as of June 30, 2001, were given the option of making a one time irrevocable decision to transfer their account balances from the existing DB Plan into the DC Plan or the Combined Plan. This option expired on December 31, 2001. Benefits are established by Chapter 3307 of the Ohio Revised Code.

A DB or Combined Plan member with five or more years credited service who becomes disabled may qualify for a disability benefit. Eligible spouses and dependents of these active members who die before retirement may qualify for survivor benefits. Members in the DC Plan who become disabled are entitled only to their account balance. If a member dies before retirement benefits begin, the member's designated beneficiary is entitled to receive the member's account balance.

For the fiscal year ended June 30, 2007, plan members were required to contribute 10 percent of their annual covered salaries. The County was required to contribute 14 percent; 13 percent was the portion used to fund pension obligations. Contribution rates are established by the State Teachers Retirement Board, upon recommendations of its consulting actuary, not to exceed statutory maximum rates of 10 percent for members and 14 percent for employers. Chapter 3307 of the Ohio Revised Code provides statutory authority for member and employer contributions.

The County's required contributions for pension obligations to the DB Plan for years ended December 31, 2007, 2006, and 2005 were \$95,381, \$97,102 and \$101,208 respectively; 100 percent has been contributed for fiscal year 2007, 2006 and 2005. Currently, all members are enrolled in the DB Plan.

NOTES TO THE BASIC FINANCIAL STATEMENTS

NOTE J – PENSION OBLIGATIONS AND OTHER POSTEMPLOYMENT BENEFITS (CONTINUED)

STATE TEACHERS RETIREMENT SYSTEM (STRS) (Continued)

Pension Benefits (Continued)

Other Postemployment Benefits (OPEB)

The County provides comprehensive health care benefits to retired teachers and their dependents through the STRS. Benefits include hospitalization, physicians' fees, prescription drugs and reimbursement of monthly Medicare premiums. Benefit provisions and the obligations to contribute are established by the STRS based on authority granted by State statute and are determined on a pay-as-you-go basis.

All STRS benefit recipients who participated in the defined benefit or combined plans and their sponsored dependents are eligible for health care coverage. The STRS Ohio Board has statutory authority over how much, if any, of the health care costs will be absorbed by STRS Ohio. Most benefit recipients pay a portion of the health care cost in the form of a monthly premium. By law, the cost of coverage paid from STRS Ohio funds is included in the employer contribution rate, currently 14 percent of covered payroll. For the fiscal year ended June 30, 2007, the STRS Ohio Board allocated employer contributions equal to 1 percent of covered payroll to the Health Care Stabilization Fund. For the County, this amount equaled \$7,337 for fiscal year 2007.

STRS Ohio pays health care benefits from the Health Care Stabilization Fund. At June 30, 2007, the balance in the Fund was \$4.1 billion. For the year ended June 30, 2007, net health care costs paid by STRS Ohio were \$265,558,000 and STRS Ohio had 122,934 eligible benefit recipients.

NOTES TO THE BASIC FINANCIAL STATEMENTS

NOTE K – PROPERTY TAX REVENUES

Property taxes include amounts levied against all real, public utility and tangible personal property located in the County. Property tax revenue received during 2007 for real and public utility property taxes represents collections of 2006 taxes. Property tax payments received during 2007 for tangible personal property (other than public utility property) are for 2006 taxes.

2007 real property taxes are levied after October 1, 2007 on the assessed value as of January 1, 2007 lien date. Assessed values are established by State law at 35% of appraised market value. 2007 real property taxes are collected in and intended to finance 2008.

Public utility tangible personal property currently is assessed at varying percentages of true value. Public utility real property is assessed at 35 percent of true value. 2007 public utility property taxes became a lien December 31, 2006, are levied after October 1, 2007 and are collected in 2008 with real property taxes.

2007 tangible personal property taxes are levied after October 1, 2006 on the value as of December 31, 2006. Collections are made in 2007. Tangible personal property taxes paid by multi-county taxpayers are due September 20. Single county taxpayers may pay annually or semi-annually. If paid annually, payment is due April 30; if paid semi-annually, the first payment is due April 30, with the remainder payable at September 20. Tangible personal property assessments are being phased out – the assessment percentage of all property including inventory for 2007 was 12.5 percent. House Bill No. 66 was signed into law on June 30, 2005. House Bill No. 66 phases out the tax on tangible personal property of general businesses, telephone and telecommunications companies, and railroads. The tax on general business and railroad property will be eliminated by calendar year 2009, and the tax on telephone and telecommunications property will be eliminated by calendar year 2011. The tax is phased out by reducing the assessment rate on the property each year. The bill replaces the revenue lost by the County due to the phasing out of the tax. In calendar years 2006-2010, the District will be fully reimbursed for the lost revenue. In calendar years 2011-2017, the reimbursements will be phased out.

The full tax rate for all County operations for the year ended December 31, 2007, was \$10.20 per \$1,000 of assessed value. The assessed values of real and tangible personal property upon which 2006 property tax receipts were based are as follows:

Real Property	\$6,250,907,440
Public Utility Personal Property	370,224,700
Tangible Personal Property	<u>271,965,557</u>
Total Assessed Value	<u>\$6,893,097,697</u>

NOTES TO THE BASIC FINANCIAL STATEMENTS

NOTE K – PROPERTY TAX REVENUES (CONTINUED)

Real property taxes are payable annually or semi-annually. If paid annually, payment is due December 31; if paid semi-annually, the first payment is due December 31, with the remainder payable by June 20. Under certain circumstances, State statutes permit later payment dates to be established.

The County Treasurer collects property taxes on behalf of all taxing districts within the County. The County Auditor periodically remits to the taxing districts their portions of the taxes collected. Collections of the taxes and remittance of them to the taxing districts are accounted for in various agency funds of the County. Property taxes receivable represent real and tangible personal property taxes, public utility taxes and outstanding delinquencies which are measurable as of December 31, 2007 and for which there is an enforceable legal claim. Although total property tax collections for the next year are measurable, amounts to be received during the available period are not subject to reasonable estimation at December 31 and are not intended to finance 2007 operations. The receivable is therefore offset by a credit to deferred revenue. On a full accrual basis, collectible delinquent property taxes have been recorded as revenue while the remainder of the receivable is deferred.

NOTES TO THE BASIC FINANCIAL STATEMENTS

NOTE L – RECEIVABLES AND INTERGOVERNMENTAL REVENUES

Receivables at December 31, 2007, consisted of taxes, accounts (billings for user charged services, including unbilled utility services), special assessments, accrued interest, loans (community development block grant monies loaned to local businesses) and intergovernmental receivables arising from grants and entitlements. All receivables are considered fully collectible, including accounts receivable which, if delinquent may be certified and collected as a special assessment, subject to foreclosure for nonpayment.

Special assessments expected to be collected in more than one year amount to \$9,581,050 in the special assessment bond retirement fund. The amount of delinquent special assessments outstanding at year-end is \$38,674.

A summary of the principal items of intergovernmental revenues are as follows:

GENERAL FUND

Ohio Local Government Fund Distribution	\$2,158,788
State Property Tax Reimbursement	1,939,707
Utility Deregulation Reimbursement	649,987
State Public Defender Reimbursement	536,195
Board of Elections Reimbursements	118,130
Juvenile Group/Detention Home Subsidies	39,968
Miscellaneous Reimbursements	<u>51,648</u>
Total – General Fund	<u>\$5,494,423</u>

NOTES TO THE BASIC FINANCIAL STATEMENTS

NOTE L – RECEIVABLES AND INTERGOVERNMENTAL REVENUES (CONTINUED)

SPECIAL REVENUE FUNDS

Federal and State Mental Retardation Grants	\$14,310,501
Federal and State Public Assistance Grants and Reimbursements	11,932,182
Federal and State Mental Health Grants	11,884,027
State Transportation Taxes	9,943,317
State Property Tax Reimbursement	5,025,692
Community and Economic Development Grants	4,331,718
Child Support Enforcement Incentives	2,947,257
Federal and State Children's Services Grants and Reimbursements	2,699,593
Utility Deregulation Reimbursement	2,477,219
Public Safety Grants and Reimbursement	1,016,724
Community Corrections Grant	946,684
State Probation Grants	507,499
Youth Services Grant	361,184
Prosecutor's Victims Assistance Grant	256,419
Drug/Alcohol Grants	217,530
Communication System Subsidies	13,800
Stormwater Management Reimbursement	<u>8,055</u>
Total – Special Revenue Funds	<u>68,879,401</u>
TOTAL INTERGOVERNMENTAL REVENUES	<u>\$74,373,824</u>

NOTES TO THE BASIC FINANCIAL STATEMENTS

NOTE M – INTERFUND TRANSACTIONS

Interfund transfers for the year ended December 31, 2007, consisted of the following:

TRANSFERS FROM	TRANSFERS TO				TOTALS
	NONMAJOR SPECIAL REVENUE	NONMAJOR DEBT SERVICE	NONMAJOR CAPITAL PROJECTS	NONMAJOR INTERNAL SERVICE	
General	\$1,485,254	\$3,331,080	\$ 300,000	\$890,000	\$6,006,334
Water	50,000				50,000
Nonmajor Special Revenue	<u>3,982,707</u>	<u>119,020</u>	<u>2,000,000</u>	<u>0</u>	<u>6,101,727</u>
Totals	<u>\$5,517,961</u>	<u>\$3,450,100</u>	<u>\$2,300,000</u>	<u>\$890,000</u>	<u>\$12,158,061</u>

Transfers are used to move revenues from the fund that statute or budget requires to collect them to the fund that statute or budget requires to expend them; to move unrestricted revenues collected in the general fund to finance various programs accounted for in other funds in accordance with budgetary authorizations; to provide additional resources for current operations or debt service; reclassification of prior year distributed monies, to segregate money for anticipated capital projects; and to return money to the fund from which it was originally provided once a project is completed.

NOTES TO THE BASIC FINANCIAL STATEMENTS

NOTE N – ENCUMBRANCES

Encumbrance accounting is employed in all County funds. Encumbrances outstanding at year-end are closed to unreserved fund balance/retained earnings and are reappropriated at the beginning of the succeeding year.

At December 31, 2007, encumbrances outstanding in governmental funds and proprietary funds which were reappropriated in the 2008 budget were:

General Fund	\$ 607,349
Special Revenue Funds	768,685
Capital Projects Funds	953,778
Enterprise Funds	503,773
Internal Service Funds	<u>6,983</u>
Total	<u>\$2,840,568</u>

On the GAAP basis, a portion of these encumbrances represented accrued liabilities of the County. At December 31, 2007, encumbrances less these accrued liabilities were:

General Fund	\$ 544,197
Special Revenue Funds	457,356
Capital Projects Funds	787,828
Enterprise Funds	468,527
Internal Service Funds	<u>648</u>
Total	<u>\$2,258,556</u>

NOTE O – CONTINGENCIES, JUDGEMENTS AND CLAIMS

The County is a defendant in a number of claims and lawsuits which may be classified as routine litigation in which minimal non-material damages are being sought. In addition, the County is a defendant in numerous other claims and lawsuits in which the County believes the amounts claimed to be overstated and the chance of losing these cases nominal. In the opinion of the County Prosecutor no material liability is anticipated.

The County participates in several federal and state assisted grants and programs that are subject to financial and compliance audits by the grantor agencies or their representatives. These audits could lead to a request for reimbursement to the grantor agency for expenditures disallowed under terms of the grant. The County believes that disallowed claims, if any, will not have a material adverse effect on the County's financial position.

NOTES TO THE BASIC FINANCIAL STATEMENTS

NOTE P – LANDFILL CLOSURE AND POSTCLOSURE COSTS

State and federal laws and regulations require the County to place a final cover on its landfill site when it stops accepting waste and to perform certain maintenance and monitoring functions at the site for thirty years after closure. Although closure and post closure care costs will be paid only near or after the date that the landfill stops accepting waste, the County reports a portion of these closure and post closure care costs as an operating expense in each period based on landfill capacity used as of the balance sheet date. The \$15.6 million reported as landfill closure and post closure care liability at December 31, 2007, represents the cumulative amount reported to date based on the use of 78% of the estimated capacity of the landfill. The County will recognize the remaining estimated cost of closure and post closure care of \$5.7 million as the remaining estimated capacity is filled. These amounts are based on what it would cost to perform all closure and post closure care in 2007. The County expects to close the landfill in the year 2018. Actual costs may be higher due to inflation, changes in technology, or changes in regulations.

NOTE Q – RELATED PARTY TRANSACTIONS

During 2007, Lake County provided facilities, certain equipment, transportation, and salaries for administration, implementation, and supervision of programs to Deepwood Industries, Inc., (the "Workshop"), a discretely presented component unit of Lake County. The Workshop reported \$54,623 for such contributions, recording revenue and expenses at cost or fair value, as applicable, to the extent the contribution is related to the vocational purposes of the Workshop.

NOTES TO THE BASIC FINANCIAL STATEMENTS

NOTE R – RISK MANAGEMENT

The County is exposed to various risks of loss related to torts; theft of, damage to and destruction of assets; errors and omissions; injuries to employees; and natural disasters. The County contracted with CORSA (County Risk Sharing Authority, Inc.) for property and general liability coverage including automobiles, equipment and public officials liability. The County also maintains health-care benefits, as well as additional property and general liability coverage, from private carriers. There were no significant reductions in coverage in 2007 as compared to the previous year. Insurance premiums paid to private carriers during 2007 were approximately \$0.9 million. The amount of settlements did not exceed the coverage for each of the past three years. The County pays the State Workers Compensation System a premium based on a rate per \$100 of salaries. This rate is based on accident history and administrative costs.

In 1999, the County Commissioners initiated a self-insurance program for medical prescription coverage only. Then in 2004, the Commissioners initiated a self-insurance program for dental coverage. The maintenance of these benefits is accounted for in the Prescription Self-Insurance and the Dental Self-Insurance funds, respectively, both of which are Internal Service funds. Incurred, but not reported, prescription claims of \$49,970 and dental claims of \$4,048, have been accrued based upon a review of the January, 2008 billings provided by the County Commissioners' Office.

The total claims liability of \$54,018 reported in the internal service fund at December 31, 2007, is based on the requirements of GASB Statement No. 10 which requires that a liability for unpaid claims costs, including estimates of cost relating to incurred but not reported claims, be reported. The estimates were not affected by incremental claims adjustments expenses and do not include other allocated or unallocated claims adjustment expenses. Changes in the funds claims liability amounts for the last three fiscal years were:

	Balance at Beginning Of Year	Current Year Claims	Claim Payments	Balance at End of Year
<u>Prescription</u>				
2005	\$72,242	\$1,851,685	\$1,843,506	\$80,421
2006	80,421	2,065,830	2,062,990	83,261
2007	83,261	2,371,950	2,405,241	49,970
<u>Dental</u>				
2005	18,997	559,824	557,488	21,333
2006	21,333	542,023	549,076	14,280
2007	14,280	613,045	623,277	4,048

NOTES TO THE BASIC FINANCIAL STATEMENTS

NOTE S – PUBLIC ENTITY RISK POOLS

COUNTY RISK SHARING AUTHORITY

The County Risk Sharing Authority, Inc. (CORSA) is a public entity risk sharing pool among sixty counties in Ohio. CORSA was formed as an Ohio nonprofit corporation for the purpose of establishing the CORSA Insurance/Self-Insurance Program, a group primary and excess insurance/self-insurance and risk management program. Member counties agree to jointly participate in coverage of losses and pay all contributions necessary for the specified insurance coverages provided by CORSA. These coverages include comprehensive general liability, automobile liability, certain property insurance, public officials' liability and police professional insurance.

Each member County has one vote on all matters requiring a vote, to be cast by a designated representative. An elected board of not more than nine trustees manages the affairs of the Corporation. Only county commissioners of member counties are eligible to serve on the board. No county may have more than one representative on the board at any time. Each member county's control over the budgeting and financing of CORSA is limited to its voting authority and any representation it may have on the board of trustees. CORSA has issued certificates of participation in order to provide adequate cash reserves. The certificates are secured by the member counties' obligations to make coverage payments to CORSA. The participating counties have no responsibility for the payment of the certificates. The County does not have an equity interest in CORSA. The County's payment for insurance to CORSA in 2007 was \$873,576.

NOTE T – DEFICIT FUND BALANCES/NET ASSETS

At December 31, 2007, the Juvenile Court Computerization Fund had a deficit fund balance of \$46,352. This deficit fund balance is due to the recognition, on a modified accrual basis of accounting, of a liability amount applicable to an advance from the General Fund. This deficit will be eliminated within the next several years as the liability is paid off from operating revenues. Also at December 31, 2007, the Garage Fund had deficit net assets of \$86,453. This deficit is the result of recognizing expenses on the accrual basis of accounting. This deficit did not exist on the cash basis of accounting. The General Fund provides operating transfers to the Garage Fund when cash is required, not when accruals occur.

There were no other material violations of finance-related legal or contractual provisions.

LAKE COUNTY, OHIO

GENERAL FUND

The General Fund accounts for all financial resources and activities of the County not accounted for in other specific funds. The major sources of revenue are sales tax, property tax and investment earnings. This is the County's operating fund.

LAKE COUNTY, OHIO

SCHEDULE OF REVENUES, EXPENDITURES AND CHANGES IN FUND BALANCES - BUDGET AND ACTUAL GENERAL FUND

(NON-GAAP BUDGETARY BASIS)

FOR THE YEAR ENDED DECEMBER 31, 2007

(Continued)

	BUDGETED AMOUNTS		ACTUAL AMOUNTS	VARIANCE WITH FINAL BUDGET POSITIVE (NEGATIVE)
	ORIGINAL	FINAL		
REVENUES:				
Property taxes	\$ 12,761,852	\$ 12,761,852	\$ 13,287,788	\$ 525,936
Sales tax	15,510,000	15,510,000	15,699,264	189,264
Other taxes	4,018,241	4,018,241	3,453,380	(564,861)
Fees and charges for services	6,894,446	6,676,217	6,248,163	(428,054)
Licenses and permits	549,299	549,299	553,257	3,958
Fines and forfeitures	206,000	206,000	219,874	13,874
Intergovernmental	5,372,279	5,410,019	5,544,691	134,672
Investment earnings	5,550,201	5,550,201	8,850,637	3,300,436
Miscellaneous	2,774,969	1,340,124	3,057,943	1,717,819
TOTAL REVENUES	<u>53,637,287</u>	<u>52,021,953</u>	<u>56,914,997</u>	<u>4,893,044</u>
EXPENDITURES:				
CURRENT:				
GENERAL GOVERNMENT:				
BOARD OF COMMISSIONERS				
Personal services	934,540	964,840	964,336	504
Materials and supplies	9,500	9,215	8,710	505
Contractual services	5,732	8,592	7,573	1,019
Operating expenditures	33,992	38,025	34,825	3,200
Other expenditures	19,000	23,610	23,277	333
Fringe benefits and insurance	306,958	309,068	307,530	1,538
Capital outlay		15,470	15,470	0
TOTAL BOARD OF COMMISSIONERS	<u>1,309,722</u>	<u>1,368,820</u>	<u>1,361,721</u>	<u>7,099</u>
AUDITOR				
Personal services	568,565	570,265	559,045	11,220
Materials and supplies	8,300	11,726	11,647	79
Contractual services	5,289	65,025	55,685	9,340
Operating expenditures	62,625	78,600	78,308	292
Other expenditures	8,500	8,524	8,392	132
Fringe benefits and insurance	199,459	201,884	201,551	333
TOTAL AUDITOR	<u>852,738</u>	<u>936,024</u>	<u>914,628</u>	<u>21,396</u>
TREASURER				
Personal services	221,416	231,716	231,679	37
Materials and supplies	19,500	19,500	19,489	11
Contractual services	53,135	58,960	58,285	675
Operating expenditures	36,400	44,875	43,957	918
Other expenditures	3,325	3,325	3,321	4
Fringe benefits and insurance	103,266	100,766	99,763	1,003
TOTAL TREASURER	<u>437,042</u>	<u>459,142</u>	<u>456,494</u>	<u>2,648</u>

LAKE COUNTY, OHIO

SCHEDULE OF REVENUES, EXPENDITURES AND CHANGES IN FUND BALANCES - BUDGET AND ACTUAL GENERAL FUND

(NON-GAAP BUDGETARY BASIS)

FOR THE YEAR ENDED DECEMBER 31, 2007

(Continued)

	BUDGETED AMOUNTS		ACTUAL AMOUNTS	VARIANCE WITH FINAL BUDGET POSITIVE (NEGATIVE)
	ORIGINAL	FINAL		
GENERAL GOVERNMENT (Continued):				
RECORDER				
Personal services	\$ 411,985	\$ 458,235	\$ 457,678	\$ 557
Materials and supplies	15,000	17,485	17,464	21
Contractual services	5,500	6,500	5,733	767
Operating expenditures	6,000	12,000	11,029	971
Other expenditures	2,500	2,540	2,539	1
Fringe benefits and insurance	163,300	163,725	159,708	4,017
TOTAL RECORDER	604,285	660,485	654,151	6,334
PLANNING COMMISSION				
Personal services	273,000	275,000	274,978	22
Materials and supplies	4,250	4,500	4,318	182
Contractual services	4,960	4,720	4,433	287
Operating expenditures	16,754	16,474	14,544	1,930
Other expenditures	1,570	1,470	1,227	243
Fringe benefits and insurance	100,678	101,762	101,377	385
Capital outlay		570	570	0
TOTAL PLANNING COMMISSION	401,212	404,496	401,447	3,049
MICROFILM				
Contractual services	40,000	40,000	30,300	9,700
TOTAL MICROFILM	40,000	40,000	30,300	9,700
INFORMATION TECHNOLOGY				
Personal services	520,000	531,500	531,458	42
Materials and supplies	13,610	13,810	13,732	78
Contractual services	208,315	205,465	187,255	18,210
Operating expenditures	23,080	32,630	27,848	4,782
Other expenditures	2,000	2,100	2,073	27
Fringe benefits and insurance	177,725	179,610	179,348	262
Capital outlay	7,500	7,500	7,500	0
TOTAL INFORMATION TECHNOLOGY	952,230	972,615	949,214	23,401
BOARD OF ELECTIONS				
Personal services	652,626	601,376	563,846	37,530
Materials and supplies	45,800	28,015	24,963	3,052
Contractual services	142,803	225,052	222,424	2,628
Operating expenditures	279,800	265,837	238,833	27,004
Other expenditures	600	600		600
Fringe benefits and insurance	173,670	178,876	176,925	1,951
Capital outlay	27,200	27,200	21,662	5,538
TOTAL BOARD OF ELECTIONS	1,322,499	1,326,956	1,248,653	78,303

LAKE COUNTY, OHIO

SCHEDULE OF REVENUES, EXPENDITURES AND CHANGES IN FUND BALANCES - BUDGET AND ACTUAL GENERAL FUND

(NON-GAAP BUDGETARY BASIS)

FOR THE YEAR ENDED DECEMBER 31, 2007

(Continued)

	BUDGETED AMOUNTS		ACTUAL AMOUNTS	VARIANCE WITH FINAL BUDGET POSITIVE (NEGATIVE)
	ORIGINAL	FINAL		
GENERAL GOVERNMENT (Continued):				
BUILDINGS AND GROUNDS				
Personal services	\$ 2,275,000	\$ 2,315,500	\$ 2,311,409	\$ 4,091
Materials and supplies	247,250	277,311	273,586	3,725
Contractual services	83,173	92,373	81,597	10,776
Operating expenditures	31,825	34,435	33,361	1,074
Other expenditures	1,750	1,750	1,675	75
Fringe benefits and insurance	978,000	956,850	950,003	6,847
Capital outlay		67,615	67,594	21
TOTAL BUILDINGS AND GROUNDS	3,616,998	3,745,834	3,719,225	26,609
BUILDING REGULATIONS				
Personal services	359,000	359,000	357,892	1,108
Materials and supplies	17,700	20,630	19,200	1,430
Contractual services	22,935	22,235	18,901	3,334
Operating expenditures	8,800	8,370	7,199	1,171
Other expenditures	2,650	2,650	2,515	135
Fringe benefits and insurance	131,434	132,679	131,053	1,626
Capital outlay	37,831	44,721	44,720	1
TOTAL BUILDING REGULATIONS	580,350	590,285	581,480	8,805
NON-DEPARTMENTAL				
Contractual services	304,500	314,500	303,902	10,598
Operating expenditures	2,950,433	2,450,269	2,417,880	32,389
Other expenditures	1,253,900	456,474	398,633	57,841
Fringe benefits and insurance		824,655	473,133	351,522
Capital outlay	6,000	8,633	8,632	1
TOTAL NON-DEPARTMENTAL	4,514,833	4,054,531	3,602,180	452,351
TOTAL GENERAL GOVERNMENT	14,631,909	14,559,188	13,919,493	639,695
JUDICIAL AND PUBLIC SAFETY:				
PROSECUTING ATTORNEY				
Personal services	2,594,552	2,668,852	2,663,064	5,788
Materials and supplies	26,600	26,600	26,026	574
Contractual services	60,277	64,938	59,831	5,107
Operating expenditures	329,776	422,315	405,183	17,132
Other expenditures	7,100	9,900	9,888	12
Fringe benefits and insurance	787,900	813,050	809,839	3,211
Capital outlay	19,099	32,697	32,679	18
TOTAL PROSECUTING ATTORNEY	3,825,304	4,038,352	4,006,510	31,842

LAKE COUNTY, OHIO

SCHEDULE OF REVENUES, EXPENDITURES AND CHANGES IN FUND BALANCES - BUDGET AND ACTUAL GENERAL FUND

(NON-GAAP BUDGETARY BASIS)

FOR THE YEAR ENDED DECEMBER 31, 2007

(Continued)

	BUDGETED AMOUNTS		ACTUAL AMOUNTS	VARIANCE WITH FINAL BUDGET POSITIVE (NEGATIVE)
	ORIGINAL	FINAL		
JUDICIAL AND PUBLIC SAFETY (Continued):				
COMMON PLEAS COURT I				
Personal services	\$ 267,888	\$ 275,988	\$ 275,965	\$ 23
Materials and supplies	2,000	2,600	2,599	1
Contractual services	16,600	22,700	21,766	934
Operating expenditures	55,250	60,525	46,328	14,197
Other expenditures	1,000	2,000	1,936	64
Fringe benefits and insurance	91,635	92,085	91,728	357
TOTAL COMMON PLEAS COURT I	434,373	455,898	440,322	15,576
COMMON PLEAS COURT II				
Personal services	238,350	270,350	270,177	173
Materials and supplies	1,520	1,820	1,695	125
Contractual services	10,660	56,760	52,604	4,156
Operating expenditures	48,000	61,250	56,827	4,423
Other expenditures	1,000	1,000	962	38
Fringe benefits and insurance	99,966	96,316	93,848	2,468
TOTAL COMMON PLEAS COURT II	399,496	487,496	476,113	11,383
COMMON PLEAS COURT IV				
Personal services	247,051	252,251	251,149	1,102
Materials and supplies	2,800	4,425	3,617	808
Contractual services	27,700	35,800	34,773	1,027
Operating expenditures	39,390	44,684	43,067	1,617
Other expenditures	2,000	4,150	4,082	68
Fringe benefits and insurance	101,050	101,931	100,217	1,714
TOTAL COMMON PLEAS COURT IV	419,991	443,241	436,905	6,336
COMMON PLEAS COURT V				
Personal services	267,000	272,650	272,634	16
Materials and supplies	1,854	1,854	1,769	85
Contractual services	21,025	28,345	24,828	3,517
Operating expenditures	41,680	50,960	47,609	3,351
Other expenditures	2,245	1,645	1,477	168
Fringe benefits and insurance	97,366	95,016	93,466	1,550
TOTAL COMMON PLEAS COURT V	431,170	450,470	441,783	8,687
ADULT PROBATION				
Personal services	566,000	595,350	595,191	159
Materials and supplies	5,500	5,500	4,933	567
Contractual services	10,250	10,250	8,792	1,458
Operating expenditures	2,300	2,025	1,470	555
Other expenditures	650	925	660	265
Fringe benefits and insurance	196,335	197,510	194,372	3,138
TOTAL ADULT PROBATION	781,035	811,560	805,418	6,142

LAKE COUNTY, OHIO

SCHEDULE OF REVENUES, EXPENDITURES AND CHANGES IN FUND BALANCES - BUDGET AND ACTUAL GENERAL FUND

(NON-GAAP BUDGETARY BASIS)

FOR THE YEAR ENDED DECEMBER 31, 2007

(Continued)

	BUDGETED AMOUNTS		ACTUAL AMOUNTS	VARIANCE WITH FINAL BUDGET POSITIVE (NEGATIVE)
	ORIGINAL	FINAL		
JUDICIAL AND PUBLIC SAFETY (Continued):				
SHERIFF				
Personal services	\$ 9,167,112	\$ 9,392,112	\$ 9,378,468	\$ 13,644
Materials and supplies	987,000	1,011,002	1,001,780	9,222
Contractual services	507,361	498,461	485,988	12,473
Operating expenditures	703,856	710,856	676,115	34,741
Other expenditures	42,750	22,448	21,338	1,110
Fringe benefits and insurance	3,191,570	3,294,762	3,293,655	1,107
Capital outlay	241,727	270,147	260,436	9,711
TOTAL SHERIFF	14,841,376	15,199,788	15,117,780	82,008
CENTRAL COMMUNICATIONS				
Personal services	1,284,400	1,315,340	1,313,497	1,843
Materials and supplies	6,750	7,550	6,411	1,139
Contractual services	167,000	235,915	219,484	16,431
Operating expenditures	87,100	94,600	85,851	8,749
Other expenditures	550	635	618	17
Fringe benefits and insurance	422,750	445,171	444,275	896
Capital outlay	2,000	122,222	57,346	64,876
TOTAL CENTRAL COMMUNICATIONS	1,970,550	2,221,433	2,127,482	93,951
CLERK OF COURTS				
Personal services	1,106,415	1,121,015	1,119,660	1,355
Materials and supplies	32,000	37,000	36,683	317
Contractual services	50,000	43,600	37,016	6,584
Operating expenditures	136,000	203,000	201,532	1,468
Other expenditures	1,807	1,807	1,805	2
Fringe benefits and insurance	433,407	422,482	418,019	4,463
TOTAL CLERK OF COURTS	1,759,629	1,828,904	1,814,715	14,189
CORONER				
Personal services	260,553	271,003	270,194	809
Materials and supplies	2,624	2,318	2,056	262
Contractual services	100,487	113,514	111,981	1,533
Operating expenditures	1,050	700	379	321
Other expenditures	11,560	11,802	11,690	112
Fringe benefits and insurance	62,018	62,468	62,333	135
TOTAL CORONER	438,292	461,805	458,633	3,172
DOMESTIC RELATIONS COURT				
Personal services	834,000	835,800	832,003	3,797
Materials and supplies	7,870	7,870	7,424	446
Contractual services	19,200	21,950	20,488	1,462
Operating expenditures	30,490	30,890	26,542	4,348
Other expenditures	1,000	1,550	1,550	0
Fringe benefits and insurance	298,976	295,101	293,572	1,529
TOTAL DOMESTIC RELATIONS COURT	1,191,536	1,193,161	1,181,579	11,582

LAKE COUNTY, OHIO

SCHEDULE OF REVENUES, EXPENDITURES AND CHANGES IN FUND BALANCES - BUDGET AND ACTUAL GENERAL FUND

(NON-GAAP BUDGETARY BASIS)

FOR THE YEAR ENDED DECEMBER 31, 2007

(Continued)

	BUDGETED AMOUNTS		ACTUAL AMOUNTS	VARIANCE WITH FINAL BUDGET POSITIVE (NEGATIVE)
	ORIGINAL	FINAL		
JUDICIAL AND PUBLIC SAFETY (Continued):				
PUBLIC DEFENDER				
Personal services	\$ 973,000	\$ 1,005,200	\$ 1,005,174	\$ 26
Materials and supplies	8,000	10,000	9,863	137
Contractual services	54,218	54,900	54,523	377
Operating expenditures	59,000	62,860	61,450	1,410
Other expenditures	3,800	3,340	3,254	86
Fringe benefits and insurance	309,800	318,687	318,304	383
TOTAL PUBLIC DEFENDER	1,407,818	1,454,987	1,452,568	2,419
MUNICIPAL COURTS				
Personal services	325,900	329,650	323,831	5,819
Contractual services	54,800	60,800	57,750	3,050
Operating expenditures	51,800	71,200	61,914	9,286
Fringe benefits and insurance	86,634	92,234	90,352	1,882
TOTALS MUNICIPAL COURTS	519,134	553,884	533,847	20,037
JUVENILE COURT				
Personal services	792,000	784,950	774,552	10,398
Materials and supplies	25,000	29,800	26,773	3,027
Contractual services	41,600	79,100	71,904	7,196
Operating expenditures	561,400	531,336	502,426	28,910
Other expenditures	74,000	74,000	63,480	10,520
Fringe benefits and insurance	277,700	287,990	285,128	2,862
Capital outlay	4,300	4,300	4,300	0
TOTAL JUVENILE COURT	1,776,000	1,791,476	1,728,563	62,913
JUVENILE PROBATION COURT				
Personal services	372,000	379,450	379,366	84
Materials and supplies	3,300	3,400	2,567	833
Operating expenditures	1,800	1,700	923	777
Fringe benefits and insurance	138,322	138,122	137,647	475
TOTAL JUVENILE PROBATION COURT	515,422	522,672	520,503	2,169
DETENTION CENTER				
Personal services	1,321,300	1,379,650	1,378,061	1,589
Materials and supplies	78,200	89,190	85,544	3,646
Contractual services	37,500	37,960	37,155	805
Operating expenditures	4,750	7,950	6,292	1,658
Other expenditures	42,000	46,500	46,500	0
Fringe benefits and insurance	455,392	490,557	490,034	523
Capital outlay		1,718	1,718	0
TOTAL DETENTION CENTER	1,939,142	2,053,525	2,045,304	8,221

LAKE COUNTY, OHIO

SCHEDULE OF REVENUES, EXPENDITURES AND CHANGES IN FUND BALANCES - BUDGET AND ACTUAL GENERAL FUND

(NON-GAAP BUDGETARY BASIS)

FOR THE YEAR ENDED DECEMBER 31, 2007

(Continued)

	BUDGETED AMOUNTS		ACTUAL AMOUNTS	VARIANCE WITH FINAL BUDGET POSITIVE (NEGATIVE)
	ORIGINAL	FINAL		
JUDICIAL AND PUBLIC SAFETY (Continued):				
JURY COMMISSION				
Personal services	\$ 6,500	\$ 6,600	\$ 6,574	\$ 26
Materials and supplies	1,400			0
Operating expenditures	6,600	8,500	8,021	479
Fringe benefits and insurance	1,120	1,120	951	169
TOTAL JURY COMMISSION	15,620	16,220	15,546	674
LAW LIBRARY				
Personal services	69,000	69,625	69,585	40
Contractual services	1,460	1,460		1,460
Fringe benefits and insurance	17,440	17,440	16,796	644
TOTAL LAW LIBRARY	87,900	88,525	86,381	2,144
COURT OF APPEALS				
Operating expenditures	30,000	34,000	31,059	2,941
Other expenditures	125,000	106,897	106,175	722
TOTAL COURT OF APPEALS	155,000	140,897	137,234	3,663
PROBATE COURT				
Personal services	577,000	602,900	602,421	479
Materials and supplies	17,500	16,200	15,815	385
Contractual services	6,000	7,500	7,172	328
Operating expenditures	26,425	26,025	24,895	1,130
Other expenditures	400	1,100	1,050	50
Fringe benefits and insurance	210,600	212,560	212,370	190
TOTAL PROBATE COURT	837,925	866,285	863,723	2,562
MUNICIPAL CRIMINAL PROSECUTIONS				
Personal services	1,520	1,520	1,520	0
Fringe benefits and insurance	281	281	158	123
TOTAL MUNI CRIMINAL PROSECUTIONS	1,801	1,801	1,678	123
COMMUNITY CORRECTIONS PLANNING				
Personal services	40,405	41,405	41,293	112
Fringe benefits and insurance	20,598	19,658	13,743	5,915
TOTAL COMM. CORRECTIONS PLANNING	61,003	61,063	55,036	6,027
TOTAL JUDICIAL AND PUBLIC SAFETY	33,809,517	35,143,443	34,747,623	395,820

LAKE COUNTY, OHIO

SCHEDULE OF REVENUES, EXPENDITURES AND CHANGES IN FUND BALANCES - BUDGET AND ACTUAL GENERAL FUND

(NON-GAAP BUDGETARY BASIS)

FOR THE YEAR ENDED DECEMBER 31, 2007

(Continued)

	BUDGETED AMOUNTS		ACTUAL AMOUNTS	VARIANCE WITH FINAL BUDGET POSITIVE (NEGATIVE)
	ORIGINAL	FINAL		
PUBLIC WORKS:				
ENGINEER				
Personal services	\$ 189,500	\$ 189,500	\$ 178,466	\$ 11,034
Materials and supplies	2,100	2,100	1,333	767
Contractual services	872	872	671	201
Operating expenditures	16,640	16,640	14,800	1,840
Other expenditures	228	728	567	161
Fringe benefits and insurance	64,471	67,456	65,210	2,246
Capital outlay	2,450	1,950	1,161	789
TOTAL ENGINEER	<u>276,261</u>	<u>279,246</u>	<u>262,208</u>	<u>17,038</u>
TOTAL PUBLIC WORKS	276,261	279,246	262,208	17,038
HUMAN SERVICES:				
SOLDIERS RELIEF COMMISSION				
Operating expenditures	650,000	698,000	697,796	204
TOTAL SOLDIERS RELIEF COMMISSION	<u>650,000</u>	<u>698,000</u>	<u>697,796</u>	<u>204</u>
VETERANS SERVICES				
Personal services	306,350	325,950	325,541	409
Materials and supplies	3,400	3,400	3,400	0
Contractual services	5,060	6,560	5,862	698
Operating expenditures	56,750	62,693	58,505	4,188
Other expenditures	600	600	570	30
Fringe benefits and insurance	107,150	109,315	109,254	61
Capital outlay	0	1,941	1,941	0
TOTAL VETERANS SERVICES	<u>479,310</u>	<u>510,459</u>	<u>505,073</u>	<u>5,386</u>
TOTAL HUMAN SERVICES	1,129,310	1,208,459	1,202,869	5,590
HEALTH:				
BOARD OF HEALTH				
Personal services	2,101	2,101	2,101	0
Materials and supplies	6,500	6,500	4,176	2,324
Contractual services	153,500	153,500	153,150	350
Other expenditures	15,680	19,567	18,079	1,488
Fringe benefits and insurance	336	336	333	3
TOTAL BOARD OF HEALTH	<u>178,117</u>	<u>182,004</u>	<u>177,839</u>	<u>4,165</u>
TOTAL HEALTH	178,117	182,004	177,839	4,165

LAKE COUNTY, OHIO

SCHEDULE OF REVENUES, EXPENDITURES AND CHANGES IN FUND BALANCES - BUDGET AND ACTUAL GENERAL FUND

(NON-GAAP BUDGETARY BASIS)

FOR THE YEAR ENDED DECEMBER 31, 2007

(Continued)

	BUDGETED AMOUNTS		ACTUAL AMOUNTS	VARIANCE WITH FINAL BUDGET POSITIVE (NEGATIVE)
	ORIGINAL	FINAL		
COMMUNITY AND ECONOMIC DEVELOPMENT:				
SOIL AND WATER CONSERVATION				
Operating expenditures	\$ 202,150	\$ 202,150	\$ 202,150	\$ 0
TOTAL SOIL AND WATER CONSERVATION	202,150	202,150	202,150	0
TOTAL COMMUNITY AND ECONOMIC DEVELOPMENT	202,150	202,150	202,150	0
TOTAL EXPENDITURES	50,227,264	51,574,490	50,512,182	1,062,308
EXCESS (DEFICIENCY) OF REVENUES OVER EXPENDITURES	3,410,023	447,463	6,402,815	5,955,352
OTHER FINANCING SOURCES (USES):				
Sale of capital assets	525,000	525,000	526,693	1,693
Advances - in	680,776	680,776	680,776	0
Transfers - in	1,386,404	1,386,404		(1,386,404)
Transfers - out	(6,463,486)	(6,040,736)	(6,006,334)	34,402
TOTAL OTHER FINANCING SOURCES (USES)	(3,871,306)	(3,448,556)	(4,798,865)	(1,350,309)
EXCESS (DEFICIENCY) OF REVENUES AND OTHER FINANCING SOURCES OVER EXPENDITURES AND OTHER USES	(461,283)	(3,001,093)	1,603,950	4,605,043
FUND BALANCE (DEFICIT) AT BEGINNING OF YEAR	21,632,137	21,632,137	21,632,137	0
Unexpended Prior Year Encumbrances	27,195	27,195	27,195	0
FUND BALANCE (DEFICIT) AT END OF YEAR	\$ 21,198,049	\$ 18,658,239	\$ 23,263,282	\$ 4,605,043

LAKE COUNTY, OHIO

COMBINING BALANCE SHEET NONMAJOR GOVERNMENTAL FUNDS

DECEMBER 31, 2007

	NONMAJOR SPECIAL REVENUE FUNDS	NONMAJOR DEBT SERVICE FUNDS	NONMAJOR CAPITAL PROJECT FUNDS	TOTAL NONMAJOR GOVERNMENTAL FUNDS
ASSETS:				
Equity in pooled cash and cash equivalents	\$ 33,664,642	\$	\$ 10,973,828	\$ 44,638,470
Receivables:				
Taxes	7,968,788			7,968,788
Accounts	298,865			298,865
Special assessments	2,010,273			2,010,273
Accrued interest	16,382			16,382
Due from other funds	108,335		163,081	271,416
Due from other governments	10,110,023		1,500	10,111,523
Materials and supplies inventory	729,145			729,145
Interfund receivable	660,000			660,000
Prepaid items	23,823		1,089	24,912
TOTAL ASSETS	\$ 55,590,276	\$ 0	\$ 11,139,498	\$ 66,729,774
LIABILITIES				
Accounts payable	\$ 2,044,851	\$	\$ 207,191	\$ 2,252,042
Accrued wages and benefits	426,602			426,602
Deferred revenue	11,414,937			11,414,937
Due to other funds	210,396		5,544	215,940
Due to other governments	551,538			551,538
Interfund payable	815,412			815,412
TOTAL LIABILITIES	15,463,736	0	212,735	15,676,471
FUND BALANCES				
Reserved for encumbrances	317,793		787,828	1,105,621
Reserved for inventory	729,145			729,145
Reserved for prepaid expenditures	23,823		1,089	24,912
Reserved for advances	660,000			660,000
Unreserved, Undesignated, Reported in:				
Special Revenue Funds	38,395,779			38,395,779
Capital Project Funds			10,137,846	10,137,846
TOTAL FUND BALANCES	40,126,540	0	10,926,763	51,053,303
TOTAL LIABILITIES AND FUND BALANCES	\$ 55,590,276	\$ 0	\$ 11,139,498	\$ 66,729,774

LAKE COUNTY, OHIO

COMBINING STATEMENT OF REVENUES, EXPENDITURES AND CHANGES IN FUND BALANCES NONMAJOR GOVERNMENTAL FUNDS

FOR THE YEAR ENDED DECEMBER 31, 2007

	NONMAJOR SPECIAL REVENUE FUNDS	NONMAJOR DEBT SERVICE FUNDS	NONMAJOR CAPITAL PROJECT FUNDS	TOTAL NONMAJOR GOVERNMENTAL FUNDS
REVENUES:				
Property taxes	\$ 7,350,159	\$	\$	\$ 7,350,159
Other taxes	846,550			846,550
Fees and charges for services	8,385,690		119,683	8,505,373
Licenses and permits	587,348			587,348
Fines and forfeitures	1,066,481			1,066,481
Intergovernmental	36,693,560			36,693,560
Special assessments	2,108,764			2,108,764
Investment earnings	242,182		57,541	299,723
Miscellaneous	2,213,440		53,359	2,266,799
TOTAL REVENUES	<u>59,494,174</u>	<u>0</u>	<u>230,583</u>	<u>59,724,757</u>
EXPENDITURES:				
CURRENT:				
General government	5,254,399			5,254,399
Judicial and public safety	8,555,610			8,555,610
Public works	11,724,779			11,724,779
Human services	26,952,566			26,952,566
Health	504,319			504,319
Community and economic development	4,371,622			4,371,622
Capital outlay			4,578,600	4,578,600
Debt service:				
Principal retirement		2,254,000		2,254,000
Interest and fiscal charges	3,754	1,196,100	26,437	1,226,291
Bond issuance costs			46,091	46,091
TOTAL EXPENDITURES	<u>57,367,049</u>	<u>3,450,100</u>	<u>4,651,128</u>	<u>65,468,277</u>
EXCESS (DEFICIENCY) OF REVENUES OVER EXPENDITURES	2,127,125	(3,450,100)	(4,420,545)	(5,743,520)
OTHER FINANCING SOURCES AND USES:				
Sale of capital assets	50,848			50,848
Proceeds of bonds			1,545,000	1,545,000
Premium on debt			4,439	4,439
Transfers - in	5,517,961	3,450,100	2,300,000	11,268,061
Transfers - out	(6,101,727)			(6,101,727)
TOTAL OTHER FINANCING SOURCES (USES)	<u>(532,918)</u>	<u>3,450,100</u>	<u>3,849,439</u>	<u>6,766,621</u>
NET CHANGE IN FUND BALANCES	1,594,207	0	(571,106)	1,023,101
FUND BALANCE (DEFICIT) AT BEGINNING OF YEAR	38,464,161	0	11,497,869	49,962,030
INCREASE (DECREASE) IN RESERVE FOR INVENTORY	68,172			68,172
FUND BALANCE (DEFICIT) AT END OF YEAR	<u>\$ 40,126,540</u>	<u>\$ 0</u>	<u>\$ 10,926,763</u>	<u>\$ 51,053,303</u>

LAKE COUNTY, OHIO

NONMAJOR SPECIAL REVENUE FUNDS

The Special Revenue Funds are used to account for specific revenue sources (other than Capital Projects or Debt Service) that require separate accounting because of legal provisions, regulatory provisions or administrative action.

PUBLIC ASSISTANCE: Administered by the Job & Family Services Department, this fund accounts for various State and Federal grants to provide public assistance to general relief recipients, pay their medical assistance providers and certain public social services. This fund includes Income Maintenance and Social Services.

WORKFORCE INVESTMENT ACT: Funded by the Federal Government, and passed through the State, the fund provides for comprehensive, coordinated workforce training programs for adult, youth and dislocated workers.

CHILDRENS SERVICES: Children's Services includes Child Welfare and the Caley Home. Administered by the Job & Family Services Department, this fund accounts for programs including foster care and clinical services.

CHILD SUPPORT ENFORCEMENT: Also administered by the Job & Family Services Department, this fund accounts for all child support payments and distributions.

YOUTH SERVICES GRANT: Revenue for Youth Services is received from a grant and funds youth employment projects, group homes and juvenile delinquency prevention programs.

FELONY DELINQUENT CUSTODY AND CARE: This fund accounts for expenses incurred from a probation program, administered by the Juvenile Court that assists juvenile felon offenders. Funding is provided by a state grant.

SENIOR CITIZENS SERVICES: Funding generated by a county-wide tax levy provides operating monies for the County's Council on Aging and the various senior citizens centers located in the County.

AUTO LICENSE AND GASOLINE TAX (AL & GT): This fund accounts for revenue received from motor vehicle licenses, gasoline tax and investment income. Monies are used for the operation of the County Engineer's department.

MUNICIPAL STREET IMPROVEMENT AND CONSTRUCTION: A portion of the Motor Vehicle License Tax is used for the improvement of state routes within the subdivisions of the County.

ADDITIONAL MOTOR VEHICLE TAX: Per the authority of the Ohio Revised Code and approved by the County Commissioners, revenue derived from this tax is used by the County Engineer to maintain roads throughout the County.

LAKE COUNTY, OHIO

NONMAJOR SPECIAL REVENUE FUNDS (CONTINUED)

STURBRIDGE DITCH: Per the authority of the Ohio Revised Code, this fund accounts for the maintenance of the drainage ditch for the Sturbridge subdivision. Revenue is generated from special assessments charged to property owners.

ENGINEER'S STORMWATER MAINTENANCE: This fund accounts for costs associated with the control/management of storm water runoff, as mandated by the Federal E.P.A.

DOG AND KENNEL: The Dog and Kennel Fund accounts for monies from the sale of dog licenses and animals at the pound. The Dog and Kennel Fund also receives revenue from fines collected in the municipal courts. The shelter provides animal control and protection.

MARRIAGE LICENSE: A portion of the marriage license fee charged by Probate Court provides financial assistance for the victims of domestic violence.

INDIGENT DRIVER DRUG TREATMENT: Funded by fees collected by the State and remitted to the County for driver's license reinstatements, this fund is used to account for expenditures for drug treatment services for indigent juvenile drivers.

NARCOTICS AGENCY: A property tax levy is the major source of funding for the Narcotics Agency. This agency combats the illegal trafficking of drugs and drug use in Lake County.

PHARMACY DIVERSION GRANT: Funded by a state grant, this fund is used to account for the expenditures incurred by the Narcotics Agency in combating the illegal use of pharmaceutical drugs.

FORENSIC CRIME LABORATORY: Revenue for the Forensic Laboratory is generated through a property tax levy and charges for services provided to subdivisions in and out of the County. The Crime Lab provides forensic investigative services for local and state and federal law enforcement agencies.

EMERGENCY MANAGEMENT AGENCY: The EMA is funded by Federal government matching funds. This agency provides disaster services protection to the citizens of the County.

EMERGENCY RESPONSE EQUIPMENT: Funded by fines assessed to businesses and/or individuals responsible for hazardous materials spills or violations, this fund accounts for expenditures associated with emergency response equipment replacement. Periodic subsidies from the general fund will be accounted for in this fund as transfers-in.

HOMELAND SECURITY: This fund accounts for Federal Grants received from the Federal Government's Department of Homeland Security, which can be expended on enhancing security throughout County facilities and within the County Sheriff's Department.

LAKE COUNTY, OHIO

NONMAJOR SPECIAL REVENUE FUNDS (CONTINUED)

FEMA FLOOD REIMBURSEMENTS: This fund accounts for all of the Federal Emergency Management Agency reimbursements to the political subdivisions that assisted the County in the aftermath of the July 2006 flood.

PROSECUTOR'S 4-D: Subsidized by the County's Job & Family Services Department, monies from this fund are used by the Prosecutor's Office for expenses incurred in the investigation and prosecution of individuals delinquent on their child support payments; and also for expenses incurred during the collection process of such accounts.

PROSECUTOR'S DELINQUENT TAX: Two and one-half percent of the delinquent tax collections of Lake County governmental entities are deposited into this fund. The revenue is used to defray any costs of the Prosecutor's department incurred during the collection of the delinquencies.

PROSECUTOR'S VICTIM/WITNESS ASSISTANCE: Funded by a state grant, this fund accounts for the expenses incurred by the Prosecutor's department in assisting victims of crimes and witnesses testifying for the Prosecutor's office.

SHERIFF'S MARINE PATROL: This fund accounts for a state grant which provides funding for a marine patrol division of the Sheriff's department. This division provides law enforcement along the waters of Lake Erie.

INDIGENT GUARDIANSHIP: This fund is to account for costs incurred in Probate Court cases involving guardianships of indigent individuals. Funding is provided by a \$30 fee applied to each indigent case.

PILOT PROBATION GRANT: Funded by a state grant, this fund accounts for certain expenses related to the Adult Probation Department.

800 MHZ COMMUNICATIONS SYSTEM: Revenue for this fund is received from the various governmental subdivisions and the County Sheriff's Department for fees to defray the costs involved in the maintenance of the County's emergency warning system.

450 MHZ PAGING SYSTEM: The maintenance and future upgrades of the County's pager system are the purposes of this fund. Revenues are generated by charges for services to County departments and other governmental and commercial entities equipped with the system.

EMERGENCY PLANNING: Grant money from the State provides revenue for the Emergency Planning Fund. This grant is for the handling of hazardous material and is administered by the Local Planning Committee (LEPC).

LAKE COUNTY, OHIO

NONMAJOR SPECIAL REVENUE FUNDS (CONTINUED)

DOMESTIC RELATIONS COURT 4-D: Subsidized by the County's Job & Family Services Department, monies from this fund are used to defray expenses incurred by the Domestic Relations Court during the judicial process of child support enforcement.

DOMESTIC RELATIONS COURT COMPUTERIZATION: Established by Ohio House Bill 405 this fund accounts for the collection of additional fines charged on certain Domestic Relations Court cases. The monies generated can only be used towards computerization of the Domestic Relations Court.

BEYOND THE MIDDLE PROGRAM: A state grant provides funding for this fund which accounts for expenditures incurred in the resolution of child custody and visitation disputes in the Domestic Relations Court.

JUVENILE COURT LEGAL RESEARCH: Established by Ohio House Bill 405, this fund accounts for the collection of additional fines charged on certain Juvenile Court cases. Expenditures of this fund can only be used for computerized legal research services for the Juvenile Court.

JUVENILE COURT COMPUTERIZATION: Established by Ohio House Bill 405, this fund accounts for the collection of additional fines charged on certain Juvenile Court cases. The monies generated can only be used towards computerization of the Juvenile Court.

JUVENILE COURT INCREASED ACCOUNTABILITY: A State grant provides funding to the County to provide medical assessments of incarcerated juveniles.

JUVENILE COURT IV-D: Subsidized by the County's Job & Family Services Department, monies from this fund are used to defray expenses incurred by the Juvenile Court during the judicial process of child support enforcement.

CERTIFICATE OF TITLE ADMINISTRATION: Established by Ohio House Bill 154, this fund accounts for the collection of a \$1 fee for each certificate of title issued by the Clerk of Courts office. Expenditure of these fees can only be used to pay the costs incurred by the Clerk of Courts in processing titles.

CLERK OF COURTS COMPUTERIZATION: Established by Ohio House Bill 405, this fund accounts for the collection of additional fines charged on certain Common Pleas Court cases. The monies generated can only be used towards computerization of the Clerk of Courts office.

BUFFER ZONE PROTECTION: Funded by Federal Homeland Security Grants this fund accounts for equipment and other expenses for protection of the area surrounding the Perry Nuclear Power Plant.

LAKE COUNTY, OHIO

NONMAJOR SPECIAL REVENUE FUNDS (CONTINUED)

SHERIFF'S DRUG/ALCOHOL TREATMENT PROGRAM: Funded jointly through state grants and county subsidies, expenditures for this fund are for medical treatment and rehabilitation services for inmates in the County's Detention Facility who have chemical dependencies.

CONCEALED HANDGUN LICENSES: As provided for by Ohio Revised Code Section 311.42, this fund accounts for the fees collected for the issuance of licenses required in order to carry a handgun. Expenditures from this fund are to pay for operational costs of the license program and educational programs regarding handguns.

COMMON PLEAS COURT COMPUTERIZATION: Established by Ohio House Bill 405, this fund accounts for the collection of additional fines charged on certain Common Pleas Court cases. The monies generated can only be used towards computerization of the individual Common Pleas Courts.

COMMON PLEAS COURT DRUG/ALCOHOL TREATMENT: Funded by court fines from the Common Pleas Courts, this fund is used to account for drug/alcohol treatment services for indigent adult drivers.

COMMON PLEAS COURT PROJECT #1: As provided for by Ohio Revised Code Section 2303.301(A) (1), this fund accounts for fees on civil actions and judgments to be used to improve computer technology throughout the General Division of the Common Pleas Court.

COMMON PLEAS COURT PROJECT #2: As provided for by Ohio Revised Code Section 2303.301(E)(1), this fund accounts for fees on civil actions and judgments to be used for the employment, training and education of Magistrates, and the provision of mediation and dispute resolution services.

PROBATE COURT COMPUTERIZATION: Established by Ohio House Bill 405, this fund accounts for the collection of additional fines charged on certain Probate Court cases. The monies generated can only be used towards computerization of the Probate Court.

PROBATION SUPERVISION FEES: The fund accounts for the \$10.00 per month fee charged to offenders who are sentenced to probation under Senate Bill 2. These monies are used to fund the Adult Probation Department.

JAIL REDUCTION GRANT: Funded by a state grant, this fund accounts for the costs of the County's "house arrest" program. The house arrest program involves monitoring the location of the respective offenders through the use of electronic supervision equipment. One of the purposes of this program is to free up cells in the County's Detention Facility by having the offenders confined to their own residence. Only "non-threatening" offenders are considered for this program.

LAKE COUNTY, OHIO

NONMAJOR SPECIAL REVENUE FUNDS (CONTINUED)

PROBATE COURT CONDUCT OF BUSINESS: As provided for by Ohio Revised Code Section 2101.19, this fund accounts for all monies received from the sale of merchandise to be used in connection with any license, order, or document issued by the Probate Court. The monies so received shall be used solely for the conduct of business of the Probate Court.

PROBATE COURT MEDIATION: This fund accounts for fees that are assessed on civil actions or proceedings. The fees are utilized by the Court to provide mediation services for the resolution of disputes between parties to any civil action or proceeding.

LAW ENFORCEMENT TERRORISM: A federal grant program to aid law enforcement departments in preparing for, detecting, deterring, preventing and responding to threatened or actual terrorist events.

TELECOMMUNICATIONS: Revenue for this fund is generated from billing charges to departments for repairs, installation and travel time for services rendered. Monies provided are utilized to offset operational expenses of the Telecommunications Department, which is responsible for the installation, operation and maintenance of the County's various telecommunications systems.

WIRELESS GOVERNMENT ACCESS: A \$0.32 monthly charge is added to each Lake County cellular phone to fund the enhanced 911 communications network which will provide locations of cell phone users in need of emergency assistance.

REAL ESTATE ASSESSMENT: This fund accounts for monies collected from tax settlements from political subdivisions to finance the appraisal of real property within the County.

TREASURER'S DELINQUENT TAX: Two and one-half percent of delinquent tax collections of Lake County governmental entities are deposited into this fund. The revenue is used to defray costs of the Treasurer's department incurred during the collection of the delinquencies.

COUNTY RECORDER'S EQUIPMENT: Established by Ohio House Bill 152, this fund accounts for the collection of fees charged by the County Recorder for the filing or recording of legal documents. Expenditure of these fees can only be used for the purchase, lease, etc. of micrographic or other equipment for the Recorder.

HOTEL/MOTEL TAX ADMINISTRATION: This fund accounts for the collection and distribution of the County's hotel/motel tax to the County Visitor's Bureau.

LAKE COUNTY, OHIO

NONMAJOR SPECIAL REVENUE FUNDS (CONTINUED)

GEOGRAPHIC INFORMATION SYSTEM: This fund accounts for the activity of the Geographic Information System (GIS) Department. This department was created by the Commissioners to develop and maintain a geographic mapping database which, when fully operational, can be utilized by virtually any county department, political subdivision and the public to produce a map outlining such items as municipal, school and voting precinct boundaries, utility connections, topography information, telecommunications data and lines, emergency personnel routes, etc. Funding is provided by transfers from the County General Fund, the Real Estate Assessment Fund and the Additional Motor Vehicle Tax Fund.

HOME PROGRAM: This program, funded by the U.S. Department of Housing and Urban Development, provides housing rehabilitation services for the elderly and low-income residents of the County.

COASTAL FEASIBILITY STUDY: This fund accounts for a grant to conduct the County's "Coastal Plan Preliminary Feasibility Study".

CLEAN OHIO GRANT: A State grant was obtained by the County to assist in the cleanup of a former brownfield site within the County.

COMMUNITY AND ECONOMIC DEVELOPMENT BLOCK GRANT: The Community Development Block Grant (CDBG) aids in the rehabilitation and new construction of underdeveloped areas on a County-wide basis.

LAKE COUNTY, OHIO

COMBINING BALANCE SHEET NONMAJOR SPECIAL REVENUE FUNDS

DECEMBER 31, 2007

	PUBLIC ASSISTANCE	WORKFORCE INVESTMENT ACT	CHILDRENS SERVICES	CHILD SUPPORT ENFORCEMENT
ASSETS				
Equity in pooled cash and cash equivalents	\$ 584,661	\$ 95,311	\$ 9,746,807	\$ 864,331
Net receivables:				
Taxes			3,068,326	
Accounts	9,168	3,469	1	
Special assessments				
Accrued interest				
Due from other funds				
Due from other governments	498,467	2,694,208	755,081	99,018
Materials and supplies inventory				
Interfund receivable				
Prepaid items	3,158		1,246	
TOTAL ASSETS	\$ 1,095,454	\$ 2,792,988	\$ 13,571,461	\$ 963,349
LIABILITIES				
Accounts payable	\$ 667,788	\$ 119,919	\$ 288,554	\$ 14,325
Accrued wages and benefits	129,902		19,342	30,438
Deferred revenue			3,068,326	
Due to other funds	18,249		5,466	96,027
Due to other governments	204,683	44,078	16,240	25,018
Interfund payable				
TOTAL LIABILITIES	1,020,622	163,997	3,397,928	165,808
FUND BALANCES				
Reserved for encumbrances				
Reserved for inventories				
Reserved for prepaid expenditures	3,158		1,246	
Reserved for advances				
Unreserved/undesignated	71,674	2,628,991	10,172,287	797,541
TOTAL FUND BALANCES	74,832	2,628,991	10,173,533	797,541
TOTAL LIABILITIES AND FUND BALANCES	\$ 1,095,454	\$ 2,792,988	\$ 13,571,461	\$ 963,349

(Continued)

YOUTH SERVICES GRANT	FELONY DELINQUENT CARE AND CUSTODY	SENIOR CITIZENS SERVICES	AUTO LICENSE AND GASOLINE TAX	MUNICIPAL STREET IMPROVEMENT AND CONSTRUCTION	ADDITIONAL MOTOR VEHICLE TAX	STURBRIDGE DITCH
\$ 581,047	\$ 1,025,649	\$ 0	\$ 2,429,345	\$ 883,236	\$ 478,703	\$ 0
		2,511,535				
			9,267	3,814	3,301	
			384			
	473,526		2,906,403	404,015	809,509	
			729,145			
					660,000	
100	311					
<u>\$ 581,147</u>	<u>\$ 1,499,486</u>	<u>\$ 2,511,535</u>	<u>\$ 6,074,544</u>	<u>\$ 1,291,065</u>	<u>\$ 1,951,513</u>	<u>\$ 0</u>
\$ 5,856	\$ 38,553	\$	\$ 192,604	\$ 49,959	\$ 12,545	\$
4,804	8,444		79,947	12,888	626	
		2,511,535	2,420,521	341,449	684,179	
121	1,832		951			
4,494	7,137		62,318	9,719	539	
15,275	55,966	2,511,535	2,756,341	414,015	697,889	0
	56		51,540	6,269	15,226	
			729,145			
100	311					
<u>565,772</u>	<u>1,443,153</u>		<u>2,537,518</u>	<u>870,781</u>	<u>1,238,398</u>	<u>0</u>
<u>565,872</u>	<u>1,443,520</u>	<u>0</u>	<u>3,318,203</u>	<u>877,050</u>	<u>1,253,624</u>	<u>0</u>
<u>\$ 581,147</u>	<u>\$ 1,499,486</u>	<u>\$ 2,511,535</u>	<u>\$ 6,074,544</u>	<u>\$ 1,291,065</u>	<u>\$ 1,951,513</u>	<u>\$ 0</u>

LAKE COUNTY, OHIO

COMBINING BALANCE SHEET NONMAJOR SPECIAL REVENUE FUNDS (CONTINUED)

DECEMBER 31, 2007

	ENGINEER'S STORM WATER MAINTENANCE	DOG AND KENNEL	MARRIAGE LICENSE	INDIGENT DRIVER DRUG TREATMENT
ASSETS				
Equity in pooled cash and cash equivalents	\$ 1,800,915	\$ 190,497	\$ 26,251	\$ 4,138
Net receivables:				
Taxes				
Accounts		14,368	2,398	
Special assessments	2,010,273			
Accrued interest				
Due from other funds				
Due from other governments		1,284		
Materials and supplies inventory				
Interfund receivable				
Prepaid items	402	638		
TOTAL ASSETS	\$ 3,811,590	\$ 206,787	\$ 28,649	\$ 4,138
LIABILITIES				
Accounts payable	\$ 19,869	\$ 2,935	\$ 26,251	\$
Accrued wages and benefits	4,860	6,192		
Deferred revenue				
Due to other funds	530	1,643		
Due to other governments	37,863	11,944		
Interfund payable	660,000			
TOTAL LIABILITIES	723,122	22,714	26,251	0
FUND BALANCES				
Reserved for encumbrances	128,268			
Reserved for inventories				
Reserved for prepaid expenditures	402	638		
Reserved for advances	660,000			
Unreserved/undesignated	2,299,798	183,435	2,398	4,138
TOTAL FUND BALANCES	3,088,468	184,073	2,398	4,138
TOTAL LIABILITIES AND FUND BALANCES	\$ 3,811,590	\$ 206,787	\$ 28,649	\$ 4,138

(Continued)

NARCOTICS AGENCY	PHARMACY DIVERSION GRANT	FORENSIC CRIME LABORATORY	EMERGENCY MANAGEMENT AGENCY	EMERGENCY RESPONSE EQUIPMENT	HOMELAND SECURITY	FEMA FLOOD REIMBURSE- MENTS
\$ 2,519,738	\$ 10,013	\$ 4,284,616	\$ 86,470	\$ 10,172	\$ 9,618	\$ 0
1,068,624		1,320,303	14,283			
100						
4,199	8,350	163,637	65,096		270,500	
8,655		1,803	4,610			
<u>\$ 3,601,316</u>	<u>\$ 18,363</u>	<u>\$ 5,770,359</u>	<u>\$ 170,459</u>	<u>\$ 10,172</u>	<u>\$ 280,118</u>	<u>\$ 0</u>
\$ 13,828	\$	\$ 45,138	\$ 3,355	\$	\$ 11,197	\$
20,423		15,114	4,272			
1,068,624		1,320,303				
2,395		711	1,769			
18,072		14,454	3,595		7,042	
1,123,342	0	1,395,720	12,991	0	18,239	0
8,655		1,803	4,610			
<u>2,469,319</u>	<u>18,363</u>	<u>4,372,836</u>	<u>152,858</u>	<u>10,172</u>	<u>261,879</u>	<u>0</u>
<u>2,477,974</u>	<u>18,363</u>	<u>4,374,639</u>	<u>157,468</u>	<u>10,172</u>	<u>261,879</u>	<u>0</u>
<u>\$ 3,601,316</u>	<u>\$ 18,363</u>	<u>\$ 5,770,359</u>	<u>\$ 170,459</u>	<u>\$ 10,172</u>	<u>\$ 280,118</u>	<u>\$ 0</u>

LAKE COUNTY, OHIO

COMBINING BALANCE SHEET NONMAJOR SPECIAL REVENUE FUNDS (CONTINUED)

DECEMBER 31, 2007

	PROSECUTOR'S 4-D	PROSECUTOR'S DELINQUENT TAX	PROSECUTOR'S VICTIM/ WITNESS ASSISTANCE	SHERIFF'S MARINE PATROL
ASSETS				
Equity in pooled cash and cash equivalents	\$ 72,107	\$ 1,638,374	\$ 160,563	\$ 99,766
Net receivables:				
Taxes				
Accounts		1,064		
Special assessments				
Accrued interest				
Due from other funds	51,001			
Due from other governments			172,308	
Materials and supplies inventory				
Interfund receivable				
Prepaid items				396
TOTAL ASSETS	\$ 123,108	\$ 1,639,438	\$ 332,871	\$ 100,162
LIABILITIES				
Accounts payable	\$ 5,333	\$ 8,744	\$ 2,605	\$ 991
Accrued wages and benefits	11,552	4,500	4,200	
Deferred revenue				
Due to other funds	292			
Due to other governments	9,985	3,618	4,434	611
Interfund payable				
TOTAL LIABILITIES	27,162	16,862	11,239	1,602
FUND BALANCES				
Reserved for encumbrances		100		
Reserved for inventories				
Reserved for prepaid expenditures				396
Reserved for advances				
Unreserved/undesignated	95,946	1,622,476	321,632	98,164
TOTAL FUND BALANCES	95,946	1,622,576	321,632	98,560
TOTAL LIABILITIES AND FUND BALANCES	\$ 123,108	\$ 1,639,438	\$ 332,871	\$ 100,162

(Continued)

INDIGENT GUARDIANSHIP	PILOT PROBATION GRANT	800 MHZ COMMUNI- CATIONS SYSTEM	450 MHZ PAGING SYSTEM	EMERGENCY PLANNING	DOMESTIC RELATIONS COURT 4-D	DOMESTIC RELATIONS COURT COMPUTER- IZATION
\$ 6,001	\$ 83,970	\$ 36,590	\$ 103,045	\$ 102,509	\$ 19,259	\$ 28,883
2,457						3,336
	197,081	4,834			22,340	
		502				
<u>\$ 8,458</u>	<u>\$ 281,051</u>	<u>\$ 41,926</u>	<u>\$ 103,045</u>	<u>\$ 102,509</u>	<u>\$ 41,599</u>	<u>\$ 32,219</u>
\$ 2,640	\$ 8,494 4,684	\$ 2,843	\$	\$ 183 224	\$ 2,178 4,612	\$
	3,940	832		247	85 4,016	
2,640	17,118	3,675	0	654	10,891	0
		2,988				
		502				
<u>5,818</u>	<u>263,933</u>	<u>34,761</u>	<u>103,045</u>	<u>101,855</u>	<u>30,708</u>	<u>32,219</u>
<u>5,818</u>	<u>263,933</u>	<u>38,251</u>	<u>103,045</u>	<u>101,855</u>	<u>30,708</u>	<u>32,219</u>
<u>\$ 8,458</u>	<u>\$ 281,051</u>	<u>\$ 41,926</u>	<u>\$ 103,045</u>	<u>\$ 102,509</u>	<u>\$ 41,599</u>	<u>\$ 32,219</u>

LAKE COUNTY, OHIO

COMBINING BALANCE SHEET NONMAJOR SPECIAL REVENUE FUNDS (CONTINUED)

DECEMBER 31, 2007

	BEYOND THE MIDDLE PROGRAM	JUVENILE COURT LEGAL RESEARCH	JUVENILE COURT COMPUTER- IZATION	JUVENILE COURT INCREASED ACCOUNT- ABILITY
ASSETS				
Equity in pooled cash and cash equivalents	\$ 96,956	\$ 16,242	\$ 118,992	\$ 0
Net receivables:				
Taxes				
Accounts	225	336	2,210	
Special assessments				
Accrued interest				
Due from other funds				
Due from other governments				
Materials and supplies inventory				
Interfund receivable				
Prepaid items				
TOTAL ASSETS	<u>\$ 97,181</u>	<u>\$ 16,578</u>	<u>\$ 121,202</u>	<u>\$ 0</u>
LIABILITIES				
Accounts payable	\$	\$	\$ 12,000	\$
Accrued wages and benefits				
Deferred revenue				
Due to other funds			142	
Due to other governments	1,690			
Interfund payable			155,412	
TOTAL LIABILITIES	1,690	0	167,554	
FUND BALANCES				
Reserved for encumbrances			58,188	
Reserved for inventories				
Reserved for prepaid expenditures				
Reserved for advances				
Unreserved/undesignated	<u>95,491</u>	<u>16,578</u>	<u>(104,540)</u>	<u>0</u>
TOTAL FUND BALANCES	<u>95,491</u>	<u>16,578</u>	<u>(46,352)</u>	<u>0</u>
TOTAL LIABILITIES AND FUND BALANCES	<u>\$ 97,181</u>	<u>\$ 16,578</u>	<u>\$ 121,202</u>	<u>\$ 0</u>

(Continued)

JUVENILE COURT IV-D	CERTIFICATE OF TITLE ADMINISTRATION	CLERK OF COURTS COMPUTERIZATION	BUFFER ZONE PROTECTION	SHERIFF'S DRUG / ALCOHOL TREATMENT PROGRAM	CONCEALED HANDGUN LICENSES	COMMON PLEAS COURT COMPUTERIZATION
\$ 2,965	\$ 153,858	\$ 207,587	\$ 0	\$ 131,639	\$ 46,691	\$ 39,198
16,323	66,068	5,621			189	795
15,935			11,334	11,137		
<u>\$ 35,223</u>	<u>\$ 219,926</u>	<u>\$ 213,208</u>	<u>\$ 11,334</u>	<u>\$ 142,776</u>	<u>\$ 46,880</u>	<u>\$ 39,993</u>
\$ 1,629 2,915	\$ 16,959 15,593	\$ 5,171	\$	\$ 1,849 2,218	\$ 780	\$
1,283 3,029	573 12,682	4,351		1,702	127 2,382	
8,856	45,807	9,522	0	5,769	3,289	0
	131	2,809		2,980		
<u>26,367</u>	<u>173,988</u>	<u>200,877</u>	<u>11,334</u>	<u>134,027</u>	<u>43,591</u>	<u>39,993</u>
<u>26,367</u>	<u>174,119</u>	<u>203,686</u>	<u>11,334</u>	<u>137,007</u>	<u>43,591</u>	<u>39,993</u>
<u>\$ 35,223</u>	<u>\$ 219,926</u>	<u>\$ 213,208</u>	<u>\$ 11,334</u>	<u>\$ 142,776</u>	<u>\$ 46,880</u>	<u>\$ 39,993</u>

LAKE COUNTY, OHIO

COMBINING BALANCE SHEET NONMAJOR SPECIAL REVENUE FUNDS (CONTINUED)

DECEMBER 31, 2007

	COMMON PLEAS COURT DRUG/ ALCOHOL TREATMENT	COMMON PLEAS COURT PROJECT #1	COMMON PLEAS COURT PROJECT #2	PROBATE COURT COMPUTER- IZATION
ASSETS				
Equity in pooled cash and cash equivalents	\$ 9,600	\$ 664,732	\$ 461,585	\$ 310,306
Net receivables:				
Taxes				
Accounts	37	30,459	13,350	4,798
Special assessments				
Accrued interest				
Due from other funds				
Due from other governments				
Materials and supplies inventory				
Interfund receivable				
Prepaid items				
TOTAL ASSETS	\$ 9,637	\$ 695,191	\$ 474,935	\$ 315,104
LIABILITIES				
Accounts payable	\$	\$ 6,615	\$ 466	\$ 1,643
Accrued wages and benefits			1,010	
Deferred revenue				
Due to other funds				
Due to other governments			868	
Interfund payable				
TOTAL LIABILITIES	0	6,615	2,344	1,643
FUND BALANCES				
Reserved for encumbrances				
Reserved for inventories				
Reserved for prepaid expenditures				
Reserved for advances				
Unreserved/undesignated	9,637	688,576	472,591	313,461
TOTAL FUND BALANCES	9,637	688,576	472,591	313,461
TOTAL LIABILITIES AND FUND BALANCES	\$ 9,637	\$ 695,191	\$ 474,935	\$ 315,104

(Continued)

PROBATION SUPERVISION FEES	JAIL REDUCTION GRANT	PROBATE COURT CONDUCT OF BUSINESS	PROBATE COURT MEDIATION	LAW ENFORCEMENT TERRORISM	TELE- COMMUNI- CATIONS	WIRELESS GOVERNMENT ACCESS
\$ 73,209	\$ 53,542	\$ 1,915	\$ 34,667	\$ 1,971	\$ 67,901	\$ 744,354
		62	895		777	56,713
	45,225			48,299	18,675 3,202	
					502	
<u>\$ 73,209</u>	<u>\$ 98,767</u>	<u>\$ 1,977</u>	<u>\$ 35,562</u>	<u>\$ 50,270</u>	<u>\$ 91,057</u>	<u>\$ 801,067</u>
\$	\$ 4,244 569	\$	\$	\$ 19,162	\$ 14,447 14,063	\$ 910
	424			1,971	1,279 12,007	44,518
0	5,237	0	0	21,133	41,796	45,428
					102	
					502	
<u>73,209</u>	<u>93,530</u>	<u>1,977</u>	<u>35,562</u>	<u>29,137</u>	<u>48,657</u>	<u>755,639</u>
<u>73,209</u>	<u>93,530</u>	<u>1,977</u>	<u>35,562</u>	<u>29,137</u>	<u>49,261</u>	<u>755,639</u>
<u>\$ 73,209</u>	<u>\$ 98,767</u>	<u>\$ 1,977</u>	<u>\$ 35,562</u>	<u>\$ 50,270</u>	<u>\$ 91,057</u>	<u>\$ 801,067</u>

LAKE COUNTY, OHIO

COMBINING BALANCE SHEET NONMAJOR SPECIAL REVENUE FUNDS (CONTINUED)

DECEMBER 31, 2007

	REAL ESTATE ASSESSMENT	TREASURER'S DELINQUENT TAX	COUNTY RECORDER'S EQUIPMENT	HOTEL / MOTEL
ASSETS				
Equity in pooled cash and cash equivalents	\$ 679,623	\$ 956,614	\$ 507,512	\$ 77,308
Net receivables:				
Taxes				
Accounts	35		636	48,692
Special assessments				
Accrued interest				
Due from other funds				
Due from other governments				
Materials and supplies inventory				
Interfund receivable				
Prepaid items	804	696		
TOTAL ASSETS	<u>\$ 680,462</u>	<u>\$ 957,310</u>	<u>\$ 508,148</u>	<u>\$ 126,000</u>
LIABILITIES				
Accounts payable	\$ 9,506	\$ 2,314	\$	\$ 265
Accrued wages and benefits	12,805	5,412		575
Deferred revenue				
Due to other funds	10,014	135		8
Due to other governments	11,763	4,638		525
Interfund payable				
TOTAL LIABILITIES	44,088	12,499	0	1,373
FUND BALANCES				
Reserved for encumbrances	29,136			
Reserved for inventories				
Reserved for prepaid expenditures	804	696		
Reserved for advances				
Unreserved/undesignated	606,434	944,115	508,148	124,627
TOTAL FUND BALANCES	<u>636,374</u>	<u>944,811</u>	<u>508,148</u>	<u>124,627</u>
TOTAL LIABILITIES AND FUND BALANCES	<u>\$ 680,462</u>	<u>\$ 957,310</u>	<u>\$ 508,148</u>	<u>\$ 126,000</u>

GEOGRAPHIC INFORMATION SYSTEM	HOME PROGRAM	COASTAL FEASIBILITY STUDY	CLEAN OHIO GRANT	COMMUNITY DEVELOPMENT BLOCK GRANT	TOTALS
\$ 17,368	\$ 161,647	\$ 294	\$ 0	\$ 43,781	\$ 33,664,642
					7,968,788
					298,865
					2,010,273
					16,382
					108,335
	1,531		381,370	80,409	10,110,023
					729,145
					660,000
					23,823
<u>\$ 17,368</u>	<u>\$ 163,178</u>	<u>\$ 294</u>	<u>\$ 381,370</u>	<u>\$ 124,190</u>	<u>\$ 55,590,276</u>
\$ 2,365	\$	\$	\$ 381,370	\$ 16,469	\$ 2,044,851
4,418					426,602
					11,414,937
155	1,531			15,377	210,396
3,810					551,538
					815,412
<u>10,748</u>	<u>1,531</u>	<u>0</u>	<u>381,370</u>	<u>31,846</u>	<u>15,463,736</u>
				20,000	317,793
					729,145
					23,823
					660,000
<u>6,620</u>	<u>161,647</u>	<u>294</u>	<u></u>	<u>72,344</u>	<u>38,395,779</u>
<u>6,620</u>	<u>161,647</u>	<u>294</u>	<u>0</u>	<u>92,344</u>	<u>40,126,540</u>
<u>\$ 17,368</u>	<u>\$ 163,178</u>	<u>\$ 294</u>	<u>\$ 381,370</u>	<u>\$ 124,190</u>	<u>\$ 55,590,276</u>

LAKE COUNTY, OHIO

COMBINING STATEMENT OF REVENUES, EXPENDITURES AND CHANGES IN FUND BALANCES NONMAJOR SPECIAL REVENUE FUNDS

FOR THE YEAR ENDED DECEMBER 31, 2007

	PUBLIC ASSISTANCE	WORKFORCE INVESTMENT ACT	CHILDRENS SERVICES	CHILD SUPPORT ENFORCEMENT
REVENUES:				
Property taxes	\$	\$	\$ 3,257,517	\$
Other taxes			4,565	
Fees and charges for services			1,325,427	
Licenses and permits				
Fines and forfeitures				
Intergovernmental	9,278,712	2,653,470	3,378,959	2,947,257
Special assessments				
Investment earnings				
Miscellaneous	481,701	9,702	43,993	676,300
TOTAL REVENUES	9,760,413	2,663,172	8,010,461	3,623,557
EXPENDITURES:				
CURRENT:				
General government				
Judicial and public safety				
Public works				
Human services	14,336,141	1,583,835	4,765,356	3,140,105
Health				
Community and economic development				
Debt Service:				
Principal retirement				
Interest and fiscal charges				
TOTAL EXPENDITURES	14,336,141	1,583,835	4,765,356	3,140,105
EXCESS (DEFICIENCY) OF REVENUES OVER EXPENDITURES	(4,575,728)	1,079,337	3,245,105	483,452
OTHER FINANCING SOURCES (USES):				
Sale of capital assets	111		46,000	
Inception of capital lease				
Transfers - in	4,293,433			566,851
Transfers - out		(412,147)	(2,650,000)	(720,560)
TOTAL OTHER FINANCING SOURCES (USES)	4,293,544	(412,147)	(2,604,000)	(153,709)
NET CHANGE IN FUND BALANCES	(282,184)	667,190	641,105	329,743
FUND BALANCE (DEFICIT) AT BEGINNING OF YEAR	357,016	1,961,801	\$ 9,532,428	\$ 467,798
INCREASE (DECREASE) IN RESERVE FOR INVENTORY				
FUND BALANCE (DEFICIT) AT END OF YEAR	\$ 74,832	\$ 2,628,991	\$ 10,173,533	\$ 797,541

(Continued)

YOUTH SERVICES GRANT	FELONY DELINQUENT CARE AND CUSTODY	SENIOR CITIZENS SERVICES	AUTO LICENSE AND GASOLINE TAX	MUNICIPAL STREET IMPROVEMENT AND CONSTRUCTION	ADDITIONAL MOTOR VEHICLE TAX	STURBRIDGE DITCH
\$	\$	\$ 1,524,894 2,116	\$	\$	\$	\$
361,184	946,684	305,431	215,275 6,710,148	820,039	2,413,130	
200	616	5,062	98,631 147,966	51,074 497,862	92,477 20,377	
361,384	947,300	1,837,503	7,172,020	1,368,975	2,525,984	0
318,817	967,289	1,841,023	6,789,153	1,503,515	2,270,646	2,007
			3,754			
318,817	967,289	1,841,023	6,792,907	1,503,515	2,270,646	2,007
42,567	(19,989)	(3,520)	379,113	(134,540)	255,338	(2,007)
					(2,100,000)	
0	0	0	0	0	(2,100,000)	0
42,567	(19,989)	(3,520)	379,113	(134,540)	(1,844,662)	(2,007)
\$ 523,305	\$ 1,463,509	\$ 3,520	\$ 2,870,918	\$ 1,011,590	\$ 3,098,286	\$ 2,007
			68,172			
\$ 565,872	\$ 1,443,520	\$ 0	\$ 3,318,203	\$ 877,050	\$ 1,253,624	\$ 0

LAKE COUNTY, OHIO

COMBINING STATEMENT OF REVENUES, EXPENDITURES AND CHANGES IN FUND BALANCES NONMAJOR SPECIAL REVENUE FUNDS (CONTINUED)

FOR THE YEAR ENDED DECEMBER 31, 2007

	ENGINEER'S STORM WATER MAINTENANCE	DOG AND KENNEL	MARRIAGE LICENSE	INDIGENT DRIVER DRUG TREATMENT
REVENUES:				
Property taxes	\$	\$	\$	\$
Other taxes				
Fees and charges for services		49,298	24,765	
Licenses and permits		478,607	22,032	
Fines and forfeitures		12,032		
Intergovernmental	8,055			562
Special assessments	2,108,764			
Investment earnings				
Miscellaneous	4,134	12,275		
TOTAL REVENUES	2,120,953	552,212	46,797	562
EXPENDITURES:				
CURRENT:				
General government				
Judicial and public safety				
Public works	1,159,458			
Human services				
Health		456,936	47,383	
Community and economic development				
Debt Service:				
Principal retirement				
Interest and fiscal charges				
TOTAL EXPENDITURES	1,159,458	456,936	47,383	0
EXCESS (DEFICIENCY) OF REVENUES OVER EXPENDITURES	961,495	95,276	(586)	562
OTHER FINANCING SOURCES (USES):				
Sale of capital assets		550		
Inception of capital lease				
Transfers - in				
Transfers - out				
TOTAL OTHER FINANCING SOURCES (USES)	0	550	0	0
NET CHANGE IN FUND BALANCES	961,495	95,826	(586)	562
FUND BALANCE (DEFICIT) AT BEGINNING OF YEAR	\$ 2,126,973	\$ 88,247	\$ 2,984	\$ 3,576
INCREASE (DECREASE) IN RESERVE FOR INVENTORY				
FUND BALANCE (DEFICIT) AT END OF YEAR	\$ <u>3,088,468</u>	\$ <u>184,073</u>	\$ <u>2,398</u>	\$ <u>4,138</u>

(Continued)

NARCOTICS AGENCY	PHARMACY DIVERSION GRANT	FORENSIC CRIME LABORATORY	EMERGENCY MANAGEMENT AGENCY	EMERGENCY RESPONSE EQUIPMENT	HOMELAND SECURITY	FEMA FLOOD REIMBURSE- MENTS
\$ 1,166,690 1,625	\$	\$ 1,401,058 1,959	\$	\$	\$	\$
8,691 291,258	36,780	384,354			261,512	484,187
<u>67,581</u>		<u>99,833</u>	<u>37,711</u>			
1,535,845	36,780	1,887,204	37,711	0	261,512	484,187
1,444,166	41,791	1,347,457	361,392	1,467	216,535	611,230
<u>1,444,166</u>	<u>41,791</u>	<u>1,347,457</u>	<u>361,392</u>	<u>1,467</u>	<u>216,535</u>	<u>611,230</u>
91,679	(5,011)	539,747	(323,681)	(1,467)	44,977	(127,043)
4,076		30	50			
		(119,020)	268,691			
<u>4,076</u>	<u>0</u>	<u>(118,990)</u>	<u>268,741</u>	<u>0</u>	<u>0</u>	<u>0</u>
95,755	(5,011)	420,757	(54,940)	(1,467)	44,977	(127,043)
\$ 2,382,219	\$ 23,374	\$ 3,953,882	\$ 212,408	\$ 11,639	\$ 216,902	\$ 127,043
<u>\$ 2,477,974</u>	<u>\$ 18,363</u>	<u>\$ 4,374,639</u>	<u>\$ 157,468</u>	<u>\$ 10,172</u>	<u>\$ 261,879</u>	<u>\$ 0</u>

LAKE COUNTY, OHIO

COMBINING STATEMENT OF REVENUES, EXPENDITURES AND CHANGES IN FUND BALANCES NONMAJOR SPECIAL REVENUE FUNDS (CONTINUED)

FOR THE YEAR ENDED DECEMBER 31, 2007

	PROSECUTOR'S 4-D	PROSECUTOR'S DELINQUENT TAX	PROSECUTOR'S VICTIM/ WITNESS ASSISTANCE	SHERIFF'S MARINE PATROL
REVENUES:				
Property taxes	\$	\$	\$	\$
Other taxes				
Fees and charges for services	689,107	391,164		
Licenses and permits				
Fines and forfeitures				
Intergovernmental			256,419	24,286
Special assessments				
Investment earnings				
Miscellaneous	200	50	24,394	
TOTAL REVENUES	689,307	391,214	280,813	24,286
EXPENDITURES:				
CURRENT:				
General government				
Judicial and public safety	692,155	299,285	338,467	51,116
Public works				
Human services				
Health				
Community and economic development				
Debt Service:				
Principal retirement				
Interest and fiscal charges				
TOTAL EXPENDITURES	692,155	299,285	338,467	51,116
EXCESS (DEFICIENCY) OF REVENUES OVER EXPENDITURES	(2,848)	91,929	(57,654)	(26,830)
OTHER FINANCING SOURCES (USES):				
Sale of capital assets				
Inception of capital lease				
Transfers - in			62,250	25,000
Transfers - out				
TOTAL OTHER FINANCING SOURCES (USES)	0	0	62,250	25,000
NET CHANGE IN FUND BALANCES	(2,848)	91,929	4,596	(1,830)
FUND BALANCE (DEFICIT) AT BEGINNING OF YEAR	\$ 98,794	\$ 1,530,647	\$ 317,036	\$ 100,390
INCREASE (DECREASE) IN RESERVE FOR INVENTORY				
FUND BALANCE (DEFICIT) AT END OF YEAR	\$ 95,946	\$ 1,622,576	\$ 321,632	\$ 98,560

(Continued)

INDIGENT GUARDIANSHIP	PILOT PROBATION GRANT	800 MHZ COMMUNI- CATIONS SYSTEM	450 MHZ PAGING SYSTEM	EMERGENCY PLANNING	DOMESTIC RELATIONS COURT 4-D	DOMESTIC RELATIONS COURT COMPUTER- IZATION
\$	\$	\$	\$	\$	\$	\$
25,616		361,797			272,306	
	400,074		13,800	31,599		46,288
	150				100	
<u>25,616</u>	<u>400,224</u>	<u>361,797</u>	<u>13,800</u>	<u>31,599</u>	<u>272,406</u>	<u>46,288</u>
28,096	410,793	381,233	7,704	29,867	273,109	35,322
<u>28,096</u>	<u>410,793</u>	<u>381,233</u>	<u>7,704</u>	<u>29,867</u>	<u>273,109</u>	<u>35,322</u>
(2,480)	(10,569)	(19,436)	6,096	1,732	(703)	10,966
<u>0</u>	<u>0</u>	<u>0</u>	<u>0</u>	<u>0</u>	<u>0</u>	<u>0</u>
(2,480)	(10,569)	(19,436)	6,096	1,732	(703)	10,966
\$ 8,298	\$ 274,502	\$ 57,687	\$ 96,949	\$ 100,123	\$ 31,411	\$ 21,253
<u>\$ 5,818</u>	<u>\$ 263,933</u>	<u>\$ 38,251</u>	<u>\$ 103,045</u>	<u>\$ 101,855</u>	<u>\$ 30,708</u>	<u>\$ 32,219</u>

LAKE COUNTY, OHIO

COMBINING STATEMENT OF REVENUES, EXPENDITURES AND CHANGES IN FUND BALANCES NONMAJOR SPECIAL REVENUE FUNDS (CONTINUED)

FOR THE YEAR ENDED DECEMBER 31, 2007

	BEYOND THE MIDDLE PROGRAM	JUVENILE COURT LEGAL RESEARCH	JUVENILE COURT COMPUTER- IZATION	JUVENILE COURT INCREASED ACCOUNT- ABILITY
REVENUES:				
Property taxes	\$	\$	\$	\$
Other taxes				
Fees and charges for services				
Licenses and permits				
Fines and forfeitures	4,323	5,247	34,953	
Intergovernmental				15,618
Special assessments				
Investment earnings				
Miscellaneous	120			
TOTAL REVENUES	4,443	5,247	34,953	15,618
EXPENDITURES:				
CURRENT:				
General government				
Judicial and public safety	7,571		85,482	17,354
Public works				
Human services				
Health				
Community and economic development				
Debt Service:				
Principal retirement				
Interest and fiscal charges				
TOTAL EXPENDITURES	7,571	0	85,482	17,354
EXCESS (DEFICIENCY) OF REVENUES OVER EXPENDITURES	(3,128)	5,247	(50,529)	(1,736)
OTHER FINANCING SOURCES (USES):				
Sale of capital assets				
Inception of capital lease				
Transfers - in				1,736
Transfers - out				
TOTAL OTHER FINANCING SOURCES (USES)	0	0	0	1,736
NET CHANGE IN FUND BALANCES	(3,128)	5,247	(50,529)	0
FUND BALANCE (DEFICIT) AT BEGINNING OF YEAR	\$ 98,619	\$ 11,331	\$ 4,177	\$ 0
INCREASE (DECREASE) IN RESERVE FOR INVENTORY				
FUND BALANCE (DEFICIT) AT END OF YEAR	\$ 95,491	\$ 16,578	\$ (46,352)	\$ 0

(Continued)

JUVENILE COURT IV-D	CERTIFICATE OF TITLE ADMINISTRATION	CLERK OF COURTS COMPUTERIZATION	BUFFER ZONE PROTECTION	SHERIFF'S DRUG / ALCOHOL TREATMENT PROGRAM	CONCEALED HANDGUN LICENSES	COMMON PLEAS COURT COMPUTERIZATION
\$ 203,079	\$ 922,799					
		79,939	11,799	180,188	86,709	10,049
	350					
<u>203,079</u>	<u>923,149</u>	<u>79,939</u>	<u>11,799</u>	<u>180,188</u>	<u>86,709</u>	<u>10,049</u>
215,948	934,409	79,194	25,315	131,923	77,812	3,091
<u>215,948</u>	<u>934,409</u>	<u>79,194</u>	<u>25,315</u>	<u>131,923</u>	<u>77,812</u>	<u>3,091</u>
(12,869)	(11,260)	745	(13,516)	48,265	8,897	6,958
<u>0</u>	<u>0</u>	<u>0</u>	<u>0</u>	<u>0</u>	<u>0</u>	<u>0</u>
(12,869)	(11,260)	745	(13,516)	48,265	8,897	6,958
\$ 39,236	\$ 185,379	\$ 202,941	\$ 24,850	\$ 88,742	\$ 34,694	\$ 33,035
<u>\$ 26,367</u>	<u>\$ 174,119</u>	<u>\$ 203,686</u>	<u>\$ 11,334</u>	<u>\$ 137,007</u>	<u>\$ 43,591</u>	<u>\$ 39,993</u>

LAKE COUNTY, OHIO

COMBINING STATEMENT OF REVENUES, EXPENDITURES AND CHANGES IN FUND BALANCES NONMAJOR SPECIAL REVENUE FUNDS (CONTINUED)

FOR THE YEAR ENDED DECEMBER 31, 2007

	COMMON PLEAS COURT DRUG/ ALCOHOL TREATMENT	COMMON PLEAS COURT PROJECT #1	COMMON PLEAS COURT PROJECT #2	PROBATE COURT COMPUTER- IZATION
REVENUES:				
Property taxes	\$	\$	\$	\$
Other taxes				
Fees and charges for services				
Licenses and permits				
Fines and forfeitures	2,912	398,733	174,224	73,780
Intergovernmental				
Special assessments				
Investment earnings				
Miscellaneous				
TOTAL REVENUES	2,912	398,733	174,224	73,780
EXPENDITURES:				
CURRENT:				
General government				
Judicial and public safety		111,820	51,148	66,166
Public works				
Human services				
Health				
Community and economic development				
Debt Service:				
Principal retirement				
Interest and fiscal charges				
TOTAL EXPENDITURES	0	111,820	51,148	66,166
EXCESS (DEFICIENCY) OF REVENUES OVER EXPENDITURES	2,912	286,913	123,076	7,614
OTHER FINANCING SOURCES (USES):				
Sale of capital assets				
Inception of capital lease				
Transfers - in				
Transfers - out				
TOTAL OTHER FINANCING SOURCES (USES)	0	0	0	0
NET CHANGE IN FUND BALANCES	2,912	286,913	123,076	7,614
FUND BALANCE (DEFICIT) AT BEGINNING OF YEAR	\$ 6,725	\$ 401,663	\$ 349,515	\$ 305,847
INCREASE (DECREASE) IN RESERVE FOR INVENTORY				
FUND BALANCE (DEFICIT) AT END OF YEAR	\$ 9,637	\$ 688,576	\$ 472,591	\$ 313,461

(Continued)

PROBATION SUPERVISION FEES	JAIL REDUCTION GRANT	PROBATE COURT CONDUCT OF BUSINESS	PROBATE COURT MEDIATION	LAW ENFORCEMENT TERRORISM	TELE- COMMUNI- CATIONS	WIRELESS GOVERN- MENT ACCESS
\$	\$	\$	\$	\$	\$	\$
39,954		1,296	10,849		1,098,693	647,096
	91,807			54,530		
					2,938	
39,954	91,807	1,296	10,849	54,530	1,101,631	647,096
48,959	90,990	8,000	3,850	25,393	1,114,968	278,326
48,959	90,990	8,000	3,850	25,393	1,114,968	278,326
(9,005)	817	(6,704)	6,999	29,137	(13,337)	368,770
					31	
0	0	0	0	0	31	0
(9,005)	817	(6,704)	6,999	29,137	(13,306)	368,770
\$ 82,214	\$ 92,713	\$ 8,681	\$ 28,563	\$ 0	\$ 62,567	\$ 386,869
<u>\$ 73,209</u>	<u>\$ 93,530</u>	<u>\$ 1,977</u>	<u>\$ 35,562</u>	<u>\$ 29,137</u>	<u>\$ 49,261</u>	<u>\$ 755,639</u>

LAKE COUNTY, OHIO

COMBINING STATEMENT OF REVENUES, EXPENDITURES AND CHANGES IN FUND BALANCES NONMAJOR SPECIAL REVENUE FUNDS (CONTINUED)

FOR THE YEAR ENDED DECEMBER 31, 2007

	REAL ESTATE ASSESSMENT	TREASURER'S DELINQUENT TAX	COUNTY RECORDER'S EQUIPMENT	HOTEL / MOTEL
REVENUES:				
Property taxes	\$	\$	\$	\$
Other taxes				836,285
Fees and charges for services	1,765,733	382,252	172,048	
Licenses and permits				
Fines and forfeitures				35
Intergovernmental				
Special assessments				
Investment earnings				
Miscellaneous	813	150		
TOTAL REVENUES	1,766,546	382,402	172,048	836,320
EXPENDITURES:				
CURRENT:				
General government	2,162,582	308,934	168,606	845,908
Judicial and public safety				
Public works				
Human services				
Health				
Community and economic development				
Debt Service:				
Principal retirement				
Interest and fiscal charges				
TOTAL EXPENDITURES	2,162,582	308,934	168,606	845,908
EXCESS (DEFICIENCY) OF REVENUES OVER EXPENDITURES	(396,036)	73,468	3,442	(9,588)
OTHER FINANCING SOURCES (USES):				
Sale of capital assets				
Inception of capital lease				
Transfers - in				
Transfers - out	(100,000)			
TOTAL OTHER FINANCING SOURCES (USES)	(100,000)	0	0	0
NET CHANGE IN FUND BALANCES	(496,036)	73,468	3,442	(9,588)
FUND BALANCE (DEFICIT) AT BEGINNING OF YEAR	\$ 1,132,410	\$ 871,343	\$ 504,706	\$ 134,215
INCREASE (DECREASE) IN RESERVE FOR INVENTORY				
FUND BALANCE (DEFICIT) AT END OF YEAR	\$ 636,374	\$ 944,811	\$ 508,148	\$ 124,627

GEOGRAPHIC INFORMATION SYSTEM	HOME PROGRAM	COASTAL FEASIBILITY STUDY	CLEAN OHIO GRANT	COMMUNITY DEVELOPMENT BLOCK GRANT	TOTALS
\$	\$	\$	\$	\$	\$ 7,350,159
2,411					846,550
	495,664		2,436,415	1,399,639	8,385,690
					587,348
					1,066,481
					36,693,560
					2,108,764
					242,182
<u>150</u>	<u>9,761</u>	<u></u>	<u></u>	<u>68,951</u>	<u>2,213,440</u>
2,561	505,425	0	2,436,415	1,468,590	59,494,174
375,075					5,254,399
					8,555,610
					11,724,779
					26,952,566
					504,319
	481,919	747	2,436,415	1,452,541	4,371,622
					0
					<u>3,754</u>
<u>375,075</u>	<u>481,919</u>	<u>747</u>	<u>2,436,415</u>	<u>1,452,541</u>	<u>57,367,049</u>
(372,514)	23,506	(747)	0	16,049	2,127,125
					50,848
					0
300,000					5,517,961
					<u>(6,101,727)</u>
<u>300,000</u>	<u>0</u>	<u>0</u>	<u>0</u>	<u>0</u>	<u>(532,918)</u>
(72,514)	23,506	(747)	0	16,049	1,594,207
\$ 79,134	\$ 138,141	\$ 1,041	\$ 0	\$ 76,295	38,464,161
					68,172
<u>\$ 6,620</u>	<u>\$ 161,647</u>	<u>\$ 294</u>	<u>\$ 0</u>	<u>\$ 92,344</u>	<u>\$ 40,126,540</u>

LAKE COUNTY, OHIO

SCHEDULE OF REVENUES, EXPENDITURES AND CHANGES IN FUND BALANCES - BUDGET AND ACTUAL OTHER SPECIAL REVENUE FUNDS

(NON-GAAP BUDGETARY BASIS)

FOR THE YEAR ENDED DECEMBER 31, 2007

BOARD OF MENTAL RETARDATION AND DEVELOPMENTAL DISABILITIES (MR & DD BOARD)	BUDGETED AMOUNTS		ACTUAL AMOUNTS	VARIANCE WITH FINAL BUDGET POSITIVE (NEGATIVE)
	ORIGINAL	FINAL		
REVENUES:				
Property taxes	\$ 19,238,527	\$ 19,238,527	\$ 20,197,944	\$ 959,417
Other taxes	28,128	28,128	28,128	0
Intergovernmental	19,354,276	19,354,276	19,263,650	(90,626)
Miscellaneous	1,721,201	1,721,201	2,013,954	292,753
TOTAL REVENUES	40,342,132	40,342,132	41,503,676	1,161,544
EXPENDITURES:				
CURRENT:				
HUMAN SERVICES				
Personal services	28,261,936	27,031,724	25,253,137	1,778,587
Materials and supplies	1,006,850	1,136,850	1,059,332	77,518
Contractual services	5,165,412	5,125,412	4,949,666	175,746
Operating expenditures	494,483	549,483	447,463	102,020
Other expenditures	911,841	1,777,053	1,412,710	364,343
Fringe benefits and insurance	10,052,174	10,262,174	10,055,243	206,931
Capital outlay	45,300	55,300	48,684	6,616
TOTAL EXPENDITURES	45,937,996	45,937,996	43,226,235	2,711,761
EXCESS (DEFICIENCY) OF REVENUES OVER EXPENDITURES	(5,595,864)	(5,595,864)	(1,722,559)	3,873,305
OTHER FINANCING SOURCES (USES):				
TOTAL OTHER FINANCING SOURCES (USES)	0	0	0	0
EXCESS (DEFICIENCY) OF REVENUES AND OTHER FINANCING SOURCES OVER EXPENDITURES AND OTHER USES	(5,595,864)	(5,595,864)	(1,722,559)	3,873,305
FUND BALANCE (DEFICIT) AT BEGINNING OF YEAR	19,049,958	19,049,958	19,049,958	0
Unexpended Prior Year Encumbrances	26,979	26,979	26,979	0
FUND BALANCE (DEFICIT) AT END OF YEAR	\$ 13,481,073	\$ 13,481,073	\$ 17,354,378	\$ 3,873,305

LAKE COUNTY, OHIO

SCHEDULE OF REVENUES, EXPENDITURES AND CHANGES IN FUND BALANCES - BUDGET AND ACTUAL OTHER SPECIAL REVENUE FUNDS

(NON-GAAP BUDGETARY BASIS)

FOR THE YEAR ENDED DECEMBER 31, 2007

PUBLIC ASSISTANCE	BUDGETED AMOUNTS		ACTUAL AMOUNTS	VARIANCE WITH FINAL BUDGET POSITIVE (NEGATIVE)
	ORIGINAL	FINAL		
REVENUES:				
Intergovernmental	\$ 11,918,393	\$ 11,918,393	\$ 9,778,020	\$ (2,140,373)
Miscellaneous	560,718	560,718	484,551	(76,167)
TOTAL REVENUES	<u>12,479,111</u>	<u>12,479,111</u>	<u>10,262,571</u>	<u>(2,216,540)</u>
EXPENDITURES:				
CURRENT:				
HUMAN SERVICES				
Personal services	5,844,625	5,844,625	5,416,929	427,696
Materials and supplies	80,741	93,741	91,666	2,075
Contractual services	6,289,300	6,087,100	5,757,897	329,203
Operating expenditures	1,553,331	1,353,331	1,040,482	312,849
Other expenditures	520,014	330,021	160,761	169,260
Fringe benefits and insurance	2,170,325	2,159,494	1,884,130	275,364
Capital outlay	250,000	50,000	38,621	11,379
TOTAL EXPENDITURES	<u>16,708,336</u>	<u>15,918,312</u>	<u>14,390,486</u>	<u>1,527,826</u>
EXCESS (DEFICIENCY) OF REVENUES OVER EXPENDITURES	(4,229,225)	(3,439,201)	(4,127,915)	(688,714)
OTHER FINANCING SOURCES (USES):				
Sale of capital assets		335	335	0
Transfers-in	4,128,800	4,128,800	4,293,433	164,633
TOTAL OTHER FINANCING SOURCES (USES)	<u>4,128,800</u>	<u>4,129,135</u>	<u>4,293,768</u>	<u>164,633</u>
EXCESS (DEFICIENCY) OF REVENUES AND OTHER FINANCING SOURCES OVER EXPENDITURES AND OTHER USES	(100,425)	689,934	165,853	(524,081)
FUND BALANCE (DEFICIT) AT BEGINNING OF YEAR	<u>418,810</u>	<u>418,810</u>	<u>418,810</u>	<u>0</u>
FUND BALANCE (DEFICIT) AT END OF YEAR	<u>\$ 318,385</u>	<u>\$ 1,108,744</u>	<u>\$ 584,663</u>	<u>\$ (524,081)</u>

LAKE COUNTY, OHIO

SCHEDULE OF REVENUES, EXPENDITURES AND CHANGES IN FUND BALANCES - BUDGET AND ACTUAL OTHER SPECIAL REVENUE FUNDS

(NON-GAAP BUDGETARY BASIS)

FOR THE YEAR ENDED DECEMBER 31, 2007

WORKFORCE INVESTMENT ACT	BUDGETED AMOUNTS		ACTUAL AMOUNTS	VARIANCE WITH FINAL BUDGET POSITIVE (NEGATIVE)
	ORIGINAL	FINAL		
REVENUES:				
Intergovernmental	\$ 2,080,000	\$ 2,080,000	\$ 1,824,450	\$ (255,550)
Miscellaneous		6,500	6,233	(267)
TOTAL REVENUES	<u>2,080,000</u>	<u>2,086,500</u>	<u>1,830,683</u>	<u>(255,817)</u>
EXPENDITURES:				
CURRENT:				
HUMAN SERVICES				
Contractual services	1,500,000	1,474,000	1,386,318	87,682
Other expenditures	100,000	193,800	185,964	7,836
TOTAL EXPENDITURES	<u>1,600,000</u>	<u>1,667,800</u>	<u>1,572,282</u>	<u>95,518</u>
EXCESS (DEFICIENCY) OF REVENUES OVER EXPENDITURES	480,000	418,700	258,401	(160,299)
OTHER FINANCING SOURCES (USES):				
Transfers-out	(480,000)	(412,200)	(412,147)	53
TOTAL OTHER FINANCING SOURCES (USES)	<u>(480,000)</u>	<u>(412,200)</u>	<u>(412,147)</u>	<u>53</u>
EXCESS (DEFICIENCY) OF REVENUES AND OTHER FINANCING SOURCES OVER EXPENDITURES AND OTHER USES	0	6,500	(153,746)	(160,246)
FUND BALANCE (DEFICIT) AT BEGINNING OF YEAR	<u>249,057</u>	<u>249,057</u>	<u>249,057</u>	<u>0</u>
FUND BALANCE (DEFICIT) AT END OF YEAR	<u>\$ 249,057</u>	<u>\$ 255,557</u>	<u>\$ 95,311</u>	<u>\$ (160,246)</u>

LAKE COUNTY, OHIO

SCHEDULE OF REVENUES, EXPENDITURES AND CHANGES IN FUND BALANCES - BUDGET AND ACTUAL OTHER SPECIAL REVENUE FUNDS

(NON-GAAP BUDGETARY BASIS)

FOR THE YEAR ENDED DECEMBER 31, 2007

CHILDRENS SERVICES	BUDGETED AMOUNTS		ACTUAL AMOUNTS	VARIANCE WITH FINAL BUDGET POSITIVE (NEGATIVE)
	ORIGINAL	FINAL		
REVENUES:				
Property taxes	\$ 3,118,012	\$ 3,118,012	\$ 3,265,730	\$ 147,718
Other taxes	4,565	4,565	4,565	0
Fees and charges for services	1,500,000	1,500,000	1,330,435	(169,565)
Intergovernmental	2,267,181	2,267,311	2,867,005	599,694
Miscellaneous			39,812	39,812
TOTAL REVENUES	<u>6,889,758</u>	<u>6,889,888</u>	<u>7,507,547</u>	<u>617,659</u>
EXPENDITURES:				
CURRENT:				
HUMAN SERVICES				
Personal services	834,656	739,156	734,984	4,172
Materials and supplies	55,000	55,000	40,508	14,492
Contractual services	745,500	645,500	577,595	67,905
Operating expenditures	3,156,500	3,135,277	2,891,880	243,397
Other expenditures	289,344	267,207	264,252	2,955
Fringe benefits and insurance	262,500	291,360	276,965	14,395
Capital outlay	150,000	50,000	11,364	38,636
TOTAL EXPENDITURES	<u>5,493,500</u>	<u>5,183,500</u>	<u>4,797,548</u>	<u>385,952</u>
EXCESS (DEFICIENCY) OF REVENUES OVER EXPENDITURES	1,396,258	1,706,388	2,709,999	1,003,611
OTHER FINANCING SOURCES (USES):				
Sale of capital assets		46,000	46,000	0
Transfers-out	(2,400,000)	(2,650,000)	(2,650,000)	0
TOTAL OTHER FINANCING SOURCES (USES)	<u>(2,400,000)</u>	<u>(2,604,000)</u>	<u>(2,604,000)</u>	<u>0</u>
EXCESS (DEFICIENCY) OF REVENUES AND OTHER FINANCING SOURCES OVER EXPENDITURES AND OTHER USES	(1,003,742)	(897,612)	105,999	1,003,611
FUND BALANCE (DEFICIT) AT BEGINNING OF YEAR	<u>9,640,807</u>	<u>9,640,807</u>	<u>9,640,807</u>	<u>0</u>
FUND BALANCE (DEFICIT) AT END OF YEAR	<u>\$ 8,637,065</u>	<u>\$ 8,743,195</u>	<u>\$ 9,746,806</u>	<u>\$ 1,003,611</u>

LAKE COUNTY, OHIO

SCHEDULE OF REVENUES, EXPENDITURES AND CHANGES IN FUND BALANCES - BUDGET AND ACTUAL OTHER SPECIAL REVENUE FUNDS

(NON-GAAP BUDGETARY BASIS)

FOR THE YEAR ENDED DECEMBER 31, 2007

CHILD SUPPORT ENFORCEMENT	BUDGETED AMOUNTS		ACTUAL AMOUNTS	VARIANCE WITH FINAL BUDGET POSITIVE (NEGATIVE)
	ORIGINAL	FINAL		
REVENUES:				
Intergovernmental	\$ 2,811,550	\$ 2,811,550	\$ 2,911,465	\$ 99,915
Miscellaneous	600,000	600,000	662,197	62,197
TOTAL REVENUES	<u>3,411,550</u>	<u>3,411,550</u>	<u>3,573,662</u>	<u>162,112</u>
EXPENDITURES:				
CURRENT:				
HUMAN SERVICES				
Personal services	1,305,962	1,305,962	1,250,903	55,059
Contractual services	1,270,008	1,221,008	1,219,076	1,932
Operating expenditures	102,226	102,426	90,058	12,368
Other expenditures	8,000	58,800	53,304	5,496
Fringe benefits and insurance	618,431	569,431	544,669	24,762
TOTAL EXPENDITURES	<u>3,304,627</u>	<u>3,257,627</u>	<u>3,158,010</u>	<u>99,617</u>
EXCESS (DEFICIENCY) OF REVENUES OVER EXPENDITURES				
	106,923	153,923	415,652	261,729
OTHER FINANCING SOURCES (USES):				
Transfers-in	566,851	566,851	566,851	0
Transfers-out	(673,774)	(720,774)	(720,560)	214
TOTAL OTHER FINANCING SOURCES (USES)	<u>(106,923)</u>	<u>(153,923)</u>	<u>(153,709)</u>	<u>214</u>
EXCESS (DEFICIENCY) OF REVENUES AND OTHER FINANCING SOURCES OVER EXPENDITURES AND OTHER USES				
	0	0	261,943	261,943
FUND BALANCE (DEFICIT) AT BEGINNING OF YEAR				
	<u>602,388</u>	<u>602,388</u>	<u>602,388</u>	<u>0</u>
FUND BALANCE (DEFICIT) AT END OF YEAR				
	<u>\$ 602,388</u>	<u>\$ 602,388</u>	<u>\$ 864,331</u>	<u>\$ 261,943</u>

LAKE COUNTY, OHIO

SCHEDULE OF REVENUES, EXPENDITURES AND CHANGES IN FUND BALANCES - BUDGET AND ACTUAL OTHER SPECIAL REVENUE FUNDS

(NON-GAAP BUDGETARY BASIS)

FOR THE YEAR ENDED DECEMBER 31, 2007

YOUTH SERVICES GRANT	BUDGETED AMOUNTS		ACTUAL AMOUNTS	VARIANCE WITH FINAL BUDGET POSITIVE (NEGATIVE)
	ORIGINAL	FINAL		
REVENUES:				
Intergovernmental	\$ 361,184	\$ 361,184	\$ 361,184	\$ 0
Miscellaneous			200	200
TOTAL REVENUES	<u>361,184</u>	<u>361,184</u>	<u>361,384</u>	<u>200</u>
EXPENDITURES:				
CURRENT:				
HUMAN SERVICES				
Personal services	205,894	228,494	224,693	3,801
Materials and supplies	24,779	26,779	6,699	20,080
Contractual services	28,080	22,980	14,510	8,470
Operating expenditures	6,500	6,500	2,548	3,952
Other expenditures	9,128	9,128	3,543	5,585
Fringe benefits and insurance	64,279	67,304	62,710	4,594
Capital outlay	<u>5,000</u>	<u>5,000</u>	<u>1,604</u>	<u>3,396</u>
TOTAL EXPENDITURES	<u>343,660</u>	<u>366,185</u>	<u>316,307</u>	<u>49,878</u>
EXCESS (DEFICIENCY) OF REVENUES OVER EXPENDITURES	17,524	(5,001)	45,077	50,078
EXCESS (DEFICIENCY) OF REVENUES AND OTHER FINANCING SOURCES OVER EXPENDITURES AND OTHER USES	17,524	(5,001)	45,077	50,078
FUND BALANCE (DEFICIT) AT BEGINNING OF YEAR	<u>535,970</u>	<u>535,970</u>	<u>535,970</u>	<u>0</u>
FUND BALANCE (DEFICIT) AT END OF YEAR	<u>\$ 553,494</u>	<u>\$ 530,969</u>	<u>\$ 581,047</u>	<u>\$ 50,078</u>

LAKE COUNTY, OHIO

SCHEDULE OF REVENUES, EXPENDITURES AND CHANGES IN FUND BALANCES - BUDGET AND ACTUAL OTHER SPECIAL REVENUE FUNDS

(NON-GAAP BUDGETARY BASIS)

FOR THE YEAR ENDED DECEMBER 31, 2007

FELONY DELINQUENT CARE AND CUSTODY	BUDGETED AMOUNTS		ACTUAL AMOUNTS	VARIANCE WITH FINAL BUDGET POSITIVE (NEGATIVE)
	ORIGINAL	FINAL		
REVENUES:				
Intergovernmental	\$ 910,631	\$ 928,631	\$ 928,473	\$ (158)
Miscellaneous			616	616
TOTAL REVENUES	<u>910,631</u>	<u>928,631</u>	<u>929,089</u>	<u>458</u>
EXPENDITURES:				
CURRENT:				
HUMAN SERVICES				
Personal services	350,004	382,004	340,752	41,252
Materials and supplies	85,248	60,748	28,731	32,017
Contractual services	401,300	471,300	418,212	53,088
Operating expenditures	29,203	62,153	33,871	28,282
Other expenditures	15,128	35,678	23,665	12,013
Fringe benefits and insurance	150,854	155,365	111,332	44,033
Capital outlay	21,174	41,174	20,956	20,218
TOTAL EXPENDITURES	<u>1,052,911</u>	<u>1,208,422</u>	<u>977,519</u>	<u>230,903</u>
EXCESS (DEFICIENCY) OF REVENUES OVER EXPENDITURES	(142,280)	(279,791)	(48,430)	231,361
EXCESS (DEFICIENCY) OF REVENUES AND OTHER FINANCING SOURCES OVER EXPENDITURES AND OTHER USES	(142,280)	(279,791)	(48,430)	231,361
FUND BALANCE (DEFICIT) AT BEGINNING OF YEAR	1,074,001	1,074,001	1,074,001	0
Unexpended Prior Year Encumbrances	<u>22</u>	<u>22</u>	<u>22</u>	<u>0</u>
FUND BALANCE (DEFICIT) AT END OF YEAR	<u>\$ 931,743</u>	<u>\$ 794,232</u>	<u>\$ 1,025,593</u>	<u>\$ 231,361</u>

LAKE COUNTY, OHIO

SCHEDULE OF REVENUES, EXPENDITURES AND CHANGES IN FUND BALANCES - BUDGET AND ACTUAL OTHER SPECIAL REVENUE FUNDS

(NON-GAAP BUDGETARY BASIS)

FOR THE YEAR ENDED DECEMBER 31, 2007

SENIOR CITIZENS SERVICES	BUDGETED AMOUNTS		ACTUAL AMOUNTS	VARIANCE WITH FINAL BUDGET POSITIVE (NEGATIVE)
	ORIGINAL	FINAL		
REVENUES:				
Property taxes	\$ 1,462,038	\$ 1,528,414	\$ 1,528,414	\$ 0
Other taxes	2,116	2,116	2,116	0
Intergovernmental	351,939	305,431	305,431	0
Miscellaneous		5,062	5,062	0
TOTAL REVENUES	1,816,093	1,841,023	1,841,023	0
EXPENDITURES:				
CURRENT:				
HUMAN SERVICES				
Contractual services	1,790,000	1,822,261	1,822,261	0
Operating expenditures	25,100	18,762	18,762	0
TOTAL EXPENDITURES	1,815,100	1,841,023	1,841,023	0
EXCESS (DEFICIENCY) OF REVENUES OVER EXPENDITURES	993	0	0	0
EXCESS (DEFICIENCY) OF REVENUES AND OTHER FINANCING SOURCES OVER EXPENDITURES AND OTHER USES	993	0	0	0
FUND BALANCE (DEFICIT) AT BEGINNING OF YEAR	0	0	0	0
FUND BALANCE (DEFICIT) AT END OF YEAR	\$ 993	\$ 0	\$ 0	\$ 0

LAKE COUNTY, OHIO

SCHEDULE OF REVENUES, EXPENDITURES AND CHANGES IN FUND BALANCES - BUDGET AND ACTUAL OTHER SPECIAL REVENUE FUNDS

(NON-GAAP BUDGETARY BASIS)

FOR THE YEAR ENDED DECEMBER 31, 2007

AUTO LICENSE AND GASOLINE TAX	BUDGETED AMOUNTS		ACTUAL AMOUNTS	VARIANCE WITH FINAL BUDGET POSITIVE (NEGATIVE)
	ORIGINAL	FINAL		
REVENUES:				
Fines and forfeitures	\$ 220,000	\$ 220,000	\$ 221,523	\$ 1,523
Intergovernmental	6,685,000	7,131,130	6,697,634	(433,496)
Investment earnings	20,000	80,000	103,199	23,199
Miscellaneous	80,000	155,000	205,063	50,063
TOTAL REVENUES	<u>7,005,000</u>	<u>7,586,130</u>	<u>7,227,419</u>	<u>(358,711)</u>
EXPENDITURES:				
CURRENT:				
PUBLIC WORKS				
Personal services	3,285,524	3,285,524	3,095,467	190,057
Materials and supplies	668,500	668,500	631,585	36,915
Contractual services	221,000	284,400	270,862	13,538
Operating expenditures	54,400	53,900	42,299	11,601
Other expenditures	720,000	811,000	798,353	12,647
Fringe benefits and insurance	1,179,862	1,194,962	1,131,937	63,025
Capital outlay	985,246	966,246	769,183	197,063
Debt service:				
Interest and fiscal charges	3,754	3,754	3,754	0
TOTAL EXPENDITURES	<u>7,118,286</u>	<u>7,268,286</u>	<u>6,743,440</u>	<u>524,846</u>
EXCESS (DEFICIENCY) OF REVENUES OVER EXPENDITURES	(113,286)	317,844	483,979	166,135
OTHER FINANCING SOURCES (USES):				
Sale of capital assets	5,000	5,000		(5,000)
TOTAL OTHER FINANCING SOURCES (USES)	<u>5,000</u>	<u>5,000</u>	<u>0</u>	<u>(5,000)</u>
EXCESS (DEFICIENCY) OF REVENUES AND OTHER FINANCING SOURCES OVER EXPENDITURES AND OTHER USES	(108,286)	322,844	483,979	161,135
FUND BALANCE (DEFICIT) AT BEGINNING OF YEAR	1,739,373	1,739,373	1,739,373	0
Unexpended Prior Year Encumbrances	<u>80,624</u>	<u>80,624</u>	<u>80,624</u>	<u>0</u>
FUND BALANCE (DEFICIT) AT END OF YEAR	<u>\$ 1,711,711</u>	<u>\$ 2,142,841</u>	<u>\$ 2,303,976</u>	<u>\$ 161,135</u>

LAKE COUNTY, OHIO

SCHEDULE OF REVENUES, EXPENDITURES AND CHANGES IN FUND BALANCES - BUDGET AND ACTUAL OTHER SPECIAL REVENUE FUNDS

(NON-GAAP BUDGETARY BASIS)

FOR THE YEAR ENDED DECEMBER 31, 2007

MUNICIPAL STREET IMPROVEMENT AND CONSTRUCTION	BUDGETED AMOUNTS		ACTUAL AMOUNTS	VARIANCE WITH FINAL BUDGET POSITIVE (NEGATIVE)
	ORIGINAL	FINAL		
REVENUES:				
Intergovernmental	\$ 815,000	\$ 815,000	\$ 819,766	\$ 4,766
Investment earnings	40,000	40,000	53,921	13,921
Miscellaneous	690,000	690,000	498,108	(191,892)
TOTAL REVENUES	<u>1,545,000</u>	<u>1,545,000</u>	<u>1,371,795</u>	<u>(173,205)</u>
EXPENDITURES:				
CURRENT:				
PUBLIC WORKS				
Personal services	456,814	497,014	485,931	11,083
Materials and supplies	200	200		200
Contractual services	500,000	457,800	409,833	47,967
Operating expenditures	1,000	1,000	205	795
Other expenditures	1,500	1,500	606	894
Fringe benefits and insurance	150,718	152,718	143,965	8,753
Capital outlay	850,000	650,000	546,603	103,397
TOTAL EXPENDITURES	<u>1,960,232</u>	<u>1,760,232</u>	<u>1,587,143</u>	<u>173,089</u>
EXCESS (DEFICIENCY) OF REVENUES OVER EXPENDITURES	(415,232)	(215,232)	(215,348)	(116)
EXCESS (DEFICIENCY) OF REVENUES AND OTHER FINANCING SOURCES OVER EXPENDITURES AND OTHER USES	(415,232)	(215,232)	(215,348)	(116)
FUND BALANCE (DEFICIT) AT BEGINNING OF YEAR	1,082,164	1,082,164	1,082,164	0
Unexpended Prior Year Encumbrances	<u>5,005</u>	<u>5,005</u>	<u>5,005</u>	<u>0</u>
FUND BALANCE (DEFICIT) AT END OF YEAR	<u>\$ 671,937</u>	<u>\$ 871,937</u>	<u>\$ 871,821</u>	<u>\$ (116)</u>

LAKE COUNTY, OHIO

SCHEDULE OF REVENUES, EXPENDITURES AND CHANGES IN FUND BALANCES - BUDGET AND ACTUAL OTHER SPECIAL REVENUE FUNDS

(NON-GAAP BUDGETARY BASIS)

FOR THE YEAR ENDED DECEMBER 31, 2007

ADDITIONAL MOTOR VEHICLE TAX	BUDGETED AMOUNTS		ACTUAL AMOUNTS	VARIANCE WITH FINAL BUDGET POSITIVE (NEGATIVE)
	ORIGINAL	FINAL		
REVENUES:				
Intergovernmental	\$ 1,684,950	\$ 2,393,950	\$ 2,410,982	\$ 17,032
Investment earnings	130,000	130,000	98,850	(31,150)
Miscellaneous	300,000	300,000	20,377	(279,623)
TOTAL REVENUES	<u>2,114,950</u>	<u>2,823,950</u>	<u>2,530,209</u>	<u>(293,741)</u>
EXPENDITURES:				
CURRENT:				
PUBLIC WORKS				
Personal services	26,802	26,952	26,928	24
Contractual services	400,000	400,200	333,417	66,783
Operating expenditures	3,000	2,850	2,258	592
Fringe benefits and insurance	4,331	4,331	4,230	101
Capital outlay	<u>2,039,950</u>	<u>2,039,950</u>	<u>1,890,126</u>	<u>149,824</u>
TOTAL EXPENDITURES	<u>2,474,083</u>	<u>2,474,283</u>	<u>2,256,959</u>	<u>217,324</u>
EXCESS (DEFICIENCY) OF REVENUES OVER EXPENDITURES	(359,133)	349,667	273,250	(76,417)
OTHER FINANCING SOURCES (USES):				
Advances-in	110,000	110,000	110,000	0
Transfers-out	<u>(115,000)</u>	<u>(2,100,000)</u>	<u>(2,100,000)</u>	<u>0</u>
TOTAL OTHER FINANCING SOURCES (USES)	<u>(5,000)</u>	<u>(1,990,000)</u>	<u>(1,990,000)</u>	<u>0</u>
EXCESS (DEFICIENCY) OF REVENUES AND OTHER FINANCING SOURCES OVER EXPENDITURES AND OTHER USES	(364,133)	(1,640,333)	(1,716,750)	(76,417)
FUND BALANCE (DEFICIT) AT BEGINNING OF YEAR				
	1,999,576	1,999,576	1,999,576	0
Unexpended Prior Year Encumbrances	<u>168,396</u>	<u>168,396</u>	<u>168,396</u>	<u>0</u>
FUND BALANCE (DEFICIT) AT END OF YEAR	<u>\$ 1,803,839</u>	<u>\$ 527,639</u>	<u>\$ 451,222</u>	<u>\$ (76,417)</u>

LAKE COUNTY, OHIO

SCHEDULE OF REVENUES, EXPENDITURES AND CHANGES IN FUND BALANCES - BUDGET AND ACTUAL OTHER SPECIAL REVENUE FUNDS

(NON-GAAP BUDGETARY BASIS)

FOR THE YEAR ENDED DECEMBER 31, 2007

STURBRIDGE DITCH	BUDGETED AMOUNTS		ACTUAL AMOUNTS	VARIANCE WITH FINAL BUDGET POSITIVE (NEGATIVE)
	ORIGINAL	FINAL		
REVENUES:				
TOTAL REVENUES	\$ 0	\$ 0	\$ 0	\$ 0
EXPENDITURES:				
CURRENT:				
PUBLIC WORKS				
Contractual services	2,007	2,007	2,007	0
TOTAL EXPENDITURES	2,007	2,007	2,007	0
EXCESS (DEFICIENCY) OF REVENUES OVER EXPENDITURES	(2,007)	(2,007)	(2,007)	0
EXCESS (DEFICIENCY) OF REVENUES AND OTHER FINANCING SOURCES OVER EXPENDITURES AND OTHER USES	(2,007)	(2,007)	(2,007)	0
FUND BALANCE (DEFICIT) AT BEGINNING OF YEAR	2,007	2,007	2,007	0
FUND BALANCE (DEFICIT) AT END OF YEAR	\$ 0	\$ 0	\$ 0	\$ 0

LAKE COUNTY, OHIO

SCHEDULE OF REVENUES, EXPENDITURES AND CHANGES IN FUND BALANCES - BUDGET AND ACTUAL OTHER SPECIAL REVENUE FUNDS

(NON-GAAP BUDGETARY BASIS)

FOR THE YEAR ENDED DECEMBER 31, 2007

ENGINEER'S STORM WATER MAINTENANCE	BUDGETED AMOUNTS		ACTUAL AMOUNTS	VARIANCE WITH FINAL BUDGET POSITIVE (NEGATIVE)
	ORIGINAL	FINAL		
REVENUES:				
Intergovernmental	\$	\$ 8,055	\$ 8,055	\$ 0
Special assessments	1,920,000	1,947,000	2,063,766	116,766
Miscellaneous	100,000	100,000	9,195	(90,805)
TOTAL REVENUES	2,020,000	2,055,055	2,081,016	25,961
EXPENDITURES:				
CURRENT:				
PUBLIC WORKS				
Personal services	207,500	218,000	217,479	521
Materials and supplies	31,500	17,050	6,552	10,498
Contractual services	277,001	288,501	258,382	30,119
Operating expenditures	41,600	39,813	26,694	13,119
Other expenditures	128,040	82,670	68,805	13,865
Fringe benefits and insurance	57,852	68,264	66,257	2,007
Capital outlay	1,549,797	721,832	639,367	82,465
TOTAL EXPENDITURES	2,293,290	1,436,130	1,283,536	152,594
EXCESS (DEFICIENCY) OF REVENUES OVER EXPENDITURES	(273,290)	618,925	797,480	178,555
OTHER FINANCING SOURCES (USES):				
Advances-out	(110,000)	(110,000)	(110,000)	0
TOTAL OTHER FINANCING SOURCES (USES)	(110,000)	(110,000)	(110,000)	0
EXCESS (DEFICIENCY) OF REVENUES AND OTHER FINANCING SOURCES OVER EXPENDITURES AND OTHER USES	(383,290)	508,925	687,480	178,555
FUND BALANCE (DEFICIT) AT BEGINNING OF YEAR	856,798	856,798	856,798	0
Unexpended Prior Year Encumbrances	77,093	77,093	77,093	0
FUND BALANCE (DEFICIT) AT END OF YEAR	\$ 550,601	\$ 1,442,816	\$ 1,621,371	\$ 178,555

LAKE COUNTY, OHIO

SCHEDULE OF REVENUES, EXPENDITURES AND CHANGES IN FUND BALANCES - BUDGET AND ACTUAL OTHER SPECIAL REVENUE FUNDS

(NON-GAAP BUDGETARY BASIS)

FOR THE YEAR ENDED DECEMBER 31, 2007

DOG AND KENNEL	BUDGETED AMOUNTS		ACTUAL AMOUNTS	VARIANCE WITH FINAL BUDGET POSITIVE (NEGATIVE)
	ORIGINAL	FINAL		
REVENUES:				
Fees and charges for services	\$ 30,000	\$ 40,000	\$ 49,497	\$ 9,497
Licenses and permits	455,000	455,000	476,599	21,599
Fines and forfeitures	10,000	10,000	11,628	1,628
Miscellaneous		12,010	12,220	210
TOTAL REVENUES	495,000	517,010	549,944	32,934
EXPENDITURES:				
CURRENT:				
HEALTH				
Personal services	228,380	241,018	239,500	1,518
Materials and supplies	30,600	32,740	30,662	2,078
Contractual services	7,898	10,348	9,384	964
Operating expenditures	71,052	88,181	78,098	10,083
Other expenditures	1,618	2,094	1,685	409
Fringe benefits and insurance	85,941	86,440	86,291	149
Capital outlay		6,995	6,846	149
TOTAL EXPENDITURES	425,489	467,816	452,466	15,350
EXCESS (DEFICIENCY) OF REVENUES OVER EXPENDITURES	69,511	49,194	97,478	48,284
OTHER FINANCING SOURCES (USES):				
Sale of capital assets	0	550	550	0
Transfers-out	(110,000)			0
TOTAL OTHER FINANCING SOURCES (USES)	(110,000)	550	550	0
EXCESS (DEFICIENCY) OF REVENUES AND OTHER FINANCING SOURCES OVER EXPENDITURES AND OTHER USES	(40,489)	49,744	98,028	48,284
FUND BALANCE (DEFICIT) AT BEGINNING OF YEAR	92,470	92,470	92,470	0
FUND BALANCE (DEFICIT) AT END OF YEAR	\$ 51,981	\$ 142,214	\$ 190,498	\$ 48,284

LAKE COUNTY, OHIO

SCHEDULE OF REVENUES, EXPENDITURES AND CHANGES IN FUND BALANCES - BUDGET AND ACTUAL OTHER SPECIAL REVENUE FUNDS

(NON-GAAP BUDGETARY BASIS)

FOR THE YEAR ENDED DECEMBER 31, 2007

BOARD OF ALCOHOL, DRUG ADDICTION AND MENTAL HEALTH SERVICES (ADAMHS BOARD)	BUDGETED AMOUNTS		ACTUAL AMOUNTS	VARIANCE WITH FINAL BUDGET POSITIVE (NEGATIVE)
	ORIGINAL	FINAL		
REVENUES:				
Property taxes	\$ 7,387,365	\$ 7,387,365	\$ 7,734,346	\$ 346,981
Other taxes	10,721	10,721	10,721	0
Intergovernmental	13,546,967	13,588,601	13,105,506	(483,095)
Miscellaneous		458,366	908,919	450,553
TOTAL REVENUES	20,945,053	21,445,053	21,759,492	314,439
EXPENDITURES:				
CURRENT:				
HEALTH				
Personal services	600,000	600,000	569,382	30,618
Materials and supplies	16,500	16,500	10,945	5,555
Contractual services	19,771,489	20,127,489	19,642,301	485,188
Operating expenditures	265,550	275,550	203,966	71,584
Other expenditures	151,248	161,248	152,145	9,103
Fringe benefits and insurance	210,850	212,202	193,469	18,733
Capital outlay	97,000	141,000	109,794	31,206
TOTAL EXPENDITURES	21,112,637	21,533,989	20,882,002	651,987
EXCESS (DEFICIENCY) OF REVENUES OVER EXPENDITURES	(167,584)	(88,936)	877,490	966,426
EXCESS (DEFICIENCY) OF REVENUES AND OTHER FINANCING SOURCES OVER EXPENDITURES AND OTHER USES	(167,584)	(88,936)	877,490	966,426
FUND BALANCE (DEFICIT) AT BEGINNING OF YEAR	4,214,419	4,214,419	4,214,419	0
Unexpended Prior Year Encumbrances	21,937	21,937	21,937	0
FUND BALANCE (DEFICIT) AT END OF YEAR	\$ 4,068,772	\$ 4,147,420	\$ 5,113,846	\$ 966,426

LAKE COUNTY, OHIO

SCHEDULE OF REVENUES, EXPENDITURES AND CHANGES IN FUND BALANCES - BUDGET AND ACTUAL OTHER SPECIAL REVENUE FUNDS

(NON-GAAP BUDGETARY BASIS)

FOR THE YEAR ENDED DECEMBER 31, 2007

MARRIAGE LICENSE	BUDGETED AMOUNTS		ACTUAL AMOUNTS	VARIANCE WITH FINAL BUDGET POSITIVE (NEGATIVE)
	ORIGINAL	FINAL		
REVENUES:				
Fees and charges for services	\$ 24,000	\$ 24,000	\$ 25,316	\$ 1,316
Licenses and permits	<u>26,000</u>	<u>26,000</u>	<u>22,067</u>	<u>(3,933)</u>
TOTAL REVENUES	<u>50,000</u>	<u>50,000</u>	<u>47,383</u>	<u>(2,617)</u>
EXPENDITURES:				
CURRENT:				
HEALTH				
Operating expenditures	<u>50,000</u>	<u>50,000</u>	<u>47,482</u>	<u>2,518</u>
TOTAL EXPENDITURES	<u>50,000</u>	<u>50,000</u>	<u>47,482</u>	<u>2,518</u>
EXCESS (DEFICIENCY) OF REVENUES OVER EXPENDITURES				
	0	0	(99)	(99)
EXCESS (DEFICIENCY) OF REVENUES AND OTHER FINANCING SOURCES OVER EXPENDITURES AND OTHER USES				
	0	0	(99)	(99)
FUND BALANCE (DEFICIT) AT BEGINNING OF YEAR				
	<u>26,350</u>	<u>26,350</u>	<u>26,350</u>	<u>0</u>
FUND BALANCE (DEFICIT) AT END OF YEAR				
	<u>\$ 26,350</u>	<u>\$ 26,350</u>	<u>\$ 26,251</u>	<u>\$ (99)</u>

LAKE COUNTY, OHIO

SCHEDULE OF REVENUES, EXPENDITURES AND CHANGES IN FUND BALANCES - BUDGET AND ACTUAL OTHER SPECIAL REVENUE FUNDS

(NON-GAAP BUDGETARY BASIS)

FOR THE YEAR ENDED DECEMBER 31, 2007

INDIGENT DRIVER DRUG/ ALCOHOL TREATMENT	BUDGETED AMOUNTS		ACTUAL AMOUNTS	VARIANCE WITH FINAL BUDGET POSITIVE (NEGATIVE)
	ORIGINAL	FINAL		
REVENUES:				
Intergovernmental	\$ 550	\$ 550	\$ 562	\$ 12
TOTAL REVENUES	550	550	562	12
EXPENDITURES:				
CURRENT:				
HUMAN SERVICES				0
TOTAL EXPENDITURES	0	0	0	0
EXCESS (DEFICIENCY) OF REVENUES OVER EXPENDITURES	550	550	562	12
EXCESS (DEFICIENCY) OF REVENUES AND OTHER FINANCING SOURCES OVER EXPENDITURES AND OTHER USES	550	550	562	12
FUND BALANCE (DEFICIT) AT BEGINNING OF YEAR	3,576	3,576	3,576	0
FUND BALANCE (DEFICIT) AT END OF YEAR	\$ 4,126	\$ 4,126	\$ 4,138	\$ 12

LAKE COUNTY, OHIO

SCHEDULE OF REVENUES, EXPENDITURES AND CHANGES IN FUND BALANCES - BUDGET AND ACTUAL OTHER SPECIAL REVENUE FUNDS

(NON-GAAP BUDGETARY BASIS)

FOR THE YEAR ENDED DECEMBER 31, 2007

NARCOTICS AGENCY	BUDGETED AMOUNTS		ACTUAL AMOUNTS	VARIANCE WITH FINAL BUDGET POSITIVE (NEGATIVE)
	ORIGINAL	FINAL		
REVENUES:				
Property taxes	\$ 1,113,292	\$ 1,113,292	\$ 1,170,210	\$ 56,918
Other taxes	1,625	1,625	1,625	0
Fines and forfeitures	4,000	8,000	8,218	218
Intergovernmental	262,415	262,415	291,258	28,843
Miscellaneous	59,500	50,700	65,329	14,629
TOTAL REVENUES	<u>1,440,832</u>	<u>1,436,032</u>	<u>1,536,640</u>	<u>100,608</u>
EXPENDITURES:				
CURRENT:				
JUDICIAL AND PUBLIC SAFETY				
Personal services	946,850	946,850	903,596	43,254
Materials and supplies	76,000	79,468	63,013	16,455
Contractual services	52,243	57,243	30,758	26,485
Operating expenditures	189,200	191,700	140,710	50,990
Other expenditures	9,261	20,245	10,762	9,483
Fringe benefits and insurance	318,450	307,482	283,759	23,723
Capital outlay	12,000	12,000	4,122	7,878
TOTAL EXPENDITURES	<u>1,604,004</u>	<u>1,614,988</u>	<u>1,436,720</u>	<u>178,268</u>
EXCESS (DEFICIENCY) OF REVENUES OVER EXPENDITURES	(163,172)	(178,956)	99,920	278,876
OTHER FINANCING SOURCES (USES):				
Sale of capital assets	4,000	4,000	4,076	76
TOTAL OTHER FINANCING SOURCES (USES)	<u>4,000</u>	<u>4,000</u>	<u>4,076</u>	<u>76</u>
EXCESS (DEFICIENCY) OF REVENUES AND OTHER FINANCING SOURCES OVER EXPENDITURES AND OTHER USES	(159,172)	(174,956)	103,996	278,952
FUND BALANCE (DEFICIT) AT BEGINNING OF YEAR	<u>2,415,742</u>	<u>2,415,742</u>	<u>2,415,742</u>	<u>0</u>
FUND BALANCE (DEFICIT) AT END OF YEAR	<u>\$ 2,256,570</u>	<u>\$ 2,240,786</u>	<u>\$ 2,519,738</u>	<u>\$ 278,952</u>

LAKE COUNTY, OHIO

SCHEDULE OF REVENUES, EXPENDITURES AND CHANGES IN FUND BALANCES - BUDGET AND ACTUAL OTHER SPECIAL REVENUE FUNDS

(NON-GAAP BUDGETARY BASIS)

FOR THE YEAR ENDED DECEMBER 31, 2007

PHARMACY DIVERSION GRANT	BUDGETED AMOUNTS		ACTUAL AMOUNTS	VARIANCE WITH FINAL BUDGET POSITIVE (NEGATIVE)
	ORIGINAL	FINAL		
REVENUES:				
Intergovernmental	\$ 43,200	\$ 43,200	\$ 48,843	\$ 5,643
TOTAL REVENUES	43,200	43,200	48,843	5,643
EXPENDITURES:				
CURRENT:				
JUDICIAL AND PUBLIC SAFETY				
Personal services	28,350	28,350	28,350	0
Materials and supplies	7,275	7,275	7,125	150
Contractual services	300	300	300	0
Operating expenditures	1,275	1,275	1,275	0
Capital outlay	6,000	6,000	6,000	0
TOTAL EXPENDITURES	43,200	43,200	43,050	150
EXCESS (DEFICIENCY) OF REVENUES OVER EXPENDITURES	0	0	5,793	5,793
EXCESS (DEFICIENCY) OF REVENUES AND OTHER FINANCING SOURCES OVER EXPENDITURES AND OTHER USES	0	0	5,793	5,793
FUND BALANCE (DEFICIT) AT BEGINNING OF YEAR	4,220	4,220	4,220	0
FUND BALANCE (DEFICIT) AT END OF YEAR	\$ 4,220	\$ 4,220	\$ 10,013	\$ 5,793

LAKE COUNTY, OHIO

SCHEDULE OF REVENUES, EXPENDITURES AND CHANGES IN FUND BALANCES - BUDGET AND ACTUAL OTHER SPECIAL REVENUE FUNDS

(NON-GAAP BUDGETARY BASIS)

FOR THE YEAR ENDED DECEMBER 31, 2007

FORENSIC CRIME LABORATORY	BUDGETED AMOUNTS		ACTUAL AMOUNTS	VARIANCE WITH FINAL BUDGET POSITIVE (NEGATIVE)
	ORIGINAL	FINAL		
REVENUES:				
Property taxes	\$ 1,341,059	\$ 1,341,059	\$ 1,404,578	\$ 63,519
Other taxes	1,959	1,959	1,959	0
Intergovernmental	342,217	342,217	306,431	(35,786)
Miscellaneous	100,000	100,000	100,301	301
TOTAL REVENUES	<u>1,785,235</u>	<u>1,785,235</u>	<u>1,813,269</u>	<u>28,034</u>
EXPENDITURES:				
CURRENT:				
JUDICIAL AND PUBLIC SAFETY				
Personal services	712,000	712,000	697,866	14,134
Materials and supplies	97,000	97,000	62,451	34,549
Contractual services	219,000	267,000	187,355	79,645
Operating expenditures	168,000	181,200	128,462	52,738
Other expenditures	68,373	18,373	6,429	11,944
Fringe benefits and insurance	219,290	220,990	206,837	14,153
Capital outlay	226,629	76,629	58,563	18,066
TOTAL EXPENDITURES	<u>1,710,292</u>	<u>1,573,192</u>	<u>1,347,963</u>	<u>225,229</u>
EXCESS (DEFICIENCY) OF REVENUES OVER EXPENDITURES	74,943	212,043	465,306	253,263
OTHER FINANCING SOURCES (USES):				
Sale of capital assets		30	30	0
Transfers-out	(119,020)	(119,020)	(119,020)	0
TOTAL OTHER FINANCING SOURCES (USES)	<u>(119,020)</u>	<u>(118,990)</u>	<u>(118,990)</u>	<u>0</u>
EXCESS (DEFICIENCY) OF REVENUES AND OTHER FINANCING SOURCES OVER EXPENDITURES AND OTHER USES	(44,077)	93,053	346,316	253,263
FUND BALANCE (DEFICIT) AT BEGINNING OF YEAR	3,919,340	3,919,340	3,919,340	0
Unexpended Prior Year Encumbrances	<u>5,501</u>	<u>5,501</u>	<u>5,501</u>	<u>0</u>
FUND BALANCE (DEFICIT) AT END OF YEAR	<u>\$ 3,880,764</u>	<u>\$ 4,017,894</u>	<u>\$ 4,271,157</u>	<u>\$ 253,263</u>

LAKE COUNTY, OHIO

SCHEDULE OF REVENUES, EXPENDITURES AND CHANGES IN FUND BALANCES - BUDGET AND ACTUAL OTHER SPECIAL REVENUE FUNDS

(NON-GAAP BUDGETARY BASIS)

FOR THE YEAR ENDED DECEMBER 31, 2007

EMERGENCY MANAGEMENT AGENCY	BUDGETED AMOUNTS		ACTUAL AMOUNTS	VARIANCE WITH FINAL BUDGET POSITIVE (NEGATIVE)
	ORIGINAL	FINAL		
REVENUES:				
Intergovernmental	\$ 73,124	\$ 73,124	\$ 80,437	\$ 7,313
Miscellaneous	29,800	29,800	29,976	176
TOTAL REVENUES	<u>102,924</u>	<u>102,924</u>	<u>110,413</u>	<u>7,489</u>
EXPENDITURES:				
CURRENT:				
JUDICIAL AND PUBLIC SAFETY				
Personal services	178,000	180,600	179,750	850
Materials and supplies	5,200	6,200	5,664	536
Contractual services	13,746	15,600	13,079	2,521
Operating expenditures	60,656	63,656	52,237	11,419
Other expenditures	22,500	24,883	21,850	3,033
Fringe benefits and insurance	81,247	85,597	83,686	1,911
Capital outlay	8,000	1,620	1,620	0
TOTAL EXPENDITURES	<u>369,349</u>	<u>378,156</u>	<u>357,886</u>	<u>20,270</u>
EXCESS (DEFICIENCY) OF REVENUES OVER EXPENDITURES	(266,425)	(275,232)	(247,473)	27,759
OTHER FINANCING SOURCES (USES):				
Sale of capital assets		50	50	0
Transfers-in	268,691	268,691	268,691	0
TOTAL OTHER FINANCING SOURCES (USES)	<u>268,691</u>	<u>268,741</u>	<u>268,741</u>	<u>0</u>
EXCESS (DEFICIENCY) OF REVENUES AND OTHER FINANCING SOURCES OVER EXPENDITURES AND OTHER USES	2,266	(6,491)	21,268	27,759
FUND BALANCE (DEFICIT) AT BEGINNING OF YEAR	<u>65,202</u>	<u>65,202</u>	<u>65,202</u>	<u>0</u>
FUND BALANCE (DEFICIT) AT END OF YEAR	<u>\$ 67,468</u>	<u>\$ 58,711</u>	<u>\$ 86,470</u>	<u>\$ 27,759</u>

LAKE COUNTY, OHIO

SCHEDULE OF REVENUES, EXPENDITURES AND CHANGES IN FUND BALANCES - BUDGET AND ACTUAL OTHER SPECIAL REVENUE FUNDS

(NON-GAAP BUDGETARY BASIS)

FOR THE YEAR ENDED DECEMBER 31, 2007

EMERGENCY RESPONSE EQUIPMENT	BUDGETED AMOUNTS		ACTUAL AMOUNTS	VARIANCE WITH FINAL BUDGET POSITIVE (NEGATIVE)
	ORIGINAL	FINAL		
REVENUES:				
TOTAL REVENUES	0	0	0	0
EXPENDITURES:				
CURRENT:				
JUDICIAL AND PUBLIC SAFETY				
Materials and supplies	3,500	3,500	1,273	2,227
Other expenditures	500	500	194	306
TOTAL EXPENDITURES	4,000	4,000	1,467	2,533
EXCESS (DEFICIENCY) OF REVENUES OVER EXPENDITURES	(4,000)	(4,000)	(1,467)	2,533
EXCESS (DEFICIENCY) OF REVENUES AND OTHER FINANCING SOURCES OVER EXPENDITURES AND OTHER USES	(4,000)	(4,000)	(1,467)	2,533
FUND BALANCE (DEFICIT) AT BEGINNING OF YEAR	11,639	11,639	11,639	0
FUND BALANCE (DEFICIT) AT END OF YEAR	\$ 7,639	\$ 7,639	\$ 10,172	\$ 2,533

LAKE COUNTY, OHIO

SCHEDULE OF REVENUES, EXPENDITURES AND CHANGES IN FUND BALANCES - BUDGET AND ACTUAL OTHER SPECIAL REVENUE FUNDS

(NON-GAAP BUDGETARY BASIS)

FOR THE YEAR ENDED DECEMBER 31, 2007

HOMELAND SECURITY	BUDGETED AMOUNTS		ACTUAL AMOUNTS	VARIANCE WITH FINAL BUDGET POSITIVE (NEGATIVE)
	ORIGINAL	FINAL		
REVENUES:				
Intergovernmental	\$ 693,417	\$ 693,417	\$ 499,216	\$ (194,201)
TOTAL REVENUES	<u>693,417</u>	<u>693,417</u>	<u>499,216</u>	<u>(194,201)</u>
EXPENDITURES:				
CURRENT:				
JUDICIAL AND PUBLIC SAFETY				
Materials and supplies	12,000	12,000	11,545	455
Contractual services	25,000	25,000	2,909	22,091
Other expenditures	50,000	25,000	17,010	7,990
Capital outlay	606,417	481,417	458,749	22,668
TOTAL EXPENDITURES	<u>693,417</u>	<u>543,417</u>	<u>490,213</u>	<u>53,204</u>
EXCESS (DEFICIENCY) OF REVENUES OVER EXPENDITURES	0	150,000	9,003	(140,997)
EXCESS (DEFICIENCY) OF REVENUES AND OTHER FINANCING SOURCES OVER EXPENDITURES AND OTHER USES	0	150,000	9,003	(140,997)
FUND BALANCE (DEFICIT) AT BEGINNING OF YEAR	<u>615</u>	<u>615</u>	<u>615</u>	<u>0</u>
FUND BALANCE (DEFICIT) AT END OF YEAR	<u>\$ 615</u>	<u>\$ 150,615</u>	<u>\$ 9,618</u>	<u>\$ (140,997)</u>

LAKE COUNTY, OHIO

SCHEDULE OF REVENUES, EXPENDITURES AND CHANGES IN FUND BALANCES - BUDGET AND ACTUAL OTHER SPECIAL REVENUE FUNDS

(NON-GAAP BUDGETARY BASIS)

FOR THE YEAR ENDED DECEMBER 31, 2007

FEMA FLOOD REIMBURSEMENTS	BUDGETED AMOUNTS		ACTUAL AMOUNTS	VARIANCE WITH FINAL BUDGET POSITIVE (NEGATIVE)
	ORIGINAL	FINAL		
REVENUES:				
Intergovernmental	\$ 84,382	\$ 568,569	\$ 568,569	\$ 0
TOTAL REVENUES	<u>84,382</u>	<u>568,569</u>	<u>568,569</u>	<u>0</u>
EXPENDITURES:				
CURRENT:				
JUDICIAL AND PUBLIC SAFETY				
Other expenditures	<u>163,212</u>	<u>647,399</u>	<u>647,399</u>	<u>0</u>
TOTAL EXPENDITURES	<u>163,212</u>	<u>647,399</u>	<u>647,399</u>	<u>0</u>
EXCESS (DEFICIENCY) OF REVENUES OVER EXPENDITURES	(78,830)	(78,830)	(78,830)	0
EXCESS (DEFICIENCY) OF REVENUES AND OTHER FINANCING SOURCES OVER EXPENDITURES AND OTHER USES	(78,830)	(78,830)	(78,830)	0
FUND BALANCE (DEFICIT) AT BEGINNING OF YEAR	<u>78,830</u>	<u>78,830</u>	<u>78,830</u>	<u>0</u>
FUND BALANCE (DEFICIT) AT END OF YEAR	<u>\$ 0</u>	<u>\$ 0</u>	<u>\$ 0</u>	<u>\$ 0</u>

LAKE COUNTY, OHIO

SCHEDULE OF REVENUES, EXPENDITURES AND CHANGES IN FUND BALANCES - BUDGET AND ACTUAL OTHER SPECIAL REVENUE FUNDS

(NON-GAAP BUDGETARY BASIS)

FOR THE YEAR ENDED DECEMBER 31, 2007

PROSECUTOR'S 4-D	BUDGETED AMOUNTS		ACTUAL AMOUNTS	VARIANCE WITH FINAL BUDGET POSITIVE (NEGATIVE)
	ORIGINAL	FINAL		
REVENUES:				
Fees and charges for services	\$ 716,300	\$ 716,300	\$ 711,017	\$ (5,283)
Miscellaneous			200	200
TOTAL REVENUES	<u>716,300</u>	<u>716,300</u>	<u>711,217</u>	<u>(5,083)</u>
EXPENDITURES:				
CURRENT:				
JUDICIAL AND PUBLIC SAFETY				
Personal services	507,560	507,560	499,246	8,314
Materials and supplies	2,000	2,000	1,901	99
Contractual services	17,100	17,100	16,709	391
Operating expenditures	10,840	10,840	8,728	2,112
Other expenditures	2,000	2,000	1,933	67
Fringe benefits and insurance	161,950	161,950	158,390	3,560
Capital outlay	4,995	4,995	2,200	2,795
TOTAL EXPENDITURES	<u>706,445</u>	<u>706,445</u>	<u>689,107</u>	<u>17,338</u>
EXCESS (DEFICIENCY) OF REVENUES OVER EXPENDITURES	9,855	9,855	22,110	12,255
EXCESS (DEFICIENCY) OF REVENUES AND OTHER FINANCING SOURCES OVER EXPENDITURES AND OTHER USES	9,855	9,855	22,110	12,255
FUND BALANCE (DEFICIT) AT BEGINNING OF YEAR	49,657	49,657	49,657	0
Unexpended Prior Year Encumbrances	<u>340</u>	<u>340</u>	<u>340</u>	<u>0</u>
FUND BALANCE (DEFICIT) AT END OF YEAR	<u>\$ 59,852</u>	<u>\$ 59,852</u>	<u>\$ 72,107</u>	<u>\$ 12,255</u>

LAKE COUNTY, OHIO

SCHEDULE OF REVENUES, EXPENDITURES AND CHANGES IN FUND BALANCES - BUDGET AND ACTUAL OTHER SPECIAL REVENUE FUNDS

(NON-GAAP BUDGETARY BASIS)

FOR THE YEAR ENDED DECEMBER 31, 2007

PROSECUTOR'S DELINQUENT TAX	BUDGETED AMOUNTS		ACTUAL AMOUNTS	VARIANCE WITH FINAL BUDGET POSITIVE (NEGATIVE)
	ORIGINAL	FINAL		
REVENUES:				
Fees and charges for services	\$ 300,000	\$ 376,000	\$ 390,100	\$ 14,100
Miscellaneous			50	50
TOTAL REVENUES	<u>300,000</u>	<u>376,000</u>	<u>390,150</u>	<u>14,150</u>
EXPENDITURES:				
CURRENT:				
JUDICIAL AND PUBLIC SAFETY				
Personal services	140,000	194,000	180,910	13,090
Materials and supplies	3,000	3,000	2,371	629
Contractual services	2,695	2,695	2,000	695
Operating expenditures	35,000	67,000	60,639	6,361
Other expenditures	3,000			0
Fringe benefits and insurance	29,124	46,690	42,539	4,151
Capital outlay	5,000	4,598	4,398	200
TOTAL EXPENDITURES	<u>217,819</u>	<u>317,983</u>	<u>292,857</u>	<u>25,126</u>
EXCESS (DEFICIENCY) OF REVENUES OVER EXPENDITURES	82,181	58,017	97,293	39,276
EXCESS (DEFICIENCY) OF REVENUES AND OTHER FINANCING SOURCES OVER EXPENDITURES AND OTHER USES	82,181	58,017	97,293	39,276
FUND BALANCE (DEFICIT) AT BEGINNING OF YEAR	<u>1,537,068</u>	<u>1,537,068</u>	<u>1,537,068</u>	<u>0</u>
FUND BALANCE (DEFICIT) AT END OF YEAR	<u>\$ 1,619,249</u>	<u>\$ 1,595,085</u>	<u>\$ 1,634,361</u>	<u>\$ 39,276</u>

LAKE COUNTY, OHIO

SCHEDULE OF REVENUES, EXPENDITURES AND CHANGES IN FUND BALANCES - BUDGET AND ACTUAL OTHER SPECIAL REVENUE FUNDS

(NON-GAAP BUDGETARY BASIS)

FOR THE YEAR ENDED DECEMBER 31, 2007

PROSECUTOR'S VICTIM/ WITNESS ASSISTANCE	BUDGETED AMOUNTS		ACTUAL AMOUNTS	VARIANCE WITH FINAL BUDGET POSITIVE (NEGATIVE)
	ORIGINAL	FINAL		
REVENUES:				
Intergovernmental	\$ 267,494	\$ 267,494	\$ 272,920	\$ 5,426
Miscellaneous	22,500	24,000	24,394	394
TOTAL REVENUES	<u>289,994</u>	<u>291,494</u>	<u>297,314</u>	<u>5,820</u>
EXPENDITURES:				
CURRENT:				
JUDICIAL AND PUBLIC SAFETY				
Personal services	273,000	273,000	221,720	51,280
Contractual services	32,500	32,500	30,476	2,024
Operating expenditures		1,200	1,200	0
Other expenditures	6,541	6,541	1,267	5,274
Fringe benefits and insurance	103,200	103,450	84,987	18,463
TOTAL EXPENDITURES	<u>415,241</u>	<u>416,691</u>	<u>339,650</u>	<u>77,041</u>
EXCESS (DEFICIENCY) OF REVENUES OVER EXPENDITURES	(125,247)	(125,197)	(42,336)	82,861
OTHER FINANCING SOURCES (USES):				
Transfers-in	61,295	61,295	62,250	955
TOTAL OTHER FINANCING SOURCES (USES)	<u>61,295</u>	<u>61,295</u>	<u>62,250</u>	<u>955</u>
EXCESS (DEFICIENCY) OF REVENUES AND OTHER FINANCING SOURCES OVER EXPENDITURES AND OTHER USES	(63,952)	(63,902)	19,914	83,816
FUND BALANCE (DEFICIT) AT BEGINNING OF YEAR	<u>140,649</u>	<u>140,649</u>	<u>140,649</u>	<u>0</u>
FUND BALANCE (DEFICIT) AT END OF YEAR	<u>\$ 76,697</u>	<u>\$ 76,747</u>	<u>\$ 160,563</u>	<u>\$ 83,816</u>

LAKE COUNTY, OHIO

SCHEDULE OF REVENUES, EXPENDITURES AND CHANGES IN FUND BALANCES - BUDGET AND ACTUAL OTHER SPECIAL REVENUE FUNDS

(NON-GAAP BUDGETARY BASIS)

FOR THE YEAR ENDED DECEMBER 31, 2007

SHERIFF'S MARINE PATROL	BUDGETED AMOUNTS		ACTUAL AMOUNTS	VARIANCE WITH FINAL BUDGET POSITIVE (NEGATIVE)
	ORIGINAL	FINAL		
REVENUES:				
Intergovernmental	\$ 35,000	\$ 35,000	\$ 24,286	\$ (10,714)
TOTAL REVENUES	35,000	35,000	24,286	(10,714)
EXPENDITURES:				
CURRENT:				
JUDICIAL AND PUBLIC SAFETY				
Personal services	35,000	30,761	30,532	229
Materials and supplies	10,526	8,151	7,269	882
Operating expenditures	8,490	8,700	7,645	1,055
Fringe benefits and insurance	6,510	5,800	5,648	152
TOTAL EXPENDITURES	60,526	53,412	51,094	2,318
EXCESS (DEFICIENCY) OF REVENUES OVER EXPENDITURES	(25,526)	(18,412)	(26,808)	(8,396)
OTHER FINANCING SOURCES (USES):				
Transfers-in	25,000	25,000	25,000	0
TOTAL OTHER FINANCING SOURCES (USES)	25,000	25,000	25,000	0
EXCESS (DEFICIENCY) OF REVENUES AND OTHER FINANCING SOURCES OVER EXPENDITURES AND OTHER USES	(526)	6,588	(1,808)	(8,396)
FUND BALANCE (DEFICIT) AT BEGINNING OF YEAR	100,057	100,057	100,057	0
Unexpended Prior Year Encumbrances	526	526	526	0
FUND BALANCE (DEFICIT) AT END OF YEAR	\$ 100,057	\$ 107,171	\$ 98,775	\$ (8,396)

LAKE COUNTY, OHIO

SCHEDULE OF REVENUES, EXPENDITURES AND CHANGES IN FUND BALANCES - BUDGET AND ACTUAL OTHER SPECIAL REVENUE FUNDS

(NON-GAAP BUDGETARY BASIS)

FOR THE YEAR ENDED DECEMBER 31, 2007

INDIGENT GUARDIANSHIP	BUDGETED AMOUNTS		ACTUAL AMOUNTS	VARIANCE WITH FINAL BUDGET POSITIVE (NEGATIVE)
	ORIGINAL	FINAL		
REVENUES:				
Fees and charges for services	\$ 29,000	\$ 29,000	\$ 25,058	\$ (3,942)
TOTAL REVENUES	29,000	29,000	25,058	(3,942)
EXPENDITURES:				
CURRENT:				
JUDICIAL AND PUBLIC SAFETY				
Operating expenditures	32,000	32,000	29,762	2,238
TOTAL EXPENDITURES	32,000	32,000	29,762	2,238
EXCESS (DEFICIENCY) OF REVENUES OVER EXPENDITURES	(3,000)	(3,000)	(4,704)	(1,704)
EXCESS (DEFICIENCY) OF REVENUES AND OTHER FINANCING SOURCES OVER EXPENDITURES AND OTHER USES	(3,000)	(3,000)	(4,704)	(1,704)
FUND BALANCE (DEFICIT) AT BEGINNING OF YEAR	10,705	10,705	10,705	0
FUND BALANCE (DEFICIT) AT END OF YEAR	\$ 7,705	\$ 7,705	\$ 6,001	\$ (1,704)

LAKE COUNTY, OHIO

SCHEDULE OF REVENUES, EXPENDITURES AND CHANGES IN FUND BALANCES - BUDGET AND ACTUAL OTHER SPECIAL REVENUE FUNDS

(NON-GAAP BUDGETARY BASIS)

FOR THE YEAR ENDED DECEMBER 31, 2007

PILOT PROBATION GRANT	BUDGETED AMOUNTS		ACTUAL AMOUNTS	VARIANCE WITH FINAL BUDGET POSITIVE (NEGATIVE)
	ORIGINAL	FINAL		
REVENUES:				
Intergovernmental	\$ 394,162	\$ 394,162	\$ 400,074	\$ 5,912
Miscellaneous			150	150
TOTAL REVENUES	<u>394,162</u>	<u>394,162</u>	<u>400,224</u>	<u>6,062</u>
EXPENDITURES:				
CURRENT:				
JUDICIAL AND PUBLIC SAFETY				
Personal services	214,174	214,174	196,989	17,185
Materials and supplies	1,393	1,033	344	689
Contractual services	20,000	20,000	19,939	61
Operating expenditures	65,115	65,115	62,509	2,606
Other expenditures		51,335	51,335	0
Fringe benefits and insurance	<u>93,480</u>	<u>93,840</u>	<u>74,368</u>	<u>19,472</u>
TOTAL EXPENDITURES	<u>394,162</u>	<u>445,497</u>	<u>405,484</u>	<u>40,013</u>
EXCESS (DEFICIENCY) OF REVENUES OVER EXPENDITURES	0	(51,335)	(5,260)	46,075
EXCESS (DEFICIENCY) OF REVENUES AND OTHER FINANCING SOURCES OVER EXPENDITURES AND OTHER USES	0	(51,335)	(5,260)	46,075
FUND BALANCE (DEFICIT) AT BEGINNING OF YEAR	<u>89,230</u>	<u>89,230</u>	<u>89,230</u>	<u>0</u>
FUND BALANCE (DEFICIT) AT END OF YEAR	<u>\$ 89,230</u>	<u>\$ 37,895</u>	<u>\$ 83,970</u>	<u>\$ 46,075</u>

LAKE COUNTY, OHIO

SCHEDULE OF REVENUES, EXPENDITURES AND CHANGES IN FUND BALANCES - BUDGET AND ACTUAL OTHER SPECIAL REVENUE FUNDS

(NON-GAAP BUDGETARY BASIS)

FOR THE YEAR ENDED DECEMBER 31, 2007

800 MHZ COMMUNICATIONS SYSTEM	BUDGETED AMOUNTS		ACTUAL AMOUNTS	VARIANCE WITH FINAL BUDGET POSITIVE (NEGATIVE)
	ORIGINAL	FINAL		
REVENUES:				
Fees and charges for services	\$ 385,403	\$ 385,403	\$ 356,963	\$ (28,440)
TOTAL REVENUES	385,403	385,403	356,963	(28,440)
EXPENDITURES:				
CURRENT:				
GENERAL GOVERNMENT				
Personal services	310,296	310,296	310,296	0
Materials and supplies	8,100	11,675	11,633	42
Contractual services	12,000	11,500	8,299	3,201
Operating expenditures	42,000	38,925	32,003	6,922
Other expenditures	4,261	2,261	2,174	87
Capital outlay	6,674	20,674	20,591	83
TOTAL EXPENDITURES	383,331	395,331	384,996	10,335
EXCESS (DEFICIENCY) OF REVENUES OVER EXPENDITURES	2,072	(9,928)	(28,033)	(18,105)
EXCESS (DEFICIENCY) OF REVENUES AND OTHER FINANCING SOURCES OVER EXPENDITURES AND OTHER USES	2,072	(9,928)	(28,033)	(18,105)
FUND BALANCE (DEFICIT) AT BEGINNING OF YEAR	60,824	60,824	60,824	0
Unexpended Prior Year Encumbrances	61	61	61	0
FUND BALANCE (DEFICIT) AT END OF YEAR	\$ 62,957	\$ 50,957	\$ 32,852	\$ (18,105)

LAKE COUNTY, OHIO

SCHEDULE OF REVENUES, EXPENDITURES AND CHANGES IN FUND BALANCES - BUDGET AND ACTUAL OTHER SPECIAL REVENUE FUNDS

(NON-GAAP BUDGETARY BASIS)

FOR THE YEAR ENDED DECEMBER 31, 2007

450 MHZ PAGING SYSTEM	BUDGETED AMOUNTS		ACTUAL AMOUNTS	VARIANCE WITH FINAL BUDGET POSITIVE (NEGATIVE)
	ORIGINAL	FINAL		
REVENUES:				
Intergovernmental	\$ 27,600	\$ 27,600	\$ 13,800	\$ (13,800)
TOTAL REVENUES	<u>27,600</u>	<u>27,600</u>	<u>13,800</u>	<u>(13,800)</u>
EXPENDITURES:				
CURRENT:				
GENERAL GOVERNMENT				
Personal services	7,704	7,704	7,704	0
Capital outlay	15,000			0
TOTAL EXPENDITURES	<u>22,704</u>	<u>7,704</u>	<u>7,704</u>	<u>0</u>
EXCESS (DEFICIENCY) OF REVENUES OVER EXPENDITURES	4,896	19,896	6,096	(13,800)
EXCESS (DEFICIENCY) OF REVENUES AND OTHER FINANCING SOURCES OVER EXPENDITURES AND OTHER USES	4,896	19,896	6,096	(13,800)
FUND BALANCE (DEFICIT) AT BEGINNING OF YEAR	<u>96,949</u>	<u>96,949</u>	<u>96,949</u>	<u>0</u>
FUND BALANCE (DEFICIT) AT END OF YEAR	<u>\$ 101,845</u>	<u>\$ 116,845</u>	<u>\$ 103,045</u>	<u>\$ (13,800)</u>

LAKE COUNTY, OHIO

SCHEDULE OF REVENUES, EXPENDITURES AND CHANGES IN FUND BALANCES - BUDGET AND ACTUAL OTHER SPECIAL REVENUE FUNDS

(NON-GAAP BUDGETARY BASIS)

FOR THE YEAR ENDED DECEMBER 31, 2007

EMERGENCY PLANNING	BUDGETED AMOUNTS		ACTUAL AMOUNTS	VARIANCE WITH FINAL BUDGET POSITIVE (NEGATIVE)
	ORIGINAL	FINAL		
REVENUES:				
Intergovernmental	\$ 29,000	\$ 31,600	\$ 31,599	\$ (1)
TOTAL REVENUES	29,000	31,600	31,599	(1)
EXPENDITURES:				
CURRENT:				
JUDICIAL AND PUBLIC SAFETY				
Personal services	17,500	17,500	12,354	5,146
Materials and supplies	1,000	1,000	390	610
Contractual services	1,000	1,000	250	750
Operating expenditures	12,950	10,700	8,298	2,402
Other expenditures	1,500	1,500	1,214	286
Fringe benefits and insurance	3,028	3,028	2,092	936
Capital outlay		5,250	5,249	1
TOTAL EXPENDITURES	36,978	39,978	29,847	10,131
EXCESS (DEFICIENCY) OF REVENUES OVER EXPENDITURES	(7,978)	(8,378)	1,752	10,130
EXCESS (DEFICIENCY) OF REVENUES AND OTHER FINANCING SOURCES OVER EXPENDITURES AND OTHER USES	(7,978)	(8,378)	1,752	10,130
FUND BALANCE (DEFICIT) AT BEGINNING OF YEAR	100,757	100,757	100,757	0
FUND BALANCE (DEFICIT) AT END OF YEAR	\$ 92,779	\$ 92,379	\$ 102,509	\$ 10,130

LAKE COUNTY, OHIO

SCHEDULE OF REVENUES, EXPENDITURES AND CHANGES IN FUND BALANCES - BUDGET AND ACTUAL OTHER SPECIAL REVENUE FUNDS

(NON-GAAP BUDGETARY BASIS)

FOR THE YEAR ENDED DECEMBER 31, 2007

DOMESTIC RELATIONS COURT 4-D	BUDGETED AMOUNTS		ACTUAL AMOUNTS	VARIANCE WITH FINAL BUDGET POSITIVE (NEGATIVE)
	ORIGINAL	FINAL		
REVENUES:				
Fees and charges for services	\$ 322,617	\$ 322,617	\$ 276,508	\$ (46,109)
TOTAL REVENUES	<u>322,617</u>	<u>322,617</u>	<u>276,508</u>	<u>(46,109)</u>
EXPENDITURES:				
CURRENT:				
JUDICIAL AND PUBLIC SAFETY				
Personal services	208,344	208,344	200,775	7,569
Materials and supplies	1,620	1,620	1,578	42
Contractual services	7,910	7,910	4,654	3,256
Operating expenditures	8,000	8,000	2,910	5,090
Other expenditures	1,190	1,190	912	278
Fringe benefits and insurance	<u>66,750</u>	<u>66,750</u>	<u>61,477</u>	<u>5,273</u>
TOTAL EXPENDITURES	<u>293,814</u>	<u>293,814</u>	<u>272,306</u>	<u>21,508</u>
EXCESS (DEFICIENCY) OF REVENUES OVER EXPENDITURES	28,803	28,803	4,202	(24,601)
EXCESS (DEFICIENCY) OF REVENUES AND OTHER FINANCING SOURCES OVER EXPENDITURES AND OTHER USES	28,803	28,803	4,202	(24,601)
FUND BALANCE (DEFICIT) AT BEGINNING OF YEAR	<u>14,992</u>	<u>14,992</u>	<u>14,992</u>	<u>0</u>
FUND BALANCE (DEFICIT) AT END OF YEAR	<u>\$ 43,795</u>	<u>\$ 43,795</u>	<u>\$ 19,194</u>	<u>\$ (24,601)</u>

LAKE COUNTY, OHIO

SCHEDULE OF REVENUES, EXPENDITURES AND CHANGES IN FUND BALANCES - BUDGET AND ACTUAL OTHER SPECIAL REVENUE FUNDS

(NON-GAAP BUDGETARY BASIS)

FOR THE YEAR ENDED DECEMBER 31, 2007

DOMESTIC RELATIONS COURT COMPUTERIZATION	BUDGETED AMOUNTS		ACTUAL AMOUNTS	VARIANCE WITH FINAL BUDGET POSITIVE (NEGATIVE)
	ORIGINAL	FINAL		
REVENUES:				
Fines and forfeitures	\$ 24,000	\$ 54,000	\$ 45,779	\$ (8,221)
TOTAL REVENUES	<u>24,000</u>	<u>54,000</u>	<u>45,779</u>	<u>(8,221)</u>
EXPENDITURES:				
CURRENT:				
JUDICIAL AND PUBLIC SAFETY				
Contractual services	4,259	7,600	2,812	4,788
Other expenditures	13,000	33,511	32,510	1,001
Capital outlay	<u>1,000</u>	<u>1,000</u>	<u>1,000</u>	<u>1,000</u>
TOTAL EXPENDITURES	<u>18,259</u>	<u>42,111</u>	<u>35,322</u>	<u>6,789</u>
EXCESS (DEFICIENCY) OF REVENUES OVER EXPENDITURES	5,741	11,889	10,457	(1,432)
EXCESS (DEFICIENCY) OF REVENUES AND OTHER FINANCING SOURCES OVER EXPENDITURES AND OTHER USES	5,741	11,889	10,457	(1,432)
FUND BALANCE (DEFICIT) AT BEGINNING OF YEAR	<u>18,426</u>	<u>18,426</u>	<u>18,426</u>	<u>0</u>
FUND BALANCE (DEFICIT) AT END OF YEAR	<u>\$ 24,167</u>	<u>\$ 30,315</u>	<u>\$ 28,883</u>	<u>\$ (1,432)</u>

LAKE COUNTY, OHIO

SCHEDULE OF REVENUES, EXPENDITURES AND CHANGES IN FUND BALANCES - BUDGET AND ACTUAL OTHER SPECIAL REVENUE FUNDS

(NON-GAAP BUDGETARY BASIS)

FOR THE YEAR ENDED DECEMBER 31, 2007

BEYOND THE MIDDLE PROGRAM	BUDGETED AMOUNTS		ACTUAL AMOUNTS	VARIANCE WITH FINAL BUDGET POSITIVE (NEGATIVE)
	ORIGINAL	FINAL		
REVENUES:				
Fines and forfeitures	\$ 10,000	\$ 10,000	\$ 4,549	\$ (5,451)
Miscellaneous		100	120	20
TOTAL REVENUES	<u>10,000</u>	<u>10,100</u>	<u>4,669</u>	<u>(5,431)</u>
EXPENDITURES:				
CURRENT:				
JUDICIAL AND PUBLIC SAFETY				
Contractual services	<u>25,000</u>	<u>15,000</u>	<u>5,881</u>	<u>9,119</u>
TOTAL EXPENDITURES	<u>25,000</u>	<u>15,000</u>	<u>5,881</u>	<u>9,119</u>
EXCESS (DEFICIENCY) OF REVENUES OVER EXPENDITURES	(15,000)	(4,900)	(1,212)	3,688
EXCESS (DEFICIENCY) OF REVENUES AND OTHER FINANCING SOURCES OVER EXPENDITURES AND OTHER USES	(15,000)	(4,900)	(1,212)	3,688
FUND BALANCE (DEFICIT) AT BEGINNING OF YEAR	<u>98,168</u>	<u>98,168</u>	<u>98,168</u>	<u>0</u>
FUND BALANCE (DEFICIT) AT END OF YEAR	<u>\$ 83,168</u>	<u>\$ 93,268</u>	<u>\$ 96,956</u>	<u>\$ 3,688</u>

LAKE COUNTY, OHIO

SCHEDULE OF REVENUES, EXPENDITURES AND CHANGES IN FUND BALANCES - BUDGET AND ACTUAL OTHER SPECIAL REVENUE FUNDS

(NON-GAAP BUDGETARY BASIS)

FOR THE YEAR ENDED DECEMBER 31, 2007

JUVENILE COURT LEGAL RESEARCH	BUDGETED AMOUNTS		ACTUAL AMOUNTS	VARIANCE WITH FINAL BUDGET POSITIVE (NEGATIVE)
	ORIGINAL	FINAL		
REVENUES:				
Fines and forfeitures	\$ 4,500	\$ 4,500	\$ 5,319	\$ 819
TOTAL REVENUES	4,500	4,500	5,319	819
EXPENDITURES:				
CURRENT:				
JUDICIAL AND PUBLIC SAFETY				0
TOTAL EXPENDITURES	0	0	0	0
EXCESS (DEFICIENCY) OF REVENUES OVER EXPENDITURES	4,500	4,500	5,319	819
OTHER FINANCING SOURCES (USES):				
TOTAL OTHER FINANCING SOURCES (USES)	0	0	0	0
EXCESS (DEFICIENCY) OF REVENUES AND OTHER FINANCING SOURCES OVER EXPENDITURES AND OTHER USES	4,500	4,500	5,319	819
FUND BALANCE (DEFICIT) AT BEGINNING OF YEAR	10,923	10,923	10,923	0
FUND BALANCE (DEFICIT) AT END OF YEAR	\$ 15,423	\$ 15,423	\$ 16,242	\$ 819

LAKE COUNTY, OHIO

SCHEDULE OF REVENUES, EXPENDITURES AND CHANGES IN FUND BALANCES - BUDGET AND ACTUAL OTHER SPECIAL REVENUE FUNDS

(NON-GAAP BUDGETARY BASIS)

FOR THE YEAR ENDED DECEMBER 31, 2007

JUVENILE COURT COMPUTERIZATION	BUDGETED AMOUNTS		ACTUAL AMOUNTS	VARIANCE WITH FINAL BUDGET POSITIVE (NEGATIVE)
	ORIGINAL	FINAL		
REVENUES:				
Fines and forfeitures	\$ 45,000	\$ 45,000	\$ 35,423	\$ (9,577)
TOTAL REVENUES	45,000	45,000	35,423	(9,577)
EXPENDITURES:				
CURRENT:				
JUDICIAL AND PUBLIC SAFETY				
Contractual services	15,077	17,077	15,269	1,808
Capital outlay	40,000	25,000	12,903	12,097
TOTAL EXPENDITURES	55,077	42,077	28,172	13,905
EXCESS (DEFICIENCY) OF REVENUES OVER EXPENDITURES	(10,077)	2,923	7,251	4,328
OTHER FINANCING SOURCES (USES):				
Advances-out	(12,000)	(12,000)	(12,000)	0
TOTAL OTHER FINANCING SOURCES (USES)	(12,000)	(12,000)	(12,000)	0
EXCESS (DEFICIENCY) OF REVENUES AND OTHER FINANCING SOURCES OVER EXPENDITURES AND OTHER USES	(22,077)	(9,077)	(4,749)	4,328
FUND BALANCE (DEFICIT) AT BEGINNING OF YEAR	53,553	53,553	53,553	0
FUND BALANCE (DEFICIT) AT END OF YEAR	\$ 31,476	\$ 44,476	\$ 48,804	\$ 4,328

LAKE COUNTY, OHIO

SCHEDULE OF REVENUES, EXPENDITURES AND CHANGES IN FUND BALANCES - BUDGET AND ACTUAL OTHER SPECIAL REVENUE FUNDS

(NON-GAAP BUDGETARY BASIS)

FOR THE YEAR ENDED DECEMBER 31, 2007

JUVENILE COURT INCREASED ACCOUNTABILITY	BUDGETED AMOUNTS		ACTUAL AMOUNTS	VARIANCE WITH FINAL BUDGET POSITIVE (NEGATIVE)
	ORIGINAL	FINAL		
REVENUES:				
Intergovernmental	\$ 18,000	\$ 18,000	\$ 15,618	\$ (2,382)
TOTAL REVENUES	18,000	18,000	15,618	(2,382)
EXPENDITURES:				
CURRENT:				
JUDICIAL AND PUBLIC SAFETY				
Contractual services	18,500	17,354	17,354	0
TOTAL EXPENDITURES	18,500	17,354	17,354	0
EXCESS (DEFICIENCY) OF REVENUES OVER EXPENDITURES	(500)	646	(1,736)	(2,382)
OTHER FINANCING SOURCES (USES):				
Transfers-in	500	1,736	1,736	0
TOTAL OTHER FINANCING SOURCES (USES)	500	1,736	1,736	0
EXCESS (DEFICIENCY) OF REVENUES AND OTHER FINANCING SOURCES OVER EXPENDITURES AND OTHER USES	0	2,382	0	(2,382)
FUND BALANCE (DEFICIT) AT BEGINNING OF YEAR	0	0	0	0
FUND BALANCE (DEFICIT) AT END OF YEAR	\$ 0	\$ 2,382	\$ 0	\$ (2,382)

LAKE COUNTY, OHIO

SCHEDULE OF REVENUES, EXPENDITURES AND CHANGES IN FUND BALANCES - BUDGET AND ACTUAL OTHER SPECIAL REVENUE FUNDS

(NON-GAAP BUDGETARY BASIS)

FOR THE YEAR ENDED DECEMBER 31, 2007

JUVENILE COURT IV-D	BUDGETED AMOUNTS		ACTUAL AMOUNTS	VARIANCE WITH FINAL BUDGET POSITIVE (NEGATIVE)
	ORIGINAL	FINAL		
REVENUES:				
Fees and charges for services	\$ 238,472	\$ 238,472	\$ 185,224	\$ (53,248)
TOTAL REVENUES	<u>238,472</u>	<u>238,472</u>	<u>185,224</u>	<u>(53,248)</u>
EXPENDITURES:				
CURRENT:				
JUDICIAL AND PUBLIC SAFETY				
Personal services	179,395	179,395	151,469	27,926
Materials and supplies	13,000	15,000	14,305	695
Operating expenditures	2,500	500	199	301
Fringe benefits and insurance	43,577	53,577	48,495	5,082
TOTAL EXPENDITURES	<u>238,472</u>	<u>248,472</u>	<u>214,468</u>	<u>34,004</u>
EXCESS (DEFICIENCY) OF REVENUES OVER EXPENDITURES				
	0	(10,000)	(29,244)	(19,244)
EXCESS (DEFICIENCY) OF REVENUES AND OTHER FINANCING SOURCES OVER EXPENDITURES AND OTHER USES				
	0	(10,000)	(29,244)	(19,244)
FUND BALANCE (DEFICIT) AT BEGINNING OF YEAR				
	<u>32,209</u>	<u>32,209</u>	<u>32,209</u>	<u>0</u>
FUND BALANCE (DEFICIT) AT END OF YEAR				
	<u>\$ 32,209</u>	<u>\$ 22,209</u>	<u>\$ 2,965</u>	<u>\$ (19,244)</u>

LAKE COUNTY, OHIO

SCHEDULE OF REVENUES, EXPENDITURES AND CHANGES IN FUND BALANCES - BUDGET AND ACTUAL OTHER SPECIAL REVENUE FUNDS

(NON-GAAP BUDGETARY BASIS)

FOR THE YEAR ENDED DECEMBER 31, 2007

CERTIFICATE OF TITLE ADMINISTRATION	BUDGETED AMOUNTS		ACTUAL AMOUNTS	VARIANCE WITH FINAL BUDGET POSITIVE (NEGATIVE)
	ORIGINAL	FINAL		
REVENUES:				
Fees and charges for services	\$ 870,000	\$ 910,000	\$ 914,596	\$ 4,596
Miscellaneous			350	350
TOTAL REVENUES	<u>870,000</u>	<u>910,000</u>	<u>914,946</u>	<u>4,946</u>
EXPENDITURES:				
CURRENT:				
JUDICIAL AND PUBLIC SAFETY				
Personal services	624,000	635,000	634,102	898
Materials and supplies	19,890	19,390	16,666	2,724
Contractual services	10,000	14,000	5,371	8,629
Operating expenditures	2,773	3,273	2,623	650
Fringe benefits and insurance	262,303	265,253	263,123	2,130
TOTAL EXPENDITURES	<u>918,966</u>	<u>936,916</u>	<u>921,885</u>	<u>15,031</u>
EXCESS (DEFICIENCY) OF REVENUES OVER EXPENDITURES	(48,966)	(26,916)	(6,939)	19,977
OTHER FINANCING SOURCES (USES):				
Transfers-out	<u>(50,000)</u>			<u>0</u>
TOTAL OTHER FINANCING SOURCES (USES)	<u>(50,000)</u>	<u>0</u>	<u>0</u>	<u>0</u>
EXCESS (DEFICIENCY) OF REVENUES AND OTHER FINANCING SOURCES OVER EXPENDITURES AND OTHER USES	(98,966)	(26,916)	(6,939)	19,977
FUND BALANCE (DEFICIT) AT BEGINNING OF YEAR	159,206	159,206	159,206	0
Unexpended Prior Year Encumbrances	<u>96</u>	<u>96</u>	<u>96</u>	<u>0</u>
FUND BALANCE (DEFICIT) AT END OF YEAR	<u>\$ 60,336</u>	<u>\$ 132,386</u>	<u>\$ 152,363</u>	<u>\$ 19,977</u>

LAKE COUNTY, OHIO

SCHEDULE OF REVENUES, EXPENDITURES AND CHANGES IN FUND BALANCES - BUDGET AND ACTUAL OTHER SPECIAL REVENUE FUNDS

(NON-GAAP BUDGETARY BASIS)

FOR THE YEAR ENDED DECEMBER 31, 2007

CLERK OF COURTS COMPUTERIZATION	BUDGETED AMOUNTS		ACTUAL AMOUNTS	VARIANCE WITH FINAL BUDGET POSITIVE (NEGATIVE)
	ORIGINAL	FINAL		
REVENUES:				
Fines and forfeitures	\$ 55,136	\$ 65,136	\$ 79,474	\$ 14,338
TOTAL REVENUES	<u>55,136</u>	<u>65,136</u>	<u>79,474</u>	<u>14,338</u>
EXPENDITURES:				
CURRENT:				
JUDICIAL AND PUBLIC SAFETY				
Materials and supplies	5,150	15,150	13,625	1,525
Contractual services	79,750	77,291	62,905	14,386
Capital outlay	<u>5,000</u>	<u>5,000</u>		<u>5,000</u>
TOTAL EXPENDITURES	<u>89,900</u>	<u>97,441</u>	<u>76,530</u>	<u>20,911</u>
EXCESS (DEFICIENCY) OF REVENUES OVER EXPENDITURES	(34,764)	(32,305)	2,944	35,249
EXCESS (DEFICIENCY) OF REVENUES AND OTHER FINANCING SOURCES OVER EXPENDITURES AND OTHER USES	(34,764)	(32,305)	2,944	35,249
FUND BALANCE (DEFICIT) AT BEGINNING OF YEAR	196,553	196,553	196,553	0
Unexpended Prior Year Encumbrances	<u>110</u>	<u>110</u>	<u>110</u>	<u>0</u>
FUND BALANCE (DEFICIT) AT END OF YEAR	<u>\$ 161,899</u>	<u>\$ 164,358</u>	<u>\$ 199,607</u>	<u>\$ 35,249</u>

LAKE COUNTY, OHIO

SCHEDULE OF REVENUES, EXPENDITURES AND CHANGES IN FUND BALANCES - BUDGET AND ACTUAL OTHER SPECIAL REVENUE FUNDS

(NON-GAAP BUDGETARY BASIS)

FOR THE YEAR ENDED DECEMBER 31, 2007

BUFFER ZONE PROTECTION	BUDGETED AMOUNTS		ACTUAL AMOUNTS	VARIANCE WITH FINAL BUDGET POSITIVE (NEGATIVE)
	ORIGINAL	FINAL		
REVENUES:				
Intergovernmental	\$ _____	\$ 25,315	\$ 25,315	\$ 0
TOTAL REVENUES	0	25,315	25,315	0
EXPENDITURES:				
CURRENT:				
JUDICIAL AND PUBLIC SAFETY				
Capital outlay	_____	25,315	25,315	0
TOTAL EXPENDITURES	0	25,315	25,315	0
EXCESS (DEFICIENCY) OF REVENUES OVER EXPENDITURES	0	0	0	0
EXCESS (DEFICIENCY) OF REVENUES AND OTHER FINANCING SOURCES OVER EXPENDITURES AND OTHER USES	0	0	0	0
FUND BALANCE (DEFICIT) AT BEGINNING OF YEAR	0	0	0	0
FUND BALANCE (DEFICIT) AT END OF YEAR	\$ 0	\$ 0	\$ 0	\$ 0

LAKE COUNTY, OHIO

SCHEDULE OF REVENUES, EXPENDITURES AND CHANGES IN FUND BALANCES - BUDGET AND ACTUAL OTHER SPECIAL REVENUE FUNDS

(NON-GAAP BUDGETARY BASIS)

FOR THE YEAR ENDED DECEMBER 31, 2007

SHERIFF'S DRUG/ALCOHOL TREATMENT	BUDGETED AMOUNTS		ACTUAL AMOUNTS	VARIANCE WITH FINAL BUDGET POSITIVE (NEGATIVE)
	ORIGINAL	FINAL		
REVENUES:				
Intergovernmental	\$ 133,638	\$ 133,638	\$ 180,188	\$ 46,550
TOTAL REVENUES	<u>133,638</u>	<u>133,638</u>	<u>180,188</u>	<u>46,550</u>
EXPENDITURES:				
CURRENT:				
JUDICIAL AND PUBLIC SAFETY				
Personal services	96,000	96,000	85,114	10,886
Materials and supplies	1,500	2,700	2,104	596
Contractual services	5,600	5,600	5,600	0
Operating expenditures	1,000	3,000	2,562	438
Fringe benefits and insurance	50,134	50,134	38,078	12,056
Capital outlay	12,000			0
TOTAL EXPENDITURES	<u>166,234</u>	<u>157,434</u>	<u>133,458</u>	<u>23,976</u>
EXCESS (DEFICIENCY) OF REVENUES OVER EXPENDITURES	(32,596)	(23,796)	46,730	70,526
EXCESS (DEFICIENCY) OF REVENUES AND OTHER FINANCING SOURCES OVER EXPENDITURES AND OTHER USES	(32,596)	(23,796)	46,730	70,526
FUND BALANCE (DEFICIT) AT BEGINNING OF YEAR	81,019	81,019	81,019	0
Unexpended Prior Year Encumbrances	<u>85</u>	<u>85</u>	<u>85</u>	<u>0</u>
FUND BALANCE (DEFICIT) AT END OF YEAR	<u>\$ 48,508</u>	<u>\$ 57,308</u>	<u>\$ 127,834</u>	<u>\$ 70,526</u>

LAKE COUNTY, OHIO

SCHEDULE OF REVENUES, EXPENDITURES AND CHANGES IN FUND BALANCES - BUDGET AND ACTUAL OTHER SPECIAL REVENUE FUNDS

(NON-GAAP BUDGETARY BASIS)

FOR THE YEAR ENDED DECEMBER 31, 2007

CONCEALED HANDGUN LICENSE	BUDGETED AMOUNTS		ACTUAL AMOUNTS	VARIANCE WITH FINAL BUDGET POSITIVE (NEGATIVE)
	ORIGINAL	FINAL		
REVENUES:				
Licenses and permits	\$ 60,000	\$ 70,000	\$ 86,630	\$ 16,630
TOTAL REVENUES	60,000	70,000	86,630	16,630
EXPENDITURES:				
CURRENT:				
JUDICIAL AND PUBLIC SAFETY				
Personal services	25,000	25,000	25,000	0
Materials and supplies	2,000	7,000	4,295	2,705
Contractual services	2,000	2,000	1,090	910
Operating expenditures		2,600	2,342	258
Other expenditures	36,000	40,500	39,142	1,358
Capital outlay		6,000	4,984	1,016
TOTAL EXPENDITURES	65,000	83,100	76,853	6,247
EXCESS (DEFICIENCY) OF REVENUES OVER EXPENDITURES	(5,000)	(13,100)	9,777	22,877
EXCESS (DEFICIENCY) OF REVENUES AND OTHER FINANCING SOURCES OVER EXPENDITURES AND OTHER USES	(5,000)	(13,100)	9,777	22,877
FUND BALANCE (DEFICIT) AT BEGINNING OF YEAR	36,914	36,914	36,914	0
FUND BALANCE (DEFICIT) AT END OF YEAR	\$ 31,914	\$ 23,814	\$ 46,691	\$ 22,877

LAKE COUNTY, OHIO

SCHEDULE OF REVENUES, EXPENDITURES AND CHANGES IN FUND BALANCES - BUDGET AND ACTUAL OTHER SPECIAL REVENUE FUNDS

(NON-GAAP BUDGETARY BASIS)

FOR THE YEAR ENDED DECEMBER 31, 2007

COMMON PLEAS COURTS COMPUTERIZATION	BUDGETED AMOUNTS		ACTUAL AMOUNTS	VARIANCE WITH FINAL BUDGET POSITIVE (NEGATIVE)
	ORIGINAL	FINAL		
REVENUES:				
Fines and forfeitures	\$ 8,284	\$ 8,284	\$ 9,899	\$ 1,615
TOTAL REVENUES	8,284	8,284	9,899	1,615
EXPENDITURES:				
CURRENT:				
JUDICIAL AND PUBLIC SAFETY				
Materials and supplies	900	900	129	771
Contractual services	4,529	4,529	196	4,333
Capital outlay	11,500	11,500	2,766	8,734
TOTAL EXPENDITURES	16,929	16,929	3,091	13,838
EXCESS (DEFICIENCY) OF REVENUES OVER EXPENDITURES	(8,645)	(8,645)	6,808	15,453
EXCESS (DEFICIENCY) OF REVENUES AND OTHER FINANCING SOURCES OVER EXPENDITURES AND OTHER USES	(8,645)	(8,645)	6,808	15,453
FUND BALANCE (DEFICIT) AT BEGINNING OF YEAR	32,390	32,390	32,390	0
FUND BALANCE (DEFICIT) AT END OF YEAR	\$ 23,745	\$ 23,745	\$ 39,198	\$ 15,453

LAKE COUNTY, OHIO

SCHEDULE OF REVENUES, EXPENDITURES AND CHANGES IN FUND BALANCES - BUDGET AND ACTUAL OTHER SPECIAL REVENUE FUNDS

(NON-GAAP BUDGETARY BASIS)

FOR THE YEAR ENDED DECEMBER 31, 2007

COMMON PLEAS COURTS DRUG/ALCOHOL TREATMENT	BUDGETED AMOUNTS		ACTUAL AMOUNTS	VARIANCE WITH FINAL BUDGET POSITIVE (NEGATIVE)
	ORIGINAL	FINAL		
REVENUES:				
Fines and forfeitures	\$ 0	\$ 3,000	\$ 2,965	\$ (35)
TOTAL REVENUES	0	3,000	2,965	(35)
EXPENDITURES:				
CURRENT:				
JUDICIAL AND PUBLIC SAFETY				0
TOTAL EXPENDITURES	0	0	0	0
EXCESS (DEFICIENCY) OF REVENUES OVER EXPENDITURES	0	3,000	2,965	(35)
EXCESS (DEFICIENCY) OF REVENUES AND OTHER FINANCING SOURCES OVER EXPENDITURES AND OTHER USES	0	3,000	2,965	(35)
FUND BALANCE (DEFICIT) AT BEGINNING OF YEAR	6,635	6,635	6,635	0
FUND BALANCE (DEFICIT) AT END OF YEAR	\$ 6,635	\$ 9,635	\$ 9,600	\$ (35)

LAKE COUNTY, OHIO

SCHEDULE OF REVENUES, EXPENDITURES AND CHANGES IN FUND BALANCES - BUDGET AND ACTUAL OTHER SPECIAL REVENUE FUNDS

(NON-GAAP BUDGETARY BASIS)

FOR THE YEAR ENDED DECEMBER 31, 2007

COMMON PLEAS COURT PROJECT #1	BUDGETED AMOUNTS		ACTUAL AMOUNTS	VARIANCE WITH FINAL BUDGET POSITIVE (NEGATIVE)
	ORIGINAL	FINAL		
REVENUES:				
Fines and forfeitures	\$ 350,000	\$ 350,000	\$ 397,278	\$ 47,278
TOTAL REVENUES	<u>350,000</u>	<u>350,000</u>	<u>397,278</u>	<u>47,278</u>
EXPENDITURES:				
CURRENT:				
JUDICIAL AND PUBLIC SAFETY				
Contractual services	218,065	124,865	96,154	28,711
Capital outlay	<u>13,508</u>	<u>19,508</u>	<u>9,051</u>	<u>10,457</u>
TOTAL EXPENDITURES	<u>231,573</u>	<u>144,373</u>	<u>105,205</u>	<u>39,168</u>
EXCESS (DEFICIENCY) OF REVENUES OVER EXPENDITURES	118,427	205,627	292,073	86,446
EXCESS (DEFICIENCY) OF REVENUES AND OTHER FINANCING SOURCES OVER EXPENDITURES AND OTHER USES	118,427	205,627	292,073	86,446
FUND BALANCE (DEFICIT) AT BEGINNING OF YEAR	<u>372,659</u>	<u>372,659</u>	<u>372,659</u>	<u>0</u>
FUND BALANCE (DEFICIT) AT END OF YEAR	<u>\$ 491,086</u>	<u>\$ 578,286</u>	<u>\$ 664,732</u>	<u>\$ 86,446</u>

LAKE COUNTY, OHIO

SCHEDULE OF REVENUES, EXPENDITURES AND CHANGES IN FUND BALANCES - BUDGET AND ACTUAL OTHER SPECIAL REVENUE FUNDS

(NON-GAAP BUDGETARY BASIS)

FOR THE YEAR ENDED DECEMBER 31, 2007

COMMON PLEAS COURT PROJECT #2	BUDGETED AMOUNTS		ACTUAL AMOUNTS	VARIANCE WITH FINAL BUDGET POSITIVE (NEGATIVE)
	ORIGINAL	FINAL		
REVENUES:				
Fines and forfeitures	\$ 160,000	\$ 160,000	\$ 174,374	\$ 14,374
TOTAL REVENUES	160,000	160,000	174,374	14,374
EXPENDITURES:				
CURRENT:				
JUDICIAL AND PUBLIC SAFETY				
Personal services	51,500	51,500	43,421	8,079
Materials and supplies	1,000	1,000		1,000
Contractual services	100	100		100
Operating expenditures	4,300	4,300		4,300
Other expenditures	2,000	2,000		2,000
Fringe benefits and insurance	7,143	10,643	7,494	3,149
TOTAL EXPENDITURES	66,043	69,543	50,915	18,628
EXCESS (DEFICIENCY) OF REVENUES OVER EXPENDITURES				
	93,957	90,457	123,459	33,002
EXCESS (DEFICIENCY) OF REVENUES AND OTHER FINANCING SOURCES OVER EXPENDITURES AND OTHER USES				
	93,957	90,457	123,459	33,002
FUND BALANCE (DEFICIT) AT BEGINNING OF YEAR				
	338,126	338,126	338,126	0
FUND BALANCE (DEFICIT) AT END OF YEAR				
	\$ 432,083	\$ 428,583	\$ 461,585	\$ 33,002

LAKE COUNTY, OHIO

SCHEDULE OF REVENUES, EXPENDITURES AND CHANGES IN FUND BALANCES - BUDGET AND ACTUAL OTHER SPECIAL REVENUE FUNDS

(NON-GAAP BUDGETARY BASIS)

FOR THE YEAR ENDED DECEMBER 31, 2007

PROBATE COURT COMPUTERIZATION	BUDGETED AMOUNTS		ACTUAL AMOUNTS	VARIANCE WITH FINAL BUDGET POSITIVE (NEGATIVE)
	ORIGINAL	FINAL		
REVENUES:				
Fines and forfeitures	\$ 75,000	\$ 75,000	\$ 74,595	\$ (405)
TOTAL REVENUES	75,000	75,000	74,595	(405)
EXPENDITURES:				
CURRENT:				
JUDICIAL AND PUBLIC SAFETY				
Materials and supplies	7,500	11,500	8,905	2,595
Contractual services	63,963	45,500	40,761	4,739
Operating expenditures	1,000	1,000	846	154
Capital outlay	20,000	20,000	14,071	5,929
TOTAL EXPENDITURES	92,463	78,000	64,583	13,417
EXCESS (DEFICIENCY) OF REVENUES OVER EXPENDITURES	(17,463)	(3,000)	10,012	13,012
EXCESS (DEFICIENCY) OF REVENUES AND OTHER FINANCING SOURCES OVER EXPENDITURES AND OTHER USES	(17,463)	(3,000)	10,012	13,012
FUND BALANCE (DEFICIT) AT BEGINNING OF YEAR	300,294	300,294	300,294	0
FUND BALANCE (DEFICIT) AT END OF YEAR	\$ 282,831	\$ 297,294	\$ 310,306	\$ 13,012

LAKE COUNTY, OHIO

SCHEDULE OF REVENUES, EXPENDITURES AND CHANGES IN FUND BALANCES - BUDGET AND ACTUAL OTHER SPECIAL REVENUE FUNDS

(NON-GAAP BUDGETARY BASIS)

FOR THE YEAR ENDED DECEMBER 31, 2007

PROBATION SUPERVISION FEES	BUDGETED AMOUNTS		ACTUAL AMOUNTS	VARIANCE WITH FINAL BUDGET POSITIVE (NEGATIVE)
	ORIGINAL	FINAL		
REVENUES:				
Fees and charges for services	\$ 30,000	\$ 32,000	\$ 39,954	\$ 7,954
TOTAL REVENUES	30,000	32,000	39,954	7,954
EXPENDITURES:				
CURRENT:				
JUDICIAL AND PUBLIC SAFETY				
Contractual services		2,000	454	1,546
Operating expenditures	6,000	10,000	8,079	1,921
Other expenditures	14,000	14,000	7,797	6,203
Capital outlay	34,000	34,000	32,629	1,371
TOTAL EXPENDITURES	54,000	60,000	48,959	11,041
EXCESS (DEFICIENCY) OF REVENUES OVER EXPENDITURES	(24,000)	(28,000)	(9,005)	18,995
EXCESS (DEFICIENCY) OF REVENUES AND OTHER FINANCING SOURCES OVER EXPENDITURES AND OTHER USES	(24,000)	(28,000)	(9,005)	18,995
FUND BALANCE (DEFICIT) AT BEGINNING OF YEAR	82,214	82,214	82,214	0
FUND BALANCE (DEFICIT) AT END OF YEAR	\$ 58,214	\$ 54,214	\$ 73,209	\$ 18,995

LAKE COUNTY, OHIO

SCHEDULE OF REVENUES, EXPENDITURES AND CHANGES IN FUND BALANCES - BUDGET AND ACTUAL OTHER SPECIAL REVENUE FUNDS

(NON-GAAP BUDGETARY BASIS)

FOR THE YEAR ENDED DECEMBER 31, 2007

JAIL REDUCTION GRANT	BUDGETED AMOUNTS		ACTUAL AMOUNTS	VARIANCE WITH FINAL BUDGET POSITIVE (NEGATIVE)
	ORIGINAL	FINAL		
REVENUES:				
Intergovernmental	\$ 90,450	\$ 90,450	\$ 91,807	\$ 1,357
TOTAL REVENUES	90,450	90,450	91,807	1,357
EXPENDITURES:				
CURRENT:				
JUDICIAL AND PUBLIC SAFETY				
Personal services	21,216	21,216	21,216	0
Materials and supplies	145	145		145
Contractual services	65,450	65,450	63,995	1,455
Fringe benefits and insurance	3,639	3,739	3,394	345
TOTAL EXPENDITURES	90,450	90,550	88,605	1,945
EXCESS (DEFICIENCY) OF REVENUES OVER EXPENDITURES	0	(100)	3,202	3,302
EXCESS (DEFICIENCY) OF REVENUES AND OTHER FINANCING SOURCES OVER EXPENDITURES AND OTHER USES	0	(100)	3,202	3,302
FUND BALANCE (DEFICIT) AT BEGINNING OF YEAR	50,340	50,340	50,340	0
FUND BALANCE (DEFICIT) AT END OF YEAR	\$ 50,340	\$ 50,240	\$ 53,542	\$ 3,302

LAKE COUNTY, OHIO

SCHEDULE OF REVENUES, EXPENDITURES AND CHANGES IN FUND BALANCES - BUDGET AND ACTUAL OTHER SPECIAL REVENUE FUNDS

(NON-GAAP BUDGETARY BASIS)

FOR THE YEAR ENDED DECEMBER 31, 2007

PROBATE COURT CONDUCT OF BUSINESS	BUDGETED AMOUNTS		ACTUAL AMOUNTS	VARIANCE WITH FINAL BUDGET POSITIVE (NEGATIVE)
	ORIGINAL	FINAL		
REVENUES:				
Fees and charges for services	\$ 1,400	\$ 1,400	\$ 1,299	\$ (101)
TOTAL REVENUES	1,400	1,400	1,299	(101)
EXPENDITURES:				
CURRENT:				
JUDICIAL AND PUBLIC SAFETY				
Other expenditures		8,000	8,000	0
TOTAL EXPENDITURES	0	8,000	8,000	0
EXCESS (DEFICIENCY) OF REVENUES OVER EXPENDITURES	1,400	(6,600)	(6,701)	(101)
EXCESS (DEFICIENCY) OF REVENUES AND OTHER FINANCING SOURCES OVER EXPENDITURES AND OTHER USES	1,400	(6,600)	(6,701)	(101)
FUND BALANCE (DEFICIT) AT BEGINNING OF YEAR	8,616	8,616	8,616	0
FUND BALANCE (DEFICIT) AT END OF YEAR	\$ 10,016	\$ 2,016	\$ 1,915	\$ (101)

LAKE COUNTY, OHIO

SCHEDULE OF REVENUES, EXPENDITURES AND CHANGES IN FUND BALANCES - BUDGET AND ACTUAL OTHER SPECIAL REVENUE FUNDS

(NON-GAAP BUDGETARY BASIS)

FOR THE YEAR ENDED DECEMBER 31, 2007

PROBATE COURT MEDIATION	BUDGETED AMOUNTS		ACTUAL AMOUNTS	VARIANCE WITH FINAL BUDGET POSITIVE (NEGATIVE)
	ORIGINAL	FINAL		
REVENUES:				
Fees and charges for services	\$ 8,700	\$ 8,700	\$ 11,144	\$ 2,444
TOTAL REVENUES	8,700	8,700	11,144	2,444
EXPENDITURES:				
CURRENT:				
JUDICIAL AND PUBLIC SAFETY				
Operating expenditures		5,000	3,850	1,150
TOTAL EXPENDITURES	0	5,000	3,850	1,150
EXCESS (DEFICIENCY) OF REVENUES OVER EXPENDITURES	8,700	3,700	7,294	3,594
EXCESS (DEFICIENCY) OF REVENUES AND OTHER FINANCING SOURCES OVER EXPENDITURES AND OTHER USES	8,700	3,700	7,294	3,594
FUND BALANCE (DEFICIT) AT BEGINNING OF YEAR	27,373	27,373	27,373	0
FUND BALANCE (DEFICIT) AT END OF YEAR	\$ 36,073	\$ 31,073	\$ 34,667	\$ 3,594

LAKE COUNTY, OHIO

SCHEDULE OF REVENUES, EXPENDITURES AND CHANGES IN FUND BALANCES - BUDGET AND ACTUAL OTHER SPECIAL REVENUE FUNDS

(NON-GAAP BUDGETARY BASIS)

FOR THE YEAR ENDED DECEMBER 31, 2007

LAW ENFORCEMENT TERRORISM	BUDGETED AMOUNTS		ACTUAL AMOUNTS	VARIANCE WITH FINAL BUDGET POSITIVE (NEGATIVE)
	ORIGINAL	FINAL		
REVENUES:				
Intergovernmental	\$ 54,350	\$ 54,350	\$ 6,231	\$ (48,119)
TOTAL REVENUES	<u>54,350</u>	<u>54,350</u>	<u>6,231</u>	<u>(48,119)</u>
EXPENDITURES:				
CURRENT:				
JUDICIAL AND PUBLIC SAFETY				
Other expenditures	32,000	12,000	3,711	8,289
Capital outlay	<u>22,350</u>	<u>7,350</u>	<u>2,520</u>	<u>4,830</u>
TOTAL EXPENDITURES	<u>54,350</u>	<u>19,350</u>	<u>6,231</u>	<u>13,119</u>
EXCESS (DEFICIENCY) OF REVENUES OVER EXPENDITURES	0	35,000	0	(35,000)
EXCESS (DEFICIENCY) OF REVENUES AND OTHER FINANCING SOURCES OVER EXPENDITURES AND OTHER USES	0	35,000	0	(35,000)
FUND BALANCE (DEFICIT) AT BEGINNING OF YEAR	<u>0</u>	<u>0</u>	<u>0</u>	<u>0</u>
FUND BALANCE (DEFICIT) AT END OF YEAR	<u>\$ 0</u>	<u>\$ 35,000</u>	<u>\$ 0</u>	<u>\$ (35,000)</u>

LAKE COUNTY, OHIO

SCHEDULE OF REVENUES, EXPENDITURES AND CHANGES IN FUND BALANCES - BUDGET AND ACTUAL OTHER SPECIAL REVENUE FUNDS

(NON-GAAP BUDGETARY BASIS)

FOR THE YEAR ENDED DECEMBER 31, 2007

TELECOMMUNICATIONS	BUDGETED AMOUNTS		ACTUAL AMOUNTS	VARIANCE WITH FINAL BUDGET POSITIVE (NEGATIVE)
	ORIGINAL	FINAL		
REVENUES:				
Fees and charges for services	\$ 1,088,227	\$ 1,178,300	\$ 1,133,813	\$ (44,487)
Miscellaneous		1,500	2,161	661
TOTAL REVENUES	<u>1,088,227</u>	<u>1,179,800</u>	<u>1,135,974</u>	<u>(43,826)</u>
EXPENDITURES:				
CURRENT:				
GENERAL GOVERNMENT				
Personal services	280,000	282,495	282,352	143
Materials and supplies	141,400	196,805	175,264	21,541
Contractual services	30,804	18,889	10,309	8,580
Operating expenditures	427,000	432,425	420,400	12,025
Other expenditures	7,000	7,002	4,712	2,290
Fringe benefits and insurance	223,818	218,181	217,606	575
Capital outlay	3,945	6,857	6,857	0
TOTAL EXPENDITURES	<u>1,113,967</u>	<u>1,162,654</u>	<u>1,117,500</u>	<u>45,154</u>
EXCESS (DEFICIENCY) OF REVENUES OVER EXPENDITURES	(25,740)	17,146	18,474	1,328
OTHER FINANCING SOURCES (USES):				
Sale of capital assets		31	31	0
TOTAL OTHER FINANCING SOURCES (USES)	<u>0</u>	<u>31</u>	<u>31</u>	<u>0</u>
EXCESS (DEFICIENCY) OF REVENUES AND OTHER FINANCING SOURCES OVER EXPENDITURES AND OTHER USES	(25,740)	17,177	18,505	1,328
FUND BALANCE (DEFICIT) AT BEGINNING OF YEAR	47,872	47,872	47,872	0
Unexpended Prior Year Encumbrances	<u>1,125</u>	<u>1,125</u>	<u>1,125</u>	<u>0</u>
FUND BALANCE (DEFICIT) AT END OF YEAR	<u>\$ 23,257</u>	<u>\$ 66,174</u>	<u>\$ 67,502</u>	<u>\$ 1,328</u>

LAKE COUNTY, OHIO

SCHEDULE OF REVENUES, EXPENDITURES AND CHANGES IN FUND BALANCES - BUDGET AND ACTUAL OTHER SPECIAL REVENUE FUNDS

(NON-GAAP BUDGETARY BASIS)

FOR THE YEAR ENDED DECEMBER 31, 2007

WIRELESS GOVERNMENT ACCESS	BUDGETED AMOUNTS		ACTUAL AMOUNTS	VARIANCE WITH FINAL BUDGET POSITIVE (NEGATIVE)
	ORIGINAL	FINAL		
REVENUES:				
Fees and charges for services	\$ 464,975	\$ 464,975	\$ 590,383	\$ 125,408
TOTAL REVENUES	<u>464,975</u>	<u>464,975</u>	<u>590,383</u>	<u>125,408</u>
EXPENDITURES:				
CURRENT:				
GENERAL GOVERNMENT				
Contractual services	314,754	239,054	222,760	16,294
Operating expenditures	42,500	72,200	63,484	8,716
Capital outlay	<u>67,000</u>	<u>27,000</u>	<u>10,795</u>	<u>16,205</u>
TOTAL EXPENDITURES	<u>424,254</u>	<u>338,254</u>	<u>297,039</u>	<u>41,215</u>
EXCESS (DEFICIENCY) OF REVENUES OVER EXPENDITURES	40,721	126,721	293,344	166,623
EXCESS (DEFICIENCY) OF REVENUES AND OTHER FINANCING SOURCES OVER EXPENDITURES AND OTHER USES	40,721	126,721	293,344	166,623
FUND BALANCE (DEFICIT) AT BEGINNING OF YEAR	<u>451,010</u>	<u>451,010</u>	<u>451,010</u>	<u>0</u>
FUND BALANCE (DEFICIT) AT END OF YEAR	<u>\$ 491,731</u>	<u>\$ 577,731</u>	<u>\$ 744,354</u>	<u>\$ 166,623</u>

LAKE COUNTY, OHIO

SCHEDULE OF REVENUES, EXPENDITURES AND CHANGES IN FUND BALANCES - BUDGET AND ACTUAL OTHER SPECIAL REVENUE FUNDS

(NON-GAAP BUDGETARY BASIS)

FOR THE YEAR ENDED DECEMBER 31, 2007

REAL ESTATE ASSESSMENT	BUDGETED AMOUNTS		ACTUAL AMOUNTS	VARIANCE WITH FINAL BUDGET POSITIVE (NEGATIVE)
	ORIGINAL	FINAL		
REVENUES:				
Fees and charges for services	\$ 1,700,000	\$ 1,700,000	\$ 1,782,241	\$ 82,241
Miscellaneous	1,000	1,000	813	(187)
TOTAL REVENUES	<u>1,701,000</u>	<u>1,701,000</u>	<u>1,783,054</u>	<u>82,054</u>
EXPENDITURES:				
CURRENT:				
GENERAL GOVERNMENT				
Personal services	590,000	590,000	588,148	1,852
Materials and supplies	33,000	36,564	32,190	4,374
Contractual services	302,500	169,691	141,049	28,642
Operating expenditures	58,000	68,875	52,160	16,715
Other expenditures	206,200	1,106,570	1,094,237	12,333
Fringe benefits and insurance	251,100	251,100	230,073	21,027
Capital outlay	45,000	59,600	57,740	1,860
TOTAL EXPENDITURES	<u>1,485,800</u>	<u>2,282,400</u>	<u>2,195,597</u>	<u>86,803</u>
EXCESS (DEFICIENCY) OF REVENUES OVER EXPENDITURES	215,200	(581,400)	(412,543)	168,857
OTHER FINANCING SOURCES (USES):				
Sale of capital assets	500	500	0	(500)
Transfers-out	(200,000)	(100,000)	(100,000)	0
TOTAL OTHER FINANCING SOURCES (USES)	<u>(199,500)</u>	<u>(99,500)</u>	<u>(100,000)</u>	<u>(500)</u>
EXCESS (DEFICIENCY) OF REVENUES AND OTHER FINANCING SOURCES OVER EXPENDITURES AND OTHER USES	15,700	(680,900)	(512,543)	168,357
FUND BALANCE (DEFICIT) AT BEGINNING OF YEAR	1,136,435	1,136,435	1,136,435	0
Unexpended Prior Year Encumbrances	<u>24,601</u>	<u>24,601</u>	<u>24,601</u>	<u>0</u>
FUND BALANCE (DEFICIT) AT END OF YEAR	<u>\$ 1,176,736</u>	<u>\$ 480,136</u>	<u>\$ 648,493</u>	<u>\$ 168,357</u>

LAKE COUNTY, OHIO

SCHEDULE OF REVENUES, EXPENDITURES AND CHANGES IN FUND BALANCES - BUDGET AND ACTUAL OTHER SPECIAL REVENUE FUNDS

(NON-GAAP BUDGETARY BASIS)

FOR THE YEAR ENDED DECEMBER 31, 2007

TREASURER'S DELINQUENT TAX	BUDGETED AMOUNTS		ACTUAL AMOUNTS	VARIANCE WITH FINAL BUDGET POSITIVE (NEGATIVE)
	ORIGINAL	FINAL		
REVENUES:				
Fees and charges for services	\$ 345,800	\$ 373,800	\$ 382,252	\$ 8,452
Miscellaneous			150	150
TOTAL REVENUES	<u>345,800</u>	<u>373,800</u>	<u>382,402</u>	<u>8,602</u>
EXPENDITURES:				
CURRENT:				
GENERAL GOVERNMENT				
Personal services	192,429	239,229	231,922	7,307
Materials and supplies	12,000	12,000	8,641	3,359
Contractual services	487	2,487	488	1,999
Operating expenditures	45,000	37,900	893	37,007
Other expenditures	10,000	10,000	8,372	1,628
Fringe benefits and insurance	56,139	65,629	52,745	12,884
Capital outlay	<u>25,000</u>	<u>8,610</u>	<u>5,082</u>	<u>3,528</u>
TOTAL EXPENDITURES	<u>341,055</u>	<u>375,855</u>	<u>308,143</u>	<u>67,712</u>
EXCESS (DEFICIENCY) OF REVENUES OVER EXPENDITURES	4,745	(2,055)	74,259	76,314
EXCESS (DEFICIENCY) OF REVENUES AND OTHER FINANCING SOURCES OVER EXPENDITURES AND OTHER USES	4,745	(2,055)	74,259	76,314
FUND BALANCE (DEFICIT) AT BEGINNING OF YEAR	<u>882,354</u>	<u>882,354</u>	<u>882,354</u>	<u>0</u>
FUND BALANCE (DEFICIT) AT END OF YEAR	<u>\$ 887,099</u>	<u>\$ 880,299</u>	<u>\$ 956,613</u>	<u>\$ 76,314</u>

LAKE COUNTY, OHIO

SCHEDULE OF REVENUES, EXPENDITURES AND CHANGES IN FUND BALANCES - BUDGET AND ACTUAL OTHER SPECIAL REVENUE FUNDS

(NON-GAAP BUDGETARY BASIS)

FOR THE YEAR ENDED DECEMBER 31, 2007

COUNTY RECORDER'S EQUIPMENT	BUDGETED AMOUNTS		ACTUAL AMOUNTS	VARIANCE WITH FINAL BUDGET POSITIVE (NEGATIVE)
	ORIGINAL	FINAL		
REVENUES:				
Fees and charges for services	\$ 197,000	\$ 197,000	\$ 172,200	\$ (24,800)
TOTAL REVENUES	<u>197,000</u>	<u>197,000</u>	<u>172,200</u>	<u>(24,800)</u>
EXPENDITURES:				
CURRENT:				
GENERAL GOVERNMENT				
Contractual services	24,388	76,638	60,525	16,113
Capital outlay	<u>200,000</u>	<u>120,000</u>	<u>108,081</u>	<u>11,919</u>
TOTAL EXPENDITURES	<u>224,388</u>	<u>196,638</u>	<u>168,606</u>	<u>28,032</u>
EXCESS (DEFICIENCY) OF REVENUES OVER EXPENDITURES	(27,388)	362	3,594	3,232
EXCESS (DEFICIENCY) OF REVENUES AND OTHER FINANCING SOURCES OVER EXPENDITURES AND OTHER USES	(27,388)	362	3,594	3,232
FUND BALANCE (DEFICIT) AT BEGINNING OF YEAR	<u>503,918</u>	<u>503,918</u>	<u>503,918</u>	<u>0</u>
FUND BALANCE (DEFICIT) AT END OF YEAR	<u>\$ 476,530</u>	<u>\$ 504,280</u>	<u>\$ 507,512</u>	<u>\$ 3,232</u>

LAKE COUNTY, OHIO

SCHEDULE OF REVENUES, EXPENDITURES AND CHANGES IN FUND BALANCES - BUDGET AND ACTUAL OTHER SPECIAL REVENUE FUNDS

(NON-GAAP BUDGETARY BASIS)

FOR THE YEAR ENDED DECEMBER 31, 2007

HOTEL / MOTEL TAX ADMINISTRATION	BUDGETED AMOUNTS		ACTUAL AMOUNTS	VARIANCE WITH FINAL BUDGET POSITIVE (NEGATIVE)
	ORIGINAL	FINAL		
REVENUES:				
Other taxes	\$ 686,390	\$ 871,390	\$ 845,379	\$ (26,011)
Fines and forfeitures	300	300	44	(256)
TOTAL REVENUES	<u>686,690</u>	<u>871,690</u>	<u>845,423</u>	<u>(26,267)</u>
EXPENDITURES:				
CURRENT:				
GENERAL GOVERNMENT				
Personal services	26,202	26,702	26,234	468
Materials and supplies	350	350	333	17
Contractual services	3,476	3,613	3,022	591
Operating expenditures	1,500	1,000	360	640
Other expenditures	650,700	821,300	811,961	9,339
Fringe benefits and insurance	<u>4,325</u>	<u>4,345</u>	<u>4,178</u>	<u>167</u>
TOTAL EXPENDITURES	<u>686,553</u>	<u>857,310</u>	<u>846,088</u>	<u>11,222</u>
EXCESS (DEFICIENCY) OF REVENUES OVER EXPENDITURES	137	14,380	(665)	(15,045)
EXCESS (DEFICIENCY) OF REVENUES AND OTHER FINANCING SOURCES OVER EXPENDITURES AND OTHER USES	137	14,380	(665)	(15,045)
FUND BALANCE (DEFICIT) AT BEGINNING OF YEAR	<u>77,973</u>	<u>77,973</u>	<u>77,973</u>	<u>0</u>
FUND BALANCE (DEFICIT) AT END OF YEAR	<u>\$ 78,110</u>	<u>\$ 92,353</u>	<u>\$ 77,308</u>	<u>\$ (15,045)</u>

LAKE COUNTY, OHIO

SCHEDULE OF REVENUES, EXPENDITURES AND CHANGES IN FUND BALANCES - BUDGET AND ACTUAL OTHER SPECIAL REVENUE FUNDS

(NON-GAAP BUDGETARY BASIS)

FOR THE YEAR ENDED DECEMBER 31, 2007

GEOGRAPHIC INFORMATION SYSTEM	BUDGETED AMOUNTS		ACTUAL AMOUNTS	VARIANCE WITH FINAL BUDGET POSITIVE (NEGATIVE)
	ORIGINAL	FINAL		
REVENUES:				
Fees and charges for services	\$ 3,000	\$ 3,000	\$ 2,411	\$ (589)
Miscellaneous			150	150
TOTAL REVENUES	<u>3,000</u>	<u>3,000</u>	<u>2,561</u>	<u>(439)</u>
EXPENDITURES:				
CURRENT:				
GENERAL GOVERNMENT				
Personal services	191,000	191,000	190,518	482
Materials and supplies	10,000	8,000	5,970	2,030
Contractual services	76,498	85,998	85,755	243
Operating expenditures	5,000	5,000	3,632	1,368
Other expenditures	1,000	1,000	969	31
Fringe benefits and insurance	73,487	73,487	72,408	1,079
Capital outlay	22,000	15,000	14,492	508
TOTAL EXPENDITURES	<u>378,985</u>	<u>379,485</u>	<u>373,744</u>	<u>5,741</u>
EXCESS (DEFICIENCY) OF REVENUES OVER EXPENDITURES	(375,985)	(376,485)	(371,183)	5,302
OTHER FINANCING SOURCES (USES):				
Transfers-in	<u>390,000</u>	<u>390,000</u>	<u>300,000</u>	<u>(90,000)</u>
TOTAL OTHER FINANCING SOURCES (USES)	<u>390,000</u>	<u>390,000</u>	<u>300,000</u>	<u>(90,000)</u>
EXCESS (DEFICIENCY) OF REVENUES AND OTHER FINANCING SOURCES OVER EXPENDITURES AND OTHER USES	14,015	13,515	(71,183)	(84,698)
FUND BALANCE (DEFICIT) AT BEGINNING OF YEAR	88,459	88,459	88,459	0
Unexpended Prior Year Encumbrances	<u>92</u>	<u>92</u>	<u>92</u>	<u>0</u>
FUND BALANCE (DEFICIT) AT END OF YEAR	<u>\$ 102,566</u>	<u>\$ 102,066</u>	<u>\$ 17,368</u>	<u>\$ (84,698)</u>

LAKE COUNTY, OHIO

SCHEDULE OF REVENUES, EXPENDITURES AND CHANGES IN FUND BALANCES - BUDGET AND ACTUAL OTHER SPECIAL REVENUE FUNDS

(NON-GAAP BUDGETARY BASIS)

FOR THE YEAR ENDED DECEMBER 31, 2007

HOME PROGRAM	BUDGETED AMOUNTS		ACTUAL AMOUNTS	VARIANCE WITH FINAL BUDGET POSITIVE (NEGATIVE)
	ORIGINAL	FINAL		
REVENUES:				
Intergovernmental	\$ 515,000	\$ 515,000	\$ 529,467	\$ 14,467
Miscellaneous	10,000	10,000	9,761	(239)
TOTAL REVENUES	<u>525,000</u>	<u>525,000</u>	<u>539,228</u>	<u>14,228</u>
EXPENDITURES:				
CURRENT:				
COMMUNITY AND ECONOMIC DEVELOPMENT				
Contractual services	471,500	496,500	485,843	10,657
Operating expenditures	51,500	41,500	35,749	5,751
Capital outlay	2,000			0
TOTAL EXPENDITURES	<u>525,000</u>	<u>538,000</u>	<u>521,592</u>	<u>16,408</u>
EXCESS (DEFICIENCY) OF REVENUES OVER EXPENDITURES				
	0	(13,000)	17,636	30,636
EXCESS (DEFICIENCY) OF REVENUES AND OTHER FINANCING SOURCES OVER EXPENDITURES AND OTHER USES				
	0	(13,000)	17,636	30,636
FUND BALANCE (DEFICIT) AT BEGINNING OF YEAR				
	<u>124,011</u>	<u>124,011</u>	<u>124,011</u>	<u>0</u>
FUND BALANCE (DEFICIT) AT END OF YEAR				
	<u>\$ 124,011</u>	<u>\$ 111,011</u>	<u>\$ 141,647</u>	<u>\$ 30,636</u>

LAKE COUNTY, OHIO

SCHEDULE OF REVENUES, EXPENDITURES AND CHANGES IN FUND BALANCES - BUDGET AND ACTUAL OTHER SPECIAL REVENUE FUNDS

(NON-GAAP BUDGETARY BASIS)

FOR THE YEAR ENDED DECEMBER 31, 2007

COASTAL FEASIBILITY STUDY	BUDGETED AMOUNTS		ACTUAL AMOUNTS	VARIANCE WITH FINAL BUDGET POSITIVE (NEGATIVE)
	ORIGINAL	FINAL		
REVENUES:				
TOTAL REVENUES	\$ 0	\$ 0	\$ 0	\$ 0
EXPENDITURES:				
CURRENT:				
COMMUNITY AND ECONOMIC DEVELOPMENT				
Other expenditures	1,041	1,041	747	294
TOTAL EXPENDITURES	1,041	1,041	747	294
EXCESS (DEFICIENCY) OF REVENUES OVER EXPENDITURES	(1,041)	(1,041)	(747)	294
OTHER FINANCING SOURCES (USES):				
TOTAL OTHER FINANCING SOURCES (USES)	0	0	0	0
EXCESS (DEFICIENCY) OF REVENUES AND OTHER FINANCING SOURCES OVER EXPENDITURES AND OTHER USES	(1,041)	(1,041)	(747)	294
FUND BALANCE (DEFICIT) AT BEGINNING OF YEAR	1,041	1,041	1,041	0
FUND BALANCE (DEFICIT) AT END OF YEAR	\$ 0	\$ 0	\$ 294	\$ 294

LAKE COUNTY, OHIO

SCHEDULE OF REVENUES, EXPENDITURES AND CHANGES IN FUND BALANCES - BUDGET AND ACTUAL OTHER SPECIAL REVENUE FUNDS

(NON-GAAP BUDGETARY BASIS)

FOR THE YEAR ENDED DECEMBER 31, 2007

CLEAN OHIO GRANT	BUDGETED AMOUNTS		ACTUAL AMOUNTS	VARIANCE WITH FINAL BUDGET POSITIVE (NEGATIVE)
	ORIGINAL	FINAL		
REVENUES:				
Intergovernmental	\$ 3,150,000	\$ 3,150,000	\$ 2,055,045	\$ (1,094,955)
TOTAL REVENUES	<u>3,150,000</u>	<u>3,150,000</u>	<u>2,055,045</u>	<u>(1,094,955)</u>
EXPENDITURES:				
CURRENT:				
COMMUNITY AND ECONOMIC DEVELOPMENT				
Contractual services	<u>3,150,000</u>	<u>2,150,000</u>	<u>2,055,045</u>	<u>94,955</u>
TOTAL EXPENDITURES	<u>3,150,000</u>	<u>2,150,000</u>	<u>2,055,045</u>	<u>94,955</u>
EXCESS (DEFICIENCY) OF REVENUES OVER EXPENDITURES	0	1,000,000	0	(1,000,000)
EXCESS (DEFICIENCY) OF REVENUES AND OTHER FINANCING SOURCES OVER EXPENDITURES AND OTHER USES	0	1,000,000	0	(1,000,000)
FUND BALANCE (DEFICIT) AT BEGINNING OF YEAR	<u>0</u>	<u>0</u>	<u>0</u>	<u>0</u>
FUND BALANCE (DEFICIT) AT END OF YEAR	<u>\$ 0</u>	<u>\$ 1,000,000</u>	<u>\$ 0</u>	<u>\$ (1,000,000)</u>

LAKE COUNTY, OHIO

SCHEDULE OF REVENUES, EXPENDITURES AND CHANGES IN FUND BALANCES - BUDGET AND ACTUAL OTHER SPECIAL REVENUE FUNDS

(NON-GAAP BUDGETARY BASIS)

FOR THE YEAR ENDED DECEMBER 31, 2007

COMMUNITY DEVELOPMENT BLOCK GRANT	BUDGETED AMOUNTS		ACTUAL AMOUNTS	VARIANCE WITH FINAL BUDGET POSITIVE (NEGATIVE)
	ORIGINAL	FINAL		
REVENUES:				
Intergovernmental	\$ 1,416,668	\$ 1,492,668	\$ 1,466,431	\$ (26,237)
Miscellaneous		61,000	64,827	3,827
TOTAL REVENUES	<u>1,416,668</u>	<u>1,553,668</u>	<u>1,531,258</u>	<u>(22,410)</u>
EXPENDITURES:				
CURRENT:				
COMMUNITY AND ECONOMIC DEVELOPMENT				
Contractual services	<u>1,416,668</u>	<u>1,542,919</u>	<u>1,518,114</u>	<u>24,805</u>
TOTAL EXPENDITURES	<u>1,416,668</u>	<u>1,542,919</u>	<u>1,518,114</u>	<u>24,805</u>
EXCESS (DEFICIENCY) OF REVENUES OVER EXPENDITURES	0	10,749	13,144	2,395
EXCESS (DEFICIENCY) OF REVENUES AND OTHER FINANCING SOURCES OVER EXPENDITURES AND OTHER USES	0	10,749	13,144	2,395
FUND BALANCE (DEFICIT) AT BEGINNING OF YEAR	<u>30,637</u>	<u>30,637</u>	<u>30,637</u>	<u>0</u>
FUND BALANCE (DEFICIT) AT END OF YEAR	<u>\$ 30,637</u>	<u>\$ 41,386</u>	<u>\$ 43,781</u>	<u>\$ 2,395</u>

LAKE COUNTY, OHIO

NONMAJOR DEBT SERVICE

The debt service funds are used to account for the accumulation of resources and payment of general obligation and special assessment bond principal, interest, and related costs.

JAIL BOND RETIREMENT: This fund is used to account for the retirement of debt used to finance the construction of the County Detention Facility. The retirement of this debt is funded through operating transfers from the General Fund.

COUNTY FACILITIES BOND RETIREMENT: This fund is used to account for the retirement of debt used to finance the construction of County facilities. The retirement of this debt is funded through operating transfers from various County funds.

LAKE COUNTY, OHIO

COMBINING BALANCE SHEET NONMAJOR DEBT SERVICE FUNDS

DECEMBER 31, 2007

	JAIL BOND RETIREMENT	COUNTY FACILITIES BOND RETIREMENT	TOTALS
ASSETS:			
Equity in pooled cash and cash equivalents	\$	\$	\$ 0
Receivables:			
Special assessments			0
TOTAL ASSETS	\$ 0	\$ 0	\$ 0
LIABILITIES:			
Deferred revenue	\$	\$	\$ 0
TOTAL LIABILITIES	0	0	0
FUND BALANCES:			
Reserved for debt service			0
TOTAL FUND BALANCES	0	0	0
TOTAL LIABILITIES AND FUND BALANCES	\$ 0	\$ 0	\$ 0

LAKE COUNTY, OHIO

COMBINING STATEMENT OF REVENUES, EXPENDITURES AND CHANGES IN FUND BALANCES NONMAJOR DEBT SERVICE FUNDS

FOR THE YEAR ENDED DECEMBER 31, 2007

	JAIL BOND RETIREMENT	COUNTY FACILITIES BOND RETIREMENT	TOTALS
REVENUES:			
Special assessments	\$ _____	\$ _____	\$ _____ 0
TOTAL REVENUES	0	0	0
EXPENDITURES:			
Debt service:			
Principal	655,000	1,599,000	2,254,000
Interest and fiscal charges	<u>221,063</u>	<u>975,037</u>	<u>1,196,100</u>
TOTAL EXPENDITURES	876,063	2,574,037	3,450,100
EXCESS (DEFICIENCY) OF REVENUES OVER EXPENDITURES	(876,063)	(2,574,037)	(3,450,100)
OTHER FINANCING SOURCES (USES):			
Proceeds of bonds			0
Premium on debt			0
Transfers-in	<u>876,063</u>	<u>2,574,037</u>	<u>3,450,100</u>
TOTAL OTHER FINANCING SOURCES USES	876,063	2,574,037	3,450,100
NET CHANGE IN FUND BALANCES	0	0	0
FUND BALANCE (DEFICIT) AT BEGINNING OF YEAR	<u>0</u>	<u>0</u>	<u>0</u>
FUND BALANCE (DEFICIT) AT END OF YEAR	<u>\$ 0</u>	<u>\$ 0</u>	<u>\$ 0</u>

LAKE COUNTY, OHIO

SCHEDULE OF REVENUES, EXPENDITURES AND CHANGES IN FUND BALANCES - BUDGET AND ACTUAL MAJOR DEBT SERVICE FUND

(NON-GAAP BUDGETARY BASIS)

FOR THE YEAR ENDED DECEMBER 31, 2007

SPECIAL ASSESSMENT DEBT SERVICE	BUDGETED AMOUNTS		ACTUAL AMOUNTS	VARIANCE WITH FINAL BUDGET POSITIVE (NEGATIVE)
	ORIGINAL	FINAL		
REVENUES:				
Special assessments	\$ 897,797	\$ 897,797	\$ 888,353	\$ (9,444)
TOTAL REVENUES	<u>897,797</u>	<u>897,797</u>	<u>888,353</u>	<u>(9,444)</u>
EXPENDITURES:				
Debt service:				
Principal	516,300	516,300	516,300	0
Interest and fiscal charges	<u>393,721</u>	<u>393,721</u>	<u>393,719</u>	<u>2</u>
TOTAL EXPENDITURES	<u>910,021</u>	<u>910,021</u>	<u>910,019</u>	<u>2</u>
EXCESS (DEFICIENCY) OF REVENUES OVER EXPENDITURES	(12,224)	(12,224)	(21,666)	(9,442)
OTHER FINANCING SOURCES (USES):				
TOTAL OTHER FINANCING SOURCES (USES)	<u>0</u>	<u>0</u>	<u>0</u>	<u>0</u>
EXCESS (DEFICIENCY) OF REVENUES AND OTHER FINANCING SOURCES OVER EXPENDITURES AND OTHER USES	(12,224)	(12,224)	(21,666)	(9,442)
FUND BALANCE (DEFICIT) AT BEGINNING OF YEAR	<u>1,762,884</u>	<u>1,762,884</u>	<u>1,762,884</u>	<u>0</u>
FUND BALANCE (DEFICIT) AT END OF YEAR	<u>\$ 1,750,660</u>	<u>\$ 1,750,660</u>	<u>\$ 1,741,218</u>	<u>\$ (9,442)</u>

LAKE COUNTY, OHIO

SCHEDULE OF REVENUES, EXPENDITURES AND CHANGES IN FUND BALANCES - BUDGET AND ACTUAL NONMAJOR DEBT SERVICE FUNDS

(NON-GAAP BUDGETARY BASIS)

FOR THE YEAR ENDED DECEMBER 31, 2007

JAIL BOND RETIREMENT	BUDGETED AMOUNTS		ACTUAL AMOUNTS	VARIANCE WITH FINAL BUDGET POSITIVE (NEGATIVE)
	ORIGINAL	FINAL		
REVENUES:				
TOTAL REVENUES	\$ 0	\$ 0	\$ 0	\$ 0
EXPENDITURES:				
Debt service:				
Principal	655,000	655,000	655,000	0
Interest and fiscal charges	221,063	221,063	221,063	0
TOTAL EXPENDITURES	876,063	876,063	876,063	0
EXCESS (DEFICIENCY) OF REVENUES OVER EXPENDITURES	(876,063)	(876,063)	(876,063)	0
OTHER FINANCING SOURCES (USES):				
Transfers-in	876,063	876,063	876,063	0
TOTAL OTHER FINANCING SOURCES (USES)	876,063	876,063	876,063	0
EXCESS (DEFICIENCY) OF REVENUES AND OTHER FINANCING SOURCES OVER EXPENDITURES AND OTHER USES	0	0	0	0
FUND BALANCE (DEFICIT) AT BEGINNING OF YEAR	0	0	0	0
FUND BALANCE (DEFICIT) AT END OF YEAR	\$ 0	\$ 0	\$ 0	\$ 0

LAKE COUNTY, OHIO

SCHEDULE OF REVENUES, EXPENDITURES AND CHANGES IN FUND BALANCES - BUDGET AND ACTUAL NONMAJOR DEBT SERVICE FUNDS

(NON-GAAP BUDGETARY BASIS)

FOR THE YEAR ENDED DECEMBER 31, 2007

COUNTY FACILITIES BOND RETIREMENT	BUDGETED AMOUNTS		ACTUAL AMOUNTS	VARIANCE WITH FINAL BUDGET POSITIVE (NEGATIVE)
	ORIGINAL	FINAL		
REVENUES:				
TOTAL REVENUES	\$ 0	\$ 0	\$ 0	\$ 0
EXPENDITURES:				
Debt service:				
Principal	1,599,000	1,599,000	1,599,000	0
Interest and fiscal charges	975,037	975,037	975,037	0
TOTAL EXPENDITURES	2,574,037	2,574,037	2,574,037	0
EXCESS (DEFICIENCY) OF REVENUES OVER EXPENDITURES	(2,574,037)	(2,574,037)	(2,574,037)	0
OTHER FINANCING SOURCES (USES):				
Transfers-in	2,574,037	2,574,037	2,574,037	0
TOTAL OTHER FINANCING SOURCES (USES)	2,574,037	2,574,037	2,574,037	0
EXCESS (DEFICIENCY) OF REVENUES AND OTHER FINANCING SOURCES OVER EXPENDITURES AND OTHER USES	0	0	0	0
FUND BALANCE (DEFICIT) AT BEGINNING OF YEAR	0	0	0	0
FUND BALANCE (DEFICIT) AT END OF YEAR	\$ 0	\$ 0	\$ 0	\$ 0

LAKE COUNTY, OHIO

NONMAJOR CAPITAL PROJECT FUNDS

The Capital Project Funds are used to account for financial resources to be used for the acquisition, construction or improvement of major capital facilities and other capital assets (other than those financed by the proprietary funds).

PERMANENT IMPROVEMENT FUND: This fund accounts for costs of minor building, remodeling and rehabilitation projects that are not accounted for in a separate fund within this capital projects fund type. Its primary source of revenue is operating transfers from the General Fund.

M.R. & D.D. BOARD CAPITAL IMPROVEMENT: This fund accounts for all capital-related expenditures of the Mental Retardation and Developmental Disabilities Board including the remodeling of and additions to board facilities. Financing is provided through transfers from the Board's special revenue operating fund.

DOG SHELTER RENOVATION: This fund will account for construction costs incurred in the renovation of a new County Dog Shelter or for the purchase of a new facility. Financing is currently provided by donations from pet owners and other sources to the County Dog Warden.

800 MHZ TOWER REPLACEMENT: This fund accounts for the financing and costs associated with the construction of a replacement telecommunications tower. Financing is provided by fees charged to telecommunications users who utilize the tower for transmission of their service to end users.

ENGINEER'S OFFICE CONSTRUCTION: This fund will account for construction costs incurred in constructing a new facility for the County Engineer's Office. Previous financing has been provided from transfers from the General Fund.

COURTHOUSE RENOVATION: This fund accounts for construction costs incurred in the renovation of the Lake County Courthouse. Financing was previously provided by transfers from the General Fund and General Obligation Notes.

153 EAST ERIE STREET RENOVATION: This fund will account for renovation costs incurred for a County-owned building purchased in 2001. It has not been determined yet which departments will be relocated to this building. Funding is currently provided from transfers from the General Fund.

LAKE COUNTY, OHIO

NONMAJOR CAPITAL PROJECT FUNDS

AUDITOR'S AND TREASURER'S RENOVATIONS: This fund accounts for construction costs incurred in the renovation of the offices of the County Auditor and the County Treasurer. Financing has been provided by the issuance of general obligation bonds.

LAKE ROAD IMPROVEMENT: This fund accounts for road improvements to Lake Road in Madison Township.

LAKE COUNTY, OHIO

COMBINING BALANCE SHEET NONMAJOR CAPITAL PROJECTS FUNDS

DECEMBER 31, 2007

	PERMANENT IMPROVEMENT	MR & DD BOARD CAPITAL IMPROVEMENT	DOG SHELTER RENOVATION	800 MHZ TOWER REPLACEMENT
ASSETS:				
Equity in pooled cash and cash equivalents	\$ 1,484,086	\$ 5,586,064	\$ 320,129	\$ 871,911
Due from other funds	163,081			
Due from other governments				1,500
Prepaid items				1,089
TOTAL ASSETS	<u>1,647,167</u>	<u>5,586,064</u>	<u>320,129</u>	<u>874,500</u>
LIABILITIES:				
Accounts payable	20,656	39,220	147,315	
Due to other funds		5,160	384	
TOTAL LIABILITIES	20,656	44,380	147,699	0
FUND BALANCES:				
Reserved for encumbrances	438,026	3,213	11,859	
Reserved for prepaids				1,089
Unreserved/undesignated	1,188,485	5,538,471	160,571	873,411
TOTAL FUND BALANCES	<u>1,626,511</u>	<u>5,541,684</u>	<u>172,430</u>	<u>874,500</u>
TOTAL LIABILITIES AND FUND BALANCES	<u>\$ 1,647,167</u>	<u>\$ 5,586,064</u>	<u>\$ 320,129</u>	<u>\$ 874,500</u>

ENGINEER'S OFFICE CONSTRUCTION	COURT- HOUSE RENO- VATION	153 EAST ERIE STREET RENO- VATION	AUDITOR'S & TREASURER'S RENO- VATION	LAKE ROAD IMPROVE- MENT	TOTALS
\$ 40,250	\$ 1,128,903	\$ 185,651	\$ 913,213	\$ 443,621	\$ 10,973,828
					163,081
					1,500
					1,089
<u>40,250</u>	<u>1,128,903</u>	<u>185,651</u>	<u>913,213</u>	<u>443,621</u>	<u>11,139,498</u>
					207,191
					5,544
0	0	0	0	0	212,735
	79,346		2,375	253,009	787,828
					1,089
<u>40,250</u>	<u>1,049,557</u>	<u>185,651</u>	<u>910,838</u>	<u>190,612</u>	<u>10,137,846</u>
<u>40,250</u>	<u>1,128,903</u>	<u>185,651</u>	<u>913,213</u>	<u>443,621</u>	<u>10,926,763</u>
<u>\$ 40,250</u>	<u>\$ 1,128,903</u>	<u>\$ 185,651</u>	<u>\$ 913,213</u>	<u>\$ 443,621</u>	<u>\$ 11,139,498</u>

LAKE COUNTY, OHIO

COMBINING STATEMENT OF REVENUES, EXPENDITURES AND CHANGES IN FUND BALANCES NONMAJOR CAPITAL PROJECTS FUNDS

FOR THE YEAR ENDED DECEMBER 31, 2007

	PERMANENT IMPROVEMENT	MR & DD BOARD CAPITAL IMPROVEMENT	DOG SHELTER RENOVATION	800 MHZ TOWER REPLACEMENT
REVENUES:				
Charges for services	\$	\$	\$	\$ 119,683
Investment earnings				
Miscellaneous	45,024		8,335	
TOTAL REVENUES	45,024	0	8,335	119,683
EXPENDITURES:				
Capital outlay	733,117	1,343,721	759,199	3,345
Debt service:				
Interest and fiscal charges			26,437	
Bond issuance costs			46,091	
TOTAL EXPENDITURES	733,117	1,343,721	831,727	3,345
EXCESS (DEFICIENCY) OF REVENUES OVER EXPENDITURES	(688,093)	(1,343,721)	(823,392)	116,338
OTHER FINANCING SOURCES (USES):				
Proceeds of bonds			1,545,000	
Premium on debt			4,439	
Transfers-in	300,000			
TOTAL OTHER FINANCING SOURCES (USES)	300,000	0	1,549,439	0
NET CHANGE IN FUND BALANCES	(388,093)	(1,343,721)	726,047	116,338
FUND BALANCE (DEFICIT) AT BEGINNING OF YEAR	2,014,604	6,885,405	(553,617)	\$ 758,162
FUND BALANCE (DEFICIT) AT END OF YEAR	\$ 1,626,511	\$ 5,541,684	\$ 172,430	\$ 874,500

ENGINEER'S OFFICE CONSTRUCTION	COURT- HOUSE RENO- VATION	153 EAST ERIE STREET RENO- VATION	AUDITOR'S & TREASURER'S RENO- VATION	LAKE ROAD IMPROVE- MENT	TOTALS
\$	\$	\$	\$	\$	\$
				57,541	119,683
					57,541
					53,359
0	0	0	0	57,541	230,583
	32,992			1,706,226	4,578,600
					26,437
					46,091
0	32,992	0	0	1,706,226	4,651,128
0	(32,992)	0	0	(1,648,685)	(4,420,545)
					1,545,000
					4,439
				2,000,000	2,300,000
0	0	0	0	2,000,000	3,849,439
0	(32,992)	0	0	351,315	(571,106)
\$ 40,250	\$ 1,161,895	\$ 185,651	\$ 913,213	\$ 92,306	11,497,869
\$ 40,250	\$ 1,128,903	\$ 185,651	\$ 913,213	\$ 443,621	\$ 10,926,763

LAKE COUNTY, OHIO

SCHEDULE OF REVENUES, EXPENDITURES AND CHANGES IN FUND BALANCES - BUDGET AND ACTUAL CAPITAL PROJECT FUNDS

(NON-GAAP BUDGETARY BASIS)

FOR THE YEAR ENDED DECEMBER 31, 2007

PERMANENT IMPROVEMENT	BUDGETED AMOUNTS		ACTUAL AMOUNTS	VARIANCE WITH FINAL BUDGET POSITIVE (NEGATIVE)
	ORIGINAL	FINAL		
REVENUES:				
Miscellaneous	\$	\$ 50,000	\$ 45,024	\$ (4,976)
TOTAL REVENUES	0	50,000	45,024	(4,976)
EXPENDITURES:				
Capital outlay	1,406,200	631,200	573,725	57,475
TOTAL EXPENDITURES	1,406,200	631,200	573,725	57,475
EXCESS (DEFICIENCY) OF REVENUES OVER EXPENDITURES	(1,406,200)	(581,200)	(528,701)	52,499
OTHER FINANCING SOURCES (USES):				
Transfers-in	300,000	300,000	300,000	0
TOTAL OTHER FINANCING SOURCES (USES)	300,000	300,000	300,000	0
EXCESS (DEFICIENCY) OF REVENUES AND OTHER FINANCING SOURCES OVER EXPENDITURES AND OTHER USES	(1,106,200)	(281,200)	(228,701)	52,499
FUND BALANCE (DEFICIT) AT BEGINNING OF YEAR	1,253,323	1,253,323	1,253,323	0
Unexpended Prior Year Encumbrances	2,384	2,384	2,384	0
FUND BALANCE (DEFICIT) AT END OF YEAR	\$ 149,507	\$ 974,507	\$ 1,027,006	\$ 52,499

LAKE COUNTY, OHIO

SCHEDULE OF REVENUES, EXPENDITURES AND CHANGES IN FUND BALANCES - BUDGET AND ACTUAL CAPITAL PROJECT FUNDS

(NON-GAAP BUDGETARY BASIS)

FOR THE YEAR ENDED DECEMBER 31, 2007

BOARD OF MENTAL RETARDATION AND DEVELOPMENTAL DISABILITIES CAPITAL IMPROVEMENT	BUDGETED AMOUNTS		ACTUAL AMOUNTS	VARIANCE WITH FINAL BUDGET POSITIVE (NEGATIVE)
	ORIGINAL	FINAL		
REVENUES:				
TOTAL REVENUES	\$ 0	\$ 0	\$ 0	\$ 0
EXPENDITURES:				
Capital outlay	1,974,095	1,414,095	1,310,767	103,328
TOTAL EXPENDITURES	1,974,095	1,414,095	1,310,767	103,328
EXCESS (DEFICIENCY) OF REVENUES OVER EXPENDITURES	(1,974,095)	(1,414,095)	(1,310,767)	103,328
OTHER FINANCING SOURCES (USES):				
Transfers-in	639,760	639,760		(639,760)
TOTAL OTHER FINANCING SOURCES (USES)	639,760	639,760	0	(639,760)
EXCESS (DEFICIENCY) OF REVENUES AND OTHER FINANCING SOURCES OVER EXPENDITURES AND OTHER USES	(1,334,335)	(774,335)	(1,310,767)	(536,432)
FUND BALANCE (DEFICIT) AT BEGINNING OF YEAR	6,888,055	6,888,055	6,888,055	0
Unexpended Prior Year Encumbrances	5,563	5,563	5,563	
FUND BALANCE (DEFICIT) AT END OF YEAR	\$ 5,559,283	\$ 6,119,283	\$ 5,582,851	\$ (536,432)

LAKE COUNTY, OHIO

SCHEDULE OF REVENUES, EXPENDITURES AND CHANGES IN FUND BALANCES - BUDGET AND ACTUAL CAPITAL PROJECT FUNDS

(NON-GAAP BUDGETARY BASIS)

FOR THE YEAR ENDED DECEMBER 31, 2007

DOG SHELTER RENOVATION	BUDGETED AMOUNTS		ACTUAL AMOUNTS	VARIANCE WITH FINAL BUDGET POSITIVE (NEGATIVE)
	ORIGINAL	FINAL		
REVENUES:				
Miscellaneous	\$ 22,000	\$ 22,800	\$ 8,835	\$ (13,965)
TOTAL REVENUES	22,000	22,800	8,835	(13,965)
EXPENDITURES:				
Capital outlay	92,350	116,671	112,544	4,127
Debt service:				
Principal	1,500,000	1,500,000	1,500,000	0
Interest and fiscal charges	68,000	67,500	67,500	0
Bond issuance costs		46,091	46,091	0
TOTAL EXPENDITURES	1,660,350	1,730,262	1,726,135	4,127
EXCESS (DEFICIENCY) OF REVENUES OVER EXPENDITURES	(1,638,350)	(1,707,462)	(1,717,300)	(9,838)
OTHER FINANCING SOURCES (USES):				
Proceeds of bonds	1,500,000	1,545,000	1,545,000	0
Premium on debt		4,439	4,439	0
Transfers-in	110,000	110,000		(110,000)
TOTAL OTHER FINANCING SOURCES (USES)	1,610,000	1,659,439	1,549,439	(110,000)
EXCESS (DEFICIENCY) OF REVENUES AND OTHER FINANCING SOURCES OVER EXPENDITURES AND OTHER USES	(28,350)	(48,023)	(167,861)	(119,838)
FUND BALANCE (DEFICIT) AT BEGINNING OF YEAR	325,099	325,099	325,099	0
Unexpended Prior Year Encumbrances	4,137	4,137	4,137	0
FUND BALANCE (DEFICIT) AT END OF YEAR	\$ 300,886	\$ 281,213	\$ 161,375	\$ (119,838)

LAKE COUNTY, OHIO

SCHEDULE OF REVENUES, EXPENDITURES AND CHANGES IN FUND BALANCES - BUDGET AND ACTUAL CAPITAL PROJECT FUNDS

(NON-GAAP BUDGETARY BASIS)

FOR THE YEAR ENDED DECEMBER 31, 2007

800 MHZ TOWER REPLACEMENT	BUDGETED AMOUNTS		ACTUAL AMOUNTS	VARIANCE WITH FINAL BUDGET POSITIVE (NEGATIVE)
	ORIGINAL	FINAL		
REVENUES:				
Charges for services	\$ 135,000	\$ 135,000	\$ 118,183	\$ (16,817)
TOTAL REVENUES	<u>135,000</u>	<u>135,000</u>	<u>118,183</u>	<u>(16,817)</u>
EXPENDITURES:				
Capital outlay	4,000	4,000	3,301	699
TOTAL EXPENDITURES	<u>4,000</u>	<u>4,000</u>	<u>3,301</u>	<u>699</u>
EXCESS (DEFICIENCY) OF REVENUES OVER EXPENDITURES	131,000	131,000	114,882	(16,118)
EXCESS (DEFICIENCY) OF REVENUES AND OTHER FINANCING SOURCES OVER EXPENDITURES AND OTHER USES	131,000	131,000	114,882	(16,118)
FUND BALANCE (DEFICIT) AT BEGINNING OF YEAR	<u>757,029</u>	<u>757,029</u>	<u>757,029</u>	<u>0</u>
FUND BALANCE (DEFICIT) AT END OF YEAR	<u>\$ 888,029</u>	<u>\$ 888,029</u>	<u>\$ 871,911</u>	<u>\$ (16,118)</u>

LAKE COUNTY, OHIO

SCHEDULE OF REVENUES, EXPENDITURES AND CHANGES IN FUND BALANCES - BUDGET AND ACTUAL CAPITAL PROJECT FUNDS

(NON-GAAP BUDGETARY BASIS)

FOR THE YEAR ENDED DECEMBER 31, 2007

ENGINEER'S OFFICE CONSTRUCTION	BUDGETED AMOUNTS		ACTUAL AMOUNTS	VARIANCE WITH FINAL BUDGET POSITIVE (NEGATIVE)
	ORIGINAL	FINAL		
REVENUES:				
TOTAL REVENUES	\$ 0	\$ 0	\$ 0	\$ 0
EXPENDITURES:				
Capital outlay	40,250			0
TOTAL EXPENDITURES	40,250	0	0	0
EXCESS (DEFICIENCY) OF REVENUES OVER EXPENDITURES	(40,250)	0	0	0
EXCESS (DEFICIENCY) OF REVENUES AND OTHER FINANCING SOURCES OVER EXPENDITURES AND OTHER USES	(40,250)	0	0	0
FUND BALANCE (DEFICIT) AT BEGINNING OF YEAR	40,250	40,250	40,250	0
FUND BALANCE (DEFICIT) AT END OF YEAR	\$ 0	\$ 40,250	\$ 40,250	\$ 0

LAKE COUNTY, OHIO

SCHEDULE OF REVENUES, EXPENDITURES AND CHANGES IN FUND BALANCES - BUDGET AND ACTUAL CAPITAL PROJECT FUNDS

(NON-GAAP BUDGETARY BASIS)

FOR THE YEAR ENDED DECEMBER 31, 2007

COURTHOUSE RENOVATION	BUDGETED AMOUNTS		ACTUAL AMOUNTS	VARIANCE WITH FINAL BUDGET POSITIVE (NEGATIVE)
	ORIGINAL	FINAL		
REVENUES:				
TOTAL REVENUES	\$ 0	\$ 0	\$ 0	\$ 0
EXPENDITURES:				
Capital outlay	379,346	229,346	112,338	117,008
TOTAL EXPENDITURES	379,346	229,346	112,338	117,008
EXCESS (DEFICIENCY) OF REVENUES OVER EXPENDITURES	(379,346)	(229,346)	(112,338)	117,008
OTHER FINANCING SOURCES (USES):				
Operating transfers-in	18,000	18,000		(18,000)
Operating transfers-out	(800,000)			0
TOTAL OTHER FINANCING SOURCES (USES)	(782,000)	18,000	0	(18,000)
EXCESS (DEFICIENCY) OF REVENUES AND OTHER FINANCING SOURCES OVER EXPENDITURES AND OTHER USES	(1,161,346)	(211,346)	(112,338)	99,008
FUND BALANCE (DEFICIT) AT BEGINNING OF YEAR	1,082,549	1,082,549	1,082,549	0
Unexpended Prior Year Encumbrances	79,346	79,346	79,346	0
FUND BALANCE (DEFICIT) AT END OF YEAR	\$ 549	\$ 950,549	\$ 1,049,557	\$ 99,008

The notes to the financial statements are an integral part of this statement.

LAKE COUNTY, OHIO

SCHEDULE OF REVENUES, EXPENDITURES AND CHANGES IN FUND BALANCES - BUDGET AND ACTUAL CAPITAL PROJECT FUNDS

(NON-GAAP BUDGETARY BASIS)

FOR THE YEAR ENDED DECEMBER 31, 2007

153 EAST ERIE STREET RENOVATION	BUDGETED AMOUNTS		ACTUAL AMOUNTS	VARIANCE WITH FINAL BUDGET POSITIVE (NEGATIVE)
	ORIGINAL	FINAL		
REVENUES:				
TOTAL REVENUES	\$ 0	\$ 0	\$ 0	\$ 0
EXPENDITURES:				
Capital outlay	185,000	5,000		5,000
TOTAL EXPENDITURES	185,000	5,000	0	5,000
EXCESS (DEFICIENCY) OF REVENUES OVER EXPENDITURES	(185,000)	(5,000)	0	5,000
EXCESS (DEFICIENCY) OF REVENUES AND OTHER FINANCING SOURCES OVER EXPENDITURES AND OTHER USES	(185,000)	(5,000)	0	5,000
FUND BALANCE (DEFICIT) AT BEGINNING OF YEAR	185,651	185,651	185,651	0
FUND BALANCE (DEFICIT) AT END OF YEAR	\$ 651	\$ 180,651	\$ 185,651	\$ 5,000

LAKE COUNTY, OHIO

SCHEDULE OF REVENUES, EXPENDITURES AND CHANGES IN FUND BALANCES - BUDGET AND ACTUAL CAPITAL PROJECT FUNDS

(NON-GAAP BUDGETARY BASIS)

FOR THE YEAR ENDED DECEMBER 31, 2007

AUDITOR'S / TREASURER'S RENOVATIONS	BUDGETED AMOUNTS		ACTUAL AMOUNTS	VARIANCE WITH FINAL BUDGET POSITIVE (NEGATIVE)
	ORIGINAL	FINAL		
REVENUES:				
Miscellaneous	\$ 0	\$ 1,300	\$ 1,300	\$ 0
TOTAL REVENUES	0	1,300	1,300	0
EXPENDITURES:				
Capital outlay	306,000	16,000	2,375	13,625
TOTAL EXPENDITURES	306,000	16,000	2,375	13,625
EXCESS (DEFICIENCY) OF REVENUES OVER EXPENDITURES	(306,000)	(14,700)	(1,075)	13,625
OTHER FINANCING SOURCES (USES):				
Operating transfers-out	(594,000)	0	0	0
TOTAL OTHER FINANCING SOURCES (USES)	(594,000)	0	0	0
EXCESS (DEFICIENCY) OF REVENUES AND OTHER FINANCING SOURCES OVER EXPENDITURES AND OTHER USES	(900,000)	(14,700)	(1,075)	13,625
FUND BALANCE (DEFICIT) AT BEGINNING OF YEAR	907,692	907,692	907,692	0
FUND BALANCE (DEFICIT) AT END OF YEAR	\$ 7,692	\$ 892,992	\$ 906,617	\$ 13,625

LAKE COUNTY, OHIO

SCHEDULE OF REVENUES, EXPENDITURES AND CHANGES IN FUND BALANCES - BUDGET AND ACTUAL CAPITAL PROJECT FUNDS

(NON-GAAP BUDGETARY BASIS)

FOR THE YEAR ENDED DECEMBER 31, 2007

LAKE ROAD IMPROVEMENT	BUDGETED AMOUNTS		ACTUAL AMOUNTS	VARIANCE WITH FINAL BUDGET POSITIVE (NEGATIVE)
	ORIGINAL	FINAL		
REVENUES:				
Investment earnings	\$ 0	\$ 60,000	\$ 57,541	\$ (2,459)
TOTAL REVENUES	0	60,000	57,541	(2,459)
EXPENDITURES:				
Capital outlay	887,085	1,887,085	1,887,085	0
TOTAL EXPENDITURES	887,085	1,887,085	1,887,085	0
EXCESS (DEFICIENCY) OF REVENUES OVER EXPENDITURES	(887,085)	(1,827,085)	(1,829,544)	(2,459)
OTHER FINANCING SOURCES (USES):				
Transfers-in	1,917,085	1,917,085	2,000,000	82,915
TOTAL OTHER FINANCING SOURCES (USES)	1,917,085	1,917,085	2,000,000	82,915
EXCESS (DEFICIENCY) OF REVENUES AND OTHER FINANCING SOURCES OVER EXPENDITURES AND OTHER USES	1,030,000	90,000	170,456	80,456
FUND BALANCE (DEFICIT) AT BEGINNING OF YEAR	20,156	20,156	20,156	0
FUND BALANCE (DEFICIT) AT END OF YEAR	\$ 1,050,156	\$ 110,156	\$ 190,612	\$ 80,456

LAKE COUNTY, OHIO

ENTERPRISE FUNDS

Enterprise Funds are used to account for the County's ongoing operations and activities which are similar to those often found in the private sector. The measurement focus is upon determination of net income, financial position and cash flows. These funds account for the acquisition, operation, maintenance and improvement of County facilities which are operated by the Department of Utilities and are financed primarily by user charges.

WATER: The County provides water to residential, commercial and industrial customers. Revenue generated through user charges is used for operation, maintenance and capital improvements of the water distribution system.

WASTEWATER: The County provides sanitary sewer service to residential, commercial and industrial customers. Wastewater charges are based on water usage and serve as the major revenue source for financing the operations and maintenance of the wastewater system.

SOLID WASTE: This fund is used to account for the financial operations of the County's solid waste removal and landfill activities. Revenues are generated primarily from user tipping fees.

LAKE COUNTY, OHIO

SCHEDULE OF REVENUES, EXPENSES AND CHANGES IN FUND EQUITY - BUDGET AND ACTUAL ALL ENTERPRISE FUNDS

(NON-GAAP BUDGETARY BASIS)

FOR THE YEAR ENDED DECEMBER 31, 2007

WATER	BUDGETED AMOUNTS		ACTUAL AMOUNTS	VARIANCE WITH FINAL BUDGET POSITIVE (NEGATIVE)
	ORIGINAL	FINAL		
OPERATING REVENUES:				
Water sales	\$ 17,553,944	\$ 17,553,944	\$ 18,242,305	\$ 688,361
Fees, permits and tap-ins	500,000	500,000	578,801	78,801
Charges for services	91,642	176,642	189,635	12,993
Other operating revenues	<u>87,000</u>	<u>328,750</u>	<u>450,138</u>	<u>121,388</u>
TOTAL OPERATING REVENUES	18,232,586	18,559,336	19,460,879	901,543
OPERATING EXPENSES:				
Personal services	4,000,000	4,000,000	3,966,482	33,518
Contractual services	3,944	875,188	758,809	116,379
Materials and supplies	1,349,150	1,530,950	1,374,922	156,028
Other operating expenses	3,067,859	3,157,907	3,017,597	140,310
Capital outlay	<u>2,300,916</u>	<u>1,584,586</u>	<u>1,528,040</u>	<u>56,546</u>
TOTAL OPERATING EXPENSES	10,721,869	11,148,631	10,645,850	502,781
OPERATING INCOME (LOSS)	7,510,717	7,410,705	8,815,029	1,404,324
NON-OPERATING REVENUES (EXPENSES):				
Advances-out	(668,776)	(668,776)	(668,776)	0
Grants and contributed capital	352,774	353,274	353,250	(24)
Contributions from customers	9,700	23,485	24,985	1,500
Proceeds of notes	638,000	387,000		(387,000)
Investment earnings	8,358	9,066	10,363	1,297
Sale of capital assets	7,250	10,001	10,001	0
Bond principal retirement	(7,407,182)	(7,407,182)	(7,406,522)	660
Interest and fiscal charges	<u>(1,248,041)</u>	<u>(1,248,644)</u>	<u>(1,248,642)</u>	<u>2</u>
TOTAL NON-OPERATING REVENUES (EXPENSES)	<u>(8,307,917)</u>	<u>(8,541,776)</u>	<u>(8,925,341)</u>	<u>(383,565)</u>
NET INCOME (LOSS) BEFORE TRANSFERS	(797,200)	(1,131,071)	(110,312)	1,020,759
Transfers-out to other funds		<u>(50,000)</u>	<u>(50,000)</u>	<u>0</u>
CHANGE IN NET ASSETS	(797,200)	(1,181,071)	(160,312)	1,020,759
FUNDEQUITY AT THE BEGINNING OF THE YEAR	9,128,515	9,128,515	9,128,515	0
Unexpended Prior Year Encumbrances	<u>6,572</u>	<u>6,572</u>	<u>6,572</u>	<u>0</u>
FUNDEQUITY AT THE END OF THE YEAR	<u>\$ 8,337,887</u>	<u>\$ 7,954,016</u>	<u>\$ 8,974,775</u>	<u>\$ 1,020,759</u>

LAKE COUNTY, OHIO

SCHEDULE OF REVENUES, EXPENSES AND CHANGES IN FUND EQUITY - BUDGET AND ACTUAL ALL ENTERPRISE FUNDS

(NON-GAAP BUDGETARY BASIS)

FOR THE YEAR ENDED DECEMBER 31, 2007

WASTEWATER	BUDGETED AMOUNTS		ACTUAL AMOUNTS	VARIANCE WITH FINAL BUDGET POSITIVE (NEGATIVE)
	ORIGINAL	FINAL		
OPERATING REVENUES:				
Sewer charges	\$ 13,279,808	\$ 13,279,808	\$ 13,844,724	\$ 564,916
Fees, permits and tap-ins	1,700,000	1,775,000	1,677,981	(97,019)
Charges for services	200,000	200,000	180,687	(19,313)
Other operating revenues	30,000	225,026	255,602	30,576
TOTAL OPERATING REVENUES	15,209,808	15,479,834	15,958,994	479,160
OPERATING EXPENSES:				
Personal services	4,800,000	4,550,000	4,512,611	37,389
Contractual services	802,422	1,029,787	906,314	123,473
Materials and supplies	908,400	975,800	921,551	54,249
Other operating expenses	4,201,171	3,958,680	3,804,625	154,055
Capital outlay	9,464,803	1,865,958	1,788,747	77,211
TOTAL OPERATING EXPENSES	20,176,796	12,380,225	11,933,848	446,377
OPERATING INCOME (LOSS)	(4,966,988)	3,099,609	4,025,146	925,537
NON-OPERATING REVENUES (EXPENSES):				
Grants and contributed capital	665,766	858,266	753,020	(105,246)
Contributions from customers	25,700	29,000	29,037	37
Investment earnings	500	5,800	11,189	5,389
Proceeds of notes	9,223,000	9,383,000	2,160,000	(7,223,000)
Sale of capital assets	7,250	10,525	15,529	5,004
Note principal retirement	(2,135,000)	(2,085,000)	(2,085,000)	0
Bond principal retirement	(2,776,034)	(2,776,034)	(2,775,034)	1,000
Interest and fiscal charges	(1,718,247)	(1,716,496)	(1,619,928)	96,568
TOTAL NON-OPERATING REVENUES (EXPENSES)	3,292,935	3,709,061	(3,511,187)	(7,220,248)
NET INCOME (LOSS)	(1,674,053)	6,808,670	513,959	(6,294,711)
FUNDEQUITY AT THE BEGINNING OF THE YEAR	9,428,754	9,428,754	9,428,754	0
Unexpended Prior Year Encumbrances	10,077	10,077	10,077	0
FUNDEQUITY AT THE END OF THE YEAR	\$ 7,764,778	\$ 16,247,501	\$ 9,952,790	\$ (6,294,711)

LAKE COUNTY, OHIO

SCHEDULE OF REVENUES, EXPENSES AND CHANGES IN FUND EQUITY - BUDGET AND ACTUAL ALL ENTERPRISE FUNDS

(NON-GAAP BUDGETARY BASIS)

FOR THE YEAR ENDED DECEMBER 31, 2007

SOLID WASTE	BUDGETED AMOUNTS		ACTUAL AMOUNTS	VARIANCE WITH FINAL BUDGET POSITIVE (NEGATIVE)
	ORIGINAL	FINAL		
OPERATING REVENUES:				
Charges for services	\$ 6,125,000	\$ 6,125,000	\$ 5,878,522	\$ (246,478)
Other operating revenues	13,500	19,615	12,296	(7,319)
TOTAL OPERATING REVENUES	6,138,500	6,144,615	5,890,818	(253,797)
OPERATING EXPENSES:				
Personal services	405,000	405,050	400,640	4,410
Contractual services	3,911,032	4,646,027	4,588,621	57,406
Materials and supplies	66,200	73,350	56,907	16,443
Other operating expenses	368,179	408,273	329,674	78,599
Capital outlay	2,270,089	5,237,102	5,230,735	6,367
TOTAL OPERATING EXPENSES	7,020,500	10,769,802	10,606,577	163,225
OPERATING INCOME (LOSS)	(882,000)	(4,625,187)	(4,715,759)	(90,572)
NON-OPERATING REVENUES (EXPENSES):				
Grants and contributed capital		30,089	29,634	(455)
Investment earnings		35,500	58,829	23,329
Proceeds of notes	460,000	2,460,000	2,460,000	0
Note principal payment	(925,000)	(925,000)	(925,000)	0
Interest and fiscal charges	(46,122)	(46,122)	(46,122)	0
TOTAL NON-OPERATING REVENUES (EXPENSES)	(511,122)	1,554,467	1,577,341	22,874
NET INCOME (LOSS)	(1,393,122)	(3,070,720)	(3,138,418)	(67,698)
FUND EQUITY AT THE BEGINNING OF THE YEAR	13,826,245	13,826,245	13,826,245	0
Unexpended Prior Year Encumbrances	0	0	0	0
FUND EQUITY AT THE END OF THE YEAR	\$ 12,433,123	\$ 10,755,525	\$ 10,687,827	\$ (67,698)

LAKE COUNTY, OHIO

NONMAJOR INTERNAL SERVICE FUNDS

Internal Service Funds are used to account for the financing of goods and services provided by one department to other County departments or other governments on a cost-reimbursement basis.

CENTRAL PURCHASING: This department operates a storeroom of consumable supplies to service all other county departments and other governmental agencies. Revenue is derived from user charges which are based on actual costs of item(s) purchased.

MAILROOM: This department provides centralized interoffice and outgoing mail services for all County departments. Charges are on a cost-reimbursement basis for postage used.

GARAGE: This department provides gasoline and repair/maintenance services for all County vehicles. Users are billed for costs incurred.

PRESCRIPTION SELF-INSURANCE: This fund accounts for a self-insurance program for medical prescription coverage for the employees of the County. The primary sources of revenue are monthly fees.

DENTAL SELF-INSURANCE: This fund accounts for a self-insurance program for dental insurance coverage for the employees of the County. The primary sources of revenue are monthly fees.

LAKE COUNTY, OHIO

COMBINING STATEMENT OF NET ASSETS NONMAJOR INTERNAL SERVICE FUNDS

DECEMBER 31, 2007

	CENTRAL PURCHASING	MAILROOM	GARAGE	PRESCRIPTION SELF- INSURANCE	DENTAL SELF- INSURANCE	TOTALS
ASSETS:						
Current assets:						
Equity in pooled cash and cash equivalents	\$ 67,288	\$ 78,355	\$ 27,342	\$ 616,115	\$ 351,817	\$ 1,140,917
Accounts receivable			61			61
Due from other funds	84,805	44,357	43,469			172,631
Due from other governments	12,346	1,928	2,395			16,669
Materials and supplies inventory	74,735					74,735
Prepaid items	201	100	1,407			1,708
<i>Total current assets</i>	<u>239,375</u>	<u>124,740</u>	<u>74,674</u>	<u>616,115</u>	<u>351,817</u>	<u>1,406,721</u>
Noncurrent assets-capital assets:						
Furniture, fixtures and equipment	37,490		180,579			218,069
Less: Accumulated depreciation	(19,452)		(150,949)			(170,401)
<i>Total noncurrent assets-capital assets</i>	<u>18,038</u>	<u>0</u>	<u>29,630</u>	<u>0</u>	<u>0</u>	<u>47,668</u>
TOTAL ASSETS	<u>257,413</u>	<u>124,740</u>	<u>104,304</u>	<u>616,115</u>	<u>351,817</u>	<u>1,454,389</u>
LIABILITIES:						
Current liabilities:						
Accounts payable	21,699	5,326	44,401	1,765		73,191
Accrued wages and benefits	2,668	3,356	8,461			14,485
Due to other funds	64	46	15			125
Due to other governments	3,066	3,491	7,156			13,713
Claims payable				49,970	4,048	54,018
Compensated absences payable	619	3,768	8,981			13,368
<i>Total current liabilities</i>	<u>28,116</u>	<u>15,987</u>	<u>69,014</u>	<u>51,735</u>	<u>4,048</u>	<u>168,900</u>
Noncurrent liabilities:						
Compensated absences payable	8,395	51,082	121,743			181,220
<i>Total noncurrent liabilities</i>	<u>8,395</u>	<u>51,082</u>	<u>121,743</u>	<u>0</u>	<u>0</u>	<u>181,220</u>
TOTAL LIABILITIES	<u>36,511</u>	<u>67,069</u>	<u>190,757</u>	<u>51,735</u>	<u>4,048</u>	<u>350,120</u>
NET ASSETS:						
Invested in capital assets, net of related debt	18,038	0	29,630	0	0	47,668
Unrestricted	202,864	57,671	(116,083)	564,380	347,769	1,056,601
TOTAL NET ASSETS	<u>\$ 220,902</u>	<u>\$ 57,671</u>	<u>\$ (86,453)</u>	<u>\$ 564,380</u>	<u>\$ 347,769</u>	<u>\$ 1,104,269</u>

LAKE COUNTY, OHIO

COMBINING STATEMENT OF REVENUES, EXPENSES AND CHANGES IN FUND NET ASSETS NONMAJOR INTERNAL SERVICE FUNDS

FOR THE YEAR ENDED DECEMBER 31, 2007

	CENTRAL PURCHASING	MAILROOM	GARAGE	PRESCRIPTION SELF- INSURANCE	DENTAL SELF- INSURANCE	TOTALS
Operating Revenues:						
Charges for services	\$ 1,293,391	\$ 603,154	\$ 641,024	\$ 2,614,695	\$ 598,383	\$ 5,750,647
Other operating revenues	17,145	150	350			17,645
<i>Total Operating Revenues</i>	1,310,536	603,304	641,374	2,614,695	598,383	5,768,292
Operating Expenses:						
Personal services	153,203	174,689	359,771			687,663
Contractual services	2,548	11,022	40,836	22,470	167,102	243,978
Materials and supplies	1,192,340	3,184	464,607			1,660,131
Insurance claims				2,371,950	613,045	2,984,995
Other operating expenses	58,646	499,972	178,596			737,214
Depreciation expense	6,042		19,099			25,141
<i>Total Operating Expenses</i>	1,412,779	688,867	1,062,909	2,394,420	780,147	6,339,122
<i>Operating Income (Loss)</i>	(102,243)	(85,563)	(421,535)	220,275	(181,764)	(570,830)
Non-Operating Revenues (Expenses):						
Sale of capital assets	112		119			231
<i>Total Non-Operating Revenues (Expenses)</i>	112	0	119	0	0	231
<i>Income (Loss) Before Transfers</i>	(102,131)	(85,563)	(421,416)	220,275	(181,764)	(570,599)
Transfers-in from other funds	150,000	100,000	390,000		250,000	890,000
<i>Change in Net Assets</i>	47,869	14,437	(31,416)	220,275	68,236	319,401
<i>Net Assets at Beginning of Year (restated)</i>	173,033	43,234	(55,037)	344,105	279,533	784,868
<i>Net Assets at End of Year</i>	\$ 220,902	\$ 57,671	\$ (86,453)	\$ 564,380	\$ 347,769	\$ 1,104,269

LAKE COUNTY, OHIO

COMBINING STATEMENT OF CASH FLOWS NONMAJOR INTERNAL SERVICE FUNDS

FOR THE YEAR ENDED DECEMBER 31, 2007

(Continued)

	CENTRAL PURCHASING	MAILROOM	GARAGE	PRESCRIPTION SELF- INSURANCE	DENTAL SELF- INSURANCE	TOTAL
<u>Cash flows from operating activities:</u>						
Cash received from customers	\$ 1,253,177	\$ 596,915	\$ 637,321	\$ 2,614,695	\$ 598,383	\$ 5,700,491
Cash paid to suppliers / contractors	(1,276,815)	(527,880)	(650,375)	(22,142)	(167,102)	(2,644,314)
Cash paid to employees	(153,314)	(174,554)	(357,805)			(685,673)
Cash paid for claims				(2,405,241)	(623,277)	(3,028,518)
Other operating revenues	17,716	150	350			18,216
NET CASH PROVIDED BY OPERATING ACTIVITIES	(159,236)	(105,369)	(370,509)	187,312	(191,996)	(639,798)
<u>Cash flows from noncapital financing activities:</u>						
Transfers in from other funds	150,000	100,000	390,000		250,000	890,000
NET CASH PROVIDED BY NON- CAPITAL FINANCING ACTIVITIES	150,000	100,000	390,000	0	250,000	890,000
<u>Cash flows from capital and related financing activities:</u>						
Acquisition and construction of capital assets			(15,000)			(15,000)
Proceeds from the sale of capital assets	112		119			231
NET CASH USED FOR CAPITAL AND RELATED FINANCING ACTIVITIES	112	0	(14,881)	0	0	(14,769)
NET INCREASE (DECREASE) IN CASH AND CASH EQUIVALENTS	(9,124)	(5,369)	4,610	187,312	58,004	235,433
CASH AND CASH EQUIVALENTS AT BEGINNING OF YEAR	76,412	83,724	22,732	428,803	293,813	905,484
CASH AND CASH EQUIVALENTS AT END OF YEAR	\$ 67,288	\$ 78,355	\$ 27,342	\$ 616,115	\$ 351,817	\$ 1,140,917

LAKE COUNTY, OHIO

COMBINING STATEMENT OF CASH FLOWS NONMAJOR INTERNAL SERVICE FUNDS (CONTINUED)

FOR THE YEAR ENDED DECEMBER 31, 2007

	<u>CENTRAL PURCHASING</u>	<u>MAILROOM</u>	<u>GARAGE</u>	<u>PRESCRIPTION SELF- INSURANCE</u>	<u>DENTAL SELF- INSURANCE</u>	<u>TOTAL</u>
RECONCILIATION OF OPERATING INCOME TO NET CASH PROVIDED BY OPERATING ACTIVITIES:						
OPERATING INCOME (LOSS)	\$ (102,243)	\$ (85,563)	\$ (421,535)	\$ 220,275	\$ (181,764)	\$ (570,830)
Adjustments to reconcile operating income to net cash provided by operating activities:						
Depreciation expense	6,042	0	19,099			25,141
Changes in assets and liabilities:						
(Increase) decrease in accounts receivable			6			6
(Increase) decrease in due from other funds	(38,516)	(6,610)	(3,737)			(48,863)
(Increase) decrease in due from other governments	(1,127)	371	28			(728)
(Increase) decrease in materials and supplies inventory	36,407					36,407
(Increase) decrease in prepaid expenditures	17	9	117			143
Increase (decrease) in accounts payables	(55,961)	(65)	18,633	328		(37,065)
Increase (decrease) in accrued wages	(111)	135	1,966			1,990
Increase (decrease) in due to other funds	(43)	(2)	15			(30)
Increase (decrease) in due to other governments	189	(452)	488			225
Increase (decrease) in claims payable				(33,291)	(10,232)	(43,523)
Increase (decrease) in current portion of compensated absences	(3,890)	(13,192)	14,411			(2,671)
Total adjustments	<u>(56,993)</u>	<u>(19,806)</u>	<u>51,026</u>	<u>(32,963)</u>	<u>(10,232)</u>	<u>(68,968)</u>
NET CASH PROVIDED BY OPERATING ACTIVITIES	<u>\$ (159,236)</u>	<u>\$ (105,369)</u>	<u>\$ (370,509)</u>	<u>\$ 187,312</u>	<u>\$ (191,996)</u>	<u>\$ (639,798)</u>

LAKE COUNTY, OHIO

SCHEDULE OF REVENUES, EXPENSES AND CHANGES IN FUND EQUITY - BUDGET AND ACTUAL NONMAJOR INTERNAL SERVICE FUNDS

(NON-GAAP BUDGETARY BASIS)

FOR THE YEAR ENDED DECEMBER 31, 2007

CENTRAL PURCHASING	BUDGETED AMOUNTS		ACTUAL AMOUNTS	VARIANCE WITH FINAL BUDGET POSITIVE (NEGATIVE)
	ORIGINAL	FINAL		
OPERATING REVENUES:				
Charges for services	\$ 1,302,400	\$ 1,302,400	\$ 1,253,177	\$ (49,223)
Other operating revenues	20,500	20,500	17,716	(2,784)
TOTAL OPERATING REVENUES	1,322,900	1,322,900	1,270,893	(52,007)
OPERATING EXPENSES:				
Personal services	150,000	155,000	153,314	1,686
Contractual services	3,049	3,349	2,572	777
Materials and supplies	1,245,850	1,240,700	1,217,688	23,012
Other operating expenses	62,450	64,507	62,284	2,223
TOTAL OPERATING EXPENSES	1,461,349	1,463,556	1,435,858	27,698
OPERATING INCOME (LOSS)	(138,449)	(140,656)	(164,965)	(24,309)
NON-OPERATING REVENUES (EXPENSES):				
Sale of capital assets		120	112	(8)
TOTAL NON-OPERATING REVENUES (EXPENSES)	0	120	112	(8)
INCOME (LOSS) BEFORE TRANSFERS	(138,449)	(140,536)	(164,853)	(24,317)
Transfers-in from other funds	150,000	150,000	150,000	0
CHANGE IN NET ASSETS	11,551	9,464	(14,853)	(24,317)
FUND EQUITY AT BEGINNING OF THE YEAR	73,119	73,119	73,119	0
FUND EQUITY AT END OF THE YEAR	\$ 84,670	\$ 82,583	\$ 58,266	\$ (24,317)

LAKE COUNTY, OHIO

SCHEDULE OF REVENUES, EXPENSES AND CHANGES IN FUND EQUITY - BUDGET AND ACTUAL NONMAJOR INTERNAL SERVICE FUNDS

(NON-GAAP BUDGETARY BASIS)

FOR THE YEAR ENDED DECEMBER 31, 2007

MAILROOM	BUDGETED AMOUNTS		ACTUAL AMOUNTS	VARIANCE WITH FINAL BUDGET
	ORIGINAL	FINAL		POSITIVE (NEGATIVE)
OPERATING REVENUES:				
Charges for services	\$ 490,000	\$ 595,000	\$ 596,915	\$ 1,915
Miscellaneous			150	150
TOTAL OPERATING REVENUES	490,000	595,000	597,065	2,065
OPERATING EXPENSES:				
Personal services	168,000	174,650	174,554	96
Contractual services	10,507	11,805	11,022	783
Materials and supplies	2,500	3,795	3,186	609
Other operating expenses	412,216	516,996	513,672	3,324
TOTAL OPERATING EXPENSES	593,223	707,246	702,434	4,812
OPERATING INCOME (LOSS)	(103,223)	(112,246)	(105,369)	6,877
NON-OPERATING REVENUES (EXPENSES):				0
TOTAL NON-OPERATING REVENUES (EXPENSES)	0	0	0	0
INCOME (LOSS) BEFORE TRANSFERS	(103,223)	(112,246)	(105,369)	6,877
Transfers-in from other funds	100,000	100,000	100,000	0
CHANGE IN NET ASSETS	(3,223)	(12,246)	(5,369)	6,877
FUND EQUITY AT BEGINNING OF THE YEAR	83,724	83,724	83,724	0
FUND EQUITY AT END OF THE YEAR	\$ 80,501	\$ 71,478	\$ 78,355	\$ 6,877

LAKE COUNTY, OHIO

SCHEDULE OF REVENUES, EXPENSES AND CHANGES IN FUND EQUITY - BUDGET AND ACTUAL NONMAJOR INTERNAL SERVICE FUNDS

(NON-GAAP BUDGETARY BASIS)

FOR THE YEAR ENDED DECEMBER 31, 2007

GARAGE	BUDGETED AMOUNTS		ACTUAL AMOUNTS	VARIANCE WITH FINAL BUDGET
	ORIGINAL	FINAL		POSITIVE (NEGATIVE)
OPERATING REVENUES:				
Charges for services	\$ 665,090	\$ 665,090	\$ 637,321	\$ (27,769)
Other operating revenues			350	350
TOTAL OPERATING REVENUES	665,090	665,090	637,671	(27,419)
OPERATING EXPENSES:				
Personal services	342,000	357,875	357,805	70
Contractual services	47,811	42,100	40,407	1,693
Materials and supplies	415,743	459,743	446,866	12,877
Other operating expenses	168,524	164,324	163,102	1,222
Capital outlay	13,057	15,143	15,000	143
TOTAL OPERATING EXPENSES	987,135	1,039,185	1,023,180	16,005
OPERATING INCOME (LOSS)	(322,045)	(374,095)	(385,509)	(11,414)
NON-OPERATING REVENUES (EXPENSES):				
Sale of capital assets		120	119	(1)
TOTAL NON-OPERATING REVENUES (EXPENSES)	0	120	119	(1)
INCOME (LOSS) BEFORE TRANSFERS	(322,045)	(373,975)	(385,390)	(11,415)
Transfers-in from other funds	350,000	390,000	390,000	0
CHANGE IN NET ASSETS	27,955	16,025	4,610	(11,415)
FUND EQUITY AT BEGINNING OF THE YEAR	22,732	22,732	22,732	0
FUND EQUITY AT END OF THE YEAR	\$ 50,687	\$ 38,757	\$ 27,342	\$ (11,415)

LAKE COUNTY, OHIO

SCHEDULE OF REVENUES, EXPENSES AND CHANGES IN FUND EQUITY - BUDGET AND ACTUAL NONMAJOR INTERNAL SERVICE FUNDS

(NON-GAAP BUDGETARY BASIS)

FOR THE YEAR ENDED DECEMBER 31, 2007

PRESCRIPTION SELF-INSURANCE	BUDGETED AMOUNTS		ACTUAL AMOUNTS	VARIANCE WITH FINAL BUDGET POSITIVE (NEGATIVE)
	ORIGINAL	FINAL		
OPERATING REVENUES:				
Charges for services	\$ 2,200,000	\$ 2,400,000	\$ 2,614,695	\$ 214,695
TOTAL OPERATING REVENUES	2,200,000	2,400,000	2,614,695	214,695
OPERATING EXPENSES:				
Contractual services	22,142	22,142	22,142	0
Insurance claims	2,177,858	2,405,258	2,405,241	17
TOTAL OPERATING EXPENSES	2,200,000	2,427,400	2,427,383	17
OPERATING INCOME (LOSS)	0	(27,400)	187,312	214,712
NON-OPERATING REVENUES (EXPENSES):				0
TOTAL NON-OPERATING REVENUES (EXPENSES)	0	0	0	0
INCOME (LOSS) BEFORE TRANSFERS	0	(27,400)	187,312	214,712
CHANGE IN NET ASSETS	0	(27,400)	187,312	214,712
FUND EQUITY AT BEGINNING OF THE YEAR	428,803	428,803	428,803	0
FUND EQUITY AT END OF THE YEAR	\$ 428,803	\$ 401,403	\$ 616,115	\$ 214,712

LAKE COUNTY, OHIO

SCHEDULE OF REVENUES, EXPENSES AND CHANGES IN FUND EQUITY - BUDGET AND ACTUAL NONMAJOR INTERNAL SERVICE FUNDS

(NON-GAAP BUDGETARY BASIS)

FOR THE YEAR ENDED DECEMBER 31, 2007

DENTAL SELF-INSURANCE	BUDGETED AMOUNTS		ACTUAL AMOUNTS	VARIANCE WITH FINAL BUDGET POSITIVE (NEGATIVE)
	ORIGINAL	FINAL		
OPERATING REVENUES:				
Charges for services	\$ 625,000	\$ 625,000	\$ 598,383	\$ (26,617)
TOTAL OPERATING REVENUES	625,000	625,000	598,383	(26,617)
OPERATING EXPENSES:				
Contractual services	167,102	167,102	167,102	0
Insurance claims	632,898	632,898	623,277	9,621
TOTAL OPERATING EXPENSES	800,000	800,000	790,379	9,621
OPERATING INCOME (LOSS)	(175,000)	(175,000)	(191,996)	(16,996)
NON-OPERATING REVENUES (EXPENSES):				0
TOTAL NON-OPERATING REVENUES (EXPENSES)	0	0	0	0
INCOME (LOSS) BEFORE TRANSFERS	(175,000)	(175,000)	(191,996)	(16,996)
Transfers-in from other funds	100,000	100,000	250,000	150,000
CHANGE IN NET ASSETS	(75,000)	(75,000)	58,004	133,004
FUND EQUITY AT BEGINNING OF THE YEAR	293,813	293,813	293,813	0
FUND EQUITY AT END OF THE YEAR	\$ 218,813	\$ 218,813	\$ 351,817	\$ 133,004

LAKE COUNTY, OHIO

AGENCY FUNDS

Agency Funds are established to account for assets received and held by the County acting in the capacity of a custodian. They do not purport to present the financial position or results of operations of the related entities.

PAYROLL AGENCY FUNDS: These funds include payroll control which are ministerial in nature. (i.e. Federal Withholding Tax, Workers' Compensation)

UNDIVIDED TAX FUNDS: The Undivided Tax Funds account for all undivided taxes collected by the County and their distribution to the proper beneficiaries.

OTHER AGENCY FUNDS: The Other Agency Funds account for all other monies held by the County as custodian.

LAKE COUNTY, OHIO

COMBINING STATEMENT OF CHANGES IN ASSETS AND LIABILITIES

FOR THE YEAR ENDED DECEMBER 31, 2007

(Continued)

	ALL AGENCY FUNDS			
	BALANCE AT BEGINNING OF YEAR	ADDITIONS	DEDUCTIONS	BALANCE AT END OF YEAR
ASSETS:				
Equity in pooled cash and cash equivalents	\$ 26,529,371	\$ 469,286,657	\$ 468,311,766	\$ 27,504,262
Cash and cash equivalents - non-pooled cash	5,387,194	54,677,917	54,639,445	5,425,666
Receivables:				
Taxes	301,789,867	298,773,006	301,789,867	298,773,006
Special assessments	5,129,499	5,731,665	5,129,499	5,731,665
Due from other governments	<u>2,128,937</u>	<u>2,462,343</u>	<u>2,128,937</u>	<u>2,462,343</u>
TOTAL ASSETS	<u>\$ 340,964,868</u>	<u>\$ 830,931,588</u>	<u>\$ 831,999,514</u>	<u>\$ 339,896,942</u>
LIABILITIES:				
Due to other governments	\$ 325,412,013	\$ 733,547,953	\$ 736,053,984	\$ 322,905,982
Other liabilities	<u>15,552,855</u>	<u>97,383,635</u>	<u>95,945,530</u>	<u>16,990,960</u>
TOTAL LIABILITIES	<u>\$ 340,964,868</u>	<u>\$ 830,931,588</u>	<u>\$ 831,999,514</u>	<u>\$ 339,896,942</u>

LAKE COUNTY, OHIO

COMBINING STATEMENT OF CHANGES IN ASSETS AND LIABILITIES

FOR THE YEAR ENDED DECEMBER 31, 2007

(Continued)

	PAYROLL AGENCY FUNDS			
	BALANCE AT BEGINNING OF YEAR	ADDITIONS	DEDUCTIONS	BALANCE AT END OF YEAR
ASSETS:				
Equity in pooled cash and cash equivalents	\$ 10,165,550	\$ 42,701,657	\$ 41,301,977	\$ 11,565,230
TOTAL ASSETS	\$ 10,165,550	\$ 42,701,657	\$ 41,301,977	\$ 11,565,230
LIABILITIES:				
Other liabilities	\$ 10,165,550	\$ 42,701,657	\$ 41,301,977	\$ 11,565,230
TOTAL LIABILITIES	\$ 10,165,550	\$ 42,701,657	\$ 41,301,977	\$ 11,565,230

LAKE COUNTY, OHIO

COMBINING STATEMENT OF CHANGES IN ASSETS AND LIABILITIES

FOR THE YEAR ENDED DECEMBER 31, 2007

(Continued)

	UNDIVIDED TAX AGENCY FUNDS			
	BALANCE AT BEGINNING OF YEAR	ADDITIONS	DEDUCTIONS	BALANCE AT END OF YEAR
ASSETS:				
Equity in pooled cash and cash equivalents	\$ 14,158,510	\$ 418,091,320	\$ 418,349,994	\$ 13,899,836
Receivables:				
Taxes	301,789,867	298,773,006	301,789,867	298,773,006
Special assessments	5,129,499	5,731,665	5,129,499	5,731,665
Due from other governments	<u>2,128,937</u>	<u>2,462,343</u>	<u>2,128,937</u>	<u>2,462,343</u>
TOTAL ASSETS	<u>\$ 323,206,813</u>	<u>\$ 725,058,334</u>	<u>\$ 727,398,297</u>	<u>\$ 320,866,850</u>
LIABILITIES:				
Due to other governments	<u>\$ 323,206,813</u>	<u>\$ 725,058,334</u>	<u>\$ 727,398,297</u>	<u>\$ 320,866,850</u>
TOTAL LIABILITIES	<u>\$ 323,206,813</u>	<u>\$ 725,058,334</u>	<u>\$ 727,398,297</u>	<u>\$ 320,866,850</u>

LAKE COUNTY, OHIO

COMBINING STATEMENT OF CHANGES IN ASSETS AND LIABILITIES

FOR THE YEAR ENDED DECEMBER 31, 2007

	OTHER AGENCY FUNDS			
	BALANCE AT BEGINNING OF YEAR	ADDITIONS	DEDUCTIONS	BALANCE AT END OF YEAR
ASSETS:				
Equity in pooled cash and cash equivalents	\$ 2,205,311	\$ 8,493,680	\$ 8,659,795	\$ 2,039,196
Cash and cash equivalents - non-pooled cash	<u>5,387,194</u>	<u>54,677,917</u>	<u>54,639,445</u>	<u>5,425,666</u>
TOTAL ASSETS	<u>\$ 7,592,505</u>	<u>\$ 63,171,597</u>	<u>\$ 63,299,240</u>	<u>\$ 7,464,862</u>
LIABILITIES:				
Due to other governments	\$ 2,205,200	8,489,619	8,655,687	\$ 2,039,132
Other liabilities	<u>5,387,305</u>	<u>54,681,978</u>	<u>54,643,553</u>	<u>5,425,730</u>
TOTAL LIABILITIES	<u>\$ 7,592,505</u>	<u>\$ 63,171,597</u>	<u>\$ 63,299,240</u>	<u>\$ 7,464,862</u>

(THIS PAGE LEFT BLANK INTENTIONALLY)



STATISTICAL SECTION

Lake County, Ohio 2007

Comprehensive Annual Financial Report

Prepared by the Lake County Auditor's Office

(THIS PAGE LEFT BLANK INTENTIONALLY)

LAKE COUNTY, OHIO

Statistical Section

This part of Lake County, Ohio's Comprehensive Annual Financial report presents detailed information as a context for understanding what the information in the financial statements, notes, disclosures and required supplementary information says about the County's overall financial health.

<u>Contents</u>	<u>Pages</u>
Financial Trends These schedules contain trend information to help the reader understand how the County's financial performance and well-being have changed over time.	269-275
Revenue Capacity These schedules contain information to help the reader assess the County's most significant revenue source, which is property taxes.	276-285
Debt Capacity These schedules present information to help the reader assess the affordability of the County's current levels of outstanding debt and the County's ability to issue additional debt in the future.	286-290
Economic and Demographic Information These schedules offer economic and demographic indicators to help the reader understand the environment within which the County financial activities take place.	291-292
Operating Information These schedules contain service and infrastructure data to help the reader understand how the information in the County's financial report relates to the services the County provides and the activities it performs.	293-298

Sources: Unless otherwise noted, the information in these schedules is derived from the Comprehensive Annual Financial Reports for the relevant year. The County implemented GASB Statement No. 34 in 2002; schedules presenting government-wide information include information beginning in that year.

This Page is Intentionally Left Blank.

LAKE COUNTY, OHIO

NET ASSETS BY COMPONENT

LAST SIX YEARS
(Accrual basis of accounting)

	<u>2002</u>	<u>2003</u>	<u>2004</u>	<u>2005</u>	<u>2006</u>	<u>2007</u>
Governmental Activities:						
Invested in Capital Assets, Net of Related Debt	\$ 158,814,582	\$ 157,024,824	\$ 158,521,606	\$ 157,613,841	\$ 153,573,259	\$ 120,554,331
Restricted	60,669,319	53,307,701	66,658,668	71,530,037	78,089,481	78,729,361
Unrestricted (Deficit)	<u>41,924,750</u>	<u>44,104,478</u>	<u>30,626,757</u>	<u>29,695,305</u>	<u>35,516,608</u>	<u>33,182,578</u>
Total Governmental Activities Net Assets	<u>\$261,408,651</u>	<u>\$254,437,003</u>	<u>\$255,807,031</u>	<u>\$258,839,183</u>	<u>\$267,179,348</u>	<u>\$232,466,270</u>
Business-Type Activities:						
Invested in Capital Assets, Net of Related Debt	\$ 102,702,112	\$ 104,396,597	\$ 112,682,062	\$ 120,588,778	\$ 137,348,811	\$ 148,276,951
Restricted						
Unrestricted (Deficit)	<u>21,121,478</u>	<u>27,365,948</u>	<u>31,720,318</u>	<u>36,015,390</u>	<u>26,551,531</u>	<u>18,117,802</u>
Total Business-Type Activities Net Assets	<u>\$123,823,590</u>	<u>\$131,762,545</u>	<u>\$144,402,380</u>	<u>\$156,604,168</u>	<u>\$163,900,342</u>	<u>\$166,394,753</u>
Primary Government:						
Invested in Capital Assets, Net of Related Debt	\$ 261,516,694	\$ 261,421,421	\$ 271,203,668	\$ 278,202,619	\$ 290,922,070	\$ 268,831,282
Restricted	60,669,319	53,307,701	66,658,668	71,530,037	78,089,481	78,729,361
Unrestricted (Deficit)	<u>63,046,228</u>	<u>71,470,426</u>	<u>62,347,075</u>	<u>65,710,695</u>	<u>62,068,139</u>	<u>51,300,380</u>
Total Primary Government Net Assets	<u>\$385,232,241</u>	<u>\$386,199,548</u>	<u>\$400,209,411</u>	<u>\$415,443,351</u>	<u>\$431,079,690</u>	<u>\$398,861,023</u>

LAKE COUNTY, OHIO

CHANGES IN NET ASSETS

LAST SIX YEARS
(Accrual basis of accounting)

(Continued)

	<u>2002</u>	<u>2003</u>	<u>2004</u>	<u>2005</u>	<u>2006</u>	<u>2007</u>
EXPENSES						
Governmental Activities:						
General Government	\$ 15,471,572	\$ 16,153,326	\$ 18,213,583	\$ 18,569,413	\$ 18,997,591	\$ 64,128,968
Judicial and Public Safety	38,407,965	38,528,424	41,463,976	43,293,529	48,126,283	45,335,989
Public Works	13,232,883	10,437,532	19,700,909	15,162,087	13,627,256	6,241,933
Human Services	60,300,809	66,668,782	64,658,789	68,755,936	72,316,323	71,069,584
Health	18,778,277	19,792,038	20,069,865	20,273,419	23,848,271	21,722,913
Community and Economic Development	2,918,555	2,284,601	2,759,325	3,968,216	3,314,613	4,569,599
Interest and Fiscal Charges	1,604,408	1,454,398	1,520,393	1,688,981	1,741,964	1,636,394
Total Governmental Activities Expenses	\$ 150,714,469	\$ 155,319,101	\$ 168,386,840	\$ 171,711,581	\$ 181,972,301	\$ 214,705,380
Business-Type Activities:						
Water	15,386,995	14,073,534	13,185,458	13,570,919	13,963,214	14,105,547
Wastewater	14,492,743	15,430,484	15,985,115	15,915,675	17,012,835	16,642,473
Solid Waste	5,486,364	6,975,114	5,415,902	6,775,473	6,223,379	12,145,701
Total Business-Type Activities Expenses	\$ 35,366,102	\$ 36,479,132	\$ 34,586,475	\$ 36,262,067	\$ 37,199,428	\$ 42,893,721
Total Primary Government Expenses	\$ 186,080,571	\$ 191,798,233	\$ 202,973,315	\$ 207,973,648	\$ 219,171,729	\$ 257,599,101
PROGRAM REVENUES						
Governmental Activities:						
Charges for Services and Operating Assessments						
General Government	7,537,776	7,519,192	9,816,473	8,993,832	8,524,002	8,002,787
Judicial and Public Safety	6,265,533	5,121,453	5,582,214	5,882,606	5,693,039	5,600,177
Public Works	5,733,032	5,877,358	4,946,183	3,699,334	3,961,295	3,624,268
Human Services	1,381,864	2,251,254	1,148,781	1,702,957	1,413,470	2,663,270
Health	386,969	446,229	520,240	522,623	576,010	587,298
Operating Grants and Contributions	51,065,362	53,940,546	62,515,951	62,317,026	71,491,014	62,286,275
Capital Grants and Contributions	844,786	1,468,529	8,146,476	7,614,603	7,263,648	7,203,928
Total Governmental Activities Program Revenues	\$ 73,215,322	\$ 76,624,561	\$ 92,676,318	\$ 90,732,981	\$ 98,922,478	\$ 89,968,003
Business-Type Activities:						
Charges for Services and Operating Assessments	39,327,536	39,066,444	39,364,197	40,471,511	39,345,238	40,646,296
Operating Grants and Contributions			0	0	0	
Capital Grants and Contributions	8,009,886	5,125,367	8,327,734	6,956,067	4,552,199	3,967,889
Total Business-Type Activities Program Revenues	\$ 47,337,422	\$ 44,191,811	\$ 47,691,931	\$ 47,427,578	\$ 43,897,437	\$ 44,614,185
Total Primary Government Program Revenues	\$ 120,552,744	\$ 120,816,372	\$ 140,368,249	\$ 138,160,559	\$ 142,819,915	\$ 134,582,188
NET (EXPENSE)/REVENUE						
Governmental Activities	\$ (77,499,147)	\$ (78,694,540)	\$ (75,710,522)	\$ (80,978,600)	\$ (83,049,823)	\$ (124,737,377)
Business-Type Activities	11,971,320	7,712,679	13,105,456	11,165,511	6,698,009	1,720,464
Total Primary Government Net (Expense)/Revenue	\$ (65,527,827)	\$ (70,981,861)	\$ (62,605,066)	\$ (69,813,089)	\$ (76,351,814)	\$ (123,016,913)

LAKE COUNTY, OHIO

CHANGES IN NET ASSETS (CONTINUED)

LAST SIX YEARS
(Accrual basis of accounting)

	<u>2002</u>	<u>2003</u>	<u>2004</u>	<u>2005</u>	<u>2006</u>	<u>2007</u>
GENERAL REVENUES AND OTHER CHANGES IN NET ASSETS						
Governmental Activities:						
Property Taxes Levied For:						
General Purposes	\$ 10,424,885	\$ 9,349,110	\$ 11,712,550	\$ 12,144,593	\$ 12,041,872	\$ 13,265,005
Mental Retardation	19,818,881	17,758,008	19,424,902	20,607,121	20,089,283	20,046,094
Mental Health	6,195,884	5,564,169	6,078,083	6,454,158	7,780,227	7,675,497
Childrens Services	3,194,157	2,849,891	3,123,197	3,305,616	3,243,072	3,240,907
Narcotics Agency	1,150,118	1,032,839	1,128,153	1,198,474	1,164,739	1,161,353
Forensic Crime Laboratory	1,372,786	1,224,660	1,342,885	1,421,267	1,394,848	1,394,069
Senior Citizens Services	1,237,980	1,378,818	1,454,751	1,537,904	1,516,718	1,516,817
Sales Tax Levied For General Purposes	14,671,653	15,158,178	15,144,022	15,042,510	15,689,514	15,847,926
Conveyance Tax Levied For						
General Purposes	3,297,925	4,088,580	4,090,420	4,559,473	4,799,210	3,465,513
Lodging Tax Levied For						
Specific Purposes	336,180	658,948	812,510	811,030	830,471	836,285
Grants and Entitlements not Restricted						
to Specific Programs	8,174,182	3,383,675	3,640,620	3,463,242	3,534,620	3,589,783
Interest	3,322,477	2,072,468	2,077,798	5,223,503	8,958,343	9,615,631
Transfers					50,000	50,000
Other	2,504,543	7,203,558	7,050,659	8,241,861	10,297,071	8,319,419
Total Governmental Activities	\$ 75,701,651	\$ 71,722,902	\$ 77,080,550	\$ 84,010,752	\$ 91,389,988	\$ 90,024,299
Business-Type Activities:						
Interest	34,230	38,967	25,197	26,094	31,347	80,381
Transfers					(50,000)	(50,000)
Other	459,937	187,309	223,730	1,010,183	616,818	743,566
Total Business-Type Activities	494,167	226,276	248,927	1,036,277	598,165	773,947
Total Primary Government Expenses	\$ 76,195,818	\$ 71,949,178	\$ 77,329,477	\$ 85,047,029	\$ 91,988,153	\$ 90,798,246
CHANGE IN NET ASSETS						
Governmental Activities	\$ (1,797,496)	\$ (6,971,638)	\$ 1,370,028	\$ 3,032,152	\$ 8,340,165	\$ (34,713,078)
Business-Type Activities	12,465,487	7,938,955	13,354,383	12,201,788	7,296,174	2,494,411
Total Primary Government Change in Net Assets	\$ 10,667,991	\$ 967,317	\$ 14,724,411	\$ 15,233,940	\$ 15,636,339	\$ (32,218,667)

LAKE COUNTY, OHIO

FUND BALANCES, GOVERNMENTAL FUNDS

LAST TEN YEARS

(Modified accrual basis of accounting)

	<u>1998</u>	<u>1999</u>	<u>2000</u>	<u>2001</u>
<u>General Fund</u>				
Reserved	\$ 5,534,974	\$ 5,821,388	\$ 2,533,395	\$ 6,636,192
Unreserved, Designated for Claimants	177,783	177,783	177,783	177,783
Unreserved, Undesignated	<u>13,521,099</u>	<u>13,728,298</u>	<u>19,552,374</u>	<u>18,365,306</u>
Total General Fund	<u>19,233,856</u>	<u>19,727,469</u>	<u>22,263,552</u>	<u>25,179,281</u>
<u>All Other Governmental Funds</u>				
Reserved	7,063,647	8,678,043	11,619,564	4,478,788
Unreserved, Undesignated, Reported in:				
Special Revenue Funds	32,178,104	45,859,927	46,398,409	55,592,681
Capital Projects Funds	<u>2,078,245</u>	<u>(1,875,224)</u>	<u>1,162,547</u>	<u>8,334,877</u>
Total All Other Governmental Funds	<u>41,319,996</u>	<u>52,662,746</u>	<u>59,180,520</u>	<u>68,406,346</u>
Total Governmental Funds	<u>\$ 60,553,852</u>	<u>\$ 72,390,215</u>	<u>\$ 81,444,072</u>	<u>\$ 93,585,627</u>

<u>2002</u>	<u>2003</u>	<u>2004</u>	<u>2005</u>	<u>2006</u>	<u>2007</u>
\$ 7,411,454	\$ 7,357,672	\$ 7,695,197	\$ 7,078,568	\$ 5,998,288	\$ 4,870,769
177,783	177,783	174,641	242,725	218,797	248,351
<u>18,290,425</u>	<u>18,134,190</u>	<u>15,179,131</u>	<u>17,689,948</u>	<u>22,077,960</u>	<u>24,144,356</u>
<u>25,879,662</u>	<u>25,669,645</u>	<u>23,048,969</u>	<u>25,011,241</u>	<u>28,295,045</u>	<u>29,263,476</u>
9,313,568	7,133,997	7,913,865	4,852,579	6,035,296	4,705,369
52,247,762	50,443,374	55,224,379	59,905,327	63,934,852	65,130,974
<u>(2,221,715)</u>	<u>(4,269,670)</u>	<u>(8,102,371)</u>	<u>6,394,572</u>	<u>10,050,372</u>	<u>10,137,846</u>
<u>59,339,615</u>	<u>53,307,701</u>	<u>55,035,873</u>	<u>71,152,478</u>	<u>80,020,520</u>	<u>79,974,189</u>
<u>\$ 85,219,277</u>	<u>\$ 78,977,346</u>	<u>\$ 78,084,842</u>	<u>\$ 96,163,719</u>	<u>\$ 108,315,565</u>	<u>\$ 109,237,665</u>

LAKE COUNTY, OHIO

CHANGES IN FUND BALANCES, GOVERNMENTAL FUNDS

LAST TEN YEARS

(Modified accrual basis of accounting)

	<u>1998</u>	<u>1999</u>	<u>2000</u>	<u>2001</u>
REVENUES:				
Property taxes	\$ 33,376,328	\$ 42,431,963	\$ 44,409,144	\$ 44,297,531
Sales tax	13,446,963	13,467,123	14,271,275	14,359,797
Other taxes	3,551,681	3,730,167	3,295,135	3,706,164
Fees and charges for services	11,143,026	10,644,929	10,788,813	15,086,538
Licenses and permits	620,942	625,025	623,501	753,230
Fines and forfeitures	733,528	639,372	646,158	606,364
Intergovernmental	45,786,769	57,552,523	55,511,102	58,654,722
Special assessments	634,299	405,246	642,675	771,156
Investment earnings	6,609,671	6,490,984	10,078,522	7,452,949
Miscellaneous	4,104,450	4,099,910	4,202,667	4,885,033
TOTAL REVENUES	120,007,657	140,087,242	144,468,992	150,573,484
EXPENDITURES:				
CURRENT:				
General government	10,656,788	11,397,942	11,929,295	12,052,921
Judicial and public safety	21,037,567	22,589,088	23,783,107	26,528,951
Public works	4,702,578	5,217,546	6,208,664	6,182,537
Human services	44,216,812	48,955,927	48,237,843	54,796,519
Health	12,529,005	13,285,852	15,911,633	18,361,515
Community and economic development	3,881,023	4,391,588	3,545,111	3,344,179
Fringe benefits and insurance	5,418,809	6,126,554	5,851,094	7,186,988
Capital outlay	8,012,950	12,914,155	18,986,304	18,651,709
Debt service:				
Principal retirement	1,129,280	1,472,350	1,707,350	2,306,450
Interest and fiscal charges	1,080,298	1,188,939	1,417,741	1,429,357
Bond issuance costs				
TOTAL EXPENDITURES	112,665,110	127,539,941	137,578,142	150,841,126
EXCESS (DEFICIENCY) OF REVENUES OVER EXPENDITURES	7,342,547	12,547,301	6,890,850	(267,642)
OTHER FINANCING SOURCES AND USES:				
Sale of capital assets	57,349	36,301	156,326	29,277
Issuance of bonds				8,180,000
Premium of debt				
Issuance of refunding bonds				
Payment to refunded bond escrow agent				
Inception of capital lease			776,910	82,500
Transfers - in	9,814,464	9,955,659	17,973,786	14,618,200
Transfers - out	(10,475,550)	(10,764,773)	(18,683,000)	(15,244,450)
TOTAL OTHER FINANCING SOURCES (USES)	(603,737)	(772,813)	224,022	7,665,527
NET CHANGE IN FUND BALANCE	\$ 6,738,810	\$ 11,774,488	\$ 7,114,872	\$ 7,397,885
Increase (Decrease) in Reserve for Inventory	\$ 77,528	\$ 61,875	\$ (61,015)	\$ (462,216)
Debt Service as a Percentage of Noncapital Expenditures	2.16%	2.38%	2.71%	2.91%

Note - Beginning in 2002, fringe benefits and insurance were included in their respective expenditure functions.

	<u>2002</u>	<u>2003</u>	<u>2004</u>	<u>2005</u>	<u>2006</u>	<u>2007</u>
\$	41,803,764	\$ 43,408,039	\$ 45,067,722	\$ 46,599,499	\$ 48,456,268	\$ 48,483,019
	14,466,920	14,882,380	15,277,886	15,109,091	15,469,562	15,841,912
	3,703,030	4,775,966	4,980,315	5,438,215	5,698,084	4,367,341
	14,379,650	14,103,190	13,895,169	15,477,294	15,364,380	14,577,610
	795,648	856,763	984,959	1,044,685	1,120,636	1,137,279
	607,141	823,336	974,948	984,080	1,167,124	1,284,195
	60,967,625	62,814,595	74,266,600	73,201,851	82,900,396	74,373,824
	856,683	2,238,406	2,589,065	2,610,242	2,918,382	2,981,807
	3,322,476	2,072,468	2,077,798	5,223,503	8,938,184	9,615,631
	5,915,752	7,198,684	9,149,727	8,140,605	8,791,273	8,023,201
	<u>146,818,689</u>	<u>153,173,827</u>	<u>169,264,189</u>	<u>173,829,065</u>	<u>190,824,289</u>	<u>180,685,819</u>
	14,121,010	15,214,133	17,340,496	17,670,849	18,280,845	19,090,594
	35,262,558	35,072,230	38,598,630	40,824,005	42,940,930	43,735,876
	12,645,411	11,546,274	18,137,665	13,854,420	12,262,632	11,988,238
	59,911,328	65,551,402	63,867,685	67,584,481	70,042,391	71,172,922
	18,417,968	19,281,500	19,692,852	19,853,250	21,868,664	21,545,987
	2,904,904	2,257,349	2,737,457	3,936,523	3,247,059	4,573,772
	7,807,749	5,983,157	6,565,843	4,698,468	6,144,153	4,578,600
	2,602,850	2,249,650	2,279,400	2,427,350	2,747,350	2,770,300
	1,482,319	1,491,422	1,507,696	1,627,005	1,766,030	1,620,010
				212,225		46,091
	<u>155,156,097</u>	<u>158,647,117</u>	<u>170,727,724</u>	<u>172,688,576</u>	<u>179,300,054</u>	<u>181,122,390</u>
	(8,337,408)	(5,473,290)	(1,463,535)	1,140,489	11,524,235	(436,571)
	44,591	71,603	87,768	873,356	1,265,493	581,060
			1,610,000	16,170,000		1,545,000
				686,130		4,439
				2,530,000		
				(2,541,577)		
					100,147	
	9,806,032	8,915,278	6,105,903	8,003,501	16,859,641	11,268,061
	<u>(10,522,932)</u>	<u>(9,675,278)</u>	<u>(7,343,903)</u>	<u>(8,824,441)</u>	<u>(17,742,141)</u>	<u>(12,108,061)</u>
	<u>(672,309)</u>	<u>(688,397)</u>	<u>459,768</u>	<u>16,896,969</u>	<u>483,140</u>	<u>1,290,499</u>
\$	<u>(9,009,717)</u>	<u>(6,161,687)</u>	<u>(1,003,767)</u>	<u>18,037,458</u>	<u>12,007,375</u>	<u>853,928</u>
\$	(61,307)	(80,244)	111,263	41,419	144,471	68,172
	2.85%	2.51%	2.36%	2.48%	2.68%	2.55%

LAKE COUNTY, OHIO

ASSESSED AND ESTIMATED ACTUAL VALUE OF TAXABLE PROPERTY LAST TEN YEARS

Collection Year	REAL PROPERTY		PUBLIC UTILITY PROPERTY	
	Assessed Value	Estimated Actual Value	Assessed Value	Estimated Actual Value
1998	\$ 3,750,451,880	\$ 10,715,576,800	\$ 767,734,720	\$ 872,425,818
1999	3,838,586,980	10,967,391,371	767,973,600	872,697,273
2000	3,919,470,050	11,198,485,857	673,328,380	765,145,886
2001	4,405,080,360	12,585,943,886	655,942,920	745,389,682
2002	4,492,816,440	12,836,618,400	354,136,920	402,428,318
2003	4,588,078,540	13,108,795,829	416,686,490	473,507,375
2004	5,376,660,540	15,361,887,257	385,589,770	438,170,193
2005	5,464,031,350	15,611,518,143	403,485,420	458,506,159
2006	5,573,620,660	15,924,630,457	379,428,180	431,168,386
2007	6,250,907,440	17,859,735,543	370,224,700	420,709,886

Real property is reappraised every six years with a State mandated update of the current market value in the third year following each reappraisal.

The assessed value of real property (including public utility real property) is 35 percent of estimated true value. The assessed value of public utility personal property ranges from 25 percent of true value for railroad property to 88 percent for electric transmission and distribution property. For collection years 2005 and prior, other tangible personal property used in business was assessed at 25 percent for everything except inventories, which were assessed at 23 percent. General business tangible personal property tax is being phased out beginning in 2006. For collection year 2006, both types of general business tangible personal property were assessed at 18.75 percent. The percentage was 12.5 percent for 2007, it will be 6.25 percent for 2008, and zero for 2009.

The tangible personal property values associated with each year are the values that, when multiplied by the applicable rates, generated the property tax revenue billed in that year. For real property, the amounts generated by multiplying the assessed values by the applicable rates would be reduced by the 10%, 2 1/2% and homestead before being billed. Beginning in collection year 2006, the 10% rollback for commercial/industrial property has been eliminated.

Source: Office of the Lake County Auditor

PERSONAL PROPERTY		TOTAL		Ratio	Weighted Average Tax Rate (per \$1,000 of Assessed Valuation)
Assessed Value	Estimated Actual Value	Assessed Value	Estimated Actual Value		
\$ 587,812,568	\$ 2,351,250,272	\$ 5,105,999,168	\$ 13,939,252,890	36.63%	8.356731
635,695,272	2,542,781,088	5,242,255,852	14,382,869,732	36.45%	8.159264
629,531,670	2,518,126,680	5,222,330,100	14,481,758,423	36.06%	7.965174
623,370,609	2,493,482,436	5,684,393,889	15,824,816,004	35.92%	7.954341
611,403,065	2,445,612,260	5,458,356,425	15,684,658,978	34.80%	8.759072
564,499,678	2,257,998,712	5,569,264,708	15,840,301,916	35.16%	8.740722
490,144,705	1,960,578,820	6,252,395,015	17,760,636,270	35.20%	8.819564
478,531,679	1,914,126,716	6,346,048,449	17,984,151,018	35.29%	9.334511
375,491,607	2,002,621,904	6,328,540,447	18,358,420,747	34.47%	9.234463
271,965,557	2,175,724,456	6,893,097,697	20,456,169,885	33.70%	7.371189

LAKE COUNTY, OHIO

PROPERTY TAX RATES

(Per \$1,000 of Assessed Value)

LAST TEN YEARS

	<u>1998</u>	<u>1999</u>	<u>2000</u>	<u>2001</u>	<u>2002</u>
Unvoted Millage					
General Fund	\$ <u>2.100000</u>	\$ <u>2.100000</u>	\$ <u>2.100000</u>	\$ <u>2.100000</u>	\$ <u>2.100000</u>
Voted Millage - by levy					
1993 MR&DD Operating - continuing					
Residential/Agricultural Real	2.539779	2.534332	2.525448	2.267024	2.269245
Commercial/Industrial and Public Utility Real	3.232740	3.202439	3.172815	3.003019	2.998738
General Business and Public Utility Personal	3.400000	3.400000	3.400000	3.400000	3.400000
1994 Narcotics Agency Operating - continuing					
Residential/Agricultural Real	0.225425	0.224941	0.224153	0.201216	0.201413
Commercial/Industrial and Public Utility Real	0.286772	0.284084	0.281456	0.266393	0.266013
General Business and Public Utility Personal	0.300000	0.300000	0.300000	0.300000	0.300000
1998 MR&DD Operating - continuing					
Residential/Agricultural Real		1.496782	1.491535	1.338909	1.340218
Commercial/Industrial and Public Utility Real		1.485939	1.472193	1.393408	1.391422
General Business and Public Utility Personal		1.500000	1.500000	1.500000	1.500000
1999 Forensic Crime Laboratory Operating - continuing					
Residential/Agricultural Real	0.121601	0.121340	0.298948	0.268357	0.268619
Commercial/Industrial and Public Utility Real	0.183133	0.181416	0.297224	0.281318	0.280917
General Business and Public Utility Personal	0.200000	0.200000	0.300000	0.300000	0.300000
1999 Mental Health Operating - Ten Years					
Residential/Agricultural Real	0.462716	0.461724	0.460105	0.413023	0.413428
Commercial/Industrial and Public Utility Real	0.653398	0.647273	0.641286	0.606967	0.606102
General Business and Public Utility Personal	0.700000	0.700000	0.700000	0.700000	0.700000
2002 Senior Citizens Operating - Five Years					
Residential/Agricultural Real	0.254946	0.254400	0.253508	0.227567	0.227790
Commercial/Industrial and Public Utility Real	0.292783	0.290039	0.287356	0.271978	0.271590
General Business and Public Utility Personal	0.300000	0.300000	0.300000	0.300000	0.300000
2003 Childrens Services Operating - Five Years					
Residential/Agricultural Real	0.152816	0.698498	0.696049	0.624824	0.625435
Commercial/Industrial and Public Utility Real	0.293696	0.693438	0.687023	0.650257	0.649330
General Business and Public Utility Personal	0.700000	0.700000	0.700000	0.700000	0.700000
2005 Mental Health Operating - Ten Years					
Residential/Agricultural Real	0.761453	0.759820	0.757157	0.679679	0.680344
Commercial/Industrial and Public Utility Real	0.878351	0.870118	0.862069	0.815935	0.814772
General Business and Public Utility Personal	<u>0.900000</u>	<u>0.900000</u>	<u>0.900000</u>	<u>0.900000</u>	<u>0.900000</u>
Total Voted Millage by Type of Property					
Residential/Agricultural Real	4.518736	6.551837	6.706903	6.020599	6.026492
Commercial/Industrial and Public Utility Real	5.820873	7.654746	7.701422	7.289275	7.278884
General Business and Public Utility Personal	<u>6.500000</u>	<u>8.000000</u>	<u>8.100000</u>	<u>8.100000</u>	<u>8.100000</u>
Total Millage by Type of Property					
Residential/Agricultural Real	6.618736	8.651837	8.806903	8.120599	8.126492
Commercial/Industrial and Public Utility Real	7.920873	9.754746	9.801422	9.389275	9.378884
General Business and Public Utility Personal	<u>\$ 8.600000</u>	<u>\$ 10.100000</u>	<u>\$ 10.200000</u>	<u>\$ 10.200000</u>	<u>\$ 10.200000</u>

The rates presented for a particular calendar year are the rates that, when applied to the assessed values presented in the Assessed Value Table, generated the property tax revenue billed in that year.

Rates may only be raised by obtaining the approval of a majority of the voters at a public election.

Source: Ohio Department of Taxation

<u>2003</u>	<u>2004</u>	<u>2005</u>	<u>2006</u>	<u>2007</u>
<u>\$ 2.100000</u>	<u>\$ 2.100000</u>	<u>\$ 2.100000</u>	<u>\$ 2.100000</u>	<u>\$ 2.100000</u>
2.261465	1.905584	1.902347	1.897200	1.708728
2.955915	2.781380	2.830486	2.842859	2.590875
3.400000	3.400000	3.400000	3.400000	3.400000
0.200722	0.169135	0.168848	0.168391	0.151663
0.262215	0.246732	0.251088	0.252185	0.229833
0.300000	0.300000	0.300000	0.300000	0.300000
1.335624	1.125441	1.123528	1.120489	1.009176
1.371552	1.290567	1.313352	1.319092	1.202172
1.500000	1.500000	1.500000	1.500000	1.500000
0.267698	0.225571	0.225188	0.224578	0.202268
0.276906	0.260555	0.265155	0.266314	0.242709
0.300000	0.300000	0.300000	0.300000	0.300000
0.412010	0.347174	0.346584	0.345646	0.311309
0.597446	0.562169	0.572094	0.574595	0.523664
0.700000	0.700000	0.700000	0.700000	0.700000
0.298971	0.251922	0.251494	0.250814	0.225898
0.295715	0.278254	0.283167	0.284405	0.259196
0.300000	0.300000	0.300000	0.300000	0.300000
0.623291	0.525205	0.524313	0.522895	0.470949
0.640057	0.602264	0.612897	0.615576	0.561014
0.700000	0.700000	0.700000	0.700000	0.700000
0.678011	0.571314	0.570343	0.897564	0.808397
0.803137	0.755714	0.769057	0.900000	0.820226
<u>0.900000</u>	<u>0.900000</u>	<u>0.900000</u>	<u>0.900000</u>	<u>0.900000</u>
6.077792	5.121346	5.112645	5.427577	4.888388
7.202943	6.777635	6.897296	7.055026	6.429689
<u>8.100000</u>	<u>8.100000</u>	<u>8.100000</u>	<u>8.100000</u>	<u>8.100000</u>
8.177792	7.221346	7.212645	7.527577	6.988388
9.302943	8.877635	8.997296	9.155026	8.529689
<u>\$ 10.200000</u>	<u>\$ 10.200000</u>	<u>\$ 10.200000</u>	<u>\$ 10.200000</u>	<u>\$ 10.200000</u>

LAKE COUNTY, OHIO

PROPERTY TAX RATES OF OVERLAPPING GOVERNMENTS

(Per \$1,000 of Assessed Value)

LAST TEN YEARS

	<u>1998</u>	<u>1999</u>	<u>2000</u>	<u>2001</u>	<u>2002</u>
School Districts:					
Fairport Harbor (A)	\$ 77.100	\$ 77.100	\$ 76.470	\$ 76.670	\$ 76.730
Kirtland Local (A)	67.690	67.690	71.020	69.180	69.100
Madison Local (A)	58.420	58.420	58.780	57.570	57.020
Mentor Exempted	67.210	67.210	66.870	66.840	66.790
Painesville City (A)	73.580	72.680	78.680	78.650	78.580
Painesville Township (A)	54.530	54.530	54.010	53.800	53.840
Perry Local (A)	45.750	45.750	45.700	45.700	45.700
Wickliffe Local	60.010	60.010	59.920	60.110	61.310
Willoughby-Eastlake	46.710	46.710	46.430	45.840	45.770
Corporations:					
Eastlake	10.420	10.420	10.800	10.800	10.800
Kirtland	11.050	11.050	11.050	11.050	11.050
Mentor	6.000	4.500	4.500	4.500	4.500
Mentor-on-the-Lake	24.000	24.000	24.000	24.000	24.000
Painesville	3.700	3.700	3.700	3.700	3.700
Wickliffe	8.600	7.400	7.400	7.400	7.400
Willoughby	6.290	7.190	7.190	6.910	6.910
Willoughby Hills	7.800	7.800	7.800	7.400	7.400
Willowick	19.940	19.940	19.940	19.940	19.500
Villages:					
Fairport Harbor	6.660	10.060	10.560	10.490	9.560
Grand River	3.000	7.500	7.500	7.500	7.500
Kirtland Hills	23.000	23.000	23.000	23.000	23.000
Lakeline	11.000	11.000	11.000	11.000	11.000
Madison (B)	13.230	13.230	9.430	9.430	9.430
North Perry (C)	7.200	8.200	8.200	8.200	8.200
Perry (C)	13.200	14.200	14.200	14.200	14.200
Timberlake	13.000	13.000	13.000	13.000	13.000
Waite Hill	13.000	13.000	13.000	13.000	13.000
Townships:					
Concord	9.400	9.400	9.400	9.400	9.400
Leroy	10.950	10.950	10.950	11.000	11.000
Madison (B)	21.630	21.630	21.630	21.630	21.630
Painesville	10.700	10.700	10.700	10.700	10.700
Perry (C)	7.200	7.200	8.200	8.200	8.200
Libraries:					
Mentor	0.500	0.625	0.625	0.625	0.625
Painesville Morley	1.000	1.000	1.000	1.000	2.000
Perry	0.600	0.600	0.600	0.600	0.600
Wickliffe	1.200	1.200	1.200	1.200	1.200
Willoughby-Eastlake	0.300	0.300	1.300	1.300	1.300
Other Political Subdivisions:					
Fairport Harbor Port Authority	0.560	0.560	0.560	0.560	0.560
Lake MetroParks	2.300	2.300	2.300	2.300	2.300
Lakeland Community College	3.200	3.200	3.200	3.200	3.200
Auburn Joint Vocational School	1.500	1.500	1.500	1.500	1.500
Lake County School Financing District	4.900	4.900	4.900	4.900	4.900
Madison Fire District	6.480	6.480	6.480	6.480	6.480
Perry Fire District	3.000	4.000	4.000	4.000	4.000

(A) Includes millage for Auburn Joint Vocational School

(B) Includes millage for Madison Fire District

(C) Includes millage for Perry Library District and Perry Fire District

Source: Office of the Lake County Auditor

	<u>2003</u>	<u>2004</u>	<u>2005</u>	<u>2006</u>	<u>2007</u>
\$	76.620	\$ 78.590	\$ 78.620	\$ 85.470	\$ 84.480
	68.670	72.490	72.170	72.060	73.190
	56.970	56.350	56.150	56.100	55.490
	66.770	69.620	77.460	77.280	76.680
	78.580	78.530	86.200	86.090	84.840
	53.710	53.170	56.190	56.050	55.330
	45.700	45.700	45.700	45.700	45.700
	61.380	61.380	60.820	67.310	67.310
	45.590	47.390	49.770	49.400	48.520
	10.800	10.800	9.260	8.300	8.300
	11.050	11.050	11.050	11.050	11.050
	4.500	4.500	4.500	4.500	4.500
	24.000	24.000	24.000	24.000	24.000
	3.700	3.700	3.700	3.700	3.700
	7.400	7.400	7.400	8.010	7.960
	6.890	6.790	6.680	6.580	8.560
	7.400	7.400	7.400	7.300	7.300
	19.500	19.500	19.500	19.500	16.500
	9.560	9.560	9.560	9.560	9.560
	7.500	7.500	7.500	7.500	7.500
	23.000	20.000	20.000	20.000	20.000
	11.000	6.000	6.000	6.000	6.000
	9.430	9.430	9.430	9.430	9.430
	11.100	11.100	11.100	11.100	11.500
	14.100	14.100	14.100	14.100	14.500
	13.000	13.000	21.200	21.200	21.200
	13.000	13.000	13.000	13.000	13.000
	9.400	9.400	9.400	9.400	9.400
	11.900	11.900	11.900	11.900	11.900
	21.630	21.630	21.630	21.630	21.630
	10.700	10.150	12.650	12.650	12.650
	11.100	11.100	11.100	11.100	11.500
	0.625	0.625	0.625	0.625	0.625
	1.900	1.800	1.750	1.740	1.660
	0.600	0.600	0.600	0.600	1.000
	1.200	1.200	1.200	1.200	1.200
	1.300	1.300	1.300	1.300	1.300
	0.560	0.560	0.560	0.000	0.000
	2.300	2.300	2.300	2.300	2.300
	3.200	3.200	3.200	3.200	3.200
	1.500	1.500	1.500	1.500	1.500
	4.900	4.900	4.900	4.900	4.900
	6.480	6.480	6.480	6.480	6.480
	6.900	6.900	6.900	6.900	6.900

LAKE COUNTY, OHIO

PROPERTY TAX LEVIES AND COLLECTIONS (1)

LAST TEN YEARS

Collection Year	Current Tax Levy	Current Tax Collections	Percent of Current Tax Collections to Current Tax Levy	(2) Delinquent Tax Collections	Total Tax Collections	Percent of Total Tax Collections to Current Tax Levy
1998	\$ 37,831,514	\$ 35,940,365	95.00%	\$ 554,634	\$ 36,494,999	96.47%
1999	43,757,385	41,443,190	94.71%	699,718	42,142,908	96.31%
2000	44,638,293	42,398,704	94.98%	1,738,307	44,137,011	98.88%
2001	46,958,173	44,673,296	95.13%	1,648,694	46,321,990	98.65%
2002	43,395,269	40,263,669	92.78%	1,596,040	41,859,709	96.46%
2003	43,649,157	41,385,392	94.81%	1,753,178	43,138,570	98.83%
2004	45,313,687	43,297,827	95.55%	1,654,868	44,952,695	99.20%
2005	46,092,825	44,454,865	96.45%	1,985,169	46,440,034	100.75%
2006	51,974,393	50,400,065	96.97%	2,140,671	52,540,736	101.09%
2007	49,316,350	48,143,982	97.62%	1,742,554	49,886,536	101.16%

(1) Includes Homestead/Rollback taxes assessed locally, but distributed through the State and reported as Intergovernmental revenue.

(2) The County does not identify delinquent tax collections by tax year.

Source: Office of the Lake County Auditor

LAKE COUNTY, OHIO

PRINCIPAL TAXPAYERS

REAL ESTATE TAX

JANUARY 1, 2007 AND JANUARY 1, 1998

January 1, 2007

<u>Name of Taxpayer</u>	<u>Nature of Business</u>	<u>Assessed Value</u>	<u>Percent of Real Property Assessed Value</u>
Simon Property Group L P	Developer of Great Lakes Mall	\$ 25,180,450	0.37%
Lubrizol Corporation	Manufacturer of chemical additives for fuels and lubricants	18,133,300	0.26%
First Interstate	Developer of Willoughby Commons & Creekside Commons Shopping Ctrs	15,538,330	0.23%
Inland Southeast	Retail developer	12,758,090	0.19%
Avery Dennison Corporation	Manufacturer of pressure-sensitive adhesives, papers, foils & films	11,914,670	0.17%
Steris Corporation	Provider of infection and contamination prevention systems and products	10,703,340	0.16%
Wal Mart Real Estate	Retail developer	9,421,480	0.14%
Points East Enterprises	Developer of Points East Shopping Center	7,223,610	0.10%
Osborne, Jerome T.	Contractor and developer	6,675,880	0.10%
Cleveland Clinic	Medical care provider	6,499,860	0.09%
	Totals	\$ <u>124,049,010</u>	<u>1.81%</u>
	Total Assessed Valuation	\$ <u>6,893,097,697</u>	

January 1, 1998

<u>Name of Taxpayer</u>	<u>Nature of Business</u>	<u>Assessed Value</u>	<u>Percent of Real Property Assessed Value</u>
DeBartolo Realty Partnership	Developer of Great Lakes Mall	\$ 18,203,360	0.36%
Lubrizol Corporation	Manufacturer of chemical additives for fuels and lubricants	10,620,040	0.21%
Ratner, Albert B.	Retail developer	5,669,080	0.11%
Fashion Square Association	Retail developer	5,037,240	0.10%
Osborne, Jerome T.	Contractor and developer	5,009,650	0.10%
Millstein, Norman	Developer of apartment complexes	4,467,520	0.09%
Avery Dennison Corporation	Manufacturer of pressure-sensitive adhesives, papers, foils & films	4,189,400	0.08%
Kirtland Country Club	Golf course and banquet club	3,999,880	0.08%
Ohio Presbyterian	Retirement community	3,970,950	0.08%
Renaissance Properties	Real estate folding company	3,843,510	0.08%
	Totals	\$ <u>65,010,630</u>	<u>1.29%</u>
	Total Assessed Valuation	\$ <u>5,105,999,168</u>	

Real property taxes paid in 2007 are based on January 1, 2006 values.
Real property taxes paid in 1998 are based on January 1, 1997 values.

Source: Office of the Lake County Auditor

LAKE COUNTY, OHIO

PRINCIPAL TAXPAYERS

TANGIBLE PERSONAL PROPERTY TAXPAYERS

JANUARY 1, 2007 AND JANUARY 1, 1998

January 1, 2007

<u>Name of Taxpayer</u>	<u>Nature of Business</u>	<u>Assessed Value</u>	<u>Percent of Real Property Assessed Value</u>
Avery Dennison Corporation	Manufacturer of pressure-sensitive adhesives, papers, foils & films	\$ 26,047,440	0.38%
GE Quartz	Manufacturer of lightbulbs	15,880,593	0.23%
Lubrizol Corporation	Manufacturer of chemical additives for fuels and lubricants	14,923,620	0.22%
Lincoln Electric	Welders and motors	12,266,200	0.18%
PCC Airfoils	Manufacturer of blades, vanes & vane segments for airline turbine engines	6,745,960	0.10%
Steris Corporation	Provider of infection and contamination prevention and therapy support systems	3,851,540	0.06%
Pat O'Brien Jr.	Automobile dealership	3,649,970	0.05%
ABB Automation, Inc.	Computer systems for electrical power plants, industrial processes and shipboard automations	3,356,090	0.05%
Swagelok Manufacturing Company LLC	Manufacturer of fluid system components	3,233,640	0.05%
Parker Hannifin Corp.	Manufacturer of fluid hose products, fittings	2,726,680	0.04%
	Totals	\$ <u>92,681,733</u>	<u>1.36%</u>
	Total Assessed Valuation	\$ <u>6,893,097,697</u>	

January 1, 1998

<u>Name of Taxpayer</u>	<u>Nature of Business</u>	<u>Assessed Value</u>	<u>Percent of Real Property Assessed Value</u>
Centerior Fuel Corporation	Fuel rods for Perry Nuclear Power Plant	\$ 65,585,510	1.28%
Lubrizol Corporation	Manufacturer of chemical additives for fuels and lubricants	34,053,930	0.67%
Avery Dennison Corporation	Manufacturer of pressure-sensitive adhesives, papers, foils & films	23,563,490	0.46%
Bailey Controls Company	Computer systems for electrical power plants, industrial processes and shipboard automations	21,672,180	0.42%
Nupro Company	Commercial valves, filters, billows	20,253,650	0.40%
Penn Fuel Corporation	Fuel rods for Perry Nuclear Power Plant	11,381,360	0.22%
General Electric Company	Crystals, semi-conductors, thermocouplers	8,793,740	0.17%
Lincoln Electric	Welders and motors	7,358,490	0.14%
Buckeye Steel Castings Co.	Custom Plastics and precision metals	4,903,780	0.10%
Parker Hannifin Corp.	Manufacturer of fluid hose products, fittings	4,354,940	0.09%
	Totals	\$ <u>201,921,070</u>	<u>3.95%</u>
	Total Assessed Valuation	\$ <u>5,105,999,168</u>	

General business tangible personal property tax paid in 2007 is based on values listed on December 31, 2006.
 General business tangible personal property tax paid in 1998 is based on values listed on December 31, 1997.

Source: Office of the Lake County Auditor

LAKE COUNTY, OHIO

PRINCIPAL TAXPAYERS

TANGIBLE PUBLIC UTILITY PROPERTY TAXPAYERS

JANUARY 1, 2007 AND JANUARY 1, 1998

January 1, 2007

<u>Name of Taxpayer</u>	<u>Nature of Business</u>	<u>Assessed Value</u>	<u>Percent of Real Property Assessed Value</u>
First Energy Nuclear	Electric Utility	\$ 138,971,020	2.02%
First Energy Generation	Electric Utility	108,349,050	1.57%
Cleveland Electric Illuminating Co.	Electric Utility	74,998,250	1.09%
American Transmission	Electric Utility	21,141,340	0.31%
Ameritech	Telephone Utility	20,181,320	0.29%
Aqua Ohio, Inc.	Water Utility	19,236,700	0.28%
Pennsylvania Power	Electric Utility	12,312,390	0.18%
Ohio Edison	Electric Utility	7,940,640	0.12%
East Ohio Gas	Natural Gas Utility	6,764,530	0.10%
Western Reserve Telephone	Telephone Utility	3,864,040	0.06%
	Totals	<u>\$ 413,759,280</u>	<u>6.02%</u>
	Total Assessed Valuation	<u>\$ 6,893,097,697</u>	

January 1, 1998

<u>Name of Taxpayer</u>	<u>Nature of Business</u>	<u>Assessed Value</u>	<u>Percent of Real Property Assessed Value</u>
Cleveland Electric Illuminating Co.	Electric Utility	\$ 472,509,330	9.25%
Duquesne Light Company	Electric Utility	124,555,150	2.44%
Ohio Edison	Electric Utility	86,029,530	1.68%
Toledo Edison	Electric Utility	61,857,840	1.21%
Ameritech	Telephone Utility	44,938,480	0.88%
Pennsylvania Power	Electric Utility	42,791,450	0.84%
East Ohio Gas	Natural Gas Utility	18,581,340	0.36%
Consumers Ohio	Water Utility	12,088,470	0.24%
Western Reserve Telephone	Telephone Utility	8,349,370	0.16%
Ohio Telegraph & Telephone	Telephone Utility	1,329,390	0.03%
	Totals	<u>\$ 873,030,350</u>	<u>17.09%</u>
	Total Assessed Valuation	<u>\$ 5,105,999,168</u>	

Public utility tangible personal property tax paid in 2007 is based on values listed on December 31, 2005.
Public utility tangible personal property tax paid in 1998 is based on values listed on December 31, 1996.

Source: Office of the Lake County Auditor

LAKE COUNTY, OHIO

RATIO OF OUTSTANDING DEBT BY TYPE

LAST TEN YEARS

Year	Governmental Activities						Percentage of Estimated Actual	
	General Obligation Bonds	General Obligation Loans	Special Assessment Bonds	Capital Leases	General Obligation Notes	Sub-Total Governmental Activities	Property Tax Valuation	Per Capita
1998	\$ 11,795,000	\$ 1,665,000	\$ 2,912,850	\$ 249,157	\$ 0	\$ 16,622,007	0.12%	74.28
1999	10,990,000	1,295,000	3,465,500	39,469	6,000,000	21,789,969	0.15%	95.93
2000	11,985,000	895,000	4,308,150	753,586	7,000,000	24,941,736	0.17%	109.63
2001	18,630,000	465,000	5,246,700	692,623	0	25,034,323	0.16%	110.04
2002	16,880,000	0	7,721,350	524,128	6,000,000	31,125,478	0.20%	135.92
2003	15,085,000	0	7,266,700	347,908	12,000,000	34,699,608	0.22%	151.52
2004	13,255,000	0	8,427,300	163,679	13,500,000	35,345,979	0.20%	153.64
2005	26,918,000	0	8,606,950	0	0	35,524,950	0.20%	154.11
2006	24,708,000	0	8,069,600	88,243	1,500,000	34,365,843	0.19%	147.56
2007	23,999,000	0	7,553,300	38,897	0	31,591,197	0.15%	135.36

Year	Business-Type Activities						Percentage of Estimated Actual	
	General Obligation Bonds	OWDA Loans	Other Long-Term Debt	Capital Leases	General Obligation Notes	Sub-Total Business Type Activities	Property Tax Valuation	Per Capita
1998	\$ 6,787,150	\$64,087,884	\$ 389,887	\$ 110,613	\$ 3,230,427	\$ 74,605,961	0.54%	333.39
1999	6,309,500	60,132,834	305,910	118,776	3,583,427	70,450,447	0.49%	310.16
2000	5,811,850	55,887,164	221,932	66,122	6,093,427	68,080,495	0.47%	299.24
2001	5,308,300	51,280,869	137,954	28,094	6,478,427	63,233,644	0.40%	277.94
2002	6,713,650	46,313,870	31,045,682	16,651	1,943,427	86,033,280	0.55%	375.68
2003	6,033,300	40,918,478	31,774,666	4,320	4,753,427	83,484,191	0.53%	364.55
2004	5,387,700	66,156,900	85,000	89,575	3,343,427	75,062,602	0.42%	326.27
2005	4,725,050	58,168,431	25,000	38,389	1,973,427	64,930,297	0.36%	281.68
2006	4,052,400	49,445,749	478,999	0	3,023,427	57,000,575	0.31%	244.75
2007	3,367,700	39,967,926	449,966	0	4,643,427	48,429,019	0.24%	207.50

Year	Total Primary Government	Percentage of Estimated Actual Property Tax Valuation	Per Capita
1998	\$ 91,227,968	0.65%	407.67
1999	92,240,416	0.64%	406.09
2000	93,022,231	0.64%	408.87
2001	88,267,967	0.56%	387.97
2002	117,158,758	0.75%	511.60
2003	118,183,799	0.75%	516.08
2004	110,408,581	0.62%	479.91
2005	100,455,247	0.56%	435.80
2006	91,366,418	0.50%	392.31
2007	80,020,216	0.39%	342.86

Source: Office of the Lake County Auditor

LAKE COUNTY, OHIO

COMPUTATION OF DIRECT AND OVERLAPPING DEBT

DECEMBER 31, 2007

	Net General Obligation Bonded Debt Outstanding (1)	Percent Applicable (2)	County Share
<u>Direct Debt</u>			
County of Lake	\$ 23,999,000	100.00%	\$ <u>23,999,000</u>
Total Direct Debt			23,999,000
<u>Overlapping Debt</u>			
All Cities wholly within Lake County	98,295,205	100.00%	98,295,205
All Villages wholly within Lake County	1,330,520	100.00%	1,330,520
All Townships wholly within Lake County	2,094,388	100.00%	2,094,388
All School Districts wholly within Lake County	35,183,788	100.00%	35,183,788
All Library Districts wholly within Lake County	9,050,000	100.00%	9,050,000
Lake Metroparks	5,375,000	100.00%	5,375,000
Kirtland Local School District	16,704,992	99.37%	16,599,751
Madison Local School District	6,810,000	99.71%	6,790,251
Mentor Exempted Village School District	10,866,655	99.77%	10,841,662
Riverside Local School District	6,307,660	99.60%	<u>6,282,429</u>
Total Overlapping Debt			<u>191,842,994</u>
Total Net Direct and Overlapping Debt			\$ <u><u>215,841,994</u></u>

(1) Per confirmation with respective entities. Amount excludes general obligation debt reported in enterprise funds.

(2) Determined, on a percentage basis, by dividing the amount of assessed valuation of the political subdivision's territory that is within the boundaries of the County by the total assessed valuation of the political subdivision.

Source: Office of the Lake County Auditor

LAKE COUNTY, OHIO

COMPUTATION OF LEGAL DEBT MARGIN

DECEMBER 31, 2007

	1998	1999	2000	2001
TOTAL OF ALL COUNTY DEBT OUTSTANDING \$	90,868,198	\$ 86,082,171	\$ 125,084,086	\$ 119,709,120
DEBT EXEMPT FROM COMPUTATION				
Detention Facility Bonds	8,515,000	7,860,000	7,205,000	6,550,000
Human Services HUD Loan	1,665,000	1,295,000	895,000	465,000
Special Assessment Bonds	2,912,850	3,465,500	4,308,150	5,246,700
Ohio Water Development Authority Loans	64,087,884	60,132,834	55,887,164	51,280,869
General Obligation Bonds paid from:				
Water revenue	6,394,000	6,008,000	5,602,000	5,176,000
Wastewater revenue	393,150	301,500	209,850	132,300
Other Long-term Obligations paid from:				
Water revenue	389,887	305,910	221,932	137,954
Wastewater revenue			32,881,563	32,161,870
Enterprise Funds Notes paid from:				
Water revenue	1,977,127	3,189,427	1,249,427	1,024,427
Wastewater revenue	238,300	394,000	4,844,000	5,454,000
Solid Waste revenue	1,015,000			
TOTAL EXEMPT DEBT	87,588,198	82,952,171	113,304,086	107,629,120
NET DEBT	\$ 3,280,000	\$ 3,130,000	\$ 11,780,000	\$ 12,080,000
ASSESSED VALUATION OF COUNTY				
	\$ 5,105,999,168	\$ 5,242,255,852	\$ 5,222,330,100	\$ 5,684,393,889
Direct debt limitation - ORC 133.02 and ORC 133.07 (3% of first \$100,000,000 assessed valuation; 1.5% amount in excess of \$100,000,000 but not in excess of \$300,000,000; 2.5% of amount in excess of \$300,000,000)				
	126,149,954	129,556,396	129,058,253	140,609,847
Less: Net debt (all unvoted)	3,280,000	3,130,000	11,780,000	12,080,000
DIRECT LEGAL DEBT MARGIN (VOTED AND UNVOTED)				
	\$ 122,869,954	\$ 126,426,396	\$ 117,278,253	\$ 128,529,847
UNVOTED DEBT LIMITATION (1% OF COUNTY ASSESSED VALUATION)				
	\$ 51,059,992	\$ 52,422,559	\$ 52,223,301	\$ 56,843,939
Less: Net debt (all unvoted)	3,280,000	3,130,000	11,780,000	12,080,000
UNVOTED LEGAL DEBT MARGIN	\$ 47,779,992	\$ 49,292,559	\$ 40,443,301	\$ 44,763,939

Source: Office of the Lake County Auditor

	<u>2002</u>	<u>2003</u>	<u>2004</u>	<u>2005</u>	<u>2006</u>	<u>2007</u>
\$	116,617,979	\$ 117,831,571	\$ 110,155,327	\$ 100,441,860	\$ 91,278,175	\$ 79,981,319
	5,895,000	5,240,000	4,585,000	3,930,000	3,275,000	2,620,000
	7,721,350	7,266,700	8,427,300	8,606,950	8,069,600	7,553,300
	46,313,870	40,918,478	66,156,900	58,168,433	49,445,749	39,967,926
	4,905,000	4,340,000	3,760,000	3,165,000	2,560,000	1,945,000
	1,808,650	1,693,300	1,627,700	1,560,050	1,492,400	1,422,700
	103,976	70,000	50,000	25,000		
	30,941,706	31,704,666	35,000	25,000	478,999	449,966
	464,427	954,427	908,427	23,427	23,427	23,427
	1,479,000	1,479,000	580,000	560,000	2,075,000	2,160,000
		2,320,000	1,855,000	1,390,000	925,000	2,460,000
	<u>99,632,979</u>	<u>95,986,571</u>	<u>87,985,327</u>	<u>77,453,860</u>	<u>68,345,175</u>	<u>58,602,319</u>
\$	16,985,000	\$ 21,845,000	\$ 22,170,000	\$ 22,988,000	\$ 22,933,000	\$ 21,379,000
\$	5,458,356,425	\$ 5,569,264,708	\$ 6,252,395,015	\$ 6,346,048,449	\$ 6,328,540,447	\$ 6,893,097,697
	134,958,911	137,731,618	154,809,875	157,151,211	156,713,511	170,827,442
	<u>16,985,000</u>	<u>21,845,000</u>	<u>22,170,000</u>	<u>22,988,000</u>	<u>22,933,000</u>	<u>21,379,000</u>
\$	117,973,911	\$ 115,886,618	\$ 132,639,875	\$ 134,163,211	\$ 133,780,511	\$ 149,448,442
\$	54,583,564	\$ 55,692,647	\$ 62,523,950	\$ 63,460,484	\$ 63,285,405	\$ 68,930,977
	<u>16,985,000</u>	<u>21,845,000</u>	<u>22,170,000</u>	<u>22,988,000</u>	<u>22,933,000</u>	<u>21,379,000</u>
\$	37,598,564	\$ 33,847,647	\$ 40,353,950	\$ 40,472,484	\$ 40,352,405	\$ 47,551,977

LAKE COUNTY, OHIO

SCHEDULE OF ENTERPRISE BOND COVERAGE

DECEMBER 31, 2007

Year	Operating Revenue	Operating Expenses (1)	Net Revenue Available For Debt Service	Enterprise G.O. Debt Principal and Interest	OWDA Principal and Interest	Total	Coverage
Water Fund Debt Coverage							
2007	\$ 19,422,144	\$ 9,382,726	\$ 10,039,418	\$ 689,119	\$ 7,964,764	\$ 8,653,883	1.16
2006	18,054,625	8,767,085	9,287,540	692,878	7,806,123	8,499,001	1.09
2005	19,466,792	8,084,197	11,382,595	697,921	7,616,078	8,313,999	1.37
2004	18,793,610	7,324,421	11,469,189	691,546	7,448,794	8,140,340	1.41
2003	18,788,736	6,993,407	11,795,329	696,469	8,084,148	8,780,617	1.34
2002	19,438,081	6,622,000	12,816,081	5,660,719 (2)	8,850,171	14,510,890	0.88
2001	14,997,332	6,461,923	8,535,409	782,050	8,875,197	9,657,247	0.88
2000	15,011,933	5,905,364	9,106,569	785,517	8,875,197	9,660,714	0.94
1999	16,236,758	6,297,251	9,939,507	787,278	8,875,197	9,662,475	1.03
1998	16,078,558	5,998,740	10,079,818	818,846	8,875,197	9,694,043	1.04
Wastewater Fund Debt Coverage							
2007	\$ 15,980,941	\$ 10,057,722	\$ 5,923,219	\$ 133,915	\$ 4,135,522	\$ 4,269,437	1.39
2006	15,232,891	10,279,573	4,953,318	133,478	4,105,186	4,238,664	1.17
2005	15,209,457	9,248,572	5,960,885	134,851	4,077,585	4,212,436	1.42
2004	15,007,357	9,357,656	5,649,701	134,117	3,864,099	3,998,216	1.41
2003	14,610,899	8,683,571	5,927,328	189,352	4,221,399	4,410,751	1.34
2002	14,558,052	8,351,098	6,206,954	97,929	4,399,744	4,497,673	1.38
2001	13,150,162	8,186,574	4,963,588	91,642	4,494,185	4,585,827	1.08
2000	10,450,033	8,394,592	2,055,441	112,626	3,221,033	3,333,659	0.62
1999	10,786,882	7,832,925	2,953,957	119,605	1,973,651	2,093,256	1.41
1998	10,843,687	7,537,352	3,306,335	135,092	2,098,659	2,233,751	1.48

(1) Operating expenses exclude depreciation

(2) General Obligation payments include defeasance of bond; payment of \$4.7 million (See Note H).

Source: Office of the Lake County Auditor

LAKE COUNTY, OHIO

DEMOGRAPHIC AND ECONOMIC STATISTICS

LAST TEN YEARS

POPULATION

Year	Lake County Population (1)(a)	Per Capita Personal Income (2)(b)	Total Personal Income (2)(b)	Lake County Unemployment Rate (3)	State of Ohio Unemployment Rate (3)	United States Unemployment Rate (3)
1998	223,779	Unavailable	6,439,227,000	3.7	4.0	3.8
1999	227,145	20,588	6,638,791,000	3.8	4.1	4.1
2000	227,511	30,493	6,942,694,000	3.6	3.9	4.0
2001	228,257	30,500	6,989,844,000	5.0	4.8	5.8
2002	229,004	30,513	7,028,818,000	5.4	5.0	5.7
2003	229,004	31,515	7,276,969,000	6.3	6.1	6.0
2004	230,063	32,153	7,439,644,000	5.7	5.6	5.4
2005	230,510	33,298	7,831,293,000	5.2	5.9	4.9
2006	232,892	35,081	8,158,606,000	4.8	5.5	4.6
2007	233,392	35,846	8,361,258,000	5.2	5.6	4.6

AGE DISTRIBUTION (1)

2000 Census

Age Group	Total	Percentage of Total
Under 5 years	13,906	6.11%
5 to 9 years	15,486	6.81%
10 to 14 years	16,079	7.07%
15 to 19 years	14,689	6.46%
20 to 24 years	11,460	5.04%
25 to 34 years	29,247	12.86%
35 to 44 years	38,345	16.85%
45 to 54 years	33,689	14.81%
55 to 59 years	12,718	5.59%
60 to 64 years	9,848	4.33%
65 to 74 years	17,024	7.48%
75 to 84 years	11,676	5.13%
85 and older	3,344	1.47%
TOTAL	227,511	100.00%
Male	110,531	48.58%
Female	116,980	51.42%

(1) U.S. Census Bureau (non-census years are estimates)

(2) U.S. Department of Commerce - Bureau of Economic Analysis

(3) Ohio Department of Job and Family Services

(a) Population for the year 2000 is based on the 2000 Census. All other years are estimates.

(b) Estimate for 2007 based on average increase of previous years.

LAKE COUNTY, OHIO

PRINCIPAL EMPLOYERS

CURRENT YEAR AND NINE YEARS AGO

2007			
<u>Employer (1)</u>	<u>Nature of Business</u>	(1) <u>Number Employed</u>	<u>Percentage of Total Employment</u>
Lake County Government	County Government	2,135	1.73%
Lake Hospital Systems, Inc.	Health Care	1,441	1.16%
First Energy Corporation	Electric Utility	1,325	1.07%
Lubrizol Corporation	Chemical Additives	1,299	1.05%
Avery International	Pressure-sensitive Products	1,273	1.03%
Mentor Exempted Village Schools	School District	1,041	0.84%
Willoughby-Eastlake City Schools	School District	858	0.69%
Steris Corporation	Infection and Contamination Prevention Systems	828	0.67%
ABB Automation, Inc.	Computer Systems for Power Plants	541	0.44%
Giant Eagle, Inc.	Grocery Store Chain	454	0.37%
	Totals	<u>11,195</u>	<u>9.05%</u>
	Total Employment Within the County (3)	<u>123,700</u>	

1998			
<u>Employer (2)</u>	<u>Nature of Business</u>	(2) <u>Number Employed</u>	<u>Percentage of Total Employment</u>
Lake County Government	County Government	2,284	1.89%
Lubrizol Corporation	Chemical Additives	1,778	1.47%
Lake Hospital Systems, Inc.	Health Care	1,645	1.36%
Avery International	Pressure-sensitive Products	1,500	1.24%
First Energy Corporation	Electric Utility	1,229	1.02%
Elsag Bailey, Inc.	Computer Systems for Power Plants	1,200	0.99%
Mentor Exempted Village Schools	School District	1,162	0.96%
Willoughby-Eastlake City Schools	School District	912	0.75%
University Hospitals Health System	Health Care	679	0.56%
Lakeland Community College	Secondary Education	563	0.47%
	Totals	<u>12,952</u>	<u>10.71%</u>
	Total Employment Within the County (3)	<u>120,900</u>	

Sources:

- (1) From the respective businesses
- (2) Crain's Cleveland Business
- (3) Ohio Department of Job and Family Services - Labor Market Division

LAKE COUNTY, OHIO

COUNTY GOVERNMENT EMPLOYEES BY FUNCTION/ACTIVITY LAST TEN YEARS

	<u>1998</u>	<u>1999</u>	<u>2000</u>	<u>2001</u>	<u>2002</u>	<u>2003</u>	<u>2004</u>	<u>2005</u>	<u>2006</u>	<u>2007</u>
General Government										
Commissioners	25	25	28	26	23	23	23	22	23	22
Mailroom	7	7	8	7	7	7	7	7	6	5
Information Technology	10	11	11	11	9	10	11	11	11	11
Buildings and Grounds	72	76	75	79	76	76	76	76	76	76
Planning Commission	8	9	7	7	7	7	6	7	6	6
Garage	9	9	9	9	9	9	9	9	9	9
Building Department	7	7	8	8	8	7	7	8	8	8
Central Purchasing	4	5	5	5	5	5	4	4	4	4
Auditor	34	35	32	33	31	31	28	29	35	30
Treasurer	17	18	17	16	16	18	19	22	20	20
Recorder	17	22	19	20	23	17	16	16	15	18
Board of Elections	13	13	13	15	14	15	15	15	18	18
Geographic Information System	1	1	3	3	4	4	4	3	3	3
Telecommunications	10	14	13	14	15	15	15	13	13	13
Judicial and Public Safety										
Prosecuting Attorney	59	60	61	59	61	61	67	72	70	67
Sheriff	190	197	215	221	216	213	213	218	219	215
Central Communications	21	24	26	25	29	28	30	30	34	34
Coroner	5	5	5	5	5	5	5	5	5	5
Clerk of Courts	45	46	51	47	50	50	50	49	52	53
Common Pleas Courts	19	19	19	26	24	24	24	25	25	26
Probate Court	18	18	18	18	18	18	18	18	18	18
Juvenile Court	94	93	93	96	95	97	101	98	102	106
Domestic Relations Court	21	21	20	20	19	21	22	21	22	22
Jury Commission	2	2	2	2	2	2	2	2	2	2
Law Library	1	2	2	2	2	2	2	2	2	2
Adult Probation	21	21	21	21	21	21	20	21	22	22
Public Defender	22	22	20	22	21	23	23	22	21	19
Municipal Courts	40	39	39	41	46	42	42	45	42	40
Narcotics Agency	16	19	22	20	24	22	20	26	21	22
Forensic Crime Laboratory	10	12	10	11	11	11	12	14	15	14
Emergency Management Agency	7	6	7	7	7	7	7	7	7	7
Public Works										
Engineer	77	77	87	90	85	86	84	85	82	79
Human Services										
Job and Family Services	114	117	118	125	138	140	147	148	143	143
Child Support Enforcement	45	46	46	43	40	42	41	38	37	39
Childrens Services	17	16	17	20	18	18	20	20	20	19
MR & DD	624	616	604	623	639	689	702	654	649	653
Veterans Services	9	8	10	10	11	11	11	11	11	12
Health										
ADAMHS	10	10	11	12	12	10	9	9	9	9
Dog Warden	6	6	6	8	7	8	9	9	10	9
County Home	6	6	6	6	6	6	0	0	0	0
Health Department (outside of en	72	71	76	77	79	81	92	91	76	81
Utilities										
Water	71	68	72	74	73	74	80	81	82	85
Wastewater	103	104	108	106	104	103	103	104	103	98
Solid Waste	7	6	6	5	7	7	7	7	7	8

Includes full and part-time employees

Source: Office of the Lake County Auditor

LAKE COUNTY, OHIO

OPERATING INDICATORS BY FUNCTION/ACTIVITY

LAST FIVE YEARS

(Continued)

	<u>2003</u>	<u>2004</u>	<u>2005</u>	<u>2006</u>	<u>2007</u>
General Government					
Commissioners					
Number of resolutions	1,377	1,369	1,185	1,037	905
Number of meetings	59	58	58	61	56
Mailroom					
Number of pieces of mail sent to U.S. Postal Svc.	549,667	543,172	532,688	600,442	632,813
Building Department					
Number of permits issued	3,527	3,328	3,106	2,975	2,997
Number of inspections performed	15,255	16,823	16,272	13,922	11,372
Auditor					
Number of real estate parcels	105,003	106,436	107,213	108,549	109,516
Number of non-exempt conveyances	5,798	6,050	6,097	5,625	4,617
Number of exempt conveyances	5,255	5,076	4,864	4,663	4,236
Number of accounts payable checks issued	40,588	43,115	41,410	42,351	42,664
Recorder					
Number of deeds recorded	9,703	9,787	9,621	8,909	8,630
Number of mortgages recorded	28,040	20,864	19,971	17,319	13,612
Board of Elections					
Number of registered voters	147,301	160,196	151,147	153,736	150,479
Number of voters - November general election	60,248	122,862	64,840	91,348	41,874
Percentage of registered voters voting	40.90%	76.69%	42.90%	59.42%	27.83%
Number of precincts	217	217	217	217	217
Risk Management					
Number of claims	43	64	96	56	32
Judicial and Public Safety					
Sheriff					
Number of inmates processed	6,327	6,284	6,450	6,768	6,551
Average daily jail population	363	373	358	361	334
Average daily in-county jail population	304	309	310	327	306
Average daily male jail population	306	316	299	302	272
Average daily female jail population	57	57	59	59	57
Average daily misdemeanants on work release	17	19	38	17	20
Average daily misdemeanants on non-work release	22	19	38	21	15
Coroner					
Number of autopsies performed	105	116	136	130	129
Clerk of Courts					
Number of civil cases filed	1,767	1,768	2,022	2,010	2,633
Number of criminal cases filed	800	810	894	883	869
Common Pleas Courts					
Number of civil cases filed	2,538	2,618	2,960	3,154	4,035
Number of criminal cases filed	599	640	661	630	692
Probate Court					
Number of civil cases filed	1,615	1,673	1,553	1,905	1,566
Juvenile Court					
Number of cases filed	5,136	5,050	4,569	4,726	4,339
Domestic Relations Court					
Number of cases filed	1,931	2,101	2,172	1,961	1,908
Law Library					
Number of volumes in collection	18,912	20,643	19,967	20,640	15,970
Adult Probation					
Average daily case load	551	574	581	567	573

LAKE COUNTY, OHIO

OPERATING INDICATORS BY FUNCTION/ACTIVITY (CONTINUED)

LAST FIVE YEARS

	<u>2003</u>	<u>2004</u>	<u>2005</u>	<u>2006</u>	<u>2007</u>
Municipal Courts					
Number of civil cases filed	5,012	4,970	5,461	5,565	6,108
Number of criminal cases filed (including traffic)	46,903	45,701	42,523	41,822	41,393
Number of small claims cases filed	1,427	1,410	1,469	1,929	2,001
Narcotics Agency					
Number of investigative cases initiated	134	159	158	164	197
Street value of drugs seized	121,901	265,728	214,036	120,963	248,468
Number of students in drug education classes	1,866	1,828	1,857	1,916	2,451
Number of new street drug cases		119	116	124	141
Number of pharmacudical drug arrests		45	55	43	56
Emergency Management Agency					
Number of emergency responses	2	7	5	5	4
Human Services					
Job and Family Services					
Number of income maintenance cases open	16,628	17,436	19,053	18,697	18,346
Number of Prevention/Retention/Contingency cases	964	1,360	1,276	1,034	1,081
Child Support Enforcement					
Number of child support cases filed	12,517	12,477	12,582	12,446	12,460
Childrens Services					
Childrens Services cases open	571	495	495	481	1,349
Utilities					
Water					
Number of customers	39,256	39,636	39,997	40,367	40,367
Wastewater					
Number of customers	36,827	37,034	37,735	38,137	38,137
Solid Waste					
Tonage dumped	208,832	203,989	210,352	216,857	200,263
<u>Lake County - Incorporated in 1840</u>					
Area in square miles	231	231	231	231	231
Number of municipal subdivisions located in the County					
Municipalities	18	18	18	18	18
Townships	5	5	5	5	5
School Districts/ Colleges	13	13	13	13	13
Libraries	4	4	4	4	4
Special Districts	2	2	2	2	2
Population Ranking in the State	11	11	11	11	11

LAKE COUNTY, OHIO

CAPITAL ASSET STATISTICS BY FUNCTION/ACTIVITY

LAST FIVE YEARS

(Continued)

	<u>2003</u>	<u>2004</u>	<u>2005</u>	<u>2006</u>	<u>2007</u>
General Government					
Commissioners					
Square footage of County Administration Building	104,495	104,495	104,495	104,495	104,495
Number of vehicles	2	2	2	2	3
Mailroom					
Number of vehicles	1	1	1	1	1
Information Technology					
Number of vehicles	1	1	1	1	1
Buildings and Grounds					
Square footage of Buildings & Grounds facility	6,095	6,095	6,095	6,095	6,095
Number of vehicles	17	17	18	18	19
Number of other road equipment pieces	7	7	7	7	7
Garage					
Square footage of County Garage	13,179	13,179	13,179	13,179	13,179
Number of vehicles	17	17	17	15	13
Building Department					
Number of vehicles	6	6	6	6	6
Central Purchasing					
Number of vehicles	3	3	3	3	2
Auditor					
Number of vehicles	10	10	10	10	9
Treasurer					
Number of vehicles	1	1	1	1	1
Board of Elections					
Number of vehicles	1	1	1	1	1
Number of voting machines	550	550	550	864	864
Telecommunications					
Number of vehicles	10	10	10	10	11
Judicial and Public Safety					
Prosecuting Attorney					
Number of vehicles	2	2	2	2	3
Sheriff					
Square footage of Detention Facility	170,528	170,528	170,528	170,528	170,528
Square footage of Misdemeanant Facility	15,370	15,370	15,370	15,370	15,370
Number of vehicles	58	58	56	56	54
Coroner					
Number of vehicles	1	1	1	1	1
Common Pleas Courts					
Square footage of County Courthouse and Annex	107,366	107,366	107,366	107,366	107,366
Juvenile Court					
Square footage of Juvenile Justice Center	58,100	58,100	58,100	58,100	58,100
Square footage of Juvenile Boys Group Home	5,724	5,724	5,724	5,724	5,724
Number of vehicles	8	8	8	8	7
Adult Probation					
Number of vehicles	1	1	1	1	1
Public Defender					
Number of vehicles	2	2	2	2	2
Municipal Courts					
Number of courtrooms	3	3	3	3	3

LAKE COUNTY, OHIO

CAPITAL ASSET STATISTICS BY FUNCTION/ACTIVITY (CONTINUED)

LAST FIVE YEARS

(Continued)

	<u>2003</u>	<u>2004</u>	<u>2005</u>	<u>2006</u>	<u>2007</u>
Judicial and Public Safety (continued)					
Narcotics Agency					
Square footage of Narcotics Agency Facility	12,594	12,594	12,594	12,594	12,594
Number of vehicles	16	16	17	17	16
Forensic Crime Laboratory					
Square footage of Forensic Crime Laboratory	11,884	11,884	11,884	11,884	11,884
Number of vehicles	2	2	2	2	2
Emergency Management Agency					
Square footage of Emergency Operations Center	22,721	22,721	22,721	22,721	22,721
Number of vehicles	6	6	6	6	5
Public Works					
Engineer					
Square footage of County Engineer's facilities	112,981	112,981	112,981	112,981	112,981
Number of vehicles	53	53	53	53	60
Number of other road equipment pieces	99	99	99	99	62
Miles of roads maintained	137	137	137	137	137
Number of county bridges maintained	96	96	96	96	102
Number of retaining walls maintained	17	17	17	17	19
Human Services					
Job and Family Services					
Square footage of Job and Family Svcs Building	88,746	88,746	88,746	88,746	88,746
Childrens Services					
Square footage of Caley Home	8,838	8,838	8,838	8,838	8,838
Number of vehicles	18	18	18	18	10
MR & DD					
Square footage of MR & DD facilities	236,256	236,256	236,256	236,256	236,256
Number of facilities	26	26	26	26	26
Number of buses	44	44	44	44	45
Number of other vehicles/road equipment	33	33	33	41	46
Health					
Dog Warden					
Number of vehicles	6	6	6	6	6
Number of cages and runs	32	32	32	32	53

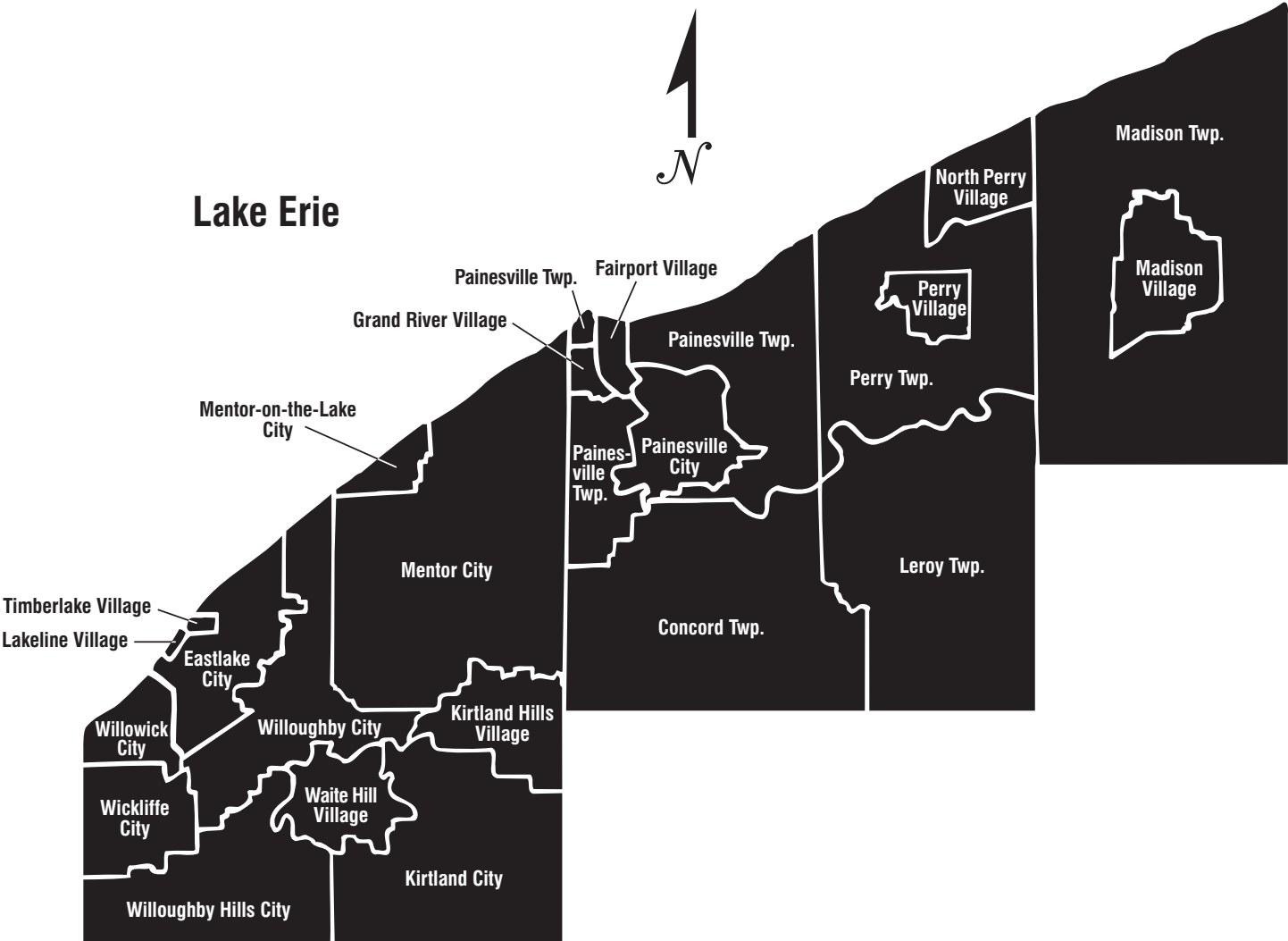
LAKE COUNTY, OHIO

CAPITAL ASSET STATISTICS BY FUNCTION/ACTIVITY (CONTINUED)

LAST FIVE YEARS

	<u>2003</u>	<u>2004</u>	<u>2005</u>	<u>2006</u>	<u>2007</u>
Utilities					
Water					
Square footage of Water facilities	236,234	236,234	236,234	236,234	236,234
Miles of water lines operated	563	565	567	568	570
Number of water plants operated	2	2	2	2	2
Number of water booster stations operated	7	7	7	7	7
Number of vehicles	59	59	59	59	59
Number of other road equipment pieces	31	31	31	31	31
Wastewater					
Square footage of Wastewater facilities	273,512	273,512	273,512	273,512	273,512
Miles of wastewater lines operated	817	819	823	828	829
Number of wastewater treatment plants operated	3	3	3	3	3
Number of wastewater pump stations operated	40	40	40	40	40
Number of vehicles	63	63	63	63	63
Number of other road equipment pieces	27	27	27	27	27
Solid Waste					
Square footage of Solid Waste facilities	70,233	70,233	70,233	70,233	70,233
Number of vehicles	7	7	7	7	7
Number of other road equipment pieces	5	5	5	5	5

Lake County, Ohio





Mary Taylor, CPA
Auditor of State

FINANCIAL CONDITION

LAKE COUNTY

CLERK'S CERTIFICATION

This is a true and correct copy of the report which is required to be filed in the Office of the Auditor of State pursuant to Section 117.26, Revised Code, and which is filed in Columbus, Ohio.

Susan Babbitt

CLERK OF THE BUREAU

**CERTIFIED
JULY 15, 2008**