

**FAIRBANKS LOCAL SCHOOL DISTRICT
UNION COUNTY, OHIO**

***BASIC FINANCIAL STATEMENTS
(AUDITED)***

***FOR THE FISCAL YEAR ENDED
JUNE 30, 2007***

AARON S. JOHNSON, TREASURER



Mary Taylor, CPA
Auditor of State

Board of Education
Fairbanks Local School District
11158 State Route 38
Milford Center, Ohio 43045

We have reviewed the *Independent Auditor's Report* of the Fairbanks Local School District, Union County, prepared by Julian & Grube, Inc., for the audit period July 1, 2006 through June 30, 2007. Based upon this review, we have accepted these reports in lieu of the audit required by Section 117.11, Revised Code. The Auditor of State did not audit the accompanying financial statements and, accordingly, we are unable to express, and do not express an opinion on them.

Our review was made in reference to the applicable sections of legislative criteria, as reflected by the Ohio Constitution, and the Revised Code, policies, procedures and guidelines of the Auditor of State, regulations and grant requirements. The Fairbanks Local School District is responsible for compliance with these laws and regulations.

Mary Taylor

Mary Taylor, CPA
Auditor of State

January 29, 2008

This Page is Intentionally Left Blank.

**FAIRBANKS LOCAL SCHOOL DISTRICT
UNION COUNTY, OHIO**

TABLE OF CONTENTS

Independent Auditor’s Report	1 - 2
Management’s Discussion and Analysis	3 - 13
Basic Financial Statements:	
Government-Wide Financial Statements:	
Statement of Net Assets	14
Statement of Activities	15 - 16
Fund Financial Statements:	
Balance Sheet - Governmental Funds	17
Reconciliation of Total Governmental Fund Balances to Net Assets of Governmental Activities	18
Statement of Revenues, Expenditures and Changes in Fund Balances - Governmental Funds.....	19
Reconciliation of the Statement of Revenues, Expenditures and Changes in Fund Balances of Governmental Funds to the Statement of Activities	20
Statement of Revenues, Expenditures and Changes in Fund Balance - Budget and Actual (Non-GAAP Budgetary Basis) - General Fund	21
Statement of Net Assets - Proprietary Fund	22
Statement of Revenues, Expenses and Changes in Net Assets - Proprietary Fund	23
Statement of Cash Flows - Proprietary Fund.....	24
Statement of Fiduciary Net Assets - Fiduciary Funds	25
Statement of Changes in Fiduciary Net Assets - Fiduciary Fund.....	26
Notes to the Basic Financial Statements.....	27 - 55
Report on Internal Control Over Financial Reporting and on Compliance and Other Matters Based on an Audit of Financial Statements Performed in Accordance With <i>Government Auditing Standards</i>	56 - 57



Julian & Grube, Inc.

Serving Ohio Local Governments

333 County Line Rd. West, Westerville, OH 43082 Phone: 614.846.1899 Fax: 614.846.2799

Independent Auditor's Report

Board of Education
Fairbanks Local School District
11158 State Route 38
Milford Center, OH 43045-9764

We have audited the accompanying financial statements of the governmental activities, the business-type activities, each major fund, and the aggregate remaining fund information of Fairbanks Local School District, Union County, Ohio, as of and for the fiscal year ended June 30, 2007, which collectively comprise Fairbanks Local School District's basic financial statements as listed in the table of contents. These financial statements are the responsibility of Fairbanks Local School District's management. Our responsibility is to express opinions on these financial statements based on our audit.

We conducted our audit in accordance with auditing standards generally accepted in the United States of America and the standards applicable to financial audits contained in *Government Auditing Standards*, issued by the Comptroller General of the United States. Those standards require that we plan and perform the audit to obtain reasonable assurance about whether the financial statements are free of material misstatement. An audit includes examining, on a test basis, evidence supporting the amounts and disclosures in the financial statements. An audit also includes assessing the accounting principles used and significant estimates made by management, as well as evaluating the overall financial statement presentation. We believe that our audit provides a reasonable basis for our opinions.

In our opinion, the financial statements referred to above present fairly, in all material respects, the respective financial position of the governmental activities, the business-type activities, each major fund, and the aggregate remaining fund information of Fairbanks Local School District, Union County, Ohio, as of June 30, 2007, and the respective changes in financial position and cash flows, where applicable, thereof and the respective budgetary comparison for the general fund for the fiscal year then ended in conformity with accounting principles generally accepted in the United States of America.

In accordance with *Government Auditing Standards*, we have also issued our report dated December 10, 2007, on our consideration of Fairbanks Local School District's internal control over financial reporting and on our tests of its compliance with certain provisions of laws, regulations, contracts and grant agreements and other matters. The purpose of that report is to describe the scope of our testing of internal control over financial reporting and compliance and the results of that testing and not to provide an opinion on the internal control over financial reporting or on compliance. That report is an integral part of an audit performed in accordance with *Government Auditing Standards* and should be considered in assessing the results of our audit.

The management's discussion and analysis is not a required part of the basic financial statements but is supplementary information required by accounting principles generally accepted in the United States of America. We have applied certain limited procedures, which consisted principally of inquiries of management regarding the methods of measurement and presentation of the supplementary information. However, we did not audit the information and express no opinion on it.

A handwritten signature in cursive script that reads "Julian & Grube, Inc.".

Julian & Grube, Inc.
December 10, 2007

**FAIRBANKS LOCAL SCHOOL DISTRICT
UNION COUNTY, OHIO**

**MANAGEMENT'S DISCUSSION AND ANALYSIS
FOR THE FISCAL YEAR ENDED JUNE 30, 2007**

The management's discussion and analysis of Fairbanks Local School District's (the District) financial performance provides an overall review of the District's financial activities for the fiscal year ended June 30, 2007. The intent of this discussion and analysis is to look at the District's financial performance as a whole; readers should also review the basic financial statements and the notes to the basic financial statements to enhance their understanding of the District's financial performance.

Financial Highlights

Key financial highlights for 2007 are as follows:

- In total, net assets increased \$1,690,218. Net assets of governmental activities increased \$1,696,727, which represents a 33.65% increase from 2006. Net assets of business-type activities decreased \$6,509 from 2006.
- For governmental funds, general revenues accounted for \$9,447,991, or 90.05%, of all revenues. Program specific revenues in the form of charges for services and sales, grants and contributions accounted for \$1,043,475, or 9.95%, of total revenues of \$10,491,466.
- The District had \$8,794,739 in expenses related to governmental activities; only \$1,043,475 of these expenses was offset by program specific charges for services, grants or contributions. General revenues supporting governmental activities (primarily taxes and unrestricted grants and entitlements) of \$9,447,991 were adequate to provide for the programs.
- The District's major governmental funds are the general fund, debt service fund and the building fund. The general fund had \$8,930,576 in revenues and other financing sources and \$9,015,183 in expenditures and other financing uses. The general fund's fund balance decreased \$84,607 from a balance of \$1,948,724 to \$1,864,117.
- The debt service fund had \$12,276,537 in revenues and other financing sources and \$12,209,012 in expenditures. The debt service fund's fund balance increased \$67,525 from a balance of \$9,988 to \$77,513.
- The building fund had \$815,062 in revenues and other financing sources and \$613,047 in expenditures. The building fund's fund balance increased \$202,015 from a balance of \$11,424,945 to \$11,626,960.
- Net assets for the District's enterprise fund decreased \$6,509. The Fairbanks Elementary Extended Day Program (F.E.E.D. Program), a nonmajor enterprise fund, had \$42,627 in operating revenues and \$49,136 in operating expenses.

Using the Basic Financial Statements

This annual report consists of a series of financial statements and notes to those statements. These statements are organized so the reader can understand the District as a financial whole, an entire operating entity. The statements then proceed to provide an increasingly detailed look at specific financial activities.

**FAIRBANKS LOCAL SCHOOL DISTRICT
UNION COUNTY, OHIO**

**MANAGEMENT'S DISCUSSION AND ANALYSIS
FOR THE FISCAL YEAR ENDED JUNE 30, 2007**

The *Statement of Net Assets* and *Statement of Activities* provide information about the activities of the whole District, presenting both an aggregate view of the District's finances and a longer-term view of those finances. Fund financial statements provide the next level of detail. For governmental funds, these statements tell how services were financed in the short-term as well as what remains for future spending. The fund financial statements also look at the District's most significant funds with all other non-major funds presented in total in one column. In the case of the District, the general fund, debt service fund and building fund are by far the most significant funds, and the only governmental funds reported as major funds.

Reporting the District as a Whole

Statement of Net Assets and the Statement of Activities

While this document contains the large number of funds used by the District to provide programs and activities, the view of the District as a whole looks at all financial transactions and asks the question, "How did we do financially during 2007?" The statement of net assets and the statement of activities answer this question. These statements include *all assets, liabilities, revenues and expenses* using the *accrual basis of accounting* similar to the accounting used by most private-sector companies. This basis of accounting will take into account all of the current year's revenues and expenses regardless of when cash is received or paid.

These two statements report the District's *net assets* and changes in those assets. This change in net assets is important because it tells the reader that, for the District as a whole, the *financial position* of the District has improved or diminished. The causes of this change may be the result of many factors, some financial, some not. Non-financial factors include the District's property tax base, current property tax laws in Ohio restricting revenue growth, facility conditions, required educational programs and other factors.

In the statement of net assets and the statement of activities, the District is divided into two distinct kinds of activities:

Governmental Activities - Most of the District's programs and services are reported here including instruction, support services, operation and maintenance of plant, pupil transportation and extracurricular activities.

Business-Type Activities - These services are provided on a charge for goods or services basis to recover all or a significant portion of the expenses of the goods or services provided. The District's F.E.E.D. Program operations are reported as business activities.

The District's statement of net assets and statement of activities can be found on pages 14-16 of this report.

Reporting the District's Most Significant Funds

Fund Financial Statements

The analysis of the District's major governmental funds and the analysis of the District's enterprise fund begin on page 10. Fund financial reports provide detailed information about the District's major funds. The District uses many funds to account for a multitude of financial transactions. However, these fund financial statements focus on the District's most significant funds. The District's major governmental funds are the general fund, debt service fund and the building fund.

**FAIRBANKS LOCAL SCHOOL DISTRICT
UNION COUNTY, OHIO**

**MANAGEMENT'S DISCUSSION AND ANALYSIS
FOR THE FISCAL YEAR ENDED JUNE 30, 2007**

Governmental Funds

Most of the District's activities are reported in governmental funds, which focus on how money flows into and out of those funds and the balances left at year-end available for spending in future periods. These funds are reported using an accounting method called *modified accrual* accounting, which measures cash and all other *financial assets* that can readily be converted to cash. The governmental fund statements provide a detailed *short-term* view of the District's general government operations and the basic services it provides. Governmental fund information helps you determine whether there are more or fewer financial resources that can be spent in the near future to finance educational programs. The relationship (or differences) between governmental *activities* (reported in the statement of net assets and the statement of activities) and governmental *funds* is reconciled in the financial statements. The basic governmental fund financial statements can be found on pages 17-21 of this report.

Proprietary Funds

Proprietary funds use the same basis of accounting as business-type activities; therefore, these statements will essentially match information provided in the statements for the District as a whole. The basic proprietary fund financial statements can be found on pages 22-24 of this report.

Reporting the District's Fiduciary Responsibilities

The District is the trustee, or fiduciary, for its scholarship programs. This activity is presented as a private-purpose trust fund. The District also acts in a trustee capacity as an agent for individuals. These activities are reported in an agency fund. All of the District's fiduciary activities are reported in separate statements of fiduciary net assets and changes in fiduciary net assets on pages 25 and 26. These activities are excluded from the District's other financial statements because the assets cannot be utilized by the District to finance its operations.

Notes to the Basic Financial Statements

The notes provide additional information that is essential to a full understanding of the data provided in the government-wide and fund financial statements. These notes to the basic financial statements can be found on pages 27-55 of this report.

**FAIRBANKS LOCAL SCHOOL DISTRICT
UNION COUNTY, OHIO**

MANAGEMENT'S DISCUSSION AND ANALYSIS
FOR THE FISCAL YEAR ENDED JUNE 30, 2007

The District as a Whole

The statement of net assets provides the perspective of the District as a whole. The table below shows the net assets for governmental activities and business-type activities fiscal years 2007 and 2006.

	Net Assets					
	<u>Governmental Activities</u>		<u>Business-Type Activities</u>		<u>Total</u>	
	<u>2007</u>	<u>2006</u>	<u>2007</u>	<u>2006</u>	<u>2007</u>	<u>2006</u>
<u>Assets</u>						
Current assets	\$ 20,360,313	\$ 18,352,218	\$ 3,916	\$ 3,017	\$ 20,364,229	\$ 18,355,235
Capital assets, net	<u>5,510,175</u>	<u>3,167,953</u>	<u>-</u>	<u>-</u>	<u>5,510,175</u>	<u>3,167,953</u>
Total assets	<u>25,870,488</u>	<u>21,520,171</u>	<u>3,916</u>	<u>3,017</u>	<u>25,874,404</u>	<u>21,523,188</u>
<u>Liabilities</u>						
Current liabilities	5,166,835	4,460,330	9,574	2,166	5,176,409	4,462,496
Long-term liabilities	<u>13,964,413</u>	<u>12,017,328</u>	<u>-</u>	<u>-</u>	<u>13,964,413</u>	<u>12,017,328</u>
Total liabilities	<u>19,131,248</u>	<u>16,477,658</u>	<u>9,574</u>	<u>2,166</u>	<u>19,140,822</u>	<u>16,479,824</u>
<u>Net Assets</u>						
Invested in capital assets, net of related debt	4,197,324	2,910,953	-	-	4,197,324	2,910,953
Restricted	1,028,639	152,855	-	-	1,028,639	152,855
Unrestricted	<u>1,513,277</u>	<u>1,978,705</u>	<u>(5,658)</u>	<u>851</u>	<u>1,507,619</u>	<u>1,979,556</u>
Total net assets	<u>\$ 6,739,240</u>	<u>\$ 5,042,513</u>	<u>\$ (5,658)</u>	<u>\$ 851</u>	<u>\$ 6,733,582</u>	<u>\$ 5,043,364</u>

Over time, net assets can serve as a useful indicator of a government's financial position. At June 30, 2007, the District's assets exceeded liabilities by \$6,733,582. \$6,739,240 of this total is in governmental activities, and a deficit of \$5,658 is in business-type activities.

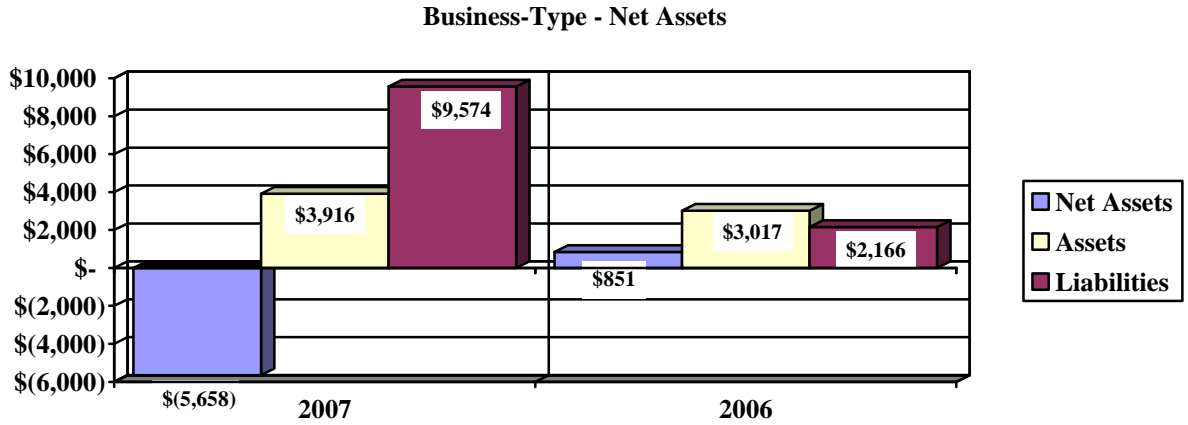
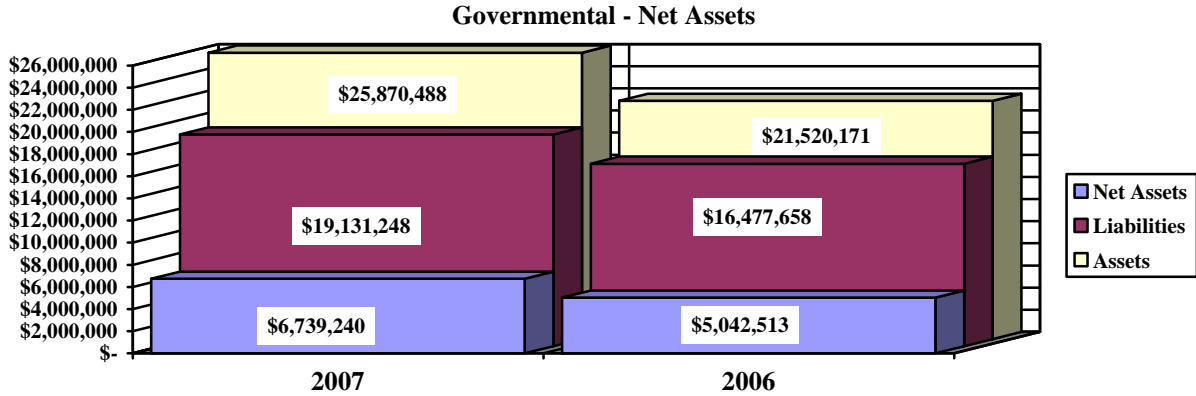
Capital assets reported on the government-wide statements represented 21.30% of total assets. Capital assets include land, construction in progress, land improvements, buildings and improvements, furniture and equipment and vehicles. Capital assets, net of related debt to acquire the assets at June 30, 2007, were \$4,197,324 in the governmental activities. These capital assets are used to provide services to students and are not available for future spending. Although the District's investment in capital assets is reported net of related debt, it should be noted that the resources to repay the debt must be provided from other sources, since capital assets may not be used to liquidate these liabilities.

A portion of the District's net assets, \$1,028,639, represents resources that are subject to external restriction on how they may be used. In the governmental activities, the remaining balance of unrestricted net assets was \$1,513,277.

**FAIRBANKS LOCAL SCHOOL DISTRICT
UNION COUNTY, OHIO**

**MANAGEMENT'S DISCUSSION AND ANALYSIS
FOR THE FISCAL YEAR ENDED JUNE 30, 2007**

The graphs below shows the District's governmental activities and business-type activities assets, liabilities and net assets at June 30, 2007 and 2006:



**FAIRBANKS LOCAL SCHOOL DISTRICT
UNION COUNTY, OHIO**

**MANAGEMENT'S DISCUSSION AND ANALYSIS
FOR THE FISCAL YEAR ENDED JUNE 30, 2007**

The table below shows the change in net assets for governmental activities and business-type activities fiscal years 2007 and 2006:

	Change in Net Assets					
	<u>Governmental Activities</u>		<u>Business-Type Activities</u>		<u>Total</u>	
	<u>2007</u>	<u>2006</u>	<u>2007</u>	<u>2006</u>	<u>2007</u>	<u>2006</u>
<u>Revenues</u>						
Program revenues:						
Charges for services and sales	\$ 281,658	\$ 322,660	\$ 42,627	\$ 36,015	\$ 324,285	\$ 358,675
Operating grants and contributions	753,817	501,119	-	-	753,817	501,119
Capital grants and contributions	8,000	-	-	-	8,000	-
General revenues:						
Taxes	5,829,048	6,693,214	-	-	5,829,048	6,693,214
Grants and entitlements	2,676,221	2,575,268	-	-	2,676,221	2,575,268
Investment earnings	906,962	123,892	-	-	906,962	123,892
Other	<u>35,760</u>	<u>92,366</u>	<u>-</u>	<u>-</u>	<u>35,760</u>	<u>92,366</u>
Total revenues	<u>10,491,466</u>	<u>10,308,519</u>	<u>42,627</u>	<u>36,015</u>	<u>10,534,093</u>	<u>10,344,534</u>
<u>Expenses</u>						
Program expenses:						
Instruction:						
Regular	2,871,704	4,035,271	-	-	2,871,704	4,035,271
Special	702,829	654,049	-	-	702,829	654,049
Vocational	38,027	29,820	-	-	38,027	29,820
Other	41,822	23,466	-	-	41,822	23,466
Support services:						
Pupil	556,641	553,103	-	-	556,641	553,103
Instructional staff	463,183	458,067	-	-	463,183	458,067
Board of Education	36,443	60,914	-	-	36,443	60,914
Administration	848,147	762,153	-	-	848,147	762,153
Fiscal	309,120	292,624	-	-	309,120	292,624
Operations and maintenance	844,656	770,216	-	-	844,656	770,216
Pupil transportation	771,714	767,543	-	-	771,714	767,543
Central	9,000	6,770	-	-	9,000	6,770
Food service	182,463	180,545	-	-	182,463	180,545
Operation of non-instructional services	166,805	183,561	-	-	166,805	183,561
Extracurricular activities	314,072	301,268	-	-	314,072	301,268
Interest and fiscal charges	638,113	64,322	-	-	638,113	64,322
F.E.E.D. Program	<u>-</u>	<u>-</u>	<u>49,136</u>	<u>38,139</u>	<u>49,136</u>	<u>38,139</u>
Total expenses	<u>8,794,739</u>	<u>9,143,692</u>	<u>49,136</u>	<u>38,139</u>	<u>8,843,875</u>	<u>9,181,831</u>
Changes in net assets	1,696,727	1,164,827	(6,509)	(2,124)	1,690,218	1,162,703
Net assets at beginning of year	<u>5,042,513</u>	<u>3,877,686</u>	<u>851</u>	<u>2,975</u>	<u>5,043,364</u>	<u>3,880,661</u>
Net assets at end of year	<u>\$ 6,739,240</u>	<u>\$ 5,042,513</u>	<u>\$ (5,658)</u>	<u>\$ 851</u>	<u>\$ 6,733,582</u>	<u>\$ 5,043,364</u>


**FAIRBANKS LOCAL SCHOOL DISTRICT
UNION COUNTY, OHIO**

MANAGEMENT'S DISCUSSION AND ANALYSIS
FOR THE FISCAL YEAR ENDED JUNE 30, 2007

Governmental Activities

Net assets of the District's governmental activities increased \$1,696,727. Total governmental expenses of \$8,794,739 were offset by program revenues of \$1,043,475 and general revenues of \$9,447,991. Program revenues supported 11.86% of the total governmental expenses. The primary sources of revenue for governmental activities are derived from property taxes, income taxes and grants and entitlements. These revenue sources represent 81.38% of total governmental revenue. Real estate property is reappraised every six years. The graph below presents the District's governmental activities revenue and expenses for fiscal years 2007 and 2006.

Governmental Activities - Revenues and Expenses



The Statement of Activities shows the cost of program services and the charges for services and grants offsetting those services. That is, it identifies the cost of these services supported by tax revenue and unrestricted State grants and entitlements. The following table shows, for governmental activities, the total cost of services and the net cost of services for 2007 and 2006

Governmental Activities

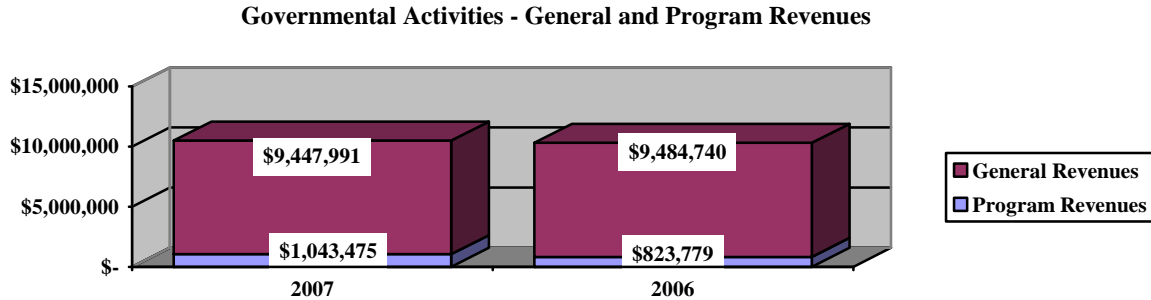
	Total Cost of Services 2007	Net Cost of Services 2007	Total Cost of Services 2006	Net Cost of Services 2006
Program expenses:				
Instruction:				
Regular	\$ 2,871,704	\$ 2,743,247	\$ 4,035,271	\$ 3,974,981
Special	702,829	508,358	654,049	592,907
Vocational	38,027	6,802	29,820	29,820
Other	41,822	41,822	23,466	23,466
Support services:				
Pupil	556,641	445,834	553,103	428,206
Instructional staff	463,183	369,915	458,067	376,104
Board of Education	36,443	36,443	60,914	60,914
Administration	848,147	838,329	762,153	757,153
Fiscal	309,120	309,120	292,624	292,624
Operations and maintenance	844,656	844,656	770,216	770,216
Pupil transportation	771,714	720,020	767,543	678,683
Central	9,000	3,000	6,770	770
Food service	182,463	8,017	183,561	10,989
Operation of non-instructional services	166,805	(6,478)	301,268	245,040
Extracurricular activities	314,072	244,066	180,545	13,718
Interest and fiscal charges	638,113	638,113	64,322	64,322
Total expenses	\$ 8,794,739	\$ 7,751,264	\$ 9,143,692	\$ 8,319,913

**FAIRBANKS LOCAL SCHOOL DISTRICT
UNION COUNTY, OHIO**

**MANAGEMENT'S DISCUSSION AND ANALYSIS
FOR THE FISCAL YEAR ENDED JUNE 30, 2007**

The dependence upon tax revenues during fiscal year 2007 for governmental activities is apparent, as 88.14% of 2007 instruction activities are supported through taxes and other general revenues. General revenue support for all governmental activities was 90.31% in 2007.

The graph below presents the District's governmental activities revenue for fiscal years 2007 and 2006.



Business-Type Activities

Business-type activities include the F.E.E.D. Program operation. This program had operating revenues of \$42,627 and operating expenses of \$49,136 for fiscal year 2007. The District's business activities receive no support from tax revenues.

The District's Funds

The District's governmental funds (as presented on the balance sheet on page 17) reported a combined fund balance of \$14,948,308, which is higher than last year's balance of \$13,416,793. The schedule below indicates the fund balance and the total change in fund balance as of June 30, 2007 and 2006.

	Fund Balance June 30, 2007	Fund Balance June 30, 2006	Increase/ (Decrease)
General	\$ 1,864,117	\$ 1,948,724	\$ (84,607)
Debt Service	77,513	9,988	67,525
Building	11,626,960	11,424,945	202,015
Other Governmental	<u>1,379,718</u>	<u>33,136</u>	<u>1,346,582</u>
Total	<u>\$ 14,948,308</u>	<u>\$ 13,416,793</u>	<u>\$ 1,531,515</u>

The fund balance of the other governmental funds increased primarily due to the proceeds of a lease purchase agreement entered into by the District in fiscal year 2007. Proceeds of \$1,395,000 were received in the permanent improvement fund (a nonmajor governmental fund).

Fund balance in the Building fund increased as interest earned on the bond proceeds were greater than building expenditures incurred in the fiscal year.

Fund balance of the debt service fund increased as tax revenues were able to support required debt payments and due to a transfer in of \$37,834 received from the general fund.

**FAIRBANKS LOCAL SCHOOL DISTRICT
UNION COUNTY, OHIO**

MANAGEMENT'S DISCUSSION AND ANALYSIS
FOR THE FISCAL YEAR ENDED JUNE 30, 2007

General Fund

The District's general fund balance decreased \$84,607, due to expenditures increasing faster than revenues during 2007. The table that follows assists in illustrating the financial activities and fund balance of the general fund.

	<u>2007</u> <u>Amount</u>	<u>2006</u> <u>Amount</u>	<u>Increase</u> <u>(Decrease)</u>	<u>Percentage</u> <u>Change</u>
<u>Revenues</u>				
Taxes	\$ 5,717,562	\$ 6,265,001	\$ (547,439)	(8.74) %
Tuition	72,089	13,540	58,549	432.42 %
Interest earnings	151,697	88,959	62,738	70.52 %
Intergovernmental	2,830,026	2,575,268	254,758	9.89 %
Other revenues	<u>46,091</u>	<u>126,546</u>	<u>(80,455)</u>	<u>(63.58) %</u>
Total	<u>\$ 8,817,465</u>	<u>\$ 9,069,314</u>	<u>\$ (251,849)</u>	<u>(2.78) %</u>
<u>Expenditures</u>				
Instruction	\$ 4,892,316	\$ 4,545,857	\$ 346,459	7.62 %
Support services	3,722,605	3,375,242	347,363	10.29 %
Extracurricular activities	212,131	199,406	12,725	6.38 %
Capital outlay	113,111	-	113,111	100.00 %
Debt service	<u>20,821</u>	<u>-</u>	<u>20,821</u>	<u>100.00 %</u>
Total	<u>\$ 8,960,984</u>	<u>\$ 8,120,505</u>	<u>\$ 840,479</u>	<u>10.35 %</u>

The tuition revenues increased as a result of the District's continued participation in the open enrollment program. Tax revenues decreased due to the recording of income tax revenue accruals in the prior year. Interest earnings increased due to increasing interest rates during the year. Instruction and support services increased due to normal and customary wage and benefit increases coupled with a slight increase in staff. Capital outlay and debt service payments increased due to a new capital lease.

General Fund Budgeting Highlights

The District's budget is prepared according to Ohio law and is based on accounting for certain transactions on a basis of cash receipts, disbursements and encumbrances. The most significant budgeted fund is the general fund.

During the course of fiscal 2007, the District amended its general fund budget numerous times, none significant. The District uses site-based budgeting and the budgeting systems are designed to tightly control total site budgets but provide flexibility for site management.

For the general fund, final budgeted revenues and other financing sources were \$8,120,189. This was \$314,676 higher than the original budgeted revenues of \$7,805,513. Actual revenues and other financing sources for fiscal 2007 was \$8,842,136, which is \$721,947 higher than final budgeted revenues.

General fund original appropriations (appropriated expenditures including other financing uses) of \$9,315,132 were decreased to \$9,278,002 in the final budget. The actual budget basis expenditures and other financing uses for fiscal year 2007 totaled \$9,032,571, which is \$245,431 lower than the final appropriations.

**FAIRBANKS LOCAL SCHOOL DISTRICT
UNION COUNTY, OHIO**

MANAGEMENT'S DISCUSSION AND ANALYSIS
FOR THE FISCAL YEAR ENDED JUNE 30, 2007

Capital Assets and Debt Administration

Capital Assets

At the end of fiscal 2007, the District had \$5,510,175 invested in land, construction in progress, land improvements, buildings and improvements, furniture and equipment and vehicles. This total amount was reported in governmental activities. The following table shows fiscal 2007 balances compared to 2006:

**Capital Assets at June 30
(Net of Depreciation)**

	<u>Governmental Activities</u>	
	2007	2006
Land	\$ 80,849	\$ 80,849
Construction in progress	775,557	-
Land improvements	47,314	74,699
Building and improvements	3,358,081	2,011,308
Furniture and equipment	841,702	658,078
Vehicles	406,672	343,019
Total	\$ 5,510,175	\$ 3,167,953

The overall increase in capital assets of \$2,342,222 is due to capital outlays of \$2,700,695 exceeding depreciation expense of \$358,473.

See Note 9 to the basic financial statements for additional information on the District's capital assets.

Debt Administration

At June 30, 2007 the District had \$231,000 in energy conservation notes, \$11,490,589 in general obligation bonds, \$99,736 in capital lease and \$1,395,000 in lease purchase payable outstanding. Of this total, \$428,523 is due within one year and \$12,787,802 is due within greater than one year. The following table summarizes the District's debt obligations outstanding at June 30, 2007 and 2006.

Outstanding Debt, at Year End

	Governmental Activities 2007	Governmental Activities 2006
General obligation bonds	\$ 11,490,589	\$ -
Bond anticipation notes	-	11,400,000
Energy conservation notes	231,000	257,000
Capital lease payable	99,736	-
Lease purchase payable	1,395,000	-
Total	\$ 13,216,325	\$ 11,657,000

**FAIRBANKS LOCAL SCHOOL DISTRICT
UNION COUNTY, OHIO**

**MANAGEMENT'S DISCUSSION AND ANALYSIS
FOR THE FISCAL YEAR ENDED JUNE 30, 2007**

At June 30, 2007 the District's overall legal debt margin was \$2,713,540 with an unvoted debt margin of \$156,623.

See Note 11 to the basic financial statements for additional information on the District's debt administration.

Current Financial Related Activities

An emergency-operating levy of 9.5 mills (4.5 mill renewal with an increase of 4.9) was passed in November 2004, providing much needed revenue stability and growth for the District. The District had entered into a deficit spending cycle in fiscal year 2004. This is a five-year property tax levy with an expiration of December 2009, providing \$1,399,000 per year towards District revenues. In addition, the District continues to benefit from a stable economy. Higher short-term interest rates have raised investment income, while income tax receipts continue to rise as well. The District further experienced revenue growth through state aid, mostly due to increases in student enrollment. On the expenditure side, health insurance premiums have leveled off for the present time, helping contain the overall growth in operational expenditures.

HB 66 made changes to the tax base for schools. The tangible personal property tax businesses contribute toward school revenues will be eliminated. This full elimination will be phased out over the next four years. The state will hold the district harmless from the loss during this four-year period, to a fiscal year 2004 level tangible personal property was providing approximately 10% towards total District revenues. No potential growth from this revenue source will be realized because of this change. In addition, the hold harmless payments will start being phased out in 2011. State aid revenues will also be negatively affected by recent changes, with a phasing out of the cost-of-doing business factor in the state funding formula. The above changes will have more impact on revenues for the longer term.

In summary, due to the levy passage in 2004, the District has current financial stability. Concerns continue for the longer term, as the reliance on local property taxes still exists. School funding in Ohio has not been resolved by the state, and questions remain about the future funding for Ohio Schools. And while demands for school services, requirements, and performance continue to grow, more financial resources will be required as well.

Contacting the District's Financial Management

This financial report is designed to provide our citizens, taxpayers, and investors and creditors with a general overview of the District's finances and to show the District's accountability for the money it receives. If you have questions about this report or need additional financial information contact Mr. Aaron S. Johnson, Treasurer, Fairbanks Local School District, 1158 State Route 38, Milford Center, Ohio 43045.

**BASIC
FINANCIAL STATEMENTS**

THIS PAGE IS INTENTIONALLY LEFT BLANK

**FAIRBANKS LOCAL SCHOOL DISTRICT
UNION COUNTY, OHIO**

STATEMENT OF NET ASSETS
JUNE 30, 2007

	<u>Governmental Activities</u>	<u>Business-Type Activities</u>	<u>Total</u>
Assets:			
Equity in pooled cash and cash equivalents.	\$ 12,650,236	\$ 3,916	\$ 12,654,152
Investments	2,373,856	-	2,373,856
Receivables:			
Taxes	5,098,333	-	5,098,333
Intergovernmental	23,071	-	23,071
Accrued interest.	53,099	-	53,099
Unamortized bond issuance cost	160,722	-	160,722
Materials and supplies inventory	996	-	996
Capital assets:			
Land	80,849	-	80,849
Construction in progress	775,557	-	775,557
Depreciable capital assets, net	4,653,769	-	4,653,769
Capital assets, net.	<u>5,510,175</u>	<u>-</u>	<u>5,510,175</u>
 Total assets.	 <u>25,870,488</u>	 <u>3,916</u>	 <u>25,874,404</u>
Liabilities:			
Accounts payable.	51,557	672	52,229
Contracts payable.	77,768	-	77,768
Accrued wages and benefits	725,998	2,421	728,419
Pension obligation payable.	215,372	5,386	220,758
Intergovernmental payable	104,355	1,095	105,450
Accrued interest payable	40,736	-	40,736
Unearned revenue.	3,951,049	-	3,951,049
Long-term liabilities:			
Due within one year.	507,027	-	507,027
Due in more than one year	13,457,386	-	13,457,386
Total liabilities	<u>19,131,248</u>	<u>9,574</u>	<u>19,140,822</u>
Net Assets:			
Invested in capital assets, net of related debt.	4,197,324	-	4,197,324
Restricted for:			
Capital projects	893,337	-	893,337
Debt service.	33,101	-	33,101
State funded programs	15,016	-	15,016
Federally funded programs	83	-	83
Other	87,102	-	87,102
Unrestricted	<u>1,513,277</u>	<u>(5,658)</u>	<u>1,507,619</u>
Total net assets	<u>\$ 6,739,240</u>	<u>\$ (5,658)</u>	<u>\$ 6,733,582</u>

SEE ACCOMPANYING NOTES TO THE BASIC FINANCIAL STATEMENTS

**FAIRBANKS LOCAL SCHOOL DISTRICT
UNION COUNTY, OHIO**

STATEMENT OF ACTIVITIES
FOR THE FISCAL YEAR ENDED JUNE 30, 2007

	Expenses	Program Revenues		
		Charges for Services and Sales	Operating Grants and Contributions	Capital Grants and Contributions
Governmental activities:				
Instruction:				
Regular	\$ 2,871,704	\$ 114,848	\$ 13,609	\$ -
Special	702,829	-	194,471	-
Vocational	38,027	-	31,225	-
Other	41,822	-	-	-
Support services:				
Pupil.	556,641	27,912	82,895	-
Instructional staff	463,183	-	93,268	-
Board of education	36,443	-	-	-
Administration.	848,147	4,818	5,000	-
Fiscal.	309,120	-	-	-
Operations and maintenance	844,656	-	-	-
Pupil transportation.	771,714	13,333	30,361	8,000
Central	9,000	-	6,000	-
Operation of non-instructional:				
Food service operations.	182,463	120,747	53,699	-
Other non-instructional services	166,805	-	173,283	-
Extracurricular activities	314,072	-	70,006	-
Interest and fiscal charges	638,113	-	-	-
Total governmental activities	8,794,739	281,658	753,817	8,000
Business-type activities:				
Nonmajor enterprise:				
F.E.E.D. Program	49,136	42,627	-	-
Total business-type activities	49,136	42,627	-	-
Totals	\$ 8,843,875	\$ 324,285	\$ 753,817	\$ 8,000

General Revenues:

Property taxes levied for:

- General purposes
- Debt service.
- School district income tax
- Grants and entitlements not restricted to specific programs.
- Investment earnings
- Miscellaneous

Total general revenues.

Change in net assets

Net assets at beginning of year

Net assets at end of year

SEE ACCOMPANYING NOTES TO THE BASIC FINANCIAL STATEMENTS

Net (Expense) Revenue and Changes in Net Assets

Governmental Activities	Business-Type Activities	Total
\$ (2,743,247)	\$ -	\$ (2,743,247)
(508,358)	-	(508,358)
(6,802)	-	(6,802)
(41,822)	-	(41,822)
(445,834)	-	(445,834)
(369,915)	-	(369,915)
(36,443)	-	(36,443)
(838,329)	-	(838,329)
(309,120)	-	(309,120)
(844,656)	-	(844,656)
(720,020)	-	(720,020)
(3,000)	-	(3,000)
(8,017)	-	(8,017)
6,478	-	6,478
(244,066)	-	(244,066)
(638,113)	-	(638,113)
<u>(7,751,264)</u>	<u>-</u>	<u>(7,751,264)</u>
-	(6,509)	(6,509)
-	(6,509)	(6,509)
<u>(7,751,264)</u>	<u>(6,509)</u>	<u>(7,757,773)</u>
4,103,888	-	4,103,888
428,287	-	428,287
1,296,873	-	1,296,873
2,676,221	-	2,676,221
906,962	-	906,962
35,760	-	35,760
<u>9,447,991</u>	<u>-</u>	<u>9,447,991</u>
1,696,727	(6,509)	1,690,218
<u>5,042,513</u>	<u>851</u>	<u>5,043,364</u>
<u>\$ 6,739,240</u>	<u>\$ (5,658)</u>	<u>\$ 6,733,582</u>

**FAIRBANKS LOCAL SCHOOL DISTRICT
UNION COUNTY, OHIO**

BALANCE SHEET
GOVERNMENTAL FUNDS
JUNE 30, 2007

	<u>General</u>	<u>Debt Service</u>	<u>Building</u>	<u>Other Governmental Funds</u>	<u>Total Governmental Funds</u>
Assets:					
Equity in pooled cash and cash equivalents.	\$ 1,926,533	\$ 6,160	\$ 9,219,703	\$ 1,410,738	\$ 12,563,134
Investments	-	-	2,373,856	-	2,373,856
Receivables:					
Taxes	4,392,015	628,971	-	77,347	5,098,333
Intergovernmental	-	-	-	23,071	23,071
Accrued interest	-	-	53,099	-	53,099
Interfund loan	7,843	-	-	-	7,843
Materials and supplies inventory	-	-	-	996	996
Restricted assets:					
Equity in pooled cash and cash equivalents	87,102	-	-	-	87,102
Total assets	<u>\$ 6,413,493</u>	<u>\$ 635,131</u>	<u>\$ 11,646,658</u>	<u>\$ 1,512,152</u>	<u>\$ 20,207,434</u>
Liabilities:					
Accounts payable	\$ 39,043	\$ -	\$ 868	\$ 11,646	\$ 51,557
Contracts payable	-	-	15,563	62,205	77,768
Accrued wages and benefits	705,953	-	-	20,045	725,998
Compensated absences payable	56,696	-	-	-	56,696
Pension obligation payable.	201,319	-	-	14,053	215,372
Intergovernmental payable.	99,401	-	-	4,954	104,355
Interfund loan payable	-	-	-	7,843	7,843
Deferred revenue.	47,351	6,182	3,267	11,688	68,488
Unearned revenue	3,399,613	551,436	-	-	3,951,049
Total liabilities	<u>4,549,376</u>	<u>557,618</u>	<u>19,698</u>	<u>132,434</u>	<u>5,259,126</u>
Fund Balances:					
Reserved for encumbrances	86,365	-	246,802	51,663	384,830
Reserved for materials and supplies inventory.	-	-	-	996	996
Reserved for debt service.	-	6,160	-	-	6,160
Reserved for property tax unavailable for appropriation	450,735	71,353	-	-	522,088
Reserved for BWC refunds	87,102	-	-	-	87,102
Unreserved, undesignated, reported in:					
General fund	1,239,915	-	-	-	1,239,915
Special revenue funds.	-	-	-	17,936	17,936
Capital projects funds.	-	-	11,380,158	1,309,123	12,689,281
Total fund balances	<u>1,864,117</u>	<u>77,513</u>	<u>11,626,960</u>	<u>1,379,718</u>	<u>14,948,308</u>
Total liabilities and fund balances	<u>\$ 6,413,493</u>	<u>\$ 635,131</u>	<u>\$ 11,646,658</u>	<u>\$ 1,512,152</u>	<u>\$ 20,207,434</u>

SEE ACCOMPANYING NOTES TO THE BASIC FINANCIAL STATEMENTS

**FAIRBANKS LOCAL SCHOOL DISTRICT
UNION COUNTY, OHIO**

RECONCILIATION OF TOTAL GOVERNMENTAL FUND BALANCES TO
NET ASSETS OF GOVERNMENTAL ACTIVITIES
JUNE 30, 2007

Total governmental fund balances		\$ 14,948,308
<i>Amounts reported for governmental activities in the statement of net assets are different because:</i>		
Capital assets used in governmental activities are not financial resources and therefore are not reported in the funds.		5,510,175
Other long-term assets are not available to pay for current-period expenditures and therefore are deferred in the funds.		
Taxes	\$ 53,533	
Intergovernmental revenue	11,688	
Accrued interest	3,267	
Total		68,488
In the statement of activities interest is accrued on outstanding notes, whereas in governmental funds, interest expenditures are reported when due.		(40,736)
Unamortized premiums on bond issuance is not recognized in the funds.		(367,280)
Unamortized bond issuance costs are not recognized in the funds.		160,722
Long-term liabilities are not due and payable in the current period and therefore are not reported in the funds.		
Compensated absences	324,112	
General obligation bonds payable	11,490,589	
Capital lease obligations	99,736	
Lease purchase payable	1,395,000	
Energy conservation note	231,000	
Total		(13,540,437)
Net assets of governmental activities		\$ 6,739,240

SEE ACCOMPANYING NOTES TO THE BASIC FINANCIAL STATEMENTS

**FAIRBANKS LOCAL SCHOOL DISTRICT
UNION COUNTY, OHIO**

STATEMENT OF REVENUES, EXPENDITURES AND CHANGES IN FUND BALANCES
GOVERNMENTAL FUNDS
FOR THE FISCAL YEAR ENDED JUNE 30, 2007

	General	Debt Service	Building	Other Governmental Funds	Total Governmental Funds
Revenues:					
From local sources:					
Taxes	\$ 5,717,562	\$ 422,105	\$ -	\$ 113,827	\$ 6,253,494
Tuition	72,089	-	-	-	72,089
Transportation fees	13,333	-	-	-	13,333
Charges for services	-	-	-	120,747	120,747
Earnings on investments	151,697	-	751,998	-	903,695
Extracurricular	-	-	-	59,563	59,563
Classroom materials and fees	-	-	-	42,759	42,759
Other local revenues	32,758	-	3,002	48,093	83,853
Intergovernmental - State	2,830,026	37,732	-	166,337	3,034,095
Intergovernmental - Federal	-	-	-	341,393	341,393
Total revenues	<u>8,817,465</u>	<u>459,837</u>	<u>755,000</u>	<u>892,719</u>	<u>10,925,021</u>
Expenditures:					
Current:					
Instruction:					
Regular	4,170,789	-	-	57,373	4,228,162
Special	642,197	-	-	70,530	712,727
Vocational	37,508	-	-	-	37,508
Other	41,822	-	-	-	41,822
Support services:					
Pupil	426,427	-	-	131,857	558,284
Instructional staff	398,293	-	-	77,626	475,919
Board of education	34,492	-	-	-	34,492
Administration	795,226	-	-	10,736	805,962
Fiscal	306,923	-	-	-	306,923
Operations and maintenance	905,126	-	-	-	905,126
Pupil transportation	856,118	-	-	-	856,118
Central	-	-	-	9,000	9,000
Operation of non-instructional services :					
Food service operations	-	-	-	181,278	181,278
Other non-instructional services	-	-	-	166,626	166,626
Extracurricular activities	212,131	-	-	88,986	301,117
Facilities acquisition and construction	-	-	613,047	163,490	776,537
Capital outlay	113,111	-	-	-	113,111
Debt service:					
Principal retirement	13,375	11,426,000	-	-	11,439,375
Interest and fiscal charges	7,446	617,220	-	-	624,666
Bond issuance costs	-	165,792	-	-	165,792
Total expenditures	<u>8,960,984</u>	<u>12,209,012</u>	<u>613,047</u>	<u>957,502</u>	<u>22,740,545</u>
Excess (deficiency) of revenues over (under) expenditures	<u>(143,519)</u>	<u>(11,749,175)</u>	<u>141,953</u>	<u>(64,783)</u>	<u>(11,815,524)</u>
Other financing sources (uses):					
Transfers in	-	37,834	-	16,365	54,199
Transfers (out)	(54,199)	-	-	-	(54,199)
Sale of bonds	-	11,400,000	60,062	-	11,460,062
Premium on sale of bonds	-	378,866	-	-	378,866
Lease purchase agreement	-	-	-	1,395,000	1,395,000
Capital lease transaction	113,111	-	-	-	113,111
Total other financing sources (uses)	<u>58,912</u>	<u>11,816,700</u>	<u>60,062</u>	<u>1,411,365</u>	<u>13,347,039</u>
Net change in fund balances	(84,607)	67,525	202,015	1,346,582	1,531,515
Fund balances at beginning of year	<u>1,948,724</u>	<u>9,988</u>	<u>11,424,945</u>	<u>33,136</u>	<u>13,416,793</u>
Fund balances at end of year	<u>\$ 1,864,117</u>	<u>\$ 77,513</u>	<u>\$ 11,626,960</u>	<u>\$ 1,379,718</u>	<u>\$ 14,948,308</u>

SEE ACCOMPANYING NOTES TO THE BASIC FINANCIAL STATEMENTS

**FAIRBANKS LOCAL SCHOOL DISTRICT
UNION COUNTY, OHIO**

RECONCILIATION OF THE STATEMENT OF REVENUES, EXPENDITURES
AND CHANGES IN FUND BALANCES OF GOVERNMENTAL FUNDS
TO THE STATEMENT OF ACTIVITIES
FOR THE FISCAL YEAR ENDED JUNE 30, 2007

Net change in fund balances - total governmental funds		\$ 1,531,515
<i>Amounts reported for governmental activities in the statement of activities are different because:</i>		
Governmental funds report capital outlays as expenditures. However, in the statement of activities, the cost of those assets is allocated over their estimated useful lives as depreciation expense. Capital outlays expense exceeds depreciation in the current period accordingly.		
Capital asset additions	\$ 2,700,695	
Current year depreciation	<u>(358,473)</u>	2,342,222
Revenues in the statement of activities that do not provide current financial resources are not reported as revenues in the funds.		
Property taxes	\$ (424,446)	
Intergovernmental revenue	(12,376)	
Accrued interest	<u>3,267</u>	(433,555)
Repayment of notes and capital lease principal is an expenditure in the governmental funds, but the repayment reduces long-term liabilities in the statement of net assets.		
		11,439,375
The issuance of bonds are recorded as an other financing source in the governmental funds, however, the proceeds increase long-term liabilities on the statement of activities.		
		(11,460,062)
The proceeds of lease purchase and capital lease transactions are recorded as revenue in the funds, however, on the statement of activities, they are not reported as revenues as they increase the liabilities on the statement of net assets.		
		(1,508,111)
Premiums on debt issuances are recongnized as revenues in the governmental funds, however, they are amortized over the life of the issuance in the statement of activities.		
		(378,866)
Bond issuance costs are recognized as expenditures in the governmental funds, however, they are amortized over the life of the issuance in the statement of activities.		
		165,792
In the statement of activities, interest expense is recognized as the interest accrues, regardless of when it is due. The additional interest reported in the statement of activities is due to the accrued interest on bonds and additional accumulated accreted interest on the capital appreciation bonds.		
Decrease in accrued interest payable	\$ 10,564	
Accreted interest on "capital appreciation" bonds	(30,527)	
Amortization of bond issue costs	(5,070)	
Amortization of bond premiums	<u>11,586</u>	
Total		(13,447)
Some expenses reported in the statement of activities, such as compensated absences, do not require the use of current financial resources and therefore are not reported as expenditures in governmental funds.		
		<u>11,864</u>
Change in net assets of governmental activities		<u><u>\$ 1,696,727</u></u>

SEE ACCOMPANYING NOTES TO THE BASIC FINANCIAL STATEMENTS

**FAIRBANKS LOCAL SCHOOL DISTRICT
UNION COUNTY, OHIO**

STATEMENT OF REVENUES, EXPENDITURES AND CHANGES IN
FUND BALANCE - BUDGET AND ACTUAL (NON-GAAP BUDGETARY BASIS)
GENERAL FUND
FOR THE FISCAL YEAR ENDED JUNE 30, 2007

	<u>Budgeted Amounts</u>			Variance with Final Budget Positive (Negative)
	<u>Original</u>	<u>Final</u>	<u>Actual</u>	
Revenues:				
From local sources:				
Taxes	\$ 4,996,080	\$ 5,197,495	\$ 5,659,592	\$ 462,097
Tuition.	63,638	66,203	72,089	5,886
Earnings on investments.	114,492	119,107	129,697	10,590
Transportation fees	42,005	43,698	47,583	3,885
Other local revenues	28,918	30,083	32,758	2,675
Intergovernmental - State	2,498,242	2,598,958	2,830,025	231,067
Total revenues	<u>7,743,375</u>	<u>8,055,544</u>	<u>8,771,744</u>	<u>716,200</u>
Expenditures:				
Current:				
Instruction:				
Regular	4,316,687	4,319,630	4,185,747	133,883
Special.	647,895	647,952	628,242	19,710
Vocational.	38,571	37,000	37,401	(401)
Other.	33,011	23,900	32,010	(8,110)
Support services:				
Pupil.	435,951	399,921	422,727	(22,806)
Instructional staff	425,445	443,118	412,540	30,578
Board of education	47,517	60,552	46,076	14,476
Administration.	817,535	835,099	792,736	42,363
Fiscal	315,335	319,124	305,770	13,354
Operations and maintenance.	1,000,498	983,604	970,148	13,456
Pupil transportation	902,487	863,444	875,111	(11,667)
Extracurricular activities.	222,748	213,636	215,991	(2,355)
Total expenditures	<u>9,203,680</u>	<u>9,146,980</u>	<u>8,924,499</u>	<u>222,481</u>
Deficiency of revenues (under) expenditures.	<u>(1,460,305)</u>	<u>(1,091,436)</u>	<u>(152,755)</u>	<u>938,681</u>
Other financing sources (uses):				
Refund of prior year expenditure.	10,400	10,819	11,781	962
Transfers in.	40,632	42,272	46,030	3,758
Transfers (out)	(103,364)	(111,022)	(100,229)	10,793
Advances in.	11,106	11,554	12,581	1,027
Advances (out)	(8,088)	(20,000)	(7,843)	12,157
Total other financing sources (uses)	<u>(49,314)</u>	<u>(66,377)</u>	<u>(37,680)</u>	<u>28,697</u>
Net change in fund balance	(1,509,619)	(1,157,813)	(190,435)	967,378
Fund balance at beginning of year.	1,954,128	1,954,128	1,954,128	-
Prior year encumbrances appropriated	103,311	103,311	103,311	-
Fund balance at end of year	<u>\$ 547,820</u>	<u>\$ 899,626</u>	<u>\$ 1,867,004</u>	<u>\$ 967,378</u>

SEE ACCOMPANYING NOTES TO THE BASIC FINANCIAL STATEMENTS

**FAIRBANKS LOCAL SCHOOL DISTRICT
UNION COUNTY, OHIO**

STATEMENT OF NET ASSETS
PROPRIETARY FUND
JUNE 30, 2007

	Non-Major Enterprise Fund
Assets:	
Current assets:	
Equity in pooled cash and cash equivalents.	\$ 3,916
Total assets	3,916
Liabilities:	
Accounts payable.	672
Accrued wages and benefits	2,421
Pension obligation payable.	5,386
Intergovernmental payable	1,095
Total liabilities	9,574
Net assets:	
Unrestricted	(5,658)
Total net assets.	\$ (5,658)

SEE ACCOMPANYING NOTES TO THE BASIC FINANCIAL STATEMENTS

**FAIRBANKS LOCAL SCHOOL DISTRICT
UNION COUNTY, OHIO**

STATEMENT OF REVENUES, EXPENSES AND
CHANGES IN NET ASSETS
PROPRIETARY FUND
FOR THE FISCAL YEAR ENDED JUNE 30, 2007

	Non-Major Enterprise Fund
Operating revenues:	
Tuition and fees	\$ 42,627
Total operating revenues	42,627
 Operating expenses:	
Personal services.	43,495
Purchased services.	125
Materials and supplies.	4,163
Other.	1,353
Total operating expenses	49,136
Operating loss/change in net assets.	(6,509)
 Net assets at beginning of year	 851
Net assets at end of year.	\$ (5,658)

SEE ACCOMPANYING NOTES TO THE BASIC FINANCIAL STATEMENTS

**FAIRBANKS LOCAL SCHOOL DISTRICT
UNION COUNTY, OHIO**

STATEMENT OF CASH FLOWS
PROPRIETARY FUND
FOR THE FISCAL YEAR ENDED JUNE 30, 2007

		Non-Major Enterprise Fund
Cash flows from operating activities:		
Cash received from tuition and fees.	\$	42,627
Cash payments for personal services		(37,243)
Cash payments for purchased services		(125)
Cash payments for materials and supplies.		(4,163)
Cash payments for other expenses.		(197)
		<hr/>
Net cash provided by operating activities		899
Cash and cash equivalents at beginning of year . . .		3,017
Cash and cash equivalents at end of year	\$	<u><u>3,916</u></u>
 Reconciliation of operating loss to net cash provided by operating activities:		
Operating loss	\$	(6,509)
Changes in liabilities:		
Increase in accounts payable		672
Increase in intergovernmental payable		768
Increase in accrued wages and benefits.		2,421
Increase in pension obligation payable.		3,547
		<hr/>
Net cash provided by operating activities	\$	<u><u>899</u></u>

SEE ACCOMPANYING NOTES TO THE BASIC FINANCIAL STATEMENTS

**FAIRBANKS LOCAL SCHOOL DISTRICT
UNION COUNTY, OHIO**

STATEMENT OF FIDUCIARY NET ASSETS
FIDUCIARY FUNDS
JUNE 30, 2007

	Private-Purpose Trust	Agency
Assets:		
Equity in pooled cash and cash equivalents	\$ 67,679	\$ 40,442
Total assets.	67,679	\$ 40,442
Liabilities:		
Accounts payable.	238	\$ 852
Intergovernmental payable	-	178
Due to students	-	39,412
Total liabilities	238	\$ 40,442
Net Assets:		
Held in trust for scholarships	67,441	
Total net assets	\$ 67,441	

SEE ACCOMPANYING NOTES TO THE BASIC FINANCIAL STATEMENTS

**FAIRBANKS LOCAL SCHOOL DISTRICT
UNION COUNTY, OHIO**

STATEMENT OF CHANGES IN FIDUCIARY NET ASSETS
FIDUCIARY FUND
FOR THE FISCAL YEAR ENDED JUNE 30, 2007

	Private-Purpose Trust
Additions:	
Interest	\$ 2,242
Total additions.	2,242
Deductions:	
Scholarships awarded	1,194
Change in net assets	1,048
Net assets at beginning of year	66,393
Net assets at end of year.	\$ 67,441

SEE ACCOMPANYING NOTES TO THE BASIC FINANCIAL STATEMENTS

THIS PAGE IS INTENTIONALLY LEFT BLANK

**FAIRBANKS LOCAL SCHOOL DISTRICT
UNION COUNTY, OHIO**

**NOTES TO THE BASIC FINANCIAL STATEMENTS
FOR THE FISCAL YEAR ENDED JUNE 30, 2007**

NOTE 1 - DESCRIPTION OF THE SCHOOL DISTRICT

The Fairbanks Local School District (the "District") is a body politic and corporate established for the purpose of exercising the rights and privileges conveyed to it by the constitution and laws of the State of Ohio. The District is a local district as defined by Section 3311.02 of the Ohio Revised Code. The District operates under an elected Board of Education (5 members) and is responsible for the provision of public education to residents of the District.

The District ranks 503rd largest by enrollment among the 876 public and community schools in the State of Ohio. The District employs 68 certified employees and 49 non-certificated employees to provide services to approximately 931 students. The District cooperates with the Delaware-Union County Educational Service Center, a separate entity, for curricular services.

The District provides regular and special instruction. The District also provides support services for pupils, instructional staff, general and school administration, business and fiscal services, facilities acquisition and construction services, operation and maintenance of plant, student transportation, food services, extracurricular activities and non-programmed services.

NOTE 2 - SUMMARY OF SIGNIFICANT ACCOUNTING POLICIES

The basic financial statements of the District have been prepared in conformity with accounting principles generally accepted in the United States of America (GAAP) as applied to governmental units. The Governmental Accounting Standards Board (GASB) is the accepted standard-setting body for establishing governmental accounting and financial reporting principles. The District also applies Financial Accounting Standards Board (FASB) Statements and Interpretations issued on or before November 30, 1989, to its governmental and business-type activity and to its enterprise fund provided they do not conflict with or contradict GASB pronouncements. The District has the option to also apply FASB Statements and Interpretations issued after November 30, 1989 to its business-type activities and enterprise fund, subject to this same limitation. The District has elected not to apply these FASB Statements and Interpretations. The District's significant accounting policies are described below.

A. Reporting Entity

The reporting entity has been defined in accordance with GASB Statement No. 14, "The Financial Reporting Entity" as amended by GASB Statement No. 39, "Determining Whether Certain Organizations Are Component Units". The reporting entity is composed of the primary government, component units and other organizations that are included to ensure that the basic financial statements of the District are not misleading. The primary government consists of all funds, departments, boards and agencies that are not legally separate from the District. For the District, this includes general operations, food services, and student related activities of the District.

**FAIRBANKS LOCAL SCHOOL DISTRICT
UNION COUNTY, OHIO**

NOTES TO THE BASIC FINANCIAL STATEMENTS
FOR THE FISCAL YEAR ENDED JUNE 30, 2007

NOTE 2 - SUMMARY OF SIGNIFICANT ACCOUNTING POLICIES - (Continued)

Component units are legally separate organizations for which the District is financially accountable. The District is financially accountable for an organization if the District appoints a voting majority of the organization's governing board and (1) the District is able to significantly influence the programs or services performed or provided by the organization; or (2) the District is legally entitled to or can otherwise access the organization's resources; or (3) the District is legally obligated or has otherwise assumed the responsibility to finance the deficits of, or provide financial support to the organization; or (4) the District is obligated for the debt of the organization. Component units may also include organizations that are fiscally dependent on the District in that the District approves the debt, the issuance of debt, or the levying of taxes. Based upon the application of these criteria, the District has no component units. The financial statements of the reporting entity include only those of the District (the primary government). The following organizations are described due to their relationship to the District.

JOINTLY GOVERNED ORGANIZATIONS

Metropolitan Educational Council (MEC)

The MEC is a not for profit educational council whose primary purpose and objective is to contribute to the educational services available to school districts in Franklin County and surrounding areas by cooperative action membership. The governing board consists of a representative from each of the Franklin County districts. Districts outside of Franklin County are associate members and each county selects a single district to represent them on the governing board. MEC is its own fiscal agent. The District does not have an ongoing financial interest in or ongoing financial responsibility for MEC. MEC provides computers services to the District.

Tolles Career & Technical Center (TCTC)

The TCTC is a jointly governed organization of the District. The District's Board of Education appoints one member to the seven member Board of Education of TCTC. However, the financial statements of the TCTC are not included within the District's reporting entity as the District can not impose its will and there is no financial benefit, financial burden relationship or related party transactions between the District and TCTC.

INSURANCE PURCHASING POOLS

Ohio Association of School Business Officials Workers' Compensation Group Rating Program

The District participates in a group rating plan for workers' compensation as established under Section 4123.29 of the Ohio Revised Code. The Ohio Association of School Business Officials Workers' Compensation Group Rating Plan (the "GRP") was established through the Ohio Association of School Business Officials (OASBO) as a group purchasing pool. Refer to Note 12.B. for more detail.

B. Fund Accounting

The District uses funds to report its financial position and the results of its operations. A fund is a separate accounting entity with a self-balancing set of accounts. Fund accounting is designed to demonstrate legal compliance and to aid financial management by segregating transactions related to certain school district activities or functions. Funds are classified into three categories: governmental, proprietary and fiduciary. Each category is divided into separate fund types.

**FAIRBANKS LOCAL SCHOOL DISTRICT
UNION COUNTY, OHIO**

NOTES TO THE BASIC FINANCIAL STATEMENTS
FOR THE FISCAL YEAR ENDED JUNE 30, 2007

NOTE 2 - SUMMARY OF SIGNIFICANT ACCOUNTING POLICIES - (Continued)

GOVERNMENTAL FUNDS

Governmental funds focus on the sources, uses and balances of current financial resources. Expendable assets are assigned to the various governmental funds according to the purposes for which they may or must be used. Current liabilities are assigned to the fund from which they will be paid. The difference between governmental fund assets and liabilities is reported as fund balance. The following are the District's major governmental funds:

General Fund - The general fund is used to account for all financial resources except those required to be accounted for in another fund. The general fund balance is available for any purpose provided it is expended or transferred according to the general laws of Ohio.

Debt Service Fund - The debt service fund is used to account for the accumulation of resources and payment of general obligation bond and principal and interest from governmental resources when the government is obligated in some manner for payment.

Building Fund - This fund is used to account for transactions associated with building construction and improvements.

Other governmental funds of the District are used to account for (a) financial resources to be used for the acquisition, construction, or improvement of capital facilities other than those financed by the building fund and trust funds; (b) for grants and other resources whose use is restricted to a particular purpose; and (c) for food service and uniform school supplies operations.

PROPRIETARY FUNDS

Proprietary funds are used to account for the District's ongoing activities which are similar to those often found in the private sector where the determination of net income is necessary or useful to sound financial administration. The following is the District's only proprietary fund:

Nonmajor Enterprise Fund - The enterprise funds are used to account for operations (a) that are financed and operated in a manner similar to private business enterprises—where the intent of the governing body is that the costs (expenses, including depreciation) of providing goods or services to the general public on a continuing basis be financed or recovered primarily through user charges; or (b) where the governing body has decided that periodic determination of revenues earned, expenses incurred, and/or net income is appropriate for capital maintenance, public policy, management control, accountability, or other purposes. The District has one nonmajor enterprise fund to account for the Fairbanks Elementary Extended Day Program (F.E.E.D. Program). This enterprise fund is considered a nonmajor enterprise fund.

FIDUCIARY FUNDS

Fiduciary fund reporting focuses on net assets and changes in net assets. The fiduciary fund category is split into three classifications: investment trust funds, private-purpose trust funds and agency funds. Trust funds are used to account for assets held by the District under a trust agreement for individuals, private organizations, or other governments and are therefore not available to support the District's own programs. The private-purpose trust fund accounts for scholarship programs for students. Agency funds are custodial in nature (assets equal liabilities) and do not involve measurement of results of operations. The agency fund accounts for student activities.

**FAIRBANKS LOCAL SCHOOL DISTRICT
UNION COUNTY, OHIO**

NOTES TO THE BASIC FINANCIAL STATEMENTS
FOR THE FISCAL YEAR ENDED JUNE 30, 2007

NOTE 2 - SUMMARY OF SIGNIFICANT ACCOUNTING POLICIES - (Continued)

C. Basis of Presentation and Measurement Focus

Government-wide Financial Statements - The statement of net assets and the statement of activities display information about the District as a whole. These statements include the financial activities of the primary government, except for fiduciary funds. The statements distinguish between those activities of the District that are governmental and those that are considered business-type activities.

The government-wide statements are prepared using the economic resources measurement focus. This is the same approach used in the preparation of the proprietary fund financial statements but differs from the manner in which governmental fund financial statements are prepared. Governmental fund financial statements therefore include a reconciliation with brief explanations to better identify the relationship between the government-wide statements and the statements for governmental funds.

The government-wide statement of activities presents a comparison between direct expenses and program revenues for each segment of the business-type activities of the District and for each function or program of the District's governmental activities. Direct expenses are those that are specifically associated with a service, program or department and are therefore clearly identifiable to a particular function. Program revenues include charges paid by the recipient of the goods or services offered by the program and grants and contributions that are restricted to meeting the operational or capital requirements of a particular program. Revenues which are not classified as program revenues are presented as general revenues of the District. The comparison of direct expenses with program revenues identifies the extent to which each business segment or governmental function is self-financing or draws from the general revenues of the District.

Fund Financial Statements - Fund financial statements report detailed information about the District. The focus of governmental and enterprise fund financial statements is on major funds rather than reporting funds by type. Each major fund is presented in a separate column. Nonmajor funds are aggregated and presented in a single column. Fiduciary funds are reported by fund type.

The accounting and financial reporting treatment applied to a fund is determined by its measurement focus. All governmental funds are accounted for using a flow of current financial resources measurement focus. The financial statements for governmental funds are a balance sheet, which generally includes only current assets and current liabilities, and a statement of revenues, expenditures and changes in fund balances, which reports on the sources (i.e., revenues and other financing sources) and uses (i.e., expenditures and other financing uses) of current financial resources.

All proprietary funds are accounted for on a flow of economic resources measurement focus. With this measurement focus, all assets and all liabilities associated with the operation of these funds are included on the statement of net assets. The statement of changes in fund net assets presents increases (i.e., revenues) and decreases (i.e., expenses) in net total assets. The statement of cash flows provides information about how the District finances and meets the cash flow needs of its proprietary activities.

Proprietary funds distinguish operating revenues and expenses from nonoperating items. Operating revenues and expenses generally result from providing services and producing and delivering goods in connection with a proprietary fund's principal ongoing operation. For the District, these revenues are sales for the F.E.E.D Program and expenses incurred in operating the F.E.E.D Program. All revenues and expenses not meeting this definition are reported as nonoperating revenues and expenses.

The private-purpose trust fund is reported using the economic resources measurement focus. The agency fund does not report a measurement focus as it does not report operations.

**FAIRBANKS LOCAL SCHOOL DISTRICT
UNION COUNTY, OHIO**

NOTES TO THE BASIC FINANCIAL STATEMENTS
FOR THE FISCAL YEAR ENDED JUNE 30, 2007

NOTE 2 - SUMMARY OF SIGNIFICANT ACCOUNTING POLICIES - (Continued)

D. Basis of Accounting

Basis of accounting determines when transactions are recorded in the financial records and reported on the financial statements. Government-wide financial statements are prepared using the accrual basis of accounting. Governmental funds use the modified accrual basis of accounting on the fund financial statements. Proprietary and fiduciary funds also use the accrual basis of accounting.

Revenues - Exchange and Non-exchange Transactions - Revenue resulting from exchange transactions, in which each party gives and receives essentially equal value, is recorded on the accrual basis when the exchange takes place. On a modified accrual basis, revenue is recorded in the fiscal year in which the resources are measurable and become available. Available means that the resources will be collected within the current fiscal year or are expected to be collected soon enough thereafter to be used to pay liabilities of the current fiscal year. For the District, available means expected to be received within sixty days of fiscal year-end.

Nonexchange transactions, in which the District receives value without directly giving equal value in return, include property taxes, income taxes, grants, entitlements and donations. On an accrual basis, revenue from property taxes is recognized in the fiscal year for which the taxes are levied (see Note 6) and revenue from income taxes is recognized in the year in which the income is earned (see Note 8). Revenue from grants, entitlements and donations is recognized in the fiscal year in which all eligibility requirements have been satisfied.

Eligibility requirements include timing requirements, which specify the year when the resources are required to be used or the fiscal year when use is first permitted, matching requirements, in which the District must provide local resources to be used for a specified purpose, and expenditure requirements, in which the resources are provided to the District on a reimbursement basis. On a modified accrual basis, revenue from nonexchange transactions must also be available before it can be recognized.

Under the modified accrual basis, the following revenue sources are considered to be both measurable and available at fiscal year-end: property taxes available as an advance, income taxes, interest, tuition and grants.

Unearned Revenue and Deferred Revenue - Unearned revenue and deferred revenue arise when assets are recognized before revenue recognition criteria have been satisfied.

Property taxes for which there is an enforceable legal claim as of June 30, 2007, but which were levied to finance fiscal year 2008 operations, and other revenues received in advance of the fiscal year for which they are intended to finance, have been recorded as unearned revenue. Grants and entitlements received before the eligibility requirements are met and delinquent property taxes due at June 30, 2007 are recorded as deferred revenue.

On governmental fund financial statements, receivables that will not be collected within the available period have been reported as deferred revenue.

Expenses/Expenditures - On the accrual basis of accounting, expenses are recognized at the time they are incurred. The fair value of donated commodities used during the year is reported in the operating statement as an expense with a like amount reported as donated commodities revenue. Unused donated commodities are reported as donated commodities revenue.

**FAIRBANKS LOCAL SCHOOL DISTRICT
UNION COUNTY, OHIO**

**NOTES TO THE BASIC FINANCIAL STATEMENTS
FOR THE FISCAL YEAR ENDED JUNE 30, 2007**

NOTE 2 - SUMMARY OF SIGNIFICANT ACCOUNTING POLICIES - (Continued)

The measurement focus of governmental fund accounting is on decreases in net financial resources (expenditures) rather than expenses. Expenditures are generally recognized in the accounting period in which the related fund liability is incurred, if measurable. Allocations of cost, such as depreciation and amortization, are not recognized in governmental funds.

E. Budgets

The District is required by state statute to adopt an annual appropriated cash basis budget for all funds. The specific timetable for fiscal year 2007 is as follows:

1. Prior to January 15, the Superintendent and Treasurer submit to the Board of Education a proposed operating budget for the fiscal year commencing the following July 1. The budget includes proposed expenditures and the means of financing for all funds. Public hearings are publicized and conducted to obtain taxpayers' comments. The expressed purpose of this budget document is to reflect the need for existing (or increased) tax rates.
2. By no later than January 20, the board-adopted budget is filed with the County Budget Commission for tax rate determination. The Union County Auditors office waived this requirement for fiscal 2007.
3. Prior to April 1, the Board of Education accepts, by formal resolution, the tax rates as determined by the Budget Commission and receives the Commission's Certificate of Estimated Resources which states the projected revenue of each fund. Prior to June 30, the District must revise its budget so that total contemplated expenditures from any fund during the ensuing year will not exceed the amount stated in the Certificate of Estimated Resources. The revised budget then serves as a basis for the appropriation measure. On or about July 1, the Certificate is amended to include any unencumbered balances from the preceding year as reported by the District Treasurer. The Certificate may be further amended during the year if projected increases or decreases in revenue are identified by the District Treasurer. The amounts reported as the original and final budgeted revenue amount in the budgetary statement reflect the amounts set forth in the original and final Certificates of Estimated Resources issued for fiscal year 2007.
4. By July 1, the Annual Appropriation Resolution is legally enacted by the Board of Education at the fund level of expenditures, which is the legal level of budgetary control. (State statute permits a temporary appropriation to be effective until no later than October 1 of each year). Resolution appropriations by fund must be within the estimated resources as certified by the County Budget Commission and the total of expenditures may not exceed the appropriation totals.
5. Any revisions that alter the total of any fund appropriation must be approved by the Board of Education. Although the legal level of control has been established at the fund level of expenditures, the District has elected to present the budgetary statement for the general fund at the fund and function level of expenditures in the basic financial statements.
6. Formal budgetary integration is employed as a management control device during the year for all funds consistent with the general obligation bond indenture and other statutory provisions.

**FAIRBANKS LOCAL SCHOOL DISTRICT
UNION COUNTY, OHIO**

**NOTES TO THE BASIC FINANCIAL STATEMENTS
FOR THE FISCAL YEAR ENDED JUNE 30, 2007**

NOTE 2 - SUMMARY OF SIGNIFICANT ACCOUNTING POLICIES - (Continued)

7. Appropriations amounts are as originally adopted, or as amended by the Board of Education through the year by supplemental appropriations which either reallocated, increased or decreased the original appropriated amounts. All supplemental appropriations included were legally enacted by the Board during fiscal 2007.
8. Unencumbered appropriations lapse at year-end. Encumbered appropriations are carried forward to the succeeding fiscal year and need not be reappropriated. Cash disbursements may not legally exceed budgeted appropriations at the fund level.

As part of formal budgetary control, purchase orders, contracts and other commitments for the expenditure of monies are recorded as the equivalent of expenditures on the non-GAAP budgetary basis in order to reserve that portion of the applicable appropriation and to determine and maintain legal compliance. On the governmental fund financial statements, encumbrances outstanding at year-end (not already recorded in accounts payable) are reported as a reservation of fund balance. A reserve for encumbrances is not reported on government-wide financial statements.

F. Cash and Investments

To improve cash management, cash received by the District is pooled. Monies for all funds, including proprietary funds, are maintained in this pool. Individual fund integrity is maintained through the District's records. Each fund's interest in the pool is presented as "Equity in Pooled Cash and Cash Equivalents" on the financial statements.

During fiscal year 2007, investments were limited to federal agency securities, U.S. Government money market mutual funds, negotiable certificates of deposit, and investments in the State Treasury Asset Reserve of Ohio (STAR Ohio).

Except for nonparticipating investment contracts, investments are reported at fair value which is based on quoted market prices. Nonparticipating investment contracts, such as negotiable certificates of deposit, are reported at cost.

The District has invested funds in STAR Ohio during fiscal 2007. STAR Ohio is an investment pool managed by the State Treasurer's Office, which allows governments within the state to pool their funds for investment purposes. STAR Ohio is not registered with the SEC as an investment company, but does operate in a manner consistent with Rule 2a7 of the Investment Company Act of 1940. Investments in STAR Ohio are valued at STAR Ohio's share price which is the price the investment could be sold for on June 30, 2007.

Under existing Ohio statute, interest earnings are allotted to the general fund unless the Board of Education has, by resolution, specified funds to receive an allocation of interest earnings. Interest revenue credited to the general fund during fiscal 2007 amounted to \$151,697 which includes \$24,115 assigned from other District funds.

**FAIRBANKS LOCAL SCHOOL DISTRICT
UNION COUNTY, OHIO**

NOTES TO THE BASIC FINANCIAL STATEMENTS
FOR THE FISCAL YEAR ENDED JUNE 30, 2007

NOTE 2 - SUMMARY OF SIGNIFICANT ACCOUNTING POLICIES - (Continued)

For purposes of the statement of cash flows and for presentation on the financial statements, investments of the cash management pool and investments with original maturities of three months or less at the time they are purchased by the District are considered to be cash equivalents. Investments with an initial maturity of more than three months are reported as investments.

An analysis of the District's investment account at year-end is provided in Note 4.

G. Inventory

On government-wide and fund financial statements, inventories are presented at the lower of cost or market on a first-in, first-out basis and are expensed when used. Inventories are accounted for using the consumption method.

On fund financial statements, inventories of proprietary funds are stated at the lower of cost or market. For all funds, cost is determined on a first-in, first-out basis. Inventory consists of donated food and purchased food.

H. Capital Assets

General capital assets are those assets not specifically related to activities reported in the proprietary funds. These assets generally result from expenditures in the governmental funds. These assets are reported in the governmental activities column of the government-wide statement of net assets but are not reported in the fund financial statements.

All capital assets are capitalized at cost (or estimated historical cost) and updated for additions and retirements during the year. The District maintains a capitalization threshold of \$500. Donated capital assets are recorded at their fair market values as of the date received. The District does not possess any infrastructure. Improvements are capitalized; the costs of normal maintenance and repairs that do not add to the value of the asset or materially extend an asset's life are not. Interest incurred during the construction of capital assets is not capitalized.

All reported capital assets except land and construction in progress are depreciated. Improvements are depreciated over the remaining useful lives of the related capital assets. Depreciation is computed using the straight-line method over the following useful lives:

<u>Description</u>	<u>Governmental Activities Estimated Lives</u>
Land improvements	20 years
Buildings and improvements	20 - 50 years
Furniture/equipment	5 - 20 years
Vehicles	8 years

**FAIRBANKS LOCAL SCHOOL DISTRICT
UNION COUNTY, OHIO**

NOTES TO THE BASIC FINANCIAL STATEMENTS
FOR THE FISCAL YEAR ENDED JUNE 30, 2007

NOTE 2 - SUMMARY OF SIGNIFICANT ACCOUNTING POLICIES - (Continued)

I. Interfund Balances

On fund financial statements, receivables and payables resulting from short-term interfund loans are classified as “interfund loans receivable/payable.” These amounts are eliminated in the governmental and business-type activities columns of the statement of net assets, except for the net residual amounts due between governmental and business-type activities, which are presented as internal balances.

J. Compensated Absences

Compensated absences of the District consist of vacation leave and severance liability to the extent that payments to the employee for these absences are attributable to services already rendered and are not contingent on a specific event that is outside the control of the District and the employee.

In accordance with the provisions of GASB Statement No. 16, “Accounting for Compensated Absences”, a liability for vacation leave is accrued if a) the employees’ rights to payment are attributable to services already rendered; and b) it is probable that the employer will compensate the employees for the benefits through paid time off or other means, such as cash payment at termination or retirement. A liability for severance is accrued using the vesting method; i.e., the liability is based on the sick leave accumulated at the balance sheet date by those employees who are currently eligible to receive termination (severance) payments, as well as those employees expected to become eligible in the future. For purposes of establishing a liability for severance on employees expected to become eligible to retire in the future, all employees with at least 10 years of service at any age were considered expected to become eligible to retire in accordance with GASB Statement No. 16. The District has also recorded a liability for all employees with at least 20 years of service.

The total liability for vacation and severance payments has been calculated using pay rates in effect at June 30, 2007, and reduced to the maximum payment allowed by labor contract and/or statute, plus any additional salary related payments.

The entire compensated absence liability is reported on the government-wide financial statements.

In the governmental fund financial statements, compensated absences are reported to the extent that a known liability for an employee’s retirement/resignation has been incurred by fiscal year-end. These amounts are recorded in the account “compensated absences payable” in the fund from which the employees are paid. In proprietary funds, the entire amount of compensated absences is reported as a fund liability.

K. Accrued Liabilities and Long-Term Obligations

All payables, accrued liabilities and long-term obligations are reported in the government-wide financial statements, and all payables, accrued liabilities and long-term obligations payable from proprietary funds are reported on the proprietary fund financial statements.

**FAIRBANKS LOCAL SCHOOL DISTRICT
UNION COUNTY, OHIO**

**NOTES TO THE BASIC FINANCIAL STATEMENTS
FOR THE FISCAL YEAR ENDED JUNE 30, 2007**

NOTE 2 - SUMMARY OF SIGNIFICANT ACCOUNTING POLICIES - (Continued)

In general, governmental fund payables and accrued liabilities that, once incurred, are paid in a timely manner and in full from current financial resources, are reported as obligations of the funds. However, compensated absences and contractually required pension obligations that will be paid from governmental funds are reported as a liability in the fund financial statements only to the extent that they are due for payment during the current year. Bonds, capital leases and lease-purchase agreements are recognized as a liability on the fund financial statements when due.

L. Fund Balance Reserves

The District reserves those portions of fund equity which are legally segregated for a specific future use or which do not represent available expendable resources and therefore are not available for appropriation or expenditure. Unreserved fund balance indicates that portion of fund equity which is available for appropriation in future periods. Fund equity reserves have been established for encumbrances, materials and supplies inventory, debt service, property taxes unavailable for appropriation and Bureau of Workers' Compensation (BWC) refunds. The reserve for property taxes unavailable for appropriation represents taxes recognized as revenue under GAAP but not available for appropriation under state statute.

M. Net Assets

Net assets represent the difference between assets and liabilities. Net assets invested in capital assets, net of related debt consists of capital assets, net of accumulated depreciation, reduced by the outstanding balances of any borrowings used for the acquisition, construction or improvement of those assets. Net assets are reported as restricted when there are limitations imposed on their use either through enabling legislation or through external restrictions imposed by creditors, grantors or laws or regulations of other governments. Net assets restricted for other purposes include monies restricted by State statute for budget stabilization.

The District applies restricted resources first when an expense is incurred for purposes for which both restricted and unrestricted net assets are available.

N. Parochial Schools

Within the District boundaries, St. John Lutheran School and St. Paul Lutheran School operate as private schools. Current state legislation provides funding to the parochial schools. The monies are received and disbursed on behalf of the parochial schools by the Treasurer of the District, as directed by the parochial schools. The activity is reflected in a nonmajor governmental fund of the District.

O. Estimates

The preparation of the basic financial statements in conformity with GAAP requires management to make estimates and assumptions that affect the amounts reported in the basic financial statements and accompanying notes. Actual results may differ from those estimates.

**FAIRBANKS LOCAL SCHOOL DISTRICT
UNION COUNTY, OHIO**

**NOTES TO THE BASIC FINANCIAL STATEMENTS
FOR THE FISCAL YEAR ENDED JUNE 30, 2007**

NOTE 2 - SUMMARY OF SIGNIFICANT ACCOUNTING POLICIES - (Continued)

P. Restricted Assets

Assets are reported as restricted assets when limitations on their use change the normal understanding of the availability of the asset. Such constraints are either imposed by creditors, contributors, grantors, or laws of other governments or imposed by enabling legislation. Restricted assets include certain BWC refunds restricted in use by State statute. See Note 17 for details.

Q. Interfund Activity

Transfers between governmental and business-type activities on the government-wide statements are reported in the same manner as general revenues.

Exchange transactions between funds are reported as revenues in the seller funds and as expenditures/expenses in the purchaser funds. Flows of cash or goods from one fund to another without a requirement for repayment are reported as interfund transfers. Interfund transfers are reported as other financing sources/uses in governmental funds and after nonoperating revenues/expenses in proprietary funds. Repayments from funds responsible for particular expenditures/expenses to the funds that initially paid for them are not presented on the financial statements.

R. Extraordinary and Special Items

Extraordinary items are transactions or events that are both unusual in nature and infrequent in occurrence. Special items are transactions or events that are within the control of the Board of Education and that are either unusual in nature or infrequent in occurrence. Neither type of transaction occurred during fiscal 2007.

S. Bond Issuance Costs/Premiums

On government-wide financial statements, issuance costs are defined and amortized over the term of the bonds using the straight line method, which approximates the effective interest method. Unamortized issuance costs are recorded as a separate line item on the Statement of Net Assets.

Bond premiums are deferred and accreted over the term of the bonds. Bond premiums are presented as an addition to the face amount of the bonds.

On the governmental fund financial statements, issuance costs and bond premiums are recognized in the current period. A reconciliation between the bonds face value and the amount reported on the statement of net assets is presented in Note 11.A.

**FAIRBANKS LOCAL SCHOOL DISTRICT
UNION COUNTY, OHIO**

NOTES TO THE BASIC FINANCIAL STATEMENTS
FOR THE FISCAL YEAR ENDED JUNE 30, 2007

NOTE 3 - ACCOUNTABILITY AND COMPLIANCE

Deficit Fund Balances/Net Assets

Fund balances/net assets at June 30, 2007 included the following individual fund deficits:

	<u>Deficit</u>
<u>Nonmajor Governmental Funds</u>	
Food Service Fund	\$ 8,446
District Managed Student Activity	2,277
EMIS	123
Title VI-B	6,231
Title I, Disadvantaged Children	524
Title VI	35
Title VI-R	808
Miscellaneous Federal Grants	206
 <u>Nonmajor Enterprise Fund</u>	
Fairbanks Elementary Extended Day Program (F.E.E.D Program)	5,658

The general fund is liable for any deficits in these funds and provides transfers when cash is required, not when accruals occur. The deficit fund balances/net assets result from adjustments for accrued liabilities.

NOTE 4 - DEPOSITS AND INVESTMENTS

State statutes classify monies held by the District into three categories.

Active deposits are public deposits necessary to meet current demands on the treasury. Such monies must be maintained either as cash in the District treasury, in commercial accounts payable or withdrawable on demand, including negotiable order of withdrawal (NOW) accounts, or in money market deposit accounts.

Inactive deposits are public deposits that the Board of Education has identified as not required for use within the current five year period of designation of depositories. Inactive deposits must either be evidenced by certificates of deposit maturing not later than the end of the current period of designation of depositories, or by savings or deposit accounts including, but not limited to, passbook accounts.

Interim deposits are deposits of interim monies. Interim moneys are those monies which are not needed for immediate use but which will be needed before the end of the current period of designation of depositories. Interim deposits must be evidenced by time certificates of deposit maturing not more than one year from the date of deposit or by savings or deposit accounts including passbook accounts.

Interim monies may be deposited or invested in the following securities:

1. United States Treasury Notes, Bills, Bonds, or any other obligation or security issued by the United States Treasury or any other obligation guaranteed as to principal and interest by the United States;

**FAIRBANKS LOCAL SCHOOL DISTRICT
UNION COUNTY, OHIO**

**NOTES TO THE BASIC FINANCIAL STATEMENTS
FOR THE FISCAL YEAR ENDED JUNE 30, 2007**

NOTE 4 - DEPOSITS AND INVESTMENTS - (Continued)

2. Bonds, notes, debentures, or any other obligations or securities issued by any federal government agency or instrumentality, including but not limited to, the Federal National Mortgage Association, Federal Home Loan Bank, Federal Farm Credit Bank, Federal Home Loan Mortgage Corporation, Government National Mortgage Association, and Student Loan Marketing Association. All federal agency securities shall be direct issuances of federal government agencies or instrumentalities;
3. Written repurchase agreements in the securities listed above provided that the market value of the securities subject to the repurchase agreement must exceed the principal value of the agreement by at least two percent and be marked to market daily, and that the term of the agreement must not exceed thirty days;
4. Bonds and other obligations of the State of Ohio;
5. No-load money market mutual funds consisting exclusively of obligations described in items (1) and (2) above and repurchase agreements secured by such obligations, provided that investments in securities described in this division are made only through eligible institutions;
6. The State Treasurer's investment pool (STAR Ohio);
7. Certain banker's acceptance and commercial paper notes for a period not to exceed one hundred eighty days from the purchase date in an amount not to exceed twenty-five percent of the interim monies available for investment at any one time: and,
8. Under limited circumstances, corporate debt interests rated in either of the two highest classifications by at least two nationally recognized rating agencies.

Protection of the District's deposits is provided by the Federal Deposit Insurance Corporation (FDIC), by eligible securities pledged by the financial institution as security for repayment, by surety company bonds deposited with the Treasurer by the financial institution or by a single collateral pool established by the financial institution to secure the repayment of all public monies deposited with the institution.

Investments in stripped principal or interest obligations, reverse repurchase agreements and derivatives are prohibited. The issuance of taxable notes for the purpose of arbitrage, the use of leverage and short selling are also prohibited. An investment must mature within five years from the date of purchase unless matched to a specific obligation or debt of the District, and must be purchased with the expectation that it will be held to maturity. Investments may only be made through specified dealers and institutions. Payment for investments may be made only upon delivery of the securities representing the investments to the Treasurer or, if the securities are not represented by a certificate, upon receipt of confirmation of transfer from the custodian.

A. Cash on Hand

At June 30, 2007, the District had \$2,245 in undeposited cash on hand which is included on the financial statements of the District as part of "Equity in Pooled Cash and Cash Equivalents."

**FAIRBANKS LOCAL SCHOOL DISTRICT
UNION COUNTY, OHIO**

NOTES TO THE BASIC FINANCIAL STATEMENTS
FOR THE FISCAL YEAR ENDED JUNE 30, 2007

NOTE 4 - DEPOSITS AND INVESTMENTS - (Continued)

B. Deposits with Financial Institutions

At June 30, 2007, the carrying amount of all District deposits was \$5,374,092. Based on the criteria described in GASB Statement No. 40, “Deposits and Investment Risk Disclosures”, as of June 30, 2007, \$5,118,238 of the District’s bank balance of \$5,381,207 was exposed to custodial credit risk as described below, while \$262,969 was covered by the Federal Deposit Insurance Corporation.

Custodial credit risk is the risk that, in the event of bank failure, the District’s deposits may not be returned. All deposits are collateralized with eligible securities in amounts equal to at least 105% of the carrying value of the deposits. Such collateral, as permitted by the Ohio revised Code, is held in single financial institution collateral pools at Federal Reserve Banks, or at member banks of the federal reserve system, in the name of the respective depository bank and pledged as a pool of collateral against all of the public deposits it holds or as specific collateral held at the Federal Reserve Bank in the name of the District.

C. Investments

As of June 30, 2007, the District had the following investments and maturities:

<u>Investment type</u>	<u>Fair Value</u>	<u>Investment Maturities</u>	
		<u>6 months or less</u>	<u>7 to 12 months</u>
FFCB	\$ 999,690	\$ -	\$ 999,690
U.S. government money market mutual funds	1,691,224	1,691,224	-
STAR Ohio	<u>7,068,878</u>	<u>7,068,878</u>	<u>-</u>
Total	<u>\$ 9,759,792</u>	<u>\$ 8,760,102</u>	<u>\$ 999,690</u>

The weighted average maturity of investments is .05 years.

Interest Rate Risk: As a means of limiting its exposure to fair value losses arising from rising interest rates and according to State law, the District’s investment policy limits investment portfolio maturities to five years or less.

Credit Risk: The District’s investments, except for STAR Ohio, were rated AAA and Aaa by Standard & Poor’s and Moody’s Investor Services, respectively. Standard & Poor’s has assigned STAR Ohio an AAAM money market rating.

Custodial Credit Risk: For an investment, custodial credit risk is the risk that, in the event of the failure of the counterparty, the District will not be able to recover the value of its investments or collateral securities that are in the possession of an outside party. The federal agency securities are exposed to custodial credit risk in that they are uninsured, unregistered and held by the counterparty’s trust department or agent but not in the District’s name. The District has no investment policy dealing with investment custodial risk beyond the requirement in State statute that prohibits payment for investments prior to the delivery of the securities representing such investments to the treasurer or qualified trustee.

**FAIRBANKS LOCAL SCHOOL DISTRICT
UNION COUNTY, OHIO**

NOTES TO THE BASIC FINANCIAL STATEMENTS
FOR THE FISCAL YEAR ENDED JUNE 30, 2007

NOTE 4 - DEPOSITS AND INVESTMENTS - (Continued)

Concentration of Credit Risk: The District places no limit on the amount that may be invested in any one issuer. The following table includes the percentage of each investment type held by the District at June 30, 2007:

<u>Investment type</u>	<u>Fair Value</u>	<u>% of Total</u>
FFCB	\$ 999,690	10.24%
Money market mutual funds	1,691,224	17.33%
STAR Ohio	<u>7,068,878</u>	<u>72.43%</u>
Total	<u>\$ 9,759,792</u>	<u>100.00%</u>

D. Reconciliation of Cash and Investments to the Statement of Net Assets

The following is a reconciliation of cash and investments as reported in the footnote above to cash and investments as reported on the statement of net assets as of June 30, 2007:

<u>Cash and Investments per footnote</u>	
Carrying amount of deposits	\$ 5,374,092
Investments	9,759,792
Cash on hand	<u>2,245</u>
Total	<u>\$ 15,136,129</u>
 <u>Cash and investments per Statement of Net Assets</u>	
Governmental activities	\$ 15,024,092
Business-type activities	3,916
Private-purpose trust funds	67,679
Agency funds	<u>40,442</u>
Total	<u>\$ 15,136,129</u>

NOTE 5 - INTERFUND TRANSACTIONS

- A. Interfund loans receivable/payable consisted of the following at June 30, 2007, as reported on the fund statements:

<u>Receivable Fund</u>	<u>Payable Fund</u>	<u>Amount</u>
General	Nonmajor governmental funds	\$ 7,843

The primary purpose of the interfund balances is to cover costs in specific funds where revenues were not received by June 30. These interfund balances will be repaid once the anticipated revenues are received.

Interfund balances between governmental funds are eliminated on the government-wide financial statements.

**FAIRBANKS LOCAL SCHOOL DISTRICT
UNION COUNTY, OHIO**

**NOTES TO THE BASIC FINANCIAL STATEMENTS
FOR THE FISCAL YEAR ENDED JUNE 30, 2007**

NOTE 5 - INTERFUND TRANSACTIONS - (Continued)

- B.** Interfund transfers for the fiscal year ended June 30, 2007, consisted of the following, as reported on the fund statements:

	<u>Amount</u>
Transfers from general fund to:	
Debt service	\$ 37,834
Other nonmajor governmental funds	<u>16,365</u>
Total	<u>\$ 54,199</u>

Transfers are used to move revenues from the fund that statute or budget required to collect them to the fund that statute or budget requires to expend them and to use unrestricted revenues collected in the general fund to finance various programs accounted for in other funds in accordance with budgetary authorizations.

All transfers made in fiscal year 2007 were in accordance with Ohio Revised Code Sections 5705.14, 5705.15 and 5705.16. Transfers between governmental funds are eliminated on the government-wide financial statements.

NOTE 6 - PROPERTY TAXES

Property taxes are levied and assessed on a calendar year basis while the District fiscal year runs from July through June. First half tax collections are received by the District in the second half of the fiscal year. Second half tax distributions occur in the first half of the following fiscal year.

Property taxes include amounts levied against all real, public utility and tangible personal property (used in business) located in the District. Real property tax revenue received in calendar 2007 represents collections of calendar year 2006 taxes. Real property taxes received in calendar year 2007 were levied after April 1, 2006, on the assessed value listed as of January 1, 2006, the lien date. Assessed values for real property taxes are established by state law at thirty-five percent of appraised market value. Real property taxes are payable annually or semi-annually. If paid annually, payment is due December 31; if paid semi-annually, the first payment is due December 31 with the remainder payable by June 20. Under certain circumstances, State statute permits alternate payment dates to be established.

Public utility property tax revenue received in calendar 2007 represents collections of calendar year 2006 taxes. Public utility real and tangible personal property taxes received in calendar year 2007 became a lien December 31, 2005, were levied after April 1, 2006 and are collected in 2007 with real property taxes. Public utility real property is assessed at thirty-five percent of true value; public utility tangible personal property currently is assessed at varying percentages of true value.

**FAIRBANKS LOCAL SCHOOL DISTRICT
UNION COUNTY, OHIO**

**NOTES TO THE BASIC FINANCIAL STATEMENTS
FOR THE FISCAL YEAR ENDED JUNE 30, 2007**

NOTE 6 - PROPERTY TAXES - (Continued)

Tangible personal property tax revenue received during calendar 2007 (other than public utility property) represents the collection of 2007 taxes. Tangible personal property taxes received in calendar year 2007 were levied after April 1, 2006, on the value as of December 31, 2006. For 2006, tangible personal property is assessed at 18.75% for property including inventory. This percentage was reduced to 12.5% for 2007, and will be 6.25% for 2008 and zero for 2009. Payments by multi-county taxpayers are due September 20. Single county taxpayers may pay annually or semi-annually. If paid annually, payment is due April 30; if paid semi-annually, the first payment is due April 30, with the remainder payable by September 20. Tangible personal property taxes paid by April 30 are usually received by the District prior to June 30.

House Bill No. 66 was signed into law on June 30, 2005. House Bill No. 66 phases out the tax on tangible personal property of general businesses, telephone and telecommunications companies, and railroads. The tax on general business and railroad property will be eliminated by calendar year 2009, and the tax on telephone and telecommunications property will be eliminated by calendar year 2011. The tax is phased out by reducing the assessment rate on the property each year. The bill replaces the revenue lost by the District due to the phasing out of the tax. In calendar years 2006-2010, the District will be fully reimbursed for the lost revenue. In calendar years 2011-2017, the reimbursements will be phased out.

The District receives property taxes from Union County. The County Auditor periodically advances to the District its portion of the taxes collected. Second-half real property tax payments collected by the County by June 30, 2007, are available to finance fiscal year 2007 operations. The amount available to be advanced can vary based on the date the tax bills are sent. The amount available as an advance at June 30, 2007 was \$450,735 in the general fund and \$71,353 in the debt service fund. This amount has been recorded as revenue. The amount that was available as an advance at June 30, 2006 was \$458,459 in the general fund.

Accrued property taxes receivable includes real property, public utility property and tangible personal property taxes which are measurable as of June 30, 2007 and for which there is an enforceable legal claim. Although total property tax collections for the next fiscal year are measurable, only the amount of real property taxes available as an advance at June 30 was levied to finance current fiscal year operations and is reported as revenue at fiscal year end. The portion of the receivable not levied to finance current fiscal year operations is offset by a credit to unearned revenue.

On a full accrual basis, collectible delinquent property taxes have been recorded as a receivable and revenue, while on a modified accrual basis the revenue has been deferred.

**FAIRBANKS LOCAL SCHOOL DISTRICT
UNION COUNTY, OHIO**

NOTES TO THE BASIC FINANCIAL STATEMENTS
FOR THE FISCAL YEAR ENDED JUNE 30, 2007

NOTE 6 - PROPERTY TAXES - (Continued)

The assessed values upon which the fiscal year 2007 taxes were collected are:

	<u>2006 Second Half Collections</u>		<u>2007 First Half Collections</u>	
	<u>Amount</u>	<u>Percent</u>	<u>Amount</u>	<u>Percent</u>
Agricultural/Residential and Other Real Estate	\$ 148,417,280	90.25	\$ 151,317,730	91.59
Public Utility Personal	6,261,920	3.81	6,430,930	4.52
Tangible Personal Property	<u>9,770,632</u>	<u>5.94</u>	<u>7,468,040</u>	<u>3.89</u>
Total	<u>\$ 164,449,832</u>	<u>100.00</u>	<u>\$ 165,216,700</u>	<u>100.00</u>
Tax rate per \$1,000 of assessed valuation	\$40.90		\$45.50	

NOTE 7 - RECEIVABLES

Receivables at June 30, 2007 consisted of taxes, intergovernmental grants and entitlements and interest. All receivables are considered collectible in full due to the ability to foreclose for the nonpayment of taxes, the stable condition of state programs and the current year guarantee of federal funds. A summary of the items of receivables reported on the statement of net assets follows:

Governmental Activities

Taxes	\$ 5,098,333
Intergovernmental	23,071
Accrued interest receivable	<u>53,099</u>
Total receivables	<u>\$ 5,174,503</u>

Receivables have been disaggregated on the face of the basic financial statements. All receivables are expected to be collected in the subsequent year.

NOTE 8 - INCOME TAXES

The District levies a voted income tax of 1.00% percent on the income of residents and on estate for general operations of the District. The income tax became effective on June 30, 2003 and is a continuing tax. Employers of residents are requires to withhold income tax on employee compensation and then remit that income tax to the state, and taxpayers are requires to file and annual return. The state makes quarterly distributions to the District after withholding amounts for administrative fees and estimated refunds. Income tax revenue is credited to the general fund in the amount of \$1,183,046 and permanent improvement fund (a nonmajor governmental fund) in the amount of \$113,827 for fiscal year 2007.

**FAIRBANKS LOCAL SCHOOL DISTRICT
UNION COUNTY, OHIO**

NOTES TO THE BASIC FINANCIAL STATEMENTS
FOR THE FISCAL YEAR ENDED JUNE 30, 2007

NOTE 9 - CAPITAL ASSETS

Capital asset activity for the fiscal year-ended June 30, 2007, was as follows:

	Balance	Additions	Deductions	Balance
Governmental Activities	<u>June 30, 2006</u>	<u> </u>	<u> </u>	<u>June 30, 2007</u>
Capital assets, not being depreciated:				
Land	\$ 80,849	\$ -	\$ -	\$ 80,849
Construction in progress	<u>-</u>	<u>775,557</u>	<u>-</u>	<u>775,557</u>
Total capital assets, not being depreciated	<u>80,849</u>	<u>775,557</u>	<u>-</u>	<u>856,406</u>
Capital assets, being depreciated:				
Land improvements	1,017,114	-	-	1,017,114
Building/improvements	4,441,776	1,491,590	-	5,933,366
Furniture/equipment	1,782,278	298,878	(10,300)	2,070,856
Vehicles	<u>964,367</u>	<u>134,670</u>	<u>(38,298)</u>	<u>1,060,739</u>
Total capital assets, being depreciated	<u>8,205,535</u>	<u>1,925,138</u>	<u>(48,598)</u>	<u>10,082,075</u>
Less: accumulated depreciation				
Land improvements	(942,415)	(27,385)	-	(969,800)
Building/improvements	(2,430,468)	(144,817)	-	(2,575,285)
Furniture/equipment	(1,124,200)	(115,254)	10,300	(1,229,154)
Vehicles	<u>(621,348)</u>	<u>(71,017)</u>	<u>38,298</u>	<u>(654,067)</u>
Total accumulated depreciation	<u>(5,118,431)</u>	<u>(358,473)</u>	<u>48,598</u>	<u>(5,428,306)</u>
Governmental activities capital assets, net	<u>\$ 3,167,953</u>	<u>\$ 2,342,222</u>	<u>\$ -</u>	<u>\$ 5,510,175</u>

Depreciation expense was charged to governmental functions as follows:

Instruction:	
Regular	\$ 179,831
Special	914
Vocational	519
Support Services:	
Pupil	
Instructional staff	11,024
Board of education	1,951
Administration	7,128
Fiscal	3,906
Operations and maintenance	58,207
Pupil transportation	78,999
Food service operations	3,039
Extracurricular	<u>12,955</u>
Total depreciation expense	<u>\$ 358,473</u>

**FAIRBANKS LOCAL SCHOOL DISTRICT
UNION COUNTY, OHIO**

NOTES TO THE BASIC FINANCIAL STATEMENTS
FOR THE FISCAL YEAR ENDED JUNE 30, 2007

NOTE 10 - CAPITALIZED LEASES - LESSEE DISCLOSURE

A. Capital Lease Obligation

During fiscal year 2007, the District entered into a capitalized lease for computer equipment. This lease agreement meets the criteria of a capital lease as defined by FASB Statement No. 13, “Accounting for Leases”, which defines a capital lease generally as one which transfers benefits and risks of ownership to the lessee. Capital lease payments have been reclassified and are reflected as a debt service expenditures in the financial statements for the general fund. These expenditures are reported as program/function expenditures on the budgetary statements.

Capital assets consisting of equipment have been capitalized in the amount of \$113,111. Accumulated depreciation as of June 30, 2007 was \$11,311, leaving a current book value of \$101,800. A liability in the amount of the present value of minimum lease payments has been recorded in the statement of net assets. During fiscal 2007, principal and interest payments of \$13,375 and \$7,446, respectively, were paid from the general fund.

The following is a schedule of the future long-term minimum lease payments required under the capital lease and the present value of the future minimum lease payments as of June 30, 2007:

<u>Fiscal Year Ending June 30,</u>	<u>Amount</u>
2008	\$ 27,760
2009	27,760
2010	27,760
2011	27,760
2012	<u>6,941</u>
Total minimum lease payments	117,981
Less: amount representing interest	<u>(18,245)</u>
Total	<u>\$ 99,736</u>

B. Lease Purchase Agreement

In June of 2007, the District entered into a lease-purchase agreement with All Points Public Funding for the purchase of an air conditioning system. The source of revenue to fund the principal and interest payments for the project will come from the general operating revenue of the District.

A liability in the amount of the present value of the future minimum lease payments has been recorded in the statement of net assets. During fiscal 2007, the District was not required to make any principal or interest payments.

**FAIRBANKS LOCAL SCHOOL DISTRICT
UNION COUNTY, OHIO**

NOTES TO THE BASIC FINANCIAL STATEMENTS
FOR THE FISCAL YEAR ENDED JUNE 30, 2007

NOTE 10 - CAPITALIZED LEASES - LESSEE DISCLOSURE - (Continued)

The following is a summary of the District's future minimum annual payments required under the lease-purchase agreement and the present value of the future minimum annual lease payments as of June 30, 2007:

<u>Fiscal Year Ending June 30,</u>	<u>Amount</u>
2008	\$ 354,354
2009	305,442
2010	314,652
2011	323,032
2012	<u>265,582</u>
Total minimum lease payments	1,563,062
Less: amount representing interest	<u>(168,062)</u>
Total	<u>\$ 1,395,000</u>

NOTE 11 - LONG-TERM OBLIGATIONS

A. The District's governmental activities long-term obligations activity during fiscal year 2007 consisted of the following:

	<u>Balance</u>			<u>Balance</u>	<u>Amounts</u>
	<u>June 30, 2006</u>	<u>Additions</u>	<u>Disposals</u>	<u>June 30, 2007</u>	<u>Due Within</u>
					<u>One Year</u>
General obligation bonds:					
<u>Series 2006, facilities improvement</u>					
Current interest bonds	\$ -	\$ 11,250,000	\$ -	\$ 11,250,000	\$ 80,000
Capital appreciation bonds	-	210,062	-	210,062	-
Accreted interest	-	30,527	-	30,527	-
Total G.O. Bonds	<u>-</u>	<u>11,490,589</u>	<u>-</u>	<u>11,490,589</u>	<u>80,000</u>
Other long-term obligations:					
Bond anticipation note payable	11,400,000	-	(11,400,000)	-	-
Energy conservation notes	257,000	-	(26,000)	231,000	28,000
Capital lease payable	-	113,111	(13,375)	99,736	20,523
Lease purchase payable	-	1,395,000	-	1,395,000	300,000
Total other long-term obligations	<u>11,657,000</u>	<u>1,508,111</u>	<u>(11,439,375)</u>	<u>1,725,736</u>	<u>348,523</u>
Compensated absences:					
Severance	321,233	62,119	(24,352)	359,000	56,696
Vacation leave	39,095	16,922	(34,209)	21,808	21,808
Total compensated absences	<u>360,328</u>	<u>79,041</u>	<u>(58,561)</u>	<u>380,808</u>	<u>78,504</u>
Total	<u>\$ 12,017,328</u>	<u>\$ 13,077,741</u>	<u>\$ (11,497,936)</u>	13,597,133	<u>\$ 507,027</u>
				Add: unamortized premium on bonds	367,280
				Total on statement of net assets	<u>\$ 13,964,413</u>

**FAIRBANKS LOCAL SCHOOL DISTRICT
UNION COUNTY, OHIO**

NOTES TO THE BASIC FINANCIAL STATEMENTS
FOR THE FISCAL YEAR ENDED JUNE 30, 2007

NOTE 11 - LONG-TERM OBLIGATIONS - (Continued)

Compensated Absences - Compensated absences will be paid from the fund from which the employee is paid, which for the District, is the general fund and the following nonmajor governmental funds: Food Service, Special transportation and Auxiliary services.

Lease Purchase and Capital Lease Payable – See Note 10 for details on these obligations.

Bond Anticipation Note Payable – The District issued \$11,400,000 in bond anticipation notes during fiscal year 2006 to begin construction projects undertaken by the District. During fiscal year 2007, the District retired these bond anticipation notes using the proceeds of the Series 2006 School Improvement Bonds. Payments of principal and interest on the bond anticipation notes were reported as expenditures in the debt service fund.

On August 16, 2006, the District issued general obligation bonds (Series 2006, School Facilities Improvement Bonds). These bonds are general obligations of the District, for which its full faith and credit is pledged for repayment. On the fund financial statements, payments of principal and interest relating to these bonds are recorded as expenditures in the debt service fund. On the government-wide financial statements, principal payments reduce the liability reported on the statement of net assets.

This issue was comprised of current interest bonds, present value \$11,250,000 at June 30, 2007, and capital appreciation bonds, par value \$210,062. The capital appreciation bonds mature each December 1, 2014 through 2016, (effective interest 20.109%) at a redemption price equal to 100% of the principal, plus accrued interest to the redemption date. The accreted value at maturity for the capital appreciation bonds is \$1,020,000. Total accreted interest of \$30,527 has been included on the statement of net assets at June 30, 2007.

Interest payments on the current interest bonds are due on June 1 and December 1 of each year. The final maturity stated in the issue is December 1, 2034.

B. Principal and interest requirements to retire the District’s long-term bonds are as follows:

Year Ended	Current Interest Bonds			Capital Appreciation Bonds		
	Principal	Interest	Total	Principal	Interest	Total
2008	\$ 80,000	\$ 487,234	\$ 1,804,558	\$ -	\$ -	\$ -
2009	265,000	480,334	1,832,947	-	-	-
2010	280,000	469,434	1,391,544	-	-	-
2011	300,000	457,834	1,392,161	-	-	-
2012	315,000	445,534	760,534	-	-	-
2013 - 2017	665,000	2,130,870	2,795,870	210,062	809,938	1,020,000
2018 - 2022	1,925,000	1,869,081	3,794,081	-	-	-
2023 - 2027	2,375,000	1,407,212	3,782,212	-	-	-
2028 - 2032	2,945,000	835,287	3,780,287	-	-	-
2033 - 2035	2,100,000	14,450	2,114,450	-	-	-
Total	\$ 11,250,000	\$ 8,597,270	\$ 23,448,644	\$ 210,062	\$ 809,938	\$ 1,020,000

The District has issued energy conservation notes to provide financing for energy improvements to various District buildings. Payments of principal and interest on the energy conservation notes are reported as expenditures in the debt service fund.

**FAIRBANKS LOCAL SCHOOL DISTRICT
UNION COUNTY, OHIO**

NOTES TO THE BASIC FINANCIAL STATEMENTS
FOR THE FISCAL YEAR ENDED JUNE 30, 2007

NOTE 11 - LONG-TERM OBLIGATIONS - (Continued)

The following is a summary of the District's future annual debt service requirements to maturity for the energy conservation notes:

<u>Fiscal Year Ending</u>	<u>Principal on Notes</u>	<u>Interest on Notes</u>	<u>Total</u>
2008	\$ 28,000	\$ 10,525	\$ 38,525
2009	29,000	9,143	38,143
2010	30,000	7,712	37,712
2011	33,000	6,184	39,184
2012	37,000	2,757	39,757
2013 - 2014	<u>74,000</u>	<u>5,513</u>	<u>79,513</u>
Total	<u>\$ 231,000</u>	<u>\$ 41,834</u>	<u>\$ 272,834</u>

C Legal Debt Margin

The Ohio Revised Code provides that voted net general obligation debt of the District shall never exceed 9% of the total assessed valuation of the District. The code further provides that unvoted indebtedness shall not exceed 1/10 of 1% of the property valuation of the District. The code additionally states that unvoted indebtedness related to energy conservation debt shall not exceed 9/10 of 1% of the property valuation of the District. The assessed valuation use in determining the District's legal debt margin has been modified by House Bill 530 which became effective March 30, 2006. In accordance with House Bill 530, the assessed valuation used in the District's legal debt margin calculation excluded tangible personal property used in business, telephone or telegraph property, interexchange telecommunications company property, and personal property owned or leased by a railroad company and used in railroad operations. The effects of these debt limitations at June 30, 2007, are a voted debt margin of \$2,713,540 (including available funds of \$77,513) and an unvoted debt margin of \$156,623.

NOTE 12 - RISK MANAGEMENT

A. Property and Liability

The District is exposed to various risks of loss related to torts; theft or damage to, and destruction of assets; errors and omissions; injuries to employees; and natural disasters. The District has addressed these various types of risk by purchasing a comprehensive insurance policy through the Ohio School Plan.

General liability insurance is maintained in the amount of \$1,000,000 for each occurrence and \$3,000,000 in the aggregate. Employee benefits liability is maintained in the amount of \$1,000,000 for each occurrence and \$3,000,000 in the aggregate. In addition, \$2,000,000 in excess coverage to the above amounts is further maintained.

The District maintains fleet insurance in the amount of \$2,000,000 for any one accident or loss.

The District maintains replacement cost insurance on buildings and contents in the amount of \$16,208,215. Property insurance also includes \$300,000 additional expense coverage.

**FAIRBANKS LOCAL SCHOOL DISTRICT
UNION COUNTY, OHIO**

**NOTES TO THE BASIC FINANCIAL STATEMENTS
FOR THE FISCAL YEAR ENDED JUNE 30, 2007**

NOTE 12 - RISK MANAGEMENT - (Continued)

Settled claims have not exceeded commercial coverage in any of the past three years. There has not been a significant reduction in insurance coverage from the prior year.

B. Worker's Compensation

The District participates in the Ohio Association of School Business Officials Workers' Compensation Group Rating Program (GRP), an insurance purchasing pool. The GRP's business and affairs are conducted by a three member Board of Directors consisting of the President, the President-Elect and the Immediate Past President of the Ohio Association of School Business Officials (OASBO). The Executive Director of the OASBO, or his designee, serves as coordinator of the program. Each year, the participating school districts pay an enrollment fee to the GRP to cover the costs of administering the program.

The intent of the GRP is to achieve the benefit of a reduced premium for the District by virtue of its grouping and representation with other participants in the GRP. The workers' compensation experience of the participating school districts is calculated as one experience and a common premium rate is applied to all school districts in the GRP. Each participant pays its workers' compensation premium to the state based on the rate for its GRP tier rather than its individual rate. Total savings are then calculated and each participant's individual performance is compared to the overall savings of the GRP. A participant will then either receive money from or be required to contribute to the "Equity Pooling Fund". This "equity pooling" arrangement insures that each participant shares equally in the overall performance of the GRP. The District was again placed in the Group II (Penalty Rated) program for 2007. This program does not provide (as stated above) a pooled savings for the district. Participation in the GRP is limited to school districts that can meet the GRP's selection criteria. The firm of Gates McDonald & Co. provides administrative, cost control, and actuarial services to the GRP.

C. Employee Medical Insurance

The District has established limited risk health, dental and life insurance programs for its employees. The District is a member of the Champaign, Delaware, Marion and Union County Insurance Consortium. Upon payment of the premium, the risk of loss transfers to the Consortium.

CORE Source, a third party administrator, services all claims submitted by employees. An excess coverage insurance policy covers individual claims in excess of \$150,000 and aggregate claims in excess of \$4,292,738.

NOTE 13 - PENSION PLANS

A. School Employees Retirement System

The District contributes to the School Employees Retirement System (SERS), a cost-sharing multiple employer defined benefit pension plan. SERS provides retirement and disability benefits, annual cost-of-living adjustments, and death benefits to plan members and beneficiaries. Authority to establish and amend benefits is provided by Chapter 3309 of the Ohio Revised Code. SERS issues a publicly available, stand-alone financial report that includes financial statements and required supplementary information. That report may be obtained by writing to the School Employees Retirement System, 300 East Broad Street, Suite 100, Columbus, Ohio 43215-3746 or by calling (800) 878-5853. It is also posted on SERS' website, www.ohsers.org, under Forms and Publications.

**FAIRBANKS LOCAL SCHOOL DISTRICT
UNION COUNTY, OHIO**

**NOTES TO THE BASIC FINANCIAL STATEMENTS
FOR THE FISCAL YEAR ENDED JUNE 30, 2007**

NOTE 13 - PENSION PLANS - (Continued)

Plan members are required to contribute 10 percent of their annual covered salary and the District is required to contribute at an actuarially determined rate. The current District rate is 14 percent of annual covered payroll. A portion of the District's contribution is used to fund pension obligations with the remainder being used to fund health care benefits. For fiscal year 2007, 10.68 percent of annual covered salary was the portion used to fund pension obligations. For fiscal year 2006, 10.58 percent of annual covered salary was the portion used to fund pension obligations. For fiscal year 2005, 10.57 percent of annual covered salary was the portion used to fund pension obligations. The contribution requirements of plan members and employers are established and may be amended, up to statutory maximum amounts, by the SERS' Retirement Board. The District's required contribution for pension obligations to SERS for fiscal years ended 2007, 2006, and 2005 were \$132,176, \$125,168, and \$119,394, 45.27 percent has been contributed for fiscal year 2007 and 100 percent for fiscal years 2006 and 2005. \$72,337 represents the unpaid pension contribution for fiscal year 2007 and is recorded as a liability within the respective funds.

B. State Teachers Retirement System of Ohio

The District participates in the State Teachers Retirement System of Ohio (STRS Ohio), a cost-sharing, multiple-employer public employee retirement system. STRS Ohio provides retirement and disability benefits to members and death and survivor benefits to beneficiaries. STRS Ohio issues a stand-alone financial report that may be obtained by writing to STRS Ohio, 275 E. Broad St., Columbus, OH 43215-3371 or by calling (614) 227-4090, or by visiting the STRS Ohio website at www.strsoh.org.

New members have a choice of three retirement plans, a Defined Benefit (DB) Plan, a Defined Contribution (DC) Plan and a Combined Plan. The DB plan offers an annual retirement allowance based on final average salary times a percentage that varies based on years of service, or an allowance based on member contributions and earned interest matched by STRS Ohio funds times an actuarially determined annuity factor. The DC Plan allows members to place all their member contributions and employer contributions equal to 10.5 percent of earned compensation into an investment account. Investment decisions are made by the member. A member is eligible to receive a retirement benefit at age 50 and termination of employment. The Combined Plan offers features of both the DC Plan and the DB Plan. In the Combined Plan, member contributions are invested by the member, and employer contributions are used to fund the defined benefit payment at a reduced level from the regular DB Plan. DC and Combined Plan members will transfer to the Defined Benefit Plan during their fifth year of membership unless they permanently select the DC or Combined Plan. Existing members with less than five years of service credit as of June 30, 2001, were given the option of making a one time irrevocable decision to transfer their account balances from the existing DB Plan into the DC Plan or the Combined Plan. This option expired on December 31, 2001. Benefits are established by Chapter 3307 of the Ohio Revised Code.

A DB or Combined Plan member with five or more years credited service who becomes disabled may qualify for a disability benefit. Eligible spouses and dependents of these active members who die before retirement may qualify for survivor benefits. Members in the DC Plan who become disabled are entitled only to their account balance. If a member dies before retirement benefits begin, the member's designated beneficiary is entitled to receive the member's account balance.

**FAIRBANKS LOCAL SCHOOL DISTRICT
UNION COUNTY, OHIO**

**NOTES TO THE BASIC FINANCIAL STATEMENTS
FOR THE FISCAL YEAR ENDED JUNE 30, 2007**

NOTE 13 - PENSION PLANS - (Continued)

For the fiscal year ended June 30, 2007, plan members were required to contribute 10 percent of their annual covered salaries. The District was required to contribute 14 percent; 13 percent was the portion used to fund pension obligations. For fiscal years 2006 and 2005, the portion used to fund pension obligations was also 13 percent. Contribution rates are established by the State Teachers Retirement Board, upon recommendation of its consulting actuary, not to exceed statutory maximum rates of 10 percent for members and 14 percent for employers. Chapter 3307 of the Ohio Revised Code provides statutory authority for member and employer contributions.

The District's required contributions for fund pension obligations to STRS Ohio for the fiscal years ended June 30, 2007, 2006, and 2005 were \$538,210, \$503,645, and \$461,404; 82.52 percent has been contributed for fiscal year 2007 and 100 percent for fiscal years 2006 and 2005. \$94,087 represents the unpaid pension contribution for fiscal year 2007 and is recorded as a liability within the respective funds. Contributions to the DC and Combined Plans for fiscal year 2007 were \$20,048 made by the District and \$31,974 made by plan members.

C. Social Security System

Effective July 1, 1991, all employees not otherwise covered by the SERS or the STRS Ohio have an option to choose Social Security or the SERS/STRS Ohio. As of June 30, 2007, certain members of the Board of Education have elected Social Security. The District's liability is 6.2% of wages paid.

NOTE 14 - POSTEMPLOYMENT BENEFITS

The District provides comprehensive health care benefits to retired teachers and their dependents through the State Teachers Retirement System of Ohio (STRS Ohio), and to retired non-certified employees and their dependents through the School Employees Retirement System (SERS). Benefits include hospitalization, physicians' fees, prescription drugs and reimbursement of monthly Medicare premiums. Benefit provisions and the obligations to contribute are established by the Systems based on authority granted by State statute. Both systems are funded on a pay-as-you-go basis.

STRS Ohio retirees who participated in the DB or combined plans and their dependents are eligible for health care coverage. The STRS Ohio Board has statutory authority over how much, if any, of the health care costs will be absorbed by STRS Ohio. All benefit recipients pay a portion of health care cost in the form of a monthly premium. By law, the cost of coverage paid from STRS Ohio funds is included in the employer contribution rate, currently 14 percent of covered payroll. For the fiscal year ended June 30, 2007, the STRS Ohio Board allocated employer contributions equal to 1 percent of covered payroll to the Health Care Reserve Fund. For the District, this amount equaled \$41,401 for fiscal year 2007.

STRS Ohio pays health care benefits from the Health Care Stabilization Fund. At June 30, 2006 (the latest information available), the balance in the Health Care Stabilization Fund was \$3.5 billion. For the fiscal year ended June 30, 2006 (the latest information available), net health care costs paid by STRS Ohio were \$282.743 million and STRS Ohio had 119,184 eligible benefit recipients.

For SERS, coverage is made available to service retirees with ten or more fiscal years of qualifying service credit, and to disability and survivor benefit recipients. All retirees and beneficiaries are required to pay a portion of their premium for health care. The portion is based on years of service, Medicare eligibility, and retirement status.

**FAIRBANKS LOCAL SCHOOL DISTRICT
UNION COUNTY, OHIO**

**NOTES TO THE BASIC FINANCIAL STATEMENTS
FOR THE FISCAL YEAR ENDED JUNE 30, 2007**

NOTE 14 - POSTEMPLOYMENT BENEFITS - (Continued)

After the allocation for basic benefits, the remainder of the employer's 14 percent contribution is allocated to providing health care benefits. For the fiscal year ended June 30, 2007, employer contributions to fund health care benefits were 3.32 percent of covered payroll, a decrease of .10 percent from fiscal year 2006. In addition, SERS levies a surcharge to fund health care benefits equal to 14 percent of the difference between a minimum pay and the member's pay, pro-rated for partial service credit. For fiscal year 2007, the minimum pay was established at \$35,800. Total surcharge is capped at 2 percent of each employer's SERS salaries. For the 2007 fiscal year, the District paid \$58,810 to fund health care benefits, including the surcharge.

The surcharge, added to the unallocated portion of the 14 percent employer contribution rate, provides for maintenance of the asset target level for the health care fund. The target level for the health care reserve is 150 percent of the projected claims less premium contributions for the next year. Expenses for health care for the fiscal year ended June 30, 2006 (the latest information available) were \$158.751 million. At June 30, 2006 (the latest information available), SERS had net assets available for payment of health care benefits of \$295.6 million. At June 30, 2006 (the latest information available), SERS had 59,492 participants currently receiving health care benefits.

NOTE 15 - BUDGETARY BASIS OF ACCOUNTING

While reporting financial position, results of operations, and changes in fund balance on the basis of GAAP, the budgetary basis as provided by law is based upon accounting for certain transactions on a basis of cash receipts and disbursements.

The Statement of Revenue, Expenditures, and Changes in Fund Balance Budget (Non-GAAP) and Actual presented for the general fund is presented on the budgetary basis to provide a meaningful comparison of actual results with the budget. The major differences between the budget basis and the GAAP basis are that:

- (a) Revenues and other financing sources are recorded when received in cash (budget basis) as opposed to when susceptible to accrual (GAAP basis);
- (b) Expenditures and other financing uses are recorded when paid in cash (budget basis) as opposed to when the liability is incurred (GAAP basis);
- (c) In order to determine compliance with Ohio law, and to reserve that portion of the applicable appropriation, total outstanding encumbrances (budget basis) are recorded as the equivalent of an expenditure, as opposed to a reservation of fund balance for that portion of outstanding encumbrances not already recognized as an account payable (GAAP basis);

**FAIRBANKS LOCAL SCHOOL DISTRICT
UNION COUNTY, OHIO**

NOTES TO THE BASIC FINANCIAL STATEMENTS
FOR THE FISCAL YEAR ENDED JUNE 30, 2007

NOTE 15 - BUDGETARY BASIS OF ACCOUNTING - (Continued)

The adjustments necessary to convert the results of operations for the year on the budget basis to the GAAP basis for the general fund is as follows:

Net Change in Fund Balance	<u>General Fund</u>
Budget basis	\$ (190,435)
Net adjustment for revenue accruals	45,721
Net adjustment for expenditure accruals	(161,116)
Net adjustment for other sources/uses	96,592
Adjustment for encumbrances	<u>124,631</u>
GAAP basis	<u>\$ (84,607)</u>

NOTE 16 - CONTINGENCIES

A. Grants

The District receives significant financial assistance from numerous federal, state and local agencies in the form of grants. The disbursement of funds received under these programs generally requires compliance with terms and conditions specified in the grant agreements and is subject to audit by the grantor agencies. Any disallowed claims resulting from such audits could become a liability of the District. However, in the opinion of management, any such disallowed claims will not have a material effect on the financial position of the District.

B. Litigation

The District is involved in no material litigation as either plaintiff or defendant.

NOTE 17 - STATUTORY RESERVES

The District is required by state statute to annually set-aside in the general fund an amount based on a statutory formula for the purchase of textbooks and other instructional materials and an equal amount for the acquisition and construction of capital improvements. Amounts not spent by the end of the fiscal year or offset by similarly restricted resources received during the year must be held in cash at year end and carried forward to be used for the same purposes in future years. In prior years, the District was also required to set aside money for BWC refunds. At June 30, 2007, only the unspent portions of certain workers' compensation refunds continue to be a set-aside for BWC refunds.

**FAIRBANKS LOCAL SCHOOL DISTRICT
UNION COUNTY, OHIO**

NOTES TO THE BASIC FINANCIAL STATEMENTS
FOR THE FISCAL YEAR ENDED JUNE 30, 2007

NOTE 17 - STATUTORY RESERVES - (Continued)

The following cash basis information describes the change in the year end set-aside amounts for textbooks/instructional materials, capital acquisition and BWC refunds. Disclosure of this information is required by State statute.

	<u>Textbooks/ Instructional Materials</u>	<u>Capital Acquisition</u>	<u>BWC Refunds</u>
Set-aside balance as of June 30, 2006	\$ (385,573)	\$ -	\$ 87,102
Current year set-aside requirement	142,562	142,562	-
Current year offsets - debt related		(11,460,062)	-
Qualifying disbursements	<u>(31,842)</u>	<u>-</u>	<u>-</u>
Total	<u>\$ (274,853)</u>	<u>\$ (11,317,500)</u>	<u>\$ 87,102</u>
Carry forward balance to 2008	<u>\$ (274,853)</u>	<u>\$ (11,317,500)</u>	<u>\$ 87,102</u>

The District had qualifying disbursements and offsets during the fiscal year and prior years that reduced the textbooks/instructional materials and capital acquisition reserves below zero. These amounts may be used to reduce the set-aside requirement of future years. The District issued bonds in connection with construction of a new building. These bonds may be used as an offset against current and future capital acquisition set-aside requirements. The negative excess is therefore presented as being carried forward to the next fiscal year. In addition the District has not yet elected to spend prior year BWC refunds. The negative amounts are therefore presented as being carried forward to the next fiscal year.

A schedule of the general fund restricted assets at June 30, 2007 follows:

Amount restricted for BWC refunds	<u>\$ 87,102</u>
Total restricted	<u>\$ 87,102</u>

NOTE 18 - CONTRACTUAL COMMITMENTS

The District had the following outstanding contractual commitments related to building construction at fiscal year-end:

<u>Vendor</u>	<u>Contract Amount</u>	<u>Amount Paid</u>	<u>Amount Outstanding</u>
Electric Solutions, Inc.	\$ 308,888	\$ -	\$ 308,888
Haslett Heating and Cooling, Inc.	748,987	-	748,987
Ruscilli Construction, Inc.	781,000	114,102	666,898
TMP Architecture	<u>630,013</u>	<u>438,629</u>	<u>191,384</u>
Total	<u>\$ 2,468,888</u>	<u>\$ 552,731</u>	<u>\$ 1,916,157</u>



Julian & Grube, Inc.

Serving Ohio Local Governments

333 County Line Rd. West, Westerville, OH 43082 Phone: 614.846.1899 Fax: 614.846.2799

Report on Internal Control Over Financial Reporting and on Compliance and Other Matters Based on an Audit of Financial Statements Performed in Accordance With *Government Auditing Standards*

Board of Education
Fairbanks Local School District
11158 State Route 38
Milford Center, OH 43045-9764

We have audited the financial statements of the governmental activities, the business-type activities, each major fund, and the aggregate remaining fund information of Fairbanks Local School District, Union County, Ohio, as of and for the fiscal year ended June 30, 2007, which collectively comprise Fairbanks Local School District's basic financial statements and have issued our report thereon dated December 10, 2007. We conducted our audit in accordance with auditing standards generally accepted in the United States of America and the standards applicable to financial audits contained in *Government Auditing Standards*, issued by the Comptroller General of the United States.

Internal Control Over Financial Reporting

In planning and performing our audit, we considered Fairbanks Local School District's internal control over financial reporting as a basis for designing our auditing procedures for the purpose of expressing our opinions on the financial statements, but not for the purpose of expressing an opinion on the effectiveness of Fairbanks Local School District's internal control over financial reporting. Accordingly we do not express an opinion on the effectiveness of Fairbanks Local School District's internal control over financial reporting.

A control deficiency exists when the design or operation of a control does not allow management or employees, in the normal course of performing their assigned functions, to prevent or detect misstatements on a timely basis. A significant deficiency is a control deficiency, or combination of control deficiencies, that adversely affects Fairbanks Local School District's ability to initiate, authorize, record, process or report financial data reliably in accordance with generally accepted accounting principles such that there is more than a remote likelihood that a misstatement of Fairbanks Local School District's financial statements that is more than inconsequential will not be prevented or detected by Fairbanks Local School District's internal control.

A material weakness is a significant deficiency, or combination of significant deficiencies, that results in more than a remote likelihood that a material misstatement of the financial statements will not be prevented or detected by Fairbanks Local School District's internal control.

Our consideration of internal control over financial reporting was for the limited purpose described in the first paragraph of this section and would not necessarily identify all deficiencies in internal control that might be significant deficiencies or material weaknesses. We did not identify any deficiencies in internal control over financial reporting that we consider to be material weaknesses, as defined above.

Board of Education
Fairbanks Local School District

Compliance and Other Matters

As part of obtaining reasonable assurance about whether Fairbanks Local School District's financial statements are free of material misstatement, we performed tests of its compliance with certain provisions of laws, regulations, contracts, and grant agreements, noncompliance with which could have a direct and material effect on the determination of financial statement amounts. However, providing an opinion on compliance with those provisions was not an objective of our audit, and accordingly, we do not express such an opinion. The results of our tests disclosed no instances of noncompliance or other matters that are required to be reported under *Government Auditing Standards*.

We noted certain other matters that we reported to the management of Fairbanks Local School District in a separate letter dated December 10, 2007.

This report is intended solely for the information and use of the management and Board of Education of Fairbanks Local School District and is not intended to be and should not be used by anyone other than these specified parties.

A handwritten signature in cursive script that reads "Julian & Grube, Inc." with a stylized flourish at the end.

Julian & Grube, Inc.
December 10, 2007



Mary Taylor, CPA
Auditor of State

FAIRBANKS LOCAL SCHOOL DISTRICT

UNION COUNTY

CLERK'S CERTIFICATION

This is a true and correct copy of the report which is required to be filed in the Office of the Auditor of State pursuant to Section 117.26, Revised Code, and which is filed in Columbus, Ohio.

Susan Babbitt

CLERK OF THE BUREAU

**CERTIFIED
FEBRUARY 12, 2008**