



**Auditor of State  
Betty Montgomery**



CLAYMONT CITY SCHOOL DISTRICT  
TUSCARAWAS COUNTY

TABLE OF CONTENTS

TITLE	PAGE
Independent Accountants' Report.....	1
Management's Discussion and Analysis.....	3
Basic Financial Statements:	
Government-Wide Financial Statements:	
Statement of Net Assets.....	14
Statement of Activities.....	15
Fund Financial Statements:	
Balance Sheet – Governmental Funds.....	16
Statement of Revenues, Expenditures and Changes in Fund Balances Governmental Funds.....	18
Statement of Revenues, Expenditures and Changes in Fund Balance – Budget and Actual (Non-GAAP Budgetary Basis) General Fund.....	20
Statement of Fiduciary Net Assets – Fiduciary Funds.....	21
Statement of Changes in Fiduciary Net Assets – Fiduciary Funds.....	22
Notes to the Basic Financial Statements.....	23
Federal Awards Receipts and Expenditures Schedule.....	51
Notes to the Federal Awards Receipts and Expenditures Schedule.....	52
Independent Accountants' Report on Internal Control Over Financial Reporting and on Compliance and Other Matters Required by <i>Government Auditing Standards</i> .....	53
Independent Accountants' Report on Compliance with Requirements Applicable to its Major Federal Program and Internal Control Over Compliance in Accordance with OMB Circular A-133.....	55
Schedule of Findings.....	57

**This page intentionally left blank.**



## Auditor of State Betty Montgomery

### INDEPENDENT ACCOUNTANTS' REPORT

Claymont City School District  
Tuscarawas County  
201 North 3<sup>rd</sup> Street  
Dennison, Ohio 44621

To the Board of Education:

We have audited the accompanying financial statements of the governmental activities, the major General Fund, and the aggregate remaining fund information of Claymont City School District, Tuscarawas County, Ohio, (the District) as of and for the year ended June 30, 2006, which collectively comprise the District's basic financial statements as listed in the Table of Contents. These financial statements are the responsibility of the District's management. Our responsibility is to express opinions on these financial statements based on our audit.

We conducted our audit in accordance with auditing standards generally accepted in the United States of America and the standards applicable to financial audits contained in the Comptroller General of the United States' *Government Auditing Standards*. Those standards require that we plan and perform the audit to reasonably assure whether the financial statements are free of material misstatement. An audit includes examining, on a test basis, evidence supporting the amounts and disclosures in the financial statements. An audit also includes assessing the accounting principles used and significant estimates made by management, as well as evaluating the overall financial statement presentation. We believe our audit provides a reasonable basis for our opinions.

In our opinion, the financial statements referred to above present fairly, in all material respects, the respective financial position of the governmental activities, the major General Fund, and the aggregate remaining fund information of Claymont City School District, Tuscarawas County, Ohio, as of June 30, 2006, and the respective changes in financial position, where applicable, thereof and the budgetary comparison for the General Fund for the year then ended in conformity with accounting principles generally accepted in the United States of America.

In accordance with *Government Auditing Standards*, we have also issued our report dated November 6, 2006, on our consideration of the District's internal control over financial reporting and our tests of its compliance with certain provisions of laws, regulations, contracts and grant agreements and other matters. While we did not opine on the internal control over financial reporting or on compliance, that report describes the scope of our testing of internal control over financial reporting and compliance and the results of that testing. That report is an integral part of an audit performed in accordance with *Government Auditing Standards*. You should read it in conjunction with this report in assessing the results of our audit.

Management's Discussion and Analysis is not a required part of the basic financial statements but is supplementary information accounting principles generally accepted in the United States of America requires. We have applied certain limited procedures, consisting principally of inquiries of management regarding the methods of measuring and presenting the required supplementary information. However, we did not audit the information and express no opinion on it.

We conducted our audit to opine on the financial statements that collectively comprise the District's basic financial statements. The federal awards receipt and expenditure schedule is required by U.S. Office of Management and Budget Circular A-133, *Audits of States, Local Governments, and Non-Profit Organizations*, and is also not a required part of the basic financial statements. We subjected the federal awards receipt and expenditure schedule to the auditing procedures applied in the audit of the basic financial statements. In our opinion, this information is fairly stated in all material respects in relation to the basic financial statements taken as a whole.



**Betty Montgomery**  
Auditor of State

November 6, 2006

**CLAYMONT CITY SCHOOL DISTRICT  
TUSCARAWAS COUNTY, OHIO**

MANAGEMENT'S DISCUSSION AND ANALYSIS  
FOR THE FISCAL YEAR ENDED JUNE 30, 2006  
UNAUDITED

The discussion and analysis of the Claymont City School District's (the "District") financial performance provides an overall review of the District's financial activities for the fiscal year ended June 30, 2006. The intent of this discussion and analysis is to look at the District's financial performance as a whole; readers should also review the basic financial statements and the notes to the basic financial statements to enhance their understanding of the District's financial performance.

**Financial Highlights**

Key financial highlights for 2006 are as follows:

- In total, net assets of governmental activities decreased \$31,193 which represents a 0.13% decrease from 2005.
- General revenues accounted for \$15,872,305 in revenue or 81.17% of all revenues. Program specific revenues in the form of charges for services and sales, grants and contributions accounted for \$3,681,867 or 18.83% of total revenues of \$19,554,172.
- The District had \$19,585,365 in expenses related to governmental activities; only \$3,681,867 of these expenses was offset by program specific charges for services, grants or contributions. General revenues supporting governmental activities (primarily taxes and unrestricted grants and entitlements) of \$15,872,305 were not adequate to provide for these programs.
- The District's only major governmental fund is the general fund. The general fund had \$16,165,583 in revenues and other financing sources and \$15,864,916 in expenditures and other financing uses. During fiscal 2006, the general fund's fund balance increased \$300,667 from \$1,759,417 to \$2,060,084.

**Using these Basic Financial Statements**

This annual report consists of a series of financial statements and notes to those statements. These statements are organized so the reader can understand the District as a financial whole, an entire operating entity. The statements then proceed to provide an increasingly detailed look at specific financial activities.

The *Statement of Net Assets* and *Statement of Activities* provide information about the activities of the whole District, presenting both an aggregate view of the District's finances and a longer-term view of those finances. Fund financial statements provide the next level of detail. For governmental funds, these statements tell how services were financed in the short-term as well as what remains for future spending. The fund financial statements also look at the District's most significant funds with all other nonmajor funds presented in total in one column. In the case of the District, the general fund is by far the most significant fund, and the only governmental fund reported as a major fund.

**Reporting the District as a Whole**

***Statement of Net Assets and the Statement of Activities***

While this document contains the large number of funds used by the District to provide programs and activities, the view of the District as a whole looks at all financial transactions and asks the question, "How did we do financially during 2006?" The Statement of Net Assets and the Statement of Activities answer this question. These statements include *all assets, liabilities, revenues and expenses* using the *accrual basis of accounting* similar to the accounting used by most private-sector companies. This basis of accounting will take into account all of the current year's revenues and expenses regardless of when cash is received or paid.

These two statements report the District's *net assets* and changes in those assets. This change in net assets is important because it tells the reader that, for the District as a whole, the *financial position* of the District has improved or diminished. The causes of this change may be the result of many factors, some financial, some not. Non-financial factors include the District's property tax base, current property tax laws in Ohio restricting revenue growth, facility conditions, required educational programs and other factors.

**CLAYMONT CITY SCHOOL DISTRICT  
TUSCARAWAS COUNTY, OHIO**

MANAGEMENT'S DISCUSSION AND ANALYSIS  
FOR THE FISCAL YEAR ENDED JUNE 30, 2006  
UNAUDITED

In the Statement of Net Assets and the Statement of Activities, the Governmental Activities include the District's programs and services, including instruction, support services, operation and maintenance of plant, pupil transportation, extracurricular activities, and food service operations.

The District's statement of net assets and statement of activities can be found on pages 14-15 of this report.

**Reporting the District's Most Significant Funds**

***Fund Financial Statements***

The analysis of the District's major governmental fund begins on page 9. Fund financial reports provide detailed information about the District's major funds. The District uses many funds to account for a multitude of financial transactions. However, these fund financial statements focus on the District's most significant funds. The District's only major governmental fund is the general fund.

***Governmental Funds***

Most of the District's activities are reported in governmental funds, which focus on how money flows into and out of those funds and the balances left at year-end available for spending in future periods. These funds are reported using an accounting method called *modified accrual* accounting, which measures cash and all other *financial assets* that can readily be converted to cash. The governmental fund financial statements provide a detailed *short-term* view of the District's general government operations and the basic services it provides. Governmental fund information helps you determine whether there are more or fewer financial resources that can be spent in the near future to finance educational programs. The relationship (or differences) between governmental *activities* (reported in the Statement of Net Assets and the Statement of Activities) and governmental *funds* is reconciled in the basic financial statements. The basic governmental fund financial statements can be found on pages 16-20 of this report.

***Reporting the District's Fiduciary Responsibilities***

The District is the trustee, or fiduciary, for its scholarship programs. This activity is presented as a private-purpose trust fund. The District also acts in a trustee capacity as an agent for individuals or other entities. These activities are reported in an agency fund. All of the District's fiduciary activities are reported in separate Statements of Fiduciary Net Assets and Changes in Fiduciary Net Assets on pages 21 and 22. These activities are excluded from the District's other financial statements because the assets cannot be utilized by the District to finance its operations.

***Notes to the Basic Financial Statements***

The notes provide additional information that is essential to a full understanding of the data provided in the government-wide and fund financial statements. These notes to the basic financial statements can be found on pages 23-50 of this report.



**CLAYMONT CITY SCHOOL DISTRICT  
TUSCARAWAS COUNTY, OHIO**

MANAGEMENT'S DISCUSSION AND ANALYSIS  
FOR THE FISCAL YEAR ENDED JUNE 30, 2006  
UNAUDITED

**The District as a Whole**

The Statement of Net Assets provides the perspective of the District as a whole.

The table below provides a summary of the District's net assets for 2006 and 2005.

	<b>Net Assets</b>	
	Governmental Activities 2006	Governmental Activities 2005
<b><u>Assets</u></b>		
Current and other assets	\$ 9,372,750	\$ 9,001,391
Capital assets	<u>25,406,683</u>	<u>26,288,337</u>
Total assets	<u>34,779,433</u>	<u>35,289,728</u>
<b><u>Liabilities</u></b>		
Current liabilities	5,538,495	6,003,217
Long-term liabilities	<u>5,781,750</u>	<u>5,796,130</u>
Total liabilities	<u>11,320,245</u>	<u>11,799,347</u>
<b><u>Net Assets</u></b>		
Invested in capital assets, net of related debt	20,971,438	21,677,711
Restricted	1,314,671	1,071,086
Unrestricted	<u>1,173,079</u>	<u>741,584</u>
Total net assets	<u>\$ 23,459,188</u>	<u>\$ 23,490,381</u>

Over time, net assets can serve as a useful indicator of a government's financial position. At June 30, 2006, the District's assets exceeded liabilities by \$23,459,188. Of this total, \$1,173,079 is unrestricted in use.

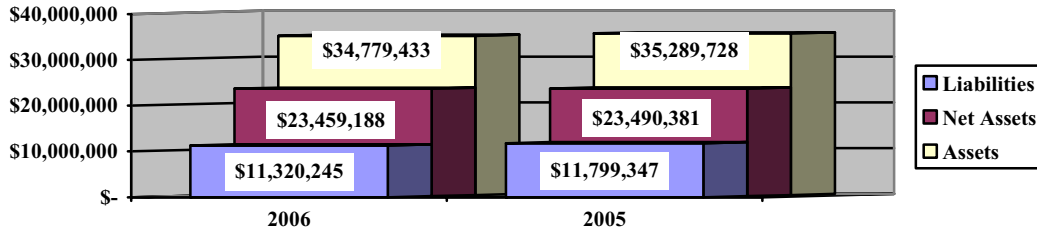
At year-end, capital assets represented 73.05% of total assets. Capital assets include land, land improvements, buildings and improvements, furniture and equipment and vehicles. Capital assets, net of related debt to acquire the assets at June 30, 2006, were \$20,971,438. These capital assets are used to provide services to the students and are not available for future spending. Although the District's investment in capital assets is reported net of related debt, it should be noted that the resources to repay the debt must be provided from other sources, since capital assets may not be used to liquidate these liabilities.

A portion of the District's net assets, \$1,314,671, represents resources that are subject to external restriction on how they may be used. The remaining balance of unrestricted net assets of \$1,173,079 may be used to meet the District's ongoing obligations to the students and creditors.

**CLAYMONT CITY SCHOOL DISTRICT  
TUSCARAWAS COUNTY, OHIO**

MANAGEMENT'S DISCUSSION AND ANALYSIS  
FOR THE FISCAL YEAR ENDED JUNE 30, 2006  
UNAUDITED

**Governmental Activities**



The table below shows the change in net assets for fiscal years 2006 and 2005.

**Change in Net Assets**

	Governmental Activities <u>2006</u>	Governmental Activities <u>2005</u>
<b><u>Revenues</u></b>		
Program revenues:		
Charges for services and sales	\$ 1,319,457	\$ 1,251,300
Operating grants and contributions	2,337,450	2,209,494
Capital grants and contributions	24,960	5,409
General revenues:		
Property taxes	4,213,715	3,715,343
Grants and entitlements	11,440,800	11,468,313
Investment earnings	217,269	95,059
Other	<u>521</u>	<u>35,669</u>
 Total revenues	 <u>\$ 19,554,172</u>	 <u>\$ 18,780,587</u>

**CLAYMONT CITY SCHOOL DISTRICT  
TUSCARAWAS COUNTY, OHIO**

MANAGEMENT'S DISCUSSION AND ANALYSIS  
FOR THE FISCAL YEAR ENDED JUNE 30, 2006  
UNAUDITED

	<u>Governmental Activities 2006</u>	<u>Governmental Activities 2005</u>
<b><u>Expenses</u></b>		
Program expenses:		
Instruction:		
Regular	\$ 8,616,895	\$ 8,555,247
Special	2,342,128	2,378,721
Vocational	354,039	326,037
Other	-	7,365
Support services:		
Pupil	798,301	771,617
Instructional staff	1,070,140	1,034,106
Board of education	41,518	34,588
Administration	1,476,869	1,419,827
Fiscal	323,201	306,837
Business	58,669	89,391
Operations and maintenance	1,631,941	1,526,993
Pupil transportation	729,061	721,542
Central	479,622	480,430
Food service operations	775,694	739,185
Operations of non-instructional services	55,257	12,947
Extracurricular activities	597,522	619,982
Intergovernmental pass through	82,320	88,740
Interest and fiscal charges	<u>152,188</u>	<u>289,366</u>
Total expenses	<u>19,585,365</u>	<u>19,402,921</u>
Change in net assets	(31,193)	(622,334)
Net assets at beginning of year	<u>23,490,381</u>	<u>24,112,715</u>
Net assets at end of year	<u>\$ 23,459,188</u>	<u>\$ 23,490,381</u>

**Governmental Activities**

Net assets of the District's governmental activities decreased \$31,193. Total governmental expenses of \$19,585,365 were offset by program revenues of \$3,681,867 and general revenues of \$15,872,305. Program revenues supported 18.80% of the total governmental expenses.

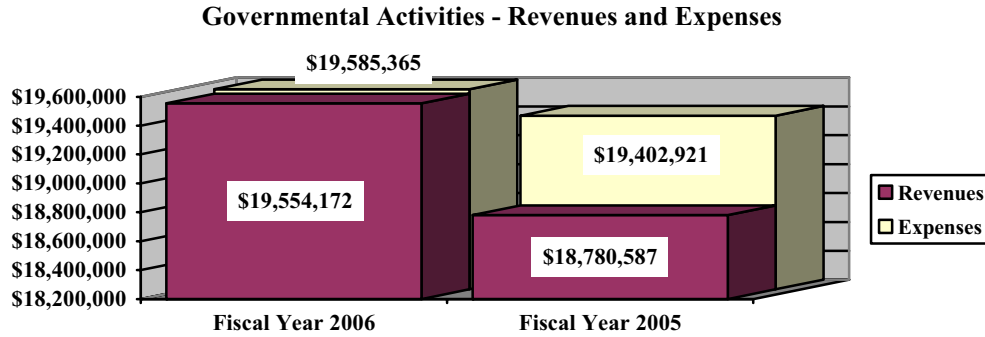
The primary sources of revenue for governmental activities are derived from property taxes, and grants and entitlements. These revenue sources represent 80.06% of total governmental revenue.

The largest expense of the District is for instructional programs. Instruction expenses totaled \$11,313,062 or 57.76% of total governmental expenses for fiscal year 2006.

**CLAYMONT CITY SCHOOL DISTRICT  
TUSCARAWAS COUNTY, OHIO**

MANAGEMENT'S DISCUSSION AND ANALYSIS  
FOR THE FISCAL YEAR ENDED JUNE 30, 2006  
UNAUDITED

The graph below presents the District's governmental activities revenue and expenses for fiscal years 2006 and 2005.



The Statement of Activities shows the cost of program services and the charges for services and grants offsetting those services. The following table shows, for governmental activities, the total cost of services and the net cost of services. That is, it identifies the cost of these services supported by tax revenue and unrestricted State grants and entitlements.

**Governmental Activities**

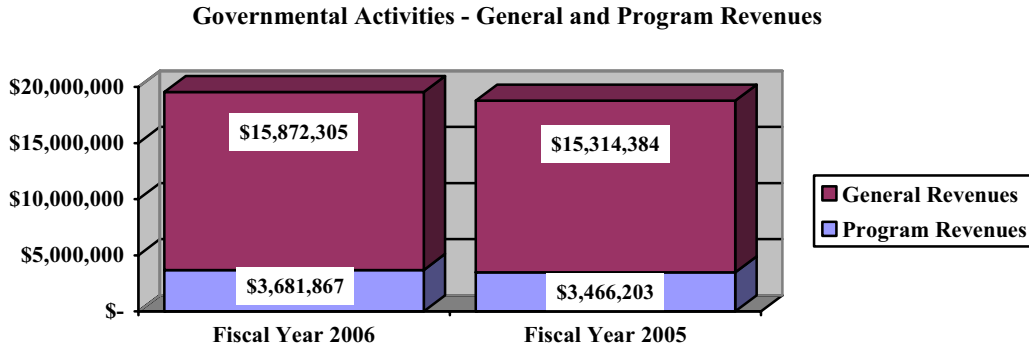
	Total Cost of Services 2006	Net Cost of Services 2006	Total Cost of Services 2005	Net Cost of Services 2005
<b>Program expenses</b>				
Instruction:				
Regular	\$ 8,616,895	\$ 7,337,239	\$ 8,555,247	\$ 7,406,269
Special	2,342,128	1,560,728	2,378,721	1,575,030
Vocational	354,039	354,039	326,037	326,037
Other	-	-	7,365	7,365
Support services:				
Pupil	798,301	749,278	771,617	739,789
Instructional staff	1,070,140	819,408	1,034,106	802,409
Board of education	41,518	41,518	34,588	27,954
Administration	1,476,869	1,365,233	1,419,827	1,341,528
Fiscal	323,201	323,201	306,837	306,837
Business	58,669	58,669	89,391	89,391
Operations and maintenance	1,631,941	1,631,941	1,526,993	1,518,393
Pupil transportation	729,061	723,280	721,542	716,369
Central	479,622	366,790	480,430	339,767
Food service operations	775,694	121,342	739,185	122,453
Operations of non-instructional services	55,257	(1,858)	12,947	(31,880)
Extracurricular activities	597,522	306,013	619,982	347,987
Intergovernmental pass through	82,320	(5,511)	88,740	11,654
Interest and fiscal charges	152,188	152,188	289,366	289,366
<b>Total expenses</b>	<u>\$ 19,585,365</u>	<u>\$ 15,903,498</u>	<u>\$ 19,402,921</u>	<u>\$ 15,936,718</u>

The dependence upon tax and other general revenues for governmental activities is apparent, 81.78% of instruction activities are supported through taxes, grants and entitlements and other general revenues. For all governmental activities, general revenue support is 81.20%. Grants and entitlements, as a whole, are by far the primary support for the District's students.

**CLAYMONT CITY SCHOOL DISTRICT  
TUSCARAWAS COUNTY, OHIO**

MANAGEMENT'S DISCUSSION AND ANALYSIS  
FOR THE FISCAL YEAR ENDED JUNE 30, 2006  
UNAUDITED

The graph below presents the District's governmental activities revenue for fiscal years 2006 and 2005.



**The District's Funds**

The District's governmental funds (as presented on page 16) reported a combined fund balance of \$3,307,248, which is higher than last year's total of \$2,392,206. The schedule below indicates the fund balance and the total change in fund balance as of June 30, 2006 and 2005.

	<u>Fund Balance</u> <u>June 30, 2006</u>	<u>Fund Balance</u> <u>June 30, 2005</u>	<u>Increase</u>
General	\$ 2,060,084	\$ 1,759,417	\$ 300,667
Other Governmental	<u>1,247,164</u>	<u>632,789</u>	<u>614,375</u>
Total	<u>\$ 3,307,248</u>	<u>\$ 2,392,206</u>	<u>\$ 915,042</u>

**General Fund**

The District's general fund balance increased \$300,667. The increase in fund balance can be attributed to the increase in tax revenue and tuition revenue. The increase in earnings on investment can be attributed to the increase in interest rates. The increase in capital outlay expenditures is a result of the seven new capital lease agreements entered into by the District during 2006. The table that follows assists in illustrating the financial activities and fund balance of the general fund.

**CLAYMONT CITY SCHOOL DISTRICT  
TUSCARAWAS COUNTY, OHIO**

MANAGEMENT'S DISCUSSION AND ANALYSIS  
FOR THE FISCAL YEAR ENDED JUNE 30, 2006  
UNAUDITED

	2006 <u>Amount</u>	2005 <u>Amount</u>	Increase <u>(Decrease)</u>	Percentage <u>Change</u>
<b><u>Revenues</u></b>				
Taxes	\$ 3,688,137	\$ 3,244,949	\$ 443,188	13.66 %
Tuition	751,203	667,031	84,172	12.62 %
Earnings on investments	208,263	90,188	118,075	130.92 %
Intergovernmental	11,329,505	11,362,133	(32,628)	(0.29) %
Other revenues	<u>113,235</u>	<u>155,102</u>	<u>(41,867)</u>	<u>(26.99) %</u>
Total	<u>\$ 16,090,343</u>	<u>\$ 15,519,403</u>	<u>\$ 570,940</u>	<u>3.68 %</u>
<b><u>Expenditures</u></b>				
Instruction	\$ 9,317,086	\$ 9,003,343	313,743	3.48 %
Support services	5,952,932	5,850,854	102,078	1.74 %
Extracurricular activities	311,037	303,542	7,495	2.47 %
Facilities acquisition and construction	1,600	2,920	(1,320)	(45.21) %
Capital outlay	75,240	-	75,240	100.00 %
Debt service	<u>31,965</u>	<u>25,976</u>	<u>5,989</u>	<u>23.06 %</u>
Total	<u>\$ 15,689,860</u>	<u>\$ 15,186,635</u>	<u>\$ 503,225</u>	<u>3.31 %</u>

***General Fund Budgeting Highlights***

The District's budget is prepared according to Ohio law and is based on accounting for certain transactions on a basis of cash receipts, disbursements and encumbrances. The most significant budgeted fund is the general fund.

During the course of fiscal 2006, the District amended its general fund budget several times. For the general fund, final budgeted revenues and other financing sources were \$14,495,921, which is the same as the original budgeted revenues and other financing sources estimate. Actual revenues and other financing sources for fiscal 2006 were \$16,295,755. A portion of this increase is due to advances in of \$401,632. The District is not required to budget for advances because they represent a temporary cash flow resource and are intended to be repaid.

General fund original appropriations (appropriated expenditures plus other financing uses) of \$17,359,979 were increased to \$17,813,468 in the final budget. The actual budget basis expenditures and other financing uses for fiscal year 2006 totaled \$16,923,065, which were \$890,403 lower than the final budget appropriations.

**Capital Assets and Debt Administration**

***Capital Assets***

At the end of fiscal 2006, the District had \$25,406,683 invested in land, land improvements, buildings and improvements, furniture and equipment, and vehicles. This entire amount is reported in governmental activities. The following table shows fiscal 2006 balances compared to 2005:

**CLAYMONT CITY SCHOOL DISTRICT  
TUSCARAWAS COUNTY, OHIO**


MANAGEMENT'S DISCUSSION AND ANALYSIS  
FOR THE FISCAL YEAR ENDED JUNE 30, 2006  
UNAUDITED

**Capital Assets at June 30  
(Net of Depreciation)**

	Governmental Activities	
	2006	2005
Land	\$ 247,253	\$ 247,253
Land improvements	158,792	157,091
Building and improvements	23,133,982	23,932,203
Furniture and equipment	1,440,800	1,571,068
Vehicles	425,856	380,722
<b>Total</b>	<b>\$ 25,406,683</b>	<b>\$ 26,288,337</b>

The overall decrease in capital assets of \$881,654 is primarily due to depreciation expense of \$1,116,006 exceeding capital outlays of \$234,352 in the fiscal year.

The graphs below present the District's capital assets for fiscal 2006 and fiscal 2005.



See Note 8 to the basic financial statements for additional information on the District's capital assets.

***Debt Administration***

At June 30, 2006 the District had \$4,344,247 in general obligation bonds (the issue is comprised of current issue bonds and capital appreciation bonds) and \$125,657 in capital lease obligations outstanding. Of this total, \$310,739 is due within one year and \$4,159,165 is due within greater than one year. The following table summarizes the bonds and capital lease obligations outstanding.

**CLAYMONT CITY SCHOOL DISTRICT  
TUSCARAWAS COUNTY, OHIO**

MANAGEMENT'S DISCUSSION AND ANALYSIS  
FOR THE FISCAL YEAR ENDED JUNE 30, 2006  
UNAUDITED

**Outstanding Debt, at Year End**

	<u>Governmental Activities 2006</u>	<u>Governmental Activities 2005</u>
Current interest bonds	\$ 4,105,000	\$ 4,465,000
Capital appreciation bonds	239,247	222,186
Capital lease obligations	<u>125,657</u>	<u>76,029</u>
Total	<u>\$ 4,469,904</u>	<u>\$ 4,763,215</u>

At June 30, 2006 the District's overall legal debt margin was \$10,535,311 (including available funds of \$421,657) and an unvoted debt margin of \$160,258.

See Note 10 to the basic financial statements for detail on the District's debt administration.

**Current Financial Related Activities**

Due to the commitment of the Board and Administration, the District has carefully managed its general fund budgets in order to optimize the dollars available for educating the students it serves, and to minimize the need for additional millage. The general fund cash balance was \$3,534,257 at June 30, 2006.

Several significant legislative and judicial actions have occurred that will have a major impact on our District and the current cash balance. The Ohio Supreme Court ruled in March 1997 that the State of Ohio was operating an unconstitutional educational system, one that was neither "adequate" nor "equitable." The State has yet to develop, and may not have the ability to fully fund, a constitutional educational system.

AM. Sub. HB - 95, the budget approved by the State for fiscal years 2004 and 2005, reinforces the belief that the State cannot fully fund an "adequate" or "equitable" system. (This belief is reaffirmed in the paragraph below.) A major concern is the added fear that the State may have to reduce their funds for a second year due to lower than projected revenues, which will create several challenges for the District. In addition the legislature is eliminating or phasing out portions of the local tax base and may force the need for additional millage sooner than the five-year projection of 2009.

HB-66, the budget approved by the State for fiscal years 2006 and 2007, eliminates the Cost of Doing Business (CODB) factor which will reduce the amount of per pupil funding each school will receive. The CODB factor is reduced by half in fiscal year 2007 and completely eliminated in fiscal year 2008. Beginning in tax year 2006, the State will eliminate from the local tax base 25% of the Tangible Personal Property Tax (which represents 70% of the total value of Personal Property) each year until completely gone in fiscal year 2010. The State has made provisions, however, to hold the school district harmless until 2010 and then phased-out from 2011 through 2017 but the preliminary numbers are not showing that to be the case. The State has instituted a new Commercial Activity Tax (CAT) on businesses that will be used to offset this loss but it is still too early to determine if this will indeed occur.

Regardless of what happens, the District will continue its commitment to operate an effective and efficient educational facility.



**CLAYMONT CITY SCHOOL DISTRICT  
TUSCARAWAS COUNTY, OHIO**

**MANAGEMENT'S DISCUSSION AND ANALYSIS  
FOR THE FISCAL YEAR ENDED JUNE 30, 2006  
UNAUDITED**

**Contacting the District's Financial Management**

This financial report is designed to provide our citizens, taxpayers, investors and creditors with a general overview of the District's finances and to show the District's accountability for the money it receives. If you have questions about this report or need additional financial information contact Mrs. Sue Raymond, Treasurer, Claymont City School District, 201 North 3<sup>rd</sup> Street, Dennison, Ohio 44621-1278.

**CLAYMONT CITY SCHOOL DISTRICT  
TUSCARAWAS COUNTY, OHIO**

STATEMENT OF NET ASSETS  
JUNE 30, 2006

	<b>Governmental Activities</b>
<b>Assets:</b>	
Equity in pooled cash and cash equivalents. . .	\$ 5,154,381
Receivables:	
Taxes . . . . .	3,957,848
Accounts . . . . .	1,466
Intergovernmental . . . . .	178,660
Accrued interest . . . . .	70
Prepayments . . . . .	15,283
Materials and supplies inventory . . . . .	15,908
Unamortized bond issue costs . . . . .	49,134
Capital assets:	
Land . . . . .	247,253
Depreciable capital assets, net . . . . .	25,159,430
Capital assets, net. . . . .	25,406,683
 Total assets. . . . .	 34,779,433
 <b>Liabilities:</b>	
Accounts payable. . . . .	58,139
Accrued wages and benefits . . . . .	1,920,571
Pension obligation payable. . . . .	386,161
Intergovernmental payable . . . . .	94,424
Deferred revenue . . . . .	3,069,415
Accrued interest payable . . . . .	9,785
Long-term liabilities:	
Due within one year. . . . .	478,209
Due within more than one year . . . . .	5,303,541
Total liabilities . . . . .	11,320,245
 <b>Net Assets:</b>	
Invested in capital assets, net of related debt. . . . .	20,971,438
Restricted for:	
Capital projects . . . . .	244,771
Debt service. . . . .	451,897
Classroom facilities maintenance . . . . .	333,791
Locally funded programs . . . . .	45,074
State funded programs . . . . .	38,503
Federally funded programs . . . . .	63,584
Student activities . . . . .	62,701
Public school support. . . . .	67,057
Other purposes . . . . .	7,293
Unrestricted . . . . .	1,173,079
Total net assets . . . . .	\$ 23,459,188

SEE ACCOMPANYING NOTES TO THE BASIC FINANCIAL STATEMENTS

**CLAYMONT CITY SCHOOL DISTRICT  
TUSCARAWAS COUNTY, OHIO**

STATEMENT OF ACTIVITIES  
FOR THE FISCAL YEAR ENDED JUNE 30, 2006

		Program Revenues			Net (Expense) Revenue and Changes in Net Assets
	Expenses	Charges for Services and Sales	Operating Grants and Contributions	Capital Grants and Contributions	Governmental Activities
<b>Governmental Activities:</b>					
Instruction:					
Regular . . . . .	\$ 8,616,895	\$ 804,848	\$ 474,808	\$ -	\$ (7,337,239)
Special . . . . .	2,342,128	-	781,400	-	(1,560,728)
Vocational . . . . .	354,039	-	-	-	(354,039)
Support services:					
Pupil . . . . .	798,301	-	49,023	-	(749,278)
Instructional staff . . . . .	1,070,140	-	250,732	-	(819,408)
Board of education . . . . .	41,518	-	-	-	(41,518)
Administration . . . . .	1,476,869	6,000	105,636	-	(1,365,233)
Fiscal . . . . .	323,201	-	-	-	(323,201)
Business . . . . .	58,669	-	-	-	(58,669)
Operations and maintenance . . . . .	1,631,941	-	-	-	(1,631,941)
Pupil transportation . . . . .	729,061	5,781	-	-	(723,280)
Central . . . . .	479,622	-	87,872	24,960	(366,790)
Operation of non-instructional services:					
Food service operations . . . . .	775,694	211,319	443,033	-	(121,342)
Other non-instructional services . . . . .	55,257	-	57,115	-	1,858
Extracurricular activities . . . . .	597,522	291,509	-	-	(306,013)
Intergovernmental pass-through . . . . .	82,320	-	87,831	-	5,511
Interest and fiscal charges . . . . .	152,188	-	-	-	(152,188)
<b>Total governmental activities . . . . .</b>	<b>\$ 19,585,365</b>	<b>\$ 1,319,457</b>	<b>\$ 2,337,450</b>	<b>\$ 24,960</b>	<b>(15,903,498)</b>
<b>General Revenues:</b>					
Property taxes levied for:					
General purposes . . . . .					3,719,593
Special revenue . . . . .					66,863
Debt service . . . . .					427,259
Grants and entitlements not restricted to specific programs . . . . .					11,440,800
Investment earnings . . . . .					217,269
Miscellaneous . . . . .					521
<b>Total general revenues . . . . .</b>					<b>15,872,305</b>
Change in net assets . . . . .					(31,193)
<b>Net assets at beginning of year . . . . .</b>					<b>23,490,381</b>
<b>Net assets at end of year . . . . .</b>					<b>\$ 23,459,188</b>

SEE ACCOMPANYING NOTES TO THE BASIC FINANCIAL STATEMENTS

**CLAYMONT CITY SCHOOL DISTRICT  
TUSCARAWAS COUNTY, OHIO**

BALANCE SHEET  
GOVERNMENTAL FUNDS  
JUNE 30, 2006

	<u>General</u>	<u>Other Governmental Funds</u>	<u>Total Governmental Funds</u>
<b>Assets:</b>			
Equity in pooled cash and cash equivalents . . . . .	\$ 3,534,257	\$ 1,620,124	\$ 5,154,381
Receivables:			
Taxes . . . . .	3,502,127	455,721	3,957,848
Accounts . . . . .	304	1,162	1,466
Intergovernmental . . . . .	-	178,660	178,660
Accrued interest . . . . .	70	-	70
Interfund loans . . . . .	261,398	-	261,398
Prepayments . . . . .	15,283	-	15,283
Materials and supplies inventory . . . . .	-	15,908	15,908
	<u>          </u>	<u>          </u>	<u>          </u>
Total assets . . . . .	<u>\$ 7,313,439</u>	<u>\$ 2,271,575</u>	<u>\$ 9,585,014</u>
<b>Liabilities:</b>			
Accounts payable . . . . .	\$ 43,142	\$ 14,997	\$ 58,139
Accrued wages and benefits . . . . .	1,657,860	262,711	1,920,571
Compensated absences payable . . . . .	64,367	11,899	76,266
Pension obligation payable . . . . .	331,757	54,404	386,161
Intergovernmental payable . . . . .	83,204	11,220	94,424
Interfund loan payable . . . . .	-	261,398	261,398
Deferred revenue . . . . .	3,073,025	407,782	3,480,807
	<u>          </u>	<u>          </u>	<u>          </u>
Total liabilities . . . . .	<u>5,253,355</u>	<u>1,024,411</u>	<u>6,277,766</u>
<b>Fund Balances:</b>			
Reserved for encumbrances . . . . .	707,425	206,436	913,861
Reserved for materials and supplies inventory . . . . .	-	15,908	15,908
Reserved for prepayments . . . . .	15,283	-	15,283
Reserved for property tax unavailable for appropriation . . . . .	429,102	57,939	487,041
Reserved for debt service . . . . .	-	371,440	371,440
Unreserved, undesignated, reported in:			
General fund . . . . .	908,274	-	908,274
Special revenue funds . . . . .	-	350,670	350,670
Capital projects funds . . . . .	-	244,771	244,771
	<u>          </u>	<u>          </u>	<u>          </u>
Total fund balances . . . . .	<u>2,060,084</u>	<u>1,247,164</u>	<u>3,307,248</u>
	<u>          </u>	<u>          </u>	<u>          </u>
Total liabilities and fund balances . . . . .	<u>\$ 7,313,439</u>	<u>\$ 2,271,575</u>	<u>\$ 9,585,014</u>

SEE ACCOMPANYING NOTES TO THE BASIC FINANCIAL STATEMENTS

**CLAYMONT CITY SCHOOL DISTRICT  
TUSCARAWAS COUNTY, OHIO**

RECONCILIATION OF TOTAL GOVERNMENTAL FUND BALANCES TO  
NET ASSETS OF GOVERNMENTAL ACTIVITIES  
JUNE 30, 2006

<b>Total governmental fund balances</b>		\$	3,307,248
<i>Amounts reported for governmental activities in the statement of net assets are different because:</i>			
Capital assets used in governmental activities are not financial resources and therefore are not reported in the funds.			25,406,683
Other long-term assets are not available to pay for current-period expenditures and therefore are deferred in the funds			
Taxes	\$	401,392	
Intergovernmental revenue		10,000	
Total			411,392
Unamortized deferred charges are not recognized in the funds			415,928
Unamortized premiums on bond issuance is not recognized in the funds.			(609,096)
Unamortized bond issuance costs are not recognized in the funds			49,134
Accrued interest payable is not due and payable in the current period and therefore is not reported in the funds.			(9,785)
Long-term liabilities, including bonds payable, are not due and payable in the current period and therefore are not reported in the funds.			
Compensated absences		(1,042,412)	
General obligation bonds payable		(4,344,247)	
Capital lease obligation		(125,657)	
Total			(5,512,316)
<b>Net assets of governmental activities</b>		\$	23,459,188

SEE ACCOMPANYING NOTES TO THE BASIC FINANCIAL STATEMENTS

**CLAYMONT CITY SCHOOL DISTRICT  
TUSCARAWAS COUNTY, OHIO**

STATEMENT OF REVENUES, EXPENDITURES AND CHANGES IN FUND BALANCES  
GOVERNMENTAL FUNDS  
FOR THE FISCAL YEAR ENDED JUNE 30, 2006

	<u>General</u>	<u>Other Governmental Funds</u>	<u>Total Governmental Funds</u>
<b>Revenues:</b>			
From local sources:			
Taxes . . . . .	\$ 3,688,137	\$ 492,547	\$ 4,180,684
Tuition . . . . .	751,203	-	751,203
Transportation fees . . . . .	5,781	-	5,781
Charges for services. . . . .	-	211,319	211,319
Earnings on investments. . . . .	208,263	9,006	217,269
Extracurricular. . . . .	-	245,247	245,247
Classroom materials and fees . . . . .	51,186	2,459	53,645
Other local revenues. . . . .	8,283	100,045	108,328
Other revenue . . . . .	47,985	14,940	62,925
Intergovernmental - State. . . . .	11,300,611	454,968	11,755,579
Intergovernmental - Federal . . . . .	28,894	2,126,126	2,155,020
Total revenue . . . . .	<u>16,090,343</u>	<u>3,656,657</u>	<u>19,747,000</u>
<b>Expenditures:</b>			
Current:			
Instruction:			
Regular . . . . .	7,441,906	433,345	7,875,251
Special. . . . .	1,540,096	746,495	2,286,591
Vocational. . . . .	335,084	-	335,084
Support services:			
Pupil. . . . .	743,509	44,146	787,655
Instructional staff . . . . .	802,061	236,499	1,038,560
Board of education . . . . .	41,518	-	41,518
Administration. . . . .	1,327,387	97,598	1,424,985
Fiscal . . . . .	310,103	10,757	320,860
Business . . . . .	44,259	-	44,259
Operations and maintenance. . . . .	1,551,608	77,042	1,628,650
Pupil transportation . . . . .	773,378	-	773,378
Central. . . . .	359,109	110,289	469,398
Operation of non-instructional services:			
Food service operations . . . . .	-	707,597	707,597
Other non-instructional services . . . . .	-	53,966	53,966
Extracurricular activities. . . . .	311,037	255,517	566,554
Intergovernmental pass-through . . . . .	-	82,320	82,320
Facilities acquisition and construction . . . . .	1,600	246	1,846
Capital outlay . . . . .	75,240	-	75,240
Debt service:			
Principal retirement . . . . .	25,612	225,000	250,612
Interest and fiscal charges . . . . .	6,353	128,510	134,863
Bond issuance costs . . . . .	-	52,056	52,056
Total expenditures . . . . .	<u>15,689,860</u>	<u>3,261,383</u>	<u>18,951,243</u>
Excess of revenues over expenditures . . . . .	<u>400,483</u>	<u>395,274</u>	<u>795,757</u>
<b>Other financing sources (uses):</b>			
Transfers in . . . . .	-	175,056	175,056
Transfers (out). . . . .	(175,056)	-	(175,056)
Capital lease transaction. . . . .	75,240	-	75,240
Sale of bonds . . . . .	-	4,534,588	4,534,588
Premium on sale of bonds . . . . .	-	645,313	645,313
Payment to refunded bond escrow agent . . . . .	-	(5,127,845)	(5,127,845)
Total other financing sources (uses) . . . . .	<u>(99,816)</u>	<u>227,112</u>	<u>127,296</u>
Net change in fund balances . . . . .	300,667	622,386	923,053
<b>Fund balances at beginning of year. . . . .</b>	<b>1,759,417</b>	<b>632,789</b>	<b>2,392,206</b>
<b>Decrease in reserve for inventory . . . . .</b>	<b>-</b>	<b>(8,011)</b>	<b>(8,011)</b>
<b>Fund balances at end of year . . . . .</b>	<u><b>\$ 2,060,084</b></u>	<u><b>\$ 1,247,164</b></u>	<u><b>\$ 3,307,248</b></u>

SEE ACCOMPANYING NOTES TO THE BASIC FINANCIAL STATEMENTS

**CLAYMONT CITY SCHOOL DISTRICT  
TUSCARAWAS COUNTY, OHIO**

RECONCILIATION OF THE STATEMENT OF REVENUES, EXPENDITURES  
AND CHANGES IN FUND BALANCES OF GOVERNMENTAL FUNDS  
TO THE STATEMENT OF ACTIVITIES  
FOR THE FISCAL YEAR ENDED JUNE 30, 2006

<b>Net change in fund balances - total governmental funds</b>	\$	923,053
<i>Amounts reported for governmental activities in the statement of activities are different because:</i>		
Governmental funds report capital outlays as expenditures. However, in the statement of activities, the cost of those assets is allocated over their estimated useful lives as depreciation expense. This is the amount by which depreciation expense exceeds capital outlays in the current period.		
Capital asset additions	\$ 234,352	
Current year depreciation	<u>(1,116,006)</u>	
Total		(881,654)
Proceeds of refunding bonds are recorded as revenue in the governmental funds, but the repayment reduces long-term liabilities in the statement of net assets.		
		(4,534,588)
Deferred charges are recognized as expenditures in the governmental funds, however, they are amortized over the life of the issuance in the statement of activities.		
		415,928
Premiums on debt issuances are recognized as revenues in the governmental funds, however, they are amortized over the life of the issuance in the statement of activities.		
		(609,096)
Bond issuance costs are recognized as expenditures in the governmental funds, however, they are amortized over the life of the issuance in the statement of activities.		
		49,134
Governmental funds report expenditures for inventory when purchased. However, in the statement of activities, they are reported as an expense when consumed.		
		(8,011)
Revenues in the statement of activities that do not provide current financial resources are not reported as revenues in the funds		
Taxes	33,031	
Intergovernmental	<u>(225,859)</u>	
Total		(192,828)
Repayment of bond and capital lease principal is an expenditure in the governmental funds, but the repayment reduces long-term liabilities on the statement of net assets		
		4,937,798
Proceeds of capital leases are recorded as revenue in the funds, however, on the statement of activities, they are not reported as revenues as they increase the liabilities on the statement of net assets		
		(75,240)
In the statement of activities, interest is accrued on outstanding bonds, whereas in governmental funds, interest is expensed when due. The following items resulted in additional interest being reported on the statement of activities		
Decrease in accrued interest payable	8,770	
Accreted interest on capital appreciation bonds	<u>(34,659)</u>	
Total		(25,889)
Some expenses reported in the statement of activities, such as compensated absences, do not require the use of current financial resources and therefore are not reported as expenditures in governmental funds.		
		<u>(29,800)</u>
<b>Change in net assets of governmental activities</b>	<b>\$</b>	<b><u>(31,193)</u></b>

SEE ACCOMPANYING NOTES TO THE BASIC FINANCIAL STATEMENTS

**CLAYMONT CITY SCHOOL DISTRICT  
TUSCARAWAS COUNTY, OHIO**

STATEMENT OF REVENUES, EXPENDITURES AND CHANGES IN  
FUND BALANCE - BUDGET AND ACTUAL (NON-GAAP BUDGETARY BASIS)  
GENERAL FUND  
FOR THE FISCAL YEAR ENDED JUNE 30, 2006

	<u>Budgeted Amounts</u>			<b>Variance with Final Budget Positive (Negative)</b>
	<u>Original</u>	<u>Final</u>	<u>Actual</u>	
<b>Revenues:</b>				
From local sources:				
Taxes . . . . .	\$ 3,572,500	\$ 3,572,500	\$ 3,466,193	\$ (106,307)
Tuition . . . . .	502,500	502,500	751,203	248,703
Transportation fees . . . . .	2,500	2,500	6,055	3,555
Earnings on investments . . . . .	50,000	50,000	208,219	158,219
Classroom materials and fees . . . . .	40,800	40,800	51,186	10,386
Other local revenues . . . . .	26,100	26,100	20,846	(5,254)
Other revenue . . . . .	44,500	44,500	47,985	3,485
Intergovernmental - State . . . . .	10,274,021	10,274,021	11,300,611	1,026,590
Intergovernmental - Federal . . . . .	10,000	10,000	39,961	29,961
<b>Total revenue . . . . .</b>	<u>14,522,921</u>	<u>14,522,921</u>	<u>15,892,259</u>	<u>1,369,338</u>
<b>Expenditures:</b>				
Current:				
Instruction:				
Regular . . . . .	7,309,842	7,599,842	7,476,759	123,083
Special . . . . .	1,761,883	1,761,883	1,696,666	65,217
Vocational . . . . .	403,645	403,645	365,057	38,588
Other . . . . .	35,000	35,000	-	35,000
Support services:				
Pupil . . . . .	796,972	796,972	756,540	40,432
Instructional staff . . . . .	907,057	907,057	824,267	82,790
Board of education . . . . .	60,799	60,799	47,765	13,034
Administration . . . . .	1,632,530	1,632,530	1,463,804	168,726
Fiscal . . . . .	408,702	408,702	335,623	73,079
Business . . . . .	202,229	202,229	90,666	111,563
Operations and maintenance . . . . .	1,957,236	1,957,236	1,778,653	178,583
Pupil transportation . . . . .	989,947	989,947	837,440	152,507
Central . . . . .	499,483	499,483	397,935	101,548
Extracurricular activities . . . . .	341,087	341,087	311,552	29,535
Facilities acquisition and construction . . . . .	35,000	35,000	18,450	16,550
<b>Total expenditures . . . . .</b>	<u>17,341,412</u>	<u>17,631,412</u>	<u>16,401,177</u>	<u>1,230,235</u>
Excess of revenues under expenditures . . . . .	<u>(2,818,491)</u>	<u>(3,108,491)</u>	<u>(508,918)</u>	<u>2,599,573</u>
<b>Other financing sources (uses):</b>				
Refund of prior year expenditure . . . . .	-	-	1,543	1,543
Refund of prior year receipt . . . . .	-	(7,000)	(6,676)	324
Transfers (out) . . . . .	(18,567)	(175,056)	(175,056)	-
Advances in . . . . .	-	-	401,632	401,632
Advances (out) . . . . .	-	-	(340,156)	(340,156)
Sale of capital assets . . . . .	-	-	321	321
<b>Total other financing sources (uses) . . . . .</b>	<u>(18,567)</u>	<u>(182,056)</u>	<u>(118,392)</u>	<u>63,664</u>
Net change in fund balance . . . . .	(2,837,058)	(3,290,547)	(627,310)	2,663,237
<b>Fund balance at beginning of year . . . . .</b>	2,404,558	2,404,558	2,404,558	-
<b>Prior year encumbrances appropriated . . . . .</b>	1,006,893	1,006,893	1,006,893	-
<b>Fund balance at end of year . . . . .</b>	<u>\$ 574,393</u>	<u>\$ 120,904</u>	<u>\$ 2,784,141</u>	<u>\$ 2,663,237</u>

SEE ACCOMPANYING NOTES TO THE BASIC FINANCIAL STATEMENTS



**CLAYMONT CITY SCHOOL DISTRICT  
TUSCARAWAS COUNTY, OHIO**

STATEMENT OF FIDUCIARY NET ASSETS  
FIDUCIARY FUNDS  
JUNE 30, 2006

	<b>Private-Purpose Trust</b>	
	<b>Scholarship</b>	<b>Agency</b>
<b>Assets:</b>		
Equity in pooled cash and cash equivalents . . . . .	\$ 6,378	\$ 23,395
Total assets. . . . .	6,378	\$ 23,395
<b>Liabilities:</b>		
Due to students . . . . .	-	\$ 23,395
Total liabilities . . . . .	-	\$ 23,395
<b>Net Assets:</b>		
Held in trust for scholarships . . . . .	\$ 6,378	

SEE ACCOMPANYING NOTES TO THE BASIC FINANCIAL STATEMENTS

**CLAYMONT CITY SCHOOL DISTRICT  
TUSCARAWAS COUNTY, OHIO**

STATEMENT OF CHANGES IN FIDUCIARY NET ASSETS  
FIDUCIARY FUNDS  
FOR THE FISCAL YEAR ENDED JUNE 30, 2006

	<b>Private-Purpose Trust</b>	
	<b>Scholarship</b>	
<b>Additions:</b>		
Interest . . . . .	\$ 312	
<b>Deductions:</b>		
Scholarships awarded . . . . .	750	
Change in net assets . . . . .		(438)
<b>Net assets at beginning of year. . . . .</b>	<b>6,816</b>	
<b>Net assets at end of year . . . . .</b>	<b>\$ 6,378</b>	

SEE ACCOMPANYING NOTES TO THE BASIC FINANCIAL STATEMENTS

**CLAYMONT CITY SCHOOL DISTRICT  
TUSCARAWAS COUNTY, OHIO**

NOTES TO THE BASIC FINANCIAL STATEMENTS  
FOR THE FISCAL YEAR ENDED JUNE 30, 2006

**NOTE 1 - DESCRIPTION OF THE SCHOOL DISTRICT**

Claymont City School District (the "District") is a body politic and corporate established for the purpose of exercising the rights and privileges conveyed to it by the constitution and laws of the State of Ohio.

The District ranks as the 242<sup>nd</sup> largest by total enrollment among the 615 public school districts in the state. The District is located within the City of Uhrichsville and the Village of Dennison, Ohio. It operates under a locally-elected five-member board and provides educational services as authorized and mandated by state and federal agencies. The Board controls the District's six instructional support facilities staffed by 96 classified employees and 175 certificated teaching personnel, and 13 administrators, who provide services to 2,274 students. The District operates three elementary schools, a 5<sup>th</sup> - 6<sup>th</sup> grade intermediate school, a 7<sup>th</sup> - 8<sup>th</sup> grade junior high, one 9<sup>th</sup> - 12<sup>th</sup> high school and one garage.

**NOTE 2 - SUMMARY OF SIGNIFICANT ACCOUNTING POLICIES**

The basic financial statements of the District have been prepared in conformity with accounting principles generally accepted in the United States of America (GAAP) as applied to governmental units. The Governmental Accounting Standards Board (GASB) is the accepted standard-setting body for establishing governmental accounting and financial reporting principles. The District also applies Financial Accounting Standards Board (FASB) Statements and Interpretations issued on or before November 30, 1989, to its governmental activities provided they do not conflict with or contradict GASB pronouncements. The District's significant accounting policies are described below.

**A. Reporting Entity**

The reporting entity has been defined in accordance with GASB Statement No. 14, "The Financial Reporting Entity" as amended by GASB Statement No. 39, "Determining Whether Certain Organizations Are Component Units". The reporting entity is composed of the primary government, component units and other organizations that are included to ensure that the basic financial statements of the District are not misleading. The primary government consists of all funds, departments, boards and agencies that are not legally separate from the District. For the District, this includes general operations, food service, preschool and student related activities of the District.

Component units are legally separate organizations for which the District is financially accountable. The District is financially accountable for an organization if the District appoints a voting majority of the organizations' government board and (1) the District is able to significantly influence the programs or services performed or provided by the organization; or (2) the District is legally entitled to or can otherwise access the organization's resources; or (3) the District is legally obligated or has otherwise assumed the responsibility to finance the deficits of, or provide financial support to, the organization; or (4) the District is obligated for the debt of the organization. Component units may also include organizations that are fiscally dependent on the District in that the District approves the budget, the issuance of debt or the levying of taxes. Based upon the application of this criterion, the District has no component units. The basic financial statements of the reporting entity include only those of the District (the primary government).

The following entities, which perform activities within the District's boundaries for the benefit of its residents, are excluded from the basic financial statements because the District is not financially accountable for these entities nor are they fiscally dependent on the District.

**CLAYMONT CITY SCHOOL DISTRICT  
TUSCARAWAS COUNTY, OHIO**

NOTES TO THE BASIC FINANCIAL STATEMENTS  
FOR THE FISCAL YEAR ENDED JUNE 30, 2006

**NOTE 2 - SUMMARY OF SIGNIFICANT ACCOUNTING POLICIES - (Continued)**

City of Uhrichsville and the Village of Dennison

The City of Uhrichsville and the Village of Dennison are separate bodies politic and corporate. A mayor and council are elected independent of any District relationships, and administer the provision of traditional city services. Council acts as the taxing and budgeting authority for the City and for the Village.

The following organizations are described due to their relationship to the District:

*JOINTLY GOVERNED ORGANIZATIONS*

Buckeye Joint Vocational School District (JVSD)

The JVSD is a separate body politic and corporate, established by the Ohio Revised Code to provide for the vocational and special education needs of the students. The JVSD's Board of Education is comprised of representatives from the Board of each participating school district. The JVSD's Board is responsible for approving its own budgets, appointing personnel and accounting and finance related activities. The District's students may attend the JVSD. Each school district's control is limited to its representation on the JVSD's Board. During fiscal year 2006, no monies were paid to the JVSD by the District.

Ohio Mid-Eastern Regional Educational Services Agency (OME-RESA)

OME-RESA is a not-for-profit computer service organization whose primary function is to provide information technology services to its member school districts with the major emphasis being placed on accounting, payroll and inventory control services. Other areas of service provided by the OME-RESA include pupil scheduling, attendance and grade reporting, career guidance services, special education records, and test scoring.

The OME-RESA is one of 23 regional service organizations serving over 600 public school districts in the State of Ohio that make up the Ohio Educational Computer Network (OECN). These service organizations are known as Data Acquisition Sites. The OECN is a collective group of Data Acquisition Sites, authorized pursuant to Section 3301.075 of the Ohio Revised Code, and their member school districts. Such sites, in conjunction with the Ohio Department of Education (ODE), comprise a statewide delivery system to provide comprehensive, cost-efficient accounting and other administrative and instructional computer services for participating Ohio school districts.

Major funding for this network is derived from the State of Ohio. In addition, a majority of the software utilized by the OME-RESA is developed by the ODE.

The OME-RESA is owned and operated by 49 member school districts in 10 different Ohio counties. The member school districts are comprised of public school districts and county boards of education. Each member district pays an annual fee for services provided by OME-RESA. OME-RESA is governed by a board of directors, which is selected by the member districts. Each member district has one vote in all matters and each member district's control over budgeting and financing of OME-RESA is limited to its voting authority and any representation it may have on the board of directors.

The OME-RESA is located at 2023 Sunset Blvd., Steubenville, Ohio 43952. The Jefferson County Educational Service Center is one of OME-RESA's member districts, and acts in the capacity of fiscal agent for OME-RESA.

**CLAYMONT CITY SCHOOL DISTRICT  
TUSCARAWAS COUNTY, OHIO**

NOTES TO THE BASIC FINANCIAL STATEMENTS  
FOR THE FISCAL YEAR ENDED JUNE 30, 2006

**NOTE 2 - SUMMARY OF SIGNIFICANT ACCOUNTING POLICIES - (Continued)**

Tuscarawas County Tax Incentive Review Council (TCTIRC)

The TCTIRC is a jointly governed organization, created as a regional council of governments pursuant to state statutes. TCTIRC has 22 members, consisting of 3 members appointed by the County Commissioners, 4 members appointed by municipal corporations, 6 members appointed by township trustees, 1 member from the county auditor's office and 8 members appointed by boards of education located within the County. TCTIRC reviews and evaluates the performance of each Enterprise Zone Agreement. This body is advisory in nature and cannot directly impact an existing Enterprise Zone Agreement; however, the council can make written recommendations to the legislative authority that approved the agreement. There is no cost associated with being a member of this council. The continued existence of the TRTIRC is not dependent on the District's continued participation and no equity interest exists.

*PUBLIC ENTITY RISK POOLS*

Ohio School Boards Association Workers' Compensation Group Rating Plan

The District participates in a group rating plan for workers' compensation as established under Section 4123.29 of the Ohio Revised Code. The Ohio School Boards Association Workers' Compensation Group Rating Plan (the Plan) was established through the Ohio School Boards Association (OSBA) as a group purchasing pool. The Plan's business and affairs are conducted by a three-member Board of Directors consisting of the President, the President-Elect, and the Immediate Past President of the OSBA. The Executive Director of the OSBA, or his designee, serves as coordinator of the Plan. Each year, the participating school districts pay an enrollment fee to the Plan to cover the costs of administering the program.

Stark County Schools Council of Governments

The Stark County Schools Council of Governments Health Benefit Plan is a shared risk pool, with participants from Stark, Summit and Portage Counties. The consortium is governed by an assembly, which consists of one representative from each participating District (usually the superintendent or designee). The assembly elects officers for two-year terms to serve on the Board of Directors. The assembly exercises control over the operation of the consortium. All consortium revenues are generated from charges for services. Financial information can be obtained by writing to Stark County Educational Service Center, 2100 38<sup>th</sup> Street, Canton, Ohio 44709.

*RELATED ORGANIZATION*

Claymont Public Library

The Claymont Public Library is a related organization to the District. The School Board members are responsible for appointing the trustees of the Public Library; however, the School Board cannot influence the Library's operation nor does the Library represent a potential financial benefit or burden to the District. Although the District does serve as the taxing authority and may issue tax relief related debt on behalf of the Library, its role is limited to a ministerial function. Once the Library determines to present a levy to voters, including the determination of the rate and duration, the District must place the levy on the ballot. The Library may issue debt and determines its own budget. Financial information can be obtained from the Claymont Public Library, 215 E. 3<sup>rd</sup> Street, Uhrichsville, Ohio 44683.

**CLAYMONT CITY SCHOOL DISTRICT  
TUSCARAWAS COUNTY, OHIO**

NOTES TO THE BASIC FINANCIAL STATEMENTS  
FOR THE FISCAL YEAR ENDED JUNE 30, 2006

**NOTE 2 - SUMMARY OF SIGNIFICANT ACCOUNTING POLICIES - (Continued)**

**B. Fund Accounting**

The District uses funds to maintain its financial records during the year. A fund is defined as a fiscal and accounting entity with a self balancing set of accounts. There are three categories of funds: governmental, proprietary and fiduciary. The District does not have proprietary funds.

*GOVERNMENTAL FUNDS*

Governmental funds are those through which most governmental functions typically are financed. Governmental fund reporting focuses on the sources, uses and balances of current financial resources. Expendable assets are assigned to the various governmental funds according to the purposes for which they may or must be used. Current liabilities are assigned to the fund from which they will be paid. The difference between governmental fund assets and liabilities is reported as fund balance. The following is the District's major governmental fund:

*General Fund* - The general fund is used to account for all financial resources except those required to be accounted for in another fund. The general fund balance is available for any purpose provided it is expended or transferred according to the general laws of Ohio.

Other governmental funds of the District are used to account for (a) the accumulation of resources for, and payment of, general long-term principal, interest and related costs; (b) financial resources to be used for the acquisition, construction, or improvement of capital facilities other than those financed by trust funds; (c) for grants and other resources whose use is restricted to a particular purpose; and (d) for food service operations.

*FIDUCIARY FUNDS*

Fiduciary fund reporting focuses on net assets and changes in net assets. The fiduciary fund category is split into four classifications: pension trust funds, investment trust funds, private-purpose trust funds and agency funds. Trust funds are used to account for assets held by the District under a trust agreement for individuals, private organizations, or other governments and are therefore not available to support the District's own programs. The District's only trust fund is a private-purpose trust which accounts for scholarship programs for students. The agency fund is custodial in nature (assets equal liabilities) and does not involve measurement of results of operations.

**C. Basis of Presentation and Measurement Focus**

*Government-wide Financial Statements* - The statement of net assets and the statement of activities display information about the District as a whole. These statements include the financial activities of the primary government, except for fiduciary funds.

**CLAYMONT CITY SCHOOL DISTRICT  
TUSCARAWAS COUNTY, OHIO**

NOTES TO THE BASIC FINANCIAL STATEMENTS  
FOR THE FISCAL YEAR ENDED JUNE 30, 2006

**NOTE 2 - SUMMARY OF SIGNIFICANT ACCOUNTING POLICIES - (Continued)**

The government-wide statement of activities presents a comparison between direct expenses and program revenues for each function or program of the governmental activities of the District. Direct expenses are those that are specifically associated with a service, program or department and therefore clearly identifiable to a particular function. Program revenues include amounts paid by the recipient of goods or services offered by the program and grants and contributions that are restricted to meeting the operational or capital requirements of a particular program. Revenues not classified as program revenues are presented as general revenues of the District.

The government-wide financial statements are prepared using the economic resources measurement focus. All assets and all liabilities associated with the operation of the District are included on the statement of net assets.

*Fund Financial Statements* - Fund financial statements report detailed information about the District. The focus of governmental fund financial statements is on major funds rather than reporting funds by type. Each major fund is presented in a separate column, and all nonmajor funds are aggregated into one column. Fiduciary funds are reported by fund type.

All governmental funds are accounted for using a flow of current financial resources measurement focus. With this measurement focus, only current assets and current liabilities generally are included on the balance sheet. The statement of revenues, expenditures and changes in fund balances reports on the sources (i.e., revenues and other financing sources) and uses (i.e., expenditures and other financing uses) of current financial resources. This approach differs from the manner in which the governmental activities of the government-wide financial statements are prepared. Governmental fund financial statements therefore include a reconciliation with brief explanations to better identify the relationship between the government-wide statements and the statements for governmental funds.

The private-purpose trust fund is reported using the economic resources measurement focus. The agency fund does not report a measurement focus as it does not report operations.

**D. Basis of Accounting**

Basis of accounting determines when transactions are recorded in the financial records and reported on the financial statements. Government-wide financial statements are prepared using the accrual basis of accounting. Governmental funds use the modified accrual basis of accounting. Fiduciary funds use the accrual basis of accounting.

*Revenues - Exchange and Non-exchange Transactions* - Revenue resulting from exchange transactions, in which each party gives and receives essentially equal value, is recorded on the accrual basis when the exchange takes place. On a modified accrual basis, revenue is recorded in the fiscal year in which the resources are measurable and become available. Available means that the resources will be collected within the current fiscal year or are expected to be collected soon enough thereafter to be used to pay liabilities of the current fiscal year. For the District, available means expected to be received within sixty days of fiscal year-end.

Nonexchange transactions, in which the District receives value without directly giving equal value in return, include property taxes, grants, entitlements and donations. On an accrual basis, revenue from property taxes is recognized in the fiscal year for which the taxes are levied (see Note 6).

**CLAYMONT CITY SCHOOL DISTRICT  
TUSCARAWAS COUNTY, OHIO**

NOTES TO THE BASIC FINANCIAL STATEMENTS  
FOR THE FISCAL YEAR ENDED JUNE 30, 2006

**NOTE 2 - SUMMARY OF SIGNIFICANT ACCOUNTING POLICIES - (Continued)**

Revenue from grants, entitlements and donations is recognized in the fiscal year in which all eligibility requirements have been satisfied. Eligibility requirements include timing requirements, which specify the year when the resources are required to be used or the fiscal year when use is first permitted, matching requirements, in which the District must provide local resources to be used for a specified purpose, and expenditure requirements, in which the resources are provided to the District on a reimbursement basis. On a modified accrual basis, revenue from nonexchange transactions must also be available before it can be recognized.

Under the modified accrual basis, the following revenue sources are considered to be both measurable and available at fiscal year-end: property taxes available as an advance, interest, tuition, grants, student fees and rentals.

*Deferred Revenue* - Deferred revenue arises when assets are recognized before revenue recognition criteria have been satisfied. Property taxes for which there is an enforceable legal claim as of June 30, 2006, but which were levied to finance fiscal year 2007 operations, have been recorded as deferred revenue. Grants and entitlements received before the eligibility requirements are met are also recorded as deferred revenue.

On governmental fund financial statements, receivables that will not be collected within the available period have also been reported as deferred revenue.

*Expenses/Expenditures* - On the accrual basis of accounting, expenses are recognized at the time they are incurred. The fair value of donated commodities used during the year is reported in the Statement of Revenues, Expenditures and Changes in Fund Balances as an expenditure with a like amount reported as intergovernmental revenue.

The measurement focus of governmental fund accounting is on decreases in net financial resources (expenditures) rather than expenses. Expenditures are generally recognized in the accounting period in which the related fund liability is incurred, if measurable. Allocation of cost, such as depreciation and amortization, are not recognized in governmental funds.

**E. Budgets**

The budgetary process is prescribed by provisions of the Ohio Revised Code and entails the preparation of budgetary documents within an established timetable. The major documents prepared are the Tax Budget, the Certificate of Estimated Resources, and the Appropriation Resolution, all of which are prepared on the budgetary basis of accounting. The Certificate of Estimated Resources and the Appropriations Resolution are subject to amendment throughout the year with the legal restriction that appropriations cannot exceed estimated resources, as certified.

All funds, other than agency funds, are legally required to be budgeted and appropriated. The primary level of budgetary control has been established by the Board of Education at the function level of expenditures for the general fund and the fund level of expenditures for all other funds. Any budgetary modifications at these levels may only be made by resolution of the Board of Education.

Advances in and advances out are not required to be budgeted since they represent a temporary cash flow resource and are intended to be repaid.



**CLAYMONT CITY SCHOOL DISTRICT  
TUSCARAWAS COUNTY, OHIO**

NOTES TO THE BASIC FINANCIAL STATEMENTS  
FOR THE FISCAL YEAR ENDED JUNE 30, 2006

**NOTE 2 - SUMMARY OF SIGNIFICANT ACCOUNTING POLICIES - (Continued)**

*TAX BUDGET*

On July 25, 2002, the Tuscarawas County Budget Commission voted to waive the requirement that school districts adopt a tax budget as required by Section 5705.28 of the Ohio Revised Code, by January 15 and the filing by January 20. In order to complete other necessary documents, the Budget Commission now requires certain information to be filed by May 1. Information required includes the general fund five year forecast submitted to the Department of Education, projected revenues and expenditures line items for all levy funds, projected revenues and debt requirements (principal and interest) and amortization schedules for the debt service fund, and balances and total anticipated activity for all other funds

*ESTIMATED RESOURCES*

The Board of Education accepts, by formal resolution, the tax rates as determined by the County Budget Commission and receives the Commission's Certificate of Estimated Resources, which states the projected revenue of each fund. Prior to June 30, the District must revise its budget so that total contemplated expenditures from any fund during the ensuing year will not exceed the amount stated in the Certificate of Estimated Resources. The revised budget then serves as the basis for the appropriation measure. On or about July 1, the certificate is amended to include any unencumbered cash balances from the preceding year. The certificate may be further amended during the year if projected increases or decreases in revenue are identified by the District Treasurer. The amounts reported in the budgetary statements reflect the amounts in the original and final amended certificate issued during fiscal year 2006.

*APPROPRIATIONS*

Upon receipt from the County Auditor of an Amended Certificate of Estimated Resources based on final assessed values and tax rates or a certificate saying no new certificate is necessary, the Annual Appropriation Resolution must be legally enacted by the Board of Education at the function level of expenditures for the general fund and at the fund level of expenditures for all other funds, which is the legal level of budgetary control. Prior to the passage of the Annual Appropriation Resolution, the Board of Education may pass a temporary appropriation measure to meet the ordinary expenses of the District. The Appropriation Resolution must be within the estimated resources as certified by the County Budget Commission and the total of expenditures and encumbrances may not exceed the appropriation totals at any level of control. Any revisions that alter the appropriations at the legal level of control must be approved by the Board of Education. The Treasurer maintains budgetary information at the object level and has the authority to allocate appropriations at the object level in the general fund and function and object level in all other funds without resolution by the Board of Education.

The Board of Education may pass supplemental fund appropriations so long as the total appropriations by fund do not exceed the amounts set forth in the most recent Certificate of Estimated Resources. Supplemental appropriations were legally enacted by the Board during fiscal year 2006.

The budget figures, which appear in the statement of budgetary comparisons, represent the original and final appropriation amounts, including all supplemental appropriations. Formal budgetary integration is employed as a management control device during the year for all funds other than agency funds, consistent with statutory provisions.

**CLAYMONT CITY SCHOOL DISTRICT  
TUSCARAWAS COUNTY, OHIO**

NOTES TO THE BASIC FINANCIAL STATEMENTS  
FOR THE FISCAL YEAR ENDED JUNE 30, 2006

**NOTE 2 - SUMMARY OF SIGNIFICANT ACCOUNTING POLICIES - (Continued)**

*LAPSING OF APPROPRIATIONS*

At the close of each fiscal year, the unencumbered balance of each appropriation reverts to the respective fund from which it was appropriated and becomes subject to future appropriation. Encumbered appropriations are carried forward to the succeeding fiscal year and are not re-appropriated.

**F. Cash and Investments**

To improve cash management, cash received by the District is pooled. Monies for all funds are maintained in this pool. Individual fund integrity is maintained through the District's records. Each fund's interest in the pool is presented as "Equity in Pooled Cash and Cash Equivalents" on the basic financial statements.

During fiscal year 2006, investments were limited to the State Treasury Asset Reserve of Ohio (STAR Ohio). STAR Ohio is an investment pool managed by the State Treasurer's Office, which allows governments within the state to pool their funds for investment purposes. STAR Ohio is not registered with the SEC as an investment company, but does operate in a manner consistent with Rule 2a7 of the Investment Company Act of 1940. Investments in STAR Ohio are valued at STAR Ohio's share price, which is the price the investment could be sold for on June 30, 2006.

Under existing Ohio statute, the Board of Education has, by resolution, specified funds to receive an allocation of interest earnings. Interest revenue credited to the general fund during fiscal year 2006 amounted to \$208,263, which includes \$56,110 assigned from other District funds.

For presentation on the basic financial statements, investments of the cash management pool and investments with original maturities of three months or less at the time they are purchased by the District are considered to be cash equivalents. Investments with an initial maturity of more than three months are reported as investments.

An analysis of the District's investment account at year-end is provided in Note 4.

**G. Inventory**

On government-wide and fund financial statements, inventories are presented at the lower of cost or market on a first-in, first-out basis and are expensed when used. Inventories are accounted for using the consumption method.

Inventory consists of donated food and purchased food.

**H. Capital Assets**

General capital assets are those related to government activities. These assets generally result from expenditures in the governmental funds. These assets are reported in the governmental activities column of the government-wide statement of net assets but are not reported in the fund financial statements.

**CLAYMONT CITY SCHOOL DISTRICT  
TUSCARAWAS COUNTY, OHIO**

NOTES TO THE BASIC FINANCIAL STATEMENTS  
FOR THE FISCAL YEAR ENDED JUNE 30, 2006

**NOTE 2 - SUMMARY OF SIGNIFICANT ACCOUNTING POLICIES - (Continued)**

All capital assets are capitalized at cost (or estimated historical cost) and updated for additions and retirements during the year. Donated capital assets are recorded at their fair market values as of the date received. The District maintains a capitalization threshold of \$5,000 for its general capital assets. Improvements are capitalized; the costs of normal maintenance and repairs that do not add to the value of the asset or materially extend an asset's life are not.

All reported capital assets except land are depreciated. Improvements are depreciated over the remaining useful lives of the related capital assets. Depreciation is computed using the straight-line method over the following useful lives:

<u>Description</u>	<u>Governmental Activities Estimated Lives</u>
Land improvements	20 years
Buildings and improvements	25 - 50 years
Furniture and equipment	5 - 20 years
Vehicles	6 - 10 years

**I. Interfund Balances**

On fund financial statements, receivables and payables resulting from short-term interfund loans are classified as "interfund receivables/payables." These amounts are eliminated in the governmental activities column on the Statement of Net Assets.

**J. Compensated Absences**

GASB Statement No. 16, "Accounting for Compensated Absences", specifies the method used to accrue liabilities for leave benefits. Vacation benefits are accrued as a liability as the benefits are earned if the employees' rights to receive compensation are attributable to services already rendered and it is probable that the District will compensate the employees for the benefits through paid time off or some other means. The District records a liability for accumulated unused vacation time when earned for all employees with more than one year of service.

Sick leave benefits are accrued as a liability using the termination method. An accrual for earned sick leave is made to the extent that is probable that benefits will result in termination payments. The liability is an estimate based on the District's past experience of making termination payments.

The total liability for vacation and severance payments has been calculated using pay rates in effect at June 30, 2006, and reduced to the maximum payment allowed by labor contract and/or statute, plus any additional salary related payments.

The entire compensated absence liability is reported on the government-wide financial statements.

For governmental fund financial statements, compensated absences are recognized as liabilities and expenditures as payments come due each period upon the occurrence of employee resignations and retirements.

**CLAYMONT CITY SCHOOL DISTRICT  
TUSCARAWAS COUNTY, OHIO**

NOTES TO THE BASIC FINANCIAL STATEMENTS  
FOR THE FISCAL YEAR ENDED JUNE 30, 2006

**NOTE 2 - SUMMARY OF SIGNIFICANT ACCOUNTING POLICIES - (Continued)**

**K. Accrued Liabilities and Long-Term Obligations**

All payables, accrued liabilities and long-term obligations are reported in the government-wide financial statements.

In general, governmental fund payables and accrued liabilities that, once incurred, are paid in a timely manner and in full from current financial resources are reported as obligations of the funds. However, claims and judgments, compensated absences, and contractually required pension contributions that will be paid from governmental funds are reported as a liability in the fund financial statements only to the extent that they are due for payment during the current year. Bonds are recognized as a liability on the fund financial statements when due.

**L. Unamortized Issuance Cost/Bond Premium and Discount/Accounting Gain or Loss**

On government-wide financial statements, issuance costs are deferred and amortized over the term of the bonds using the straight line method, which approximates the effective interest method. Unamortized issuance costs are recorded as a separate line item on the Statement of Net Assets.

Bond premiums are deferred and accreted over the term of the bonds. Bond premiums are presented as an addition to the face amount of the bonds.

For bond refundings resulting in the defeasance of debt reported in the government-wide financial statements, the difference between the reacquisition price and the net carrying amount of the old debt is deferred and amortized as a component of interest expense. This accounting gain or loss is amortized over the remaining life of the old debt or the life of the new debt, whichever is shorter, and is presented as an addition to or reduction of the face amount of the new debt.

On the governmental fund financial statements, issuance costs and bond premiums are recognized in the current period. A reconciliation between the bonds face value and the amount reported on the statement of net assets is presented in Note 10. A.

**M. Fund Reserves**

Reserved fund balances indicate that portion of fund equity which is not available for current appropriation or is legally segregated for a specific use. Fund balances are reserved for encumbrances, materials and supplies inventory, prepayments, tax advance unavailable for appropriation and debt service. The unreserved portions of fund equity reflected for the governmental funds are available for use within the specific purposes of those funds. The reserve for tax revenue unavailable for appropriation represents taxes recognized as revenue under GAAP but not available for appropriations under state statute.

**N. Net Assets**

Net assets represent the difference between assets and liabilities. Net assets invested in capital assets, net of related debt consist of capital assets, net of accumulated depreciation, reduced by the outstanding balances of any borrowings used for the acquisition, construction or improvement of those assets. Net assets are reported as restricted when there are limitations imposed on their use either through the enabling legislation or through external restrictions imposed by creditors, grantors or laws or regulations of other governments.

**CLAYMONT CITY SCHOOL DISTRICT  
TUSCARAWAS COUNTY, OHIO**

NOTES TO THE BASIC FINANCIAL STATEMENTS  
FOR THE FISCAL YEAR ENDED JUNE 30, 2006

**NOTE 2 - SUMMARY OF SIGNIFICANT ACCOUNTING POLICIES - (Continued)**

The District applies restricted resources first when an expense is incurred for purposes for which both restricted and unrestricted net assets are available. As of June 30, 2006, net assets restricted by enabling legislation were \$700,455 in the statement of net assets.

**O. Prepayments**

Certain payments to vendors reflect the costs applicable to future accounting periods and are recorded as prepaid items in both government-wide and fund financial statements. These items are reported as assets on the balance sheet using the consumption method. A current asset for the prepaid amounts is recorded at the time of the purchase and the expenditure/expense is reported in the year in which services are consumed.

**P. Estimates**

The preparation of the basic financial statements in conformity with GAAP requires management to make estimates and assumptions that affect the amounts reported in the basic financial statements and accompanying notes. Actual results may differ from those estimates.

**Q. Interfund Activity**

Exchange transactions between funds are reported as revenues in the seller funds and as expenditures/expenses in the purchaser funds. Flows of cash or goods from one fund to another without a requirement for repayment are reported as interfund transfers. Interfund transfers are reported as other financing sources/uses in governmental funds. Repayments from funds responsible for particular expenditures/expenses to the funds that initially paid for them are not presented on the basic financial statements.

**R. Parochial and Private Schools**

Within the District boundaries, the Immaculate Conception School and Rush Christian School is operated through the Columbus Catholic Diocese. Current state legislation provides funding to these parochial schools. These monies are received and disbursed on behalf of the parochial school by the Treasurer of the District, as directed by the parochial school. The fiduciary responsibility of the District for these monies is reflected in a non major governmental fund for financial reporting purposes.

**S. Extraordinary and Special Items**

Extraordinary items are transactions or events that are both unusual in nature and infrequent in occurrence. Special items are transactions or events that are within the control of the Board of Education and that are either unusual in nature or infrequent in occurrence. Neither type of transaction occurred during fiscal 2006.

**CLAYMONT CITY SCHOOL DISTRICT  
TUSCARAWAS COUNTY, OHIO**

NOTES TO THE BASIC FINANCIAL STATEMENTS  
FOR THE FISCAL YEAR ENDED JUNE 30, 2006

**NOTE 3 - CHANGE IN ACCOUNTING PRINCIPLES AND ACCOUNTABILITY**

**A. Changes in Accounting Principles**

For fiscal year 2006, the District has implemented GASB Statement No. 42, "Accounting and Financial Reporting for Impairment of Capital Assets and for Insurance Recoveries", GASB Statement No. 46, "Net Assets Restricted by Enabling Legislation", and GASB Statement No. 47, "Accounting for Termination Benefits".

GASB Statement No. 42 amends GASB Statement No. 34 and establishes accounting and financial reporting standards for impairment of capital assets and accounting requirements for insurance recoveries.

GASB Statement No. 46 defines enabling legislation and specifies how net assets should be reported in the financial statements when there are changes in such legislation. The Statement also requires governments to disclose in the notes to the financial statements the amount of net assets restricted by enabling legislation.

GASB Statement No. 47 establishes accounting standards for termination benefits.

The implementation of GASB Statement No. 42, GASB Statement No. 46 and GASB Statement No. 47 did not have an effect on the fund balances/net assets of the District as previously reported at June 30, 2005.

**B. Deficit Fund Balances**

Fund balances at June 30, 2006 included the following individual fund deficits:

<u>Nonmajor Funds</u>	<u>Deficit</u>
Food Service	\$ 61,777
Ohio Reads	1,887
Poverty Aid	11,419
Miscellaneous State Grants	6,536
Job Training Partnership	7,702

These funds complied with Ohio state law, which does not permit a cash basis deficit at year-end. The general fund is liable for any deficits in these funds and provides transfers when cash is required, not when accruals occur. The deficit fund balances result from adjustments for accrued liabilities.

**NOTE 4 - DEPOSITS AND INVESTMENTS**

State statutes classify monies held by the District into three categories.

Active deposits are public deposits necessary to meet current demands on the treasury. Such monies must be maintained either as cash in the District treasury, in commercial accounts payable or withdrawable on demand, including negotiable order of withdrawal (NOW) accounts, or in money market deposit accounts.

**CLAYMONT CITY SCHOOL DISTRICT  
TUSCARAWAS COUNTY, OHIO**

NOTES TO THE BASIC FINANCIAL STATEMENTS  
FOR THE FISCAL YEAR ENDED JUNE 30, 2006

**NOTE 4 - DEPOSITS AND INVESTMENTS - (Continued)**

Inactive deposits are public deposits that the Board of Education has identified as not required for use within the current five year period of designation of depositories. Inactive deposits must either be evidenced by certificates of deposit maturing not later than the end of the current period of designation of depositories, or by savings or deposit accounts including, but not limited to, passbook accounts.

Interim deposits are deposits of interim monies. Interim moneys are those monies which are not needed for immediate use but which will be needed before the end of the current period of designation of depositories. Interim deposits must be evidenced by time certificates of deposit maturing not more than one year from the date of deposit or by savings or deposit accounts including passbook accounts.

Protection of District's deposits is provided by the Federal Deposit Insurance Corporation (FDIC), by eligible securities pledged by the financial institution as security for repayment, by surety company bonds deposited with the Treasurer by the financial institution or by a single collateral pool established by the financial institution to secure the repayment of all public monies deposited with the institution.

Interim monies to be deposited or invested in the following securities:

1. United States Treasury Notes, Bills, Bonds, or any other obligation or security issued by the United States Treasury or any other obligation guaranteed as to principal and interest by the United States;
2. Bonds, notes, debentures, or any other obligations or securities issued by any federal government agency or instrumentality, including but not limited to, the Federal National Mortgage Association, Federal Home Loan Bank, Federal Farm Credit Bank, Federal Home Loan Mortgage Corporation, Government National Mortgage Association, and Student Loan Marketing Association. All federal agency securities shall be direct issuances of federal government agencies or instrumentalities;
3. Written repurchase agreements in the securities listed above provided that the market value of the securities subject to the repurchase agreement must exceed the principal value of the agreement by at least two percent and be marked to market daily, and that the term of the agreement must not exceed thirty days;
4. Bonds and other obligations of the State of Ohio;
5. No-load money market mutual funds consisting exclusively of obligations described in division (1) or (2) of this section and repurchase agreements secured by such obligations, provided that investments in securities described in this division are made only through eligible institutions;
6. The State Treasurer's investment pool (STAR Ohio);
7. Certain banker's acceptance and commercial paper notes for a period not to exceed one hundred eighty days from the purchase date in an amount not to exceed twenty-five percent of the interim monies available for investment at any one time: and,
8. Under limited circumstances, corporate debt interests rated in either of the two highest classifications by at least two nationally recognized rating agencies.

**CLAYMONT CITY SCHOOL DISTRICT  
TUSCARAWAS COUNTY, OHIO**

NOTES TO THE BASIC FINANCIAL STATEMENTS  
FOR THE FISCAL YEAR ENDED JUNE 30, 2006

**NOTE 4 - DEPOSITS AND INVESTMENTS - (Continued)**

Investments in stripped principal or interest obligations reverse repurchase agreements and derivatives are prohibited. The issuance of taxable notes for the purpose of arbitrage, the use of leverage and short selling are also prohibited. An investment must mature within five years from the date of purchase unless matched to a specific obligation or debt of the District, and must be purchased with the expectation that it will be held to maturity. Investments may only be made through specified dealers and institutions. Payment for investments may be made only upon delivery of the securities representing the investments to the Treasurer or, if the securities are not represented by a certificate, upon receipt of confirmation of transfer from the custodian.

**A. Deposits with Financial Institutions**

At June 30, 2006, the carrying amount of all District deposits was \$204,657. Based on the criteria described in GASB Statement No. 40, “Deposits and Investment Risk Disclosures”, as of June 30, 2006, \$239,405 of the District’s bank balance of \$341,782 was exposed to custodial risk as discussed below, while \$102,377 was covered by Federal Deposit Insurance Corporation.

Custodial credit risk is the risk that, in the event of bank failure, the District’s deposits may not be returned. All deposits are collateralized with eligible securities in amounts equal to at least 105% of the carrying value of the deposits. Such collateral, as permitted by the Ohio revised Code, is held in single financial institution collateral pools at Federal Reserve Banks, or at member banks of the federal reserve system, in the name of the respective depository bank and pledged as a pool of collateral against all of the public deposits it holds or as specific collateral held at the Federal Reserve Bank in the name of the District.

**B. Investments**

As of June 30, 2006, the District had the following investments and maturities:

<u>Investment type</u>	<u>Fair Value</u>	<u>Investment Maturities 6 months or less</u>
STAR Ohio	\$ 4,977,397	\$ 4,977,397

*Interest Rate Risk:* As a means of limiting its exposure to fair value losses arising from rising interest rates and according to state law, the District’s investment policy limits investment portfolio maturities to five years or less.

*Credit Risk:* The District’s investments in STAR Ohio were rated an AAAM money market rating by Standard & Poor’s.



**CLAYMONT CITY SCHOOL DISTRICT  
TUSCARAWAS COUNTY, OHIO**

NOTES TO THE BASIC FINANCIAL STATEMENTS  
FOR THE FISCAL YEAR ENDED JUNE 30, 2006

**NOTE 4 - DEPOSITS AND INVESTMENTS - (Continued)**

*Concentration of Credit Risk:* The District places no limit on the amount that may be invested in any one issuer. The following table includes the percentage of each investment type held by the District at June 30, 2006:

<u>Investment type</u>	<u>Fair Value</u>	<u>% to Total</u>
STAR Ohio	\$ 4,977,397	100.00

**C. Reconciliation of Cash and Investment to the Statement of Net Assets**

The following is a reconciliation of cash and investments as reported in the footnote above to cash and investments as reported on the statement of net assets as of June 30, 2006:

<u>Cash and Investments per footnote</u>		
Carrying amount of deposits	\$	204,657
Investments		4,977,397
Cash on hand		<u>2,100</u>
Total	\$	<u>5,184,154</u>
 <u>Cash and investments per Statement of Net Assets</u>		
Governmental activities	\$	5,154,381
Private-purpose trust funds		6,378
Agency funds		<u>23,395</u>
Total	\$	<u>5,184,154</u>

**NOTE 5 - INTERFUND TRANSACTIONS**

**A. Interfund Transfers**

Interfund transfers for the year ended June 30, 2006, consisted of the following, as reported on the fund financial statements:

<u>Transfers to Nonmajor Governmental funds from:</u>	<u>Amount</u>
General Fund	\$ 175,056

Transfers are used to (1) move revenues from the fund that statute or budget requires to collect them to the fund that statute or budget requires to expend them, and (2) use unrestricted revenues collected in the general fund to finance various programs accounted for in the other funds in accordance with budgetary authorizations.

Interfund transfers between governmental funds are eliminated for reporting in the statement of activities.

All transfers made in fiscal year 2006 were in accordance with Ohio Revised Code Section 5705.14, 5705.15 and 5705.16

**CLAYMONT CITY SCHOOL DISTRICT  
TUSCARAWAS COUNTY, OHIO**

NOTES TO THE BASIC FINANCIAL STATEMENTS  
FOR THE FISCAL YEAR ENDED JUNE 30, 2006

**NOTE 5 - INTERFUND TRANSACTIONS - (Continued)**

**B. Interfund Balances**

Interfund balances at June 30, 2006 as reported on the fund statements, consist of the following individual interfund loans receivable and payable:

<u>Receivable Fund</u>	<u>Payable Fund</u>	<u>Amount</u>
General	Nonmajor governmental funds	\$ 261,398

The primary purpose of the interfund balances is to cover costs in specific funds where revenues were not received by June 30. These interfund balances will be repaid once the anticipated revenues are received. All interfund balances are expected to be repaid within one year.

Interfund balances between governmental funds are eliminated on the government-wide financial statements; therefore, no internal balances at June 30, 2006 are reported on the Statement of Net Assets.

**NOTE 6 - PROPERTY TAXES**

Property taxes are levied and assessed on a calendar year basis while the District fiscal year runs from July through June. First half tax collections are received by the District in the second half of the fiscal year. Second half tax distributions occur in the first half of the following fiscal year.

Property taxes include amounts levied against all real, public utility and tangible personal property (used in business) located in the District. Real property tax revenue received in calendar 2006 represents collections of calendar year 2005 taxes. Real property taxes received in calendar year 2006 were levied after April 1, 2005, on the assessed value listed as of January 1, 2005, the lien date. Assessed values for real property taxes are established by State law at thirty-five percent of appraised market value. Real property taxes are payable annually or semi-annually. If paid annually, payment is due December 31; if paid semi-annually, the first payment is due December 31 with the remainder payable by June 20. Under certain circumstances, State statute permits alternate payment dates to be established.

Public utility property tax revenue received in calendar 2006 represents collections of calendar year 2005 taxes. Public utility real and tangible personal property taxes received in calendar year 2006 became a lien December 31, 2004, were levied after April 1, 2005 and are collected in 2006 with real property taxes. Public utility real property is assessed at thirty-five percent of true value; public utility tangible personal property currently is assessed at varying percentages of true value.

Tangible personal property tax revenue received during calendar 2006 (other than public utility property) represents the collection of 2006 taxes. Tangible personal property taxes received in calendar year 2006 were levied after April 1, 2006, on the value as of December 31, 2005. Tangible personal property is currently assessed at twenty-five percent of true value for capital assets and twenty-four percent of true value for inventory. Payments by multi-county taxpayers are due September 20. Single county taxpayers may pay annually or semi-annually. If paid annually, payment is due April 30; if paid semi-annually, the first payment is due April 30, with the remainder payable by September 20. Tangible personal property taxes paid by April 30 are usually received by the District prior to June 30.

**CLAYMONT CITY SCHOOL DISTRICT  
TUSCARAWAS COUNTY, OHIO**

NOTES TO THE BASIC FINANCIAL STATEMENTS  
FOR THE FISCAL YEAR ENDED JUNE 30, 2006

**NOTE 6 - PROPERTY TAXES - (Continued)**

The District receives property taxes from Tuscarawas County. The County Auditor periodically advances to the District its portion of the taxes collected. Second-half real property tax payments collected by the County by June 30, 2006, are available to finance fiscal year 2006 operations. The amount available to be advanced can vary based on the date tax bills are sent.

Accrued property taxes receivable includes real property, public utility property and tangible personal property taxes which are measurable as of June 30, 2006 and for which there is an enforceable legal claim. Although total property tax collections for the next fiscal year are measurable, only the amount of real property taxes available as an advance at June 30 was levied to finance current fiscal year operations and is reported as revenue at fiscal year end. The portion of the receivable not levied to finance current fiscal year operations is offset by a credit to deferred revenue.

The amount available as an advance at June 30, 2006 was \$429,102 in the general fund, \$7,722 in the special revenue funds and \$50,217 in the debt service fund. These amounts have been recorded as revenue. The amount available as an advance at June 30, 2005 was \$207,158 in the general fund, \$3,695 in the special revenue funds, and \$26,077 in the debt service fund.

On a full accrual basis, collectible delinquent property taxes have been recorded as a receivable and revenue, while on a modified accrual basis the revenue has been deferred.

The assessed values upon which the fiscal year 2006 taxes were collected are:

	2005 Second Half Collections		2006 First Half Collections	
	<u>Amount</u>	<u>Percent</u>	<u>Amount</u>	<u>Percent</u>
Agricultural/Residential and Other Real Estate	\$ 124,280,370	79.58	\$ 126,564,890	78.98
Public Utility Personal	9,479,340	6.07	10,307,040	6.43
Tangible Personal Property	<u>22,408,725</u>	<u>14.35</u>	<u>23,386,314</u>	<u>14.59</u>
Total	<u>\$ 156,168,435</u>	<u>100.00</u>	<u>\$ 160,258,244</u>	<u>100.00</u>
Tax rate per \$1,000 of assessed valuation	\$ 31.80		\$ 30.95	

**NOTE 7 - RECEIVABLES**

Receivables at June 30, 2006 consisted of taxes, accounts (billings for user charged services and student fees), accrued interest and intergovernmental grants and entitlements. All receivables are considered collectible in full due to the ability to foreclose for the nonpayment of taxes, the stable condition of state programs and the current year guarantee of federal funds. A summary of the principal items of receivables reported on the Statement of Net Assets follows:

**CLAYMONT CITY SCHOOL DISTRICT  
TUSCARAWAS COUNTY, OHIO**

NOTES TO THE BASIC FINANCIAL STATEMENTS  
FOR THE FISCAL YEAR ENDED JUNE 30, 2006

**NOTE 7 - RECEIVABLES - (Continued)**

**Governmental Activities**

Taxes	\$ 3,957,848
Accounts	1,466
Intergovernmental	178,660
Accrued interest	<u>70</u>
Total	<u>\$ 4,138,044</u>

Receivables have been disaggregated on the face of the basic financial statements. All receivables are expected to be collected within the subsequent year.

**NOTE 8 - CAPITAL ASSETS**

Capital asset activity for the fiscal year ended June 30, 2006, was as follows:

	Balance 06/30/05	Additions	Deductions	Balance 06/30/06
<i>Capital assets, not being depreciated:</i>				
Land	\$ 247,253	\$ -	\$ -	\$ 247,253
Total capital assets, not being depreciated	<u>247,253</u>	<u>-</u>	<u>-</u>	<u>247,253</u>
<i>Capital assets, being depreciated:</i>				
Land improvements	392,454	23,609	-	416,063
Buildings and improvements	30,571,211	-	-	30,571,211
Furniture and equipment	3,864,983	88,053	-	3,953,036
Vehicles	<u>1,188,804</u>	<u>122,690</u>	<u>(37,160)</u>	<u>1,274,334</u>
Total capital assets, being depreciated	<u>36,017,452</u>	<u>234,352</u>	<u>(37,160)</u>	<u>36,214,644</u>
<i>Less: accumulated depreciation</i>				
Land improvements	(235,363)	(21,908)	-	(257,271)
Buildings and improvements	(6,639,008)	(798,221)	-	(7,437,229)
Furniture and equipment	(2,293,915)	(218,321)	-	(2,512,236)
Vehicles	<u>(808,082)</u>	<u>(77,556)</u>	<u>37,160</u>	<u>(848,478)</u>
Total accumulated depreciation	<u>(9,976,368)</u>	<u>(1,116,006)</u>	<u>37,160</u>	<u>(11,055,214)</u>
Governmental activities capital assets, net	<u>\$ 26,288,337</u>	<u>\$ (881,654)</u>	<u>\$ -</u>	<u>\$ 25,406,683</u>

**CLAYMONT CITY SCHOOL DISTRICT  
TUSCARAWAS COUNTY, OHIO**

NOTES TO THE BASIC FINANCIAL STATEMENTS  
FOR THE FISCAL YEAR ENDED JUNE 30, 2006

**NOTE 8 - CAPITAL ASSETS - (Continued)**

Depreciation expense was charged to governmental functions as follows:

<u>Instruction:</u>	
Regular	\$ 786,105
Special	50,405
Vocational	16,241
<u>Support Services:</u>	
Pupil	5,554
Instructional staff	19,533
Administration	23,386
Business	14,946
Operations and maintenance	30,607
Pupil transportation	74,104
Central	8,710
Extracurricular activities	30,469
Food service operations	<u>55,946</u>
Total depreciation expense	<u>\$ 1,116,006</u>

**NOTE 9 - CAPITAL LEASES - LESSEE DISCLOSURE**

In a prior fiscal year and in the current year, the District entered into fourteen capitalized leases for copier equipment. These lease agreements meet the criteria of capital lease as defined by FASB Statement No. 13, "Accounting for Leases", which defines a capital lease generally as one which transfers benefits and risks of ownership to the lessee. Capital lease payments have been reclassified and are reflected as debt service expenditures in the financial statements for the governmental funds. These expenditures are reported as function expenditures on the budgetary statements.

The total principal amount of the leases at June 30, 2006, is \$125,657. However, only thirteen of the leases have met the District's capitalization threshold. Capital assets consisting of copier equipment have been capitalized in the amount of \$181,398. This amount represents the present value of the minimum lease payments at the time of acquisition. Accumulated depreciation as of June 30, 2006 was \$60,607, leaving a current book value of \$120,791. A corresponding liability is recorded in the government-wide financial statements. Principal payments in fiscal year 2006 totaled \$25,612 paid by the general fund.

The following is a schedule of the future long-term minimum lease payments required under the capital lease and the present value of the future minimum lease payments as of June 30, 2006:

**CLAYMONT CITY SCHOOL DISTRICT  
TUSCARAWAS COUNTY, OHIO**

NOTES TO THE BASIC FINANCIAL STATEMENTS  
FOR THE FISCAL YEAR ENDED JUNE 30, 2006

**NOTE 9 - CAPITAL LEASES - LESSEE DISCLOSURE - (Continued)**

<u>Fiscal Year Ending June 30,</u>	<u>Amount</u>
2007	\$ 43,950
2008	43,950
2009	26,231
2010	17,977
2011	<u>11,987</u>
Total minimum lease payments	144,095
Less amount representing interest	<u>(18,438)</u>
Total	<u>\$ 125,657</u>

**NOTE 10 - LONG-TERM OBLIGATIONS**

A. The District's long-term obligations during the year consist of the following:

	Balance Outstanding <u>06/30/05</u>	<u>Additions</u>	<u>Reductions</u>	Balance Outstanding <u>06/30/06</u>	Amounts Due in One Year
Capital lease obligation	\$ 76,029	\$ 75,240	\$ (25,612)	\$ 125,657	\$ 35,739
General obligation bonds - 1997	4,687,186	-	(4,687,186)	-	-
General obligation bonds - 2006	-	4,569,247	(225,000)	4,344,247	275,000
Compensated absences	<u>1,032,915</u>	<u>194,111</u>	<u>(108,348)</u>	<u>1,118,678</u>	<u>167,470</u>
Total governmental activities	<u>\$ 5,796,130</u>	<u>\$ 4,838,598</u>	<u>\$ (5,046,146)</u>	\$ 5,588,582	<u>\$ 478,209</u>
Less: deferred charge on refunding				(415,928)	
Add: unamortized premium				<u>609,096</u>	
Total on statement of net assets				<u>\$ 5,781,750</u>	

B. On April 1, 1997, the District issued voted school improvement general obligation bonds for the purpose of improvements to the various school buildings. These bonds are general obligations of the District for which the full faith and credit of the District is pledged for repayment. Accordingly, such unmatured obligations of the District are accounted for in the statement of net assets. Payments of principal and interest relating to these bonds are recorded as expenditures in the debt service fund.

This issue is comprised of both current interest bonds, par value \$4,465,000, and capital appreciation bonds, par value \$520,000. The interest rates on the current interest bonds range from 4.20% to 5.70%. The capital appreciation bonds mature on December 1, 2010 (effective interest 15.271%) and December 1, 2011 (effective interest 15.276%) at a redemption price equal to 100% of the principal, plus accrued interest to the redemption date.

During 2006, the outstanding balance on the current interest and capital appreciation bonds were advance refunded.

**CLAYMONT CITY SCHOOL DISTRICT  
TUSCARAWAS COUNTY, OHIO**

NOTES TO THE BASIC FINANCIAL STATEMENTS  
FOR THE FISCAL YEAR ENDED JUNE 30, 2006

**NOTE 10 - LONG-TERM OBLIGATIONS - (Continued)**

- C. On July 5, 2006, the District issued general obligation bonds to advance refund the Series 1997 current interest and capital appreciation bonds. The issuance proceeds of \$4,534,588 were used to purchase securities which were placed in an irrevocable trust to provide resources for all future debt service payments on the refunded debt. This refunded debt is considered defeased (in-substance) and accordingly, has been removed from the statement of net assets. The principal balance of the general obligation refunded bonds at June 30, 2006 was \$4,687,186 including \$152,589 of accreted interest.

The refunding issue is comprised of both current interest bonds, par value \$4,330,000, and capital appreciation bonds, par value \$204,588. The capital appreciation bonds mature between 2016 and December 1, 2019 at a redemption price equal to 100% of the principal, plus accrued interest to the redemption date. The present value (as of issue date) reported in the statement of net assets at June 30, 2006 was \$204,588. Total accreted interest of \$34,659 has been included in the statement of activities.

The following is a schedule of activity for fiscal 2006 on the 2006 series refunding bonds:

	Balance 06/30/05	Additions	Reductions	Balance 06/30/06
Current interest bonds	\$ -	\$ 4,330,000	\$ (225,000)	\$ 4,105,000
Capital appreciation bonds	-	239,247	-	239,247
<b>Total refunding bonds</b>	<b>\$ -</b>	<b>\$ 4,569,247</b>	<b>\$ (225,000)</b>	<b>\$ 4,344,247</b>

The reacquisition price exceeded the net carrying amount of the old debt by \$440,659. This amount is being netted against the new debt and amortized over the remaining life of the refunded debt, which is equal to the life of the new debt issued. This advance refunding was undertaken to reduce total debt service payments over the next 16 years by 4.258 % and resulted in an economic gain of \$241,815.

The following is a summary of the future debt service requirements to maturity for the 2006 series refunding bonds:

Year Ended	Current Interest Bonds			Capital Appreciation Bonds		
	Principal	Interest	Total	Principal	Interest	Total
2007	\$ 275,000	\$ 139,338	\$ 414,338	\$ -	\$ -	\$ -
2008	295,000	131,088	426,088	-	-	-
2009	300,000	122,975	422,975	-	-	-
2010	310,000	113,975	423,975	-	-	-
2011	325,000	104,675	429,675	-	-	-
2012 - 2016	1,790,000	358,875	2,148,875	-	-	-
2017 - 2021	395,000	33,615	428,615	204,588	1,380,412	1,585,000
2022	415,000	17,223	432,223	-	-	-
<b>Total</b>	<b>\$ 4,105,000</b>	<b>\$ 1,021,764</b>	<b>\$ 5,126,764</b>	<b>\$ 204,588</b>	<b>\$ 1,380,412</b>	<b>\$ 1,585,000</b>

**CLAYMONT CITY SCHOOL DISTRICT  
TUSCARAWAS COUNTY, OHIO**

NOTES TO THE BASIC FINANCIAL STATEMENTS  
FOR THE FISCAL YEAR ENDED JUNE 30, 2006

**NOTE 10 - LONG-TERM OBLIGATIONS - (Continued)**

**D. Legal Debt Margin**

The Ohio Revised Code provides that voted net general obligation debt of the District shall never exceed 9% of the total assessed valuation of the District. The code further provides that unvoted indebtedness shall not exceed 1/10 of 1% of the property valuation of the District.

The effects of these debt limitations at June 30, 2006 are a voted debt margin of \$10,535,311 (including available funds of \$421,657) and an unvoted debt margin of \$160,258.

**NOTE 11 - EMPLOYEE BENEFITS**

**Compensated Absences**

The criteria for determining vacation and sick leave components are derived from negotiated agreements and state laws. Classified and twelve-month administrative employees earn 10 to 20 days of vacation per fiscal year, depending upon length of service. Accumulated unused vacation time is paid to classified employees upon termination of employment. Teachers and other administrators do not earn vacation time. Teachers, administrators and classified employees earn sick leave at the rate of one and one-fourth days per month. Sick leave may be accumulated up to a maximum of 245 days for all employees. Upon retirement, payment is made for one-fourth of the total sick leave accumulation, up to a maximum of 168 days, plus ten (10%) percent of the remaining sick leave accumulation, up to a maximum of 50 days total, to classified employees. Certified employees receive one-fourth of their total sick leave accumulation, up to a maximum of 50 days.

**NOTE 12 - RISK MANAGEMENT**

**A. Property and Liability**

The District is exposed to various risks of loss related to torts; theft or damage to, and destruction of assets; errors and omissions; injuries to employees; and natural disasters. During fiscal year 2006, the District contracted with Indiana Insurance Co. /Mid America Fire & Casualty for property insurance, boiler and machinery, inland marine coverage, fleet insurance and general liability coverage. Coverage's under these policies are as follows:

Building and Contents (\$2,500 deductible)	\$69,225,185
Blanket Computer Coverage (\$500 deductible)	2,362,265
Audio/Visual Equipment Coverage (\$500 deductible)	615,675
Musical Instruments (\$500 deductible)	246,362
Public Employee Dishonesty-Westfield Co. (Romig Ins.)	2,500
Automobile Liability (\$100 deductible-comprehensive) (\$500 deductible-collision) - Netherlands Ins. Co. (Kennedy)	1,000,000
School Leaders Errors and Omissions Liability (\$2,500 deductible):	
Wrongful act	1,000,000
Aggregate limit	1,000,000



**CLAYMONT CITY SCHOOL DISTRICT  
TUSCARAWAS COUNTY, OHIO**

NOTES TO THE BASIC FINANCIAL STATEMENTS  
FOR THE FISCAL YEAR ENDED JUNE 30, 2006

**NOTE 12 - RISK MANAGEMENT - (Continued)**

Sexual Misconduct and Molestation Liability:	
Each loss	\$1,000,000
Aggregate limit	1,000,000
General Liability:	
Per occurrence	1,000,000
Aggregate per year	2,000,000
Employee Benefits Liability (\$1,000 deductible)	
Each loss	1,000,000
Aggregate limit	3,000,000
Employers Stop Gap Liability	
Each Accident	1,000,000
Aggregate limit	2,000,000

Settled claims have not exceeded this commercial coverage in any of the past three years and there has been no significant reduction in coverage from the prior year.

**B. Life Insurance**

The District provides life insurance and accidental death and dismemberment insurance to most employees. Life insurance is provided through Standard Life Insurance Company.

**C. Medical, Dental and Vision Insurance**

The District participates in the Stark County Schools Council of Governments Health Benefit Plan, a risk sharing pool to provide medical/surgical benefits for employees. The plan provides a medical/surgical plan with a \$200 family and \$100 single deductible. Co-insurance pays 80% of usual, customary and reasonable charges with yearly maximum out-of-pocket expenses of \$500 per individual or \$1,000 for two or more family members. The Stark County Schools Council has selected Mutual Health Services to provide third party administrative services in claims processing. Employees may elect to choose from two Preferred Provider Organizations (PPO) to increase the co-insurance from 80% to 90%. The provider organizations are: Aultcare and Super Med. A preferred provider drug program is also included in the insurance program. The employee pays a 20% co-payment to the provider and the remaining 80% is directly billed to the insurance company. Caremark serves as the preferred provider for the drug program. During fiscal year 2006, the District paid \$810.17 for family or \$333.50 for individual coverage per month to the Stark County Board of Education who serves as fiscal agent for the Health Benefits Plan. The premium is paid by the fund that pays the salary for the employee and is based on a rate determined by an actuary for the Health Benefits Plan.

The District also provides dental and vision benefits, which are administered by the Health Benefits Plan. Mutual Health Services serves as the third party administrator to provide claims processing services these plans. During fiscal year 2006, the premium for dental coverage was \$104.47 monthly for family coverage and \$42.35 for individual coverage. During fiscal year 2006, the premium for vision coverage was \$22.17 for family coverage and \$8.93 for individual coverage. The premiums for these coverages are also paid into the insurance pool.

**CLAYMONT CITY SCHOOL DISTRICT  
TUSCARAWAS COUNTY, OHIO**

NOTES TO THE BASIC FINANCIAL STATEMENTS  
FOR THE FISCAL YEAR ENDED JUNE 30, 2006

**NOTE 12 - RISK MANAGEMENT - (Continued)**

**D. Workers' Compensation**

For fiscal year 2006, the District participated in the Ohio School Boards Association Workers' Compensation Group Rating Plan (GRP), an insurance purchasing pool (see Note 2.A.). The intent of the GRP is to achieve the benefit of a reduced premium for the District by virtue of its grouping and representation with other participants in the GRP. The workers' compensation experience of the participating school districts is calculated as one experience and a common premium rate is applied to all school districts in the GRP. Each participant pays its workers' compensation premium to the state based on the rate for the GRP rather than its individual rate. Total savings are then calculated and each participant's individual performance is compared to the overall savings of the GRP. A participant is required to pay a membership fee. Participation in the GRP is limited to school districts that can meet the GRP's selection criteria. The firm of Gates McDonald & Co. provides administrative, cost control and actuarial services to the GRP.

**NOTE 13 - PENSION PLANS**

**A. School Employees Retirement System**

The District contributes to the School Employees Retirement System (SERS), a cost-sharing multiple employer defined benefit pension plan. SERS provides retirement and disability benefits, annual cost-of-living adjustments, and death benefits to plan members and beneficiaries. Authority to establish and amend benefits is provided by Chapter 3309 of the Ohio Revised Code. SERS issues a publicly available, stand-alone financial report that includes financial statements and required supplementary information. That report may be obtained by writing to the School Employees Retirement System, 300 East Broad Street, Suite 100, Columbus, Ohio 43215-3746 or by calling (800) 878-5853. It is also posted on SERS' website, [www.ohsers.org](http://www.ohsers.org), under Forms and Publications.

Plan members are required to contribute 10 percent of their annual covered salary and the District is required to contribute at an actuarially determined rate. The current District rate is 14 percent of annual covered payroll. A portion of the District's contribution is used to fund pension obligations with the remainder being used to fund health care benefits; for fiscal year 2006, 10.58 percent of annual covered salary was the portion used to fund pension obligations. The contribution requirements of plan members and employers are established and may be amended, up to statutory maximum amounts, by the SERS' Retirement Board. The District's required contributions for pension obligations to SERS for the fiscal years ended June 30, 2006, 2005, and 2004 were \$237,875, \$209,529, and \$170,469, respectively; 49.74% has been contributed for fiscal year 2006 and 100% for the fiscal years 2005 and 2004. \$108,106 represents the unpaid contribution for fiscal year 2006 and is recorded as a liability within the respective funds.

**B. State Teachers Retirement System**

The District participates in the State Teachers Retirement System of Ohio (STRS Ohio), a cost-sharing, multiple-employer public employee retirement system. STRS Ohio provides retirement and disability benefits to members and death and survivor benefits to beneficiaries. STRS Ohio issues a stand-alone financial report that may be obtained by writing to STRS Ohio, 275 E. Broad St., Columbus, OH 43215-3371 or by calling (614) 227-4090.

**CLAYMONT CITY SCHOOL DISTRICT  
TUSCARAWAS COUNTY, OHIO**

NOTES TO THE BASIC FINANCIAL STATEMENTS  
FOR THE FISCAL YEAR ENDED JUNE 30, 2006

**NOTE 13 - PENSION PLANS - (Continued)**

New members have a choice of three retirement plans, a Defined Benefit (DB) Plan, a Defined Contribution (DC) Plan and a Combined Plan. The DB plan offers an annual retirement allowance based on final average salary times a percentage that varies based on years of service, or an allowance based on member contributions and earned interest matched by STRS Ohio funds times an actuarially determined annuity factor. The DC Plan allows members to place all their member contributions and employer contributions equal to 10.5 percent of earned compensation into an investment account. Investment decisions are made by the member. A member is eligible to receive a retirement benefit at age 50 and termination of employment. The Combined Plan offers features of both the DC Plan and the DB Plan. In the Combined Plan, member contributions are invested by the member, and employer contributions are used to fund the defined benefit payment at a reduced level from the regular DB Plan. DC and Combined Plan members will transfer to the Defined Benefit Plan during their fifth year of membership unless they permanently select the DC or Combined Plan. Existing members with less than five years of service credit as of June 30, 2001, were given the option of making a one time irrevocable decision to transfer their account balances from the existing DB Plan into the DC Plan or the Combined Plan. This option expired on December 31, 2001. Benefits are established by Chapter 3307 of the Ohio Revised Code.

A DB or Combined Plan member with five or more years credited service who becomes disabled may qualify for a disability benefit. Eligible spouses and dependents of these active members who die before retirement may qualify for survivor benefits. Members in the DC Plan who become disabled are entitled only to their account balance. If a member dies before retirement benefits begin, the member's designated beneficiary is entitled to receive the member's account balance.

For the fiscal year ended June 30, 2006, plan members were required to contribute 10 percent of their annual covered salaries. The District was required to contribute 14 percent; 13 percent was the portion used to fund pension obligations. Contribution rates are established by the State Teachers Retirement Board, upon recommendation of its consulting actuary, not to exceed statutory maximum rates of 10 percent for members and 14 percent for employers. Chapter 3307 of the Ohio Revised Code provides statutory authority for member and employer contributions. The District's required contributions for pension obligations to the DB plan for the fiscal years ended June 30, 2006, 2005, and 2004 were \$1,103,197, \$1,072,026, and \$1,032,093, respectively; 82.97% has been contributed for fiscal year 2006 and 100% for the fiscal years 2005 and 2004. \$187,921 represents the unpaid contribution for fiscal year 2006 and is recorded as a liability within the respective funds. Contributions to the DC and Combined Plans for fiscal 2006 were \$2,094 made by the District and \$16,482 made by plan members.

**C. Social Security System**

Effective July 1, 1991, all employees not otherwise covered by the SERS or the STRS have an option to choose Social Security or the SERS/ STRS. As of June 30, 2006, certain members of the Board of Education have elected Social Security. The District's liability is 6.2% of wages paid.

**CLAYMONT CITY SCHOOL DISTRICT  
TUSCARAWAS COUNTY, OHIO**

NOTES TO THE BASIC FINANCIAL STATEMENTS  
FOR THE FISCAL YEAR ENDED JUNE 30, 2006

**NOTE 14 - POSTEMPLOYMENT BENEFITS**

The District provides comprehensive health care benefits to retired teachers and their dependents through the State Teachers Retirement System (STRS), and to retired non-certified employees and their dependents through the School Employees Retirement System (SERS). Benefits include hospitalization, physicians' fees, prescription drugs and reimbursement of monthly Medicare premiums. Benefit provisions and the obligations to contribute are established by the Systems based on authority granted by State statute. Both systems are funded on a pay-as-you-go basis.

STRS retirees who participated in the DB or combined plans and their dependents are eligible for health care coverage. The STRS Board has statutory authority over how much, if any, of the health care costs will be absorbed by STRS. All benefit recipients pay a portion of health care cost in the form of a monthly premium. By law, the cost of coverage paid from STRS funds is included in the employer contribution rate, currently 14 percent of covered payroll. For the fiscal year ended June 30, 2006, the STRS Board allocated employer contributions equal to 1 percent of covered payroll to the Health Care Stabilization Fund. For the District, this amount equaled \$84,861 for fiscal year 2006.

STRS pays health care benefits from the Health Care Stabilization Fund. At June 30, 2005 (the latest information available), the balance in the Health Care Stabilization Fund was \$3.3 billion. For the fiscal year ended June 30, 2005 (the latest information available), net health care costs paid by STRS were \$254.780 million and STRS had 115,395 eligible benefit recipients.

For SERS, coverage is made available to service retirees with ten or more fiscal years of qualifying service credit, and to disability and survivor benefit recipients. All retirees and beneficiaries are required to pay a portion of their premium for health care. The portion is based on years of service, Medicare eligibility, and retirement status.

After the allocation for basic benefits, the remainder of the employer's 14 percent contribution is allocated to providing health care benefits. For the fiscal year ended June 30, 2006, employer contributions to fund health care benefits were 3.42 percent of covered payroll, compared to 3.43 from fiscal year 2005. In addition, SERS levies a surcharge to fund health care benefits equal to 14 percent of the difference between a minimum pay and the member's pay, pro-rated for partial service credit. For fiscal year 2006, the minimum pay was established at \$35,800. However, the surcharge is capped at 2 percent of each employer's SERS salaries. For the 2006 fiscal year, District paid \$86,641 to fund health care benefits, including the surcharge.

The surcharge, added to the unallocated portion of the 14 percent employer contribution rate, provides for maintenance of the asset target level for the health care fund. The target level for the health care reserve is 150 percent of annual health care expenses. Expenses for health care for the fiscal year ended June 30, 2005 (the latest information available) were \$178.221 million. At June 30, 2005 (the latest information available), SERS had net assets available for payment of health care benefits of \$267.5 million. SERS has 58,123 participants currently receiving health care benefits.

**NOTE 15 - BUDGETARY BASIS OF ACCOUNTING**

While reporting financial position, results of operations, and changes in fund balance on the basis of generally accepted accounting principles (GAAP), the budgetary basis as provided by law is based upon accounting for certain transactions on a basis of cash receipts and disbursements.

**CLAYMONT CITY SCHOOL DISTRICT  
TUSCARAWAS COUNTY, OHIO**

NOTES TO THE BASIC FINANCIAL STATEMENTS  
FOR THE FISCAL YEAR ENDED JUNE 30, 2006

**NOTE 15 - BUDGETARY BASIS OF ACCOUNTING - (Continued)**

The Statement of Revenue, Expenditures, and Changes in Fund Balance - Budget and Actual (Non-GAAP Budgetary Basis) presented for the general fund is presented on the budgetary basis to provide a meaningful comparison of actual results with the budget. The major differences between the budget basis and the GAAP basis are that:

- (a) Revenues and other financing sources are recorded when received in cash (budget basis) as opposed to when susceptible to accrual (GAAP basis);
- (b) Expenditures and other financing uses are recorded when paid in cash (budget basis) as opposed to when the liability is incurred (GAAP basis);
- (c) In order to determine compliance with Ohio law, and to reserve that portion of the applicable appropriation, total outstanding encumbrances (budget basis) are recorded as the equivalent of an expenditure, as opposed to a reservation of fund balance for that portion of outstanding encumbrances not already recognized as an account payable (GAAP basis).

The adjustments necessary to convert the results of operations for the year on the budget basis to the GAAP basis for the general fund is as follows:

<b>Net Change in Fund Balance</b>	<u>General Fund</u>
Budget basis	\$ (627,310)
Net adjustment for revenue accruals	198,084
Net adjustment for expenditure accruals	(38,799)
Net adjustment for other sources/uses	18,576
Adjustment for encumbrances	<u>750,116</u>
GAAP basis	<u>\$ 300,667</u>

**NOTE 16 - CONTINGENCIES**

**A. Grants**

The District receives significant financial assistance from numerous federal, state and local agencies in the form of grants. The disbursement of funds received under these programs generally requires compliance with terms and conditions specified in the grant agreements and are subject to audit by the grantor agencies. Any disallowed claims resulting from such audits could become a liability of the District. However in the opinion of management, any such disallowed claims will not have a material effect on the financial position of the District.

**B. Litigation**

The District is involved in no pending litigation as either plaintiff or defendant.

**CLAYMONT CITY SCHOOL DISTRICT  
TUSCARAWAS COUNTY, OHIO**

NOTES TO THE BASIC FINANCIAL STATEMENTS  
FOR THE FISCAL YEAR ENDED JUNE 30, 2006

**NOTE 17 - STATUTORY RESERVES**

The District is required by state law to set-aside certain general fund revenue amounts, as defined by statute, into various reserves. These reserves are calculated and presented on a cash basis. During the fiscal year ended June 30, 2006, the reserve activity was as follows:

	<u>Textbooks</u>	<u>Capital Acquisition</u>
Set-aside cash balance as of June 30, 2005	\$ (127,807)	\$ -
Current year set-aside requirement	288,742	288,742
Current year offsets	-	(69,529)
Qualifying disbursements	<u>(256,107)</u>	<u>(279,278)</u>
Total	<u>\$ (95,172)</u>	<u>\$ (60,065)</u>
Cash balance carried forward to FY 2007	<u>\$ (95,172)</u>	<u>\$ -</u>

The District had qualifying disbursements during the year that reduced the textbook acquisition set-aside amount below zero; this extra amount is being carried forward to reduce the set-aside requirements of future years.

Although the District had offsets and qualifying disbursements during the year that reduced the set-aside amount below zero for the capital acquisition reserve, this extra amount may not be used to reduce the set-aside requirement for future years. The negative amount is therefore not presented as being carried forward to the next fiscal year.

**CLAYMONT CITY SCHOOL DISTRICT  
TUSCARAWAS COUNTY**

**FEDERAL AWARDS RECEIPTS AND EXPENDITURES SCHEDULE  
FOR THE YEAR ENDED JUNE 30, 2006**

Federal Grantor/ Passed Through Grantor/ Program Title	Pass Through Grantor Number	Federal CFDA Number	Receipts	Non-Cash Receipts	Expenditures	Non-Cash Expenditures
<b><u>U.S. Department of Agriculture</u></b>						
<i>(Passed through the Ohio Department of Education)</i>						
Nutrition Cluster:						
National School Breakfast Program	N/A	10.553	\$67,406		\$67,406	
National School Lunch Program	N/A	10.555	364,935		364,935	
Total Nutrition Cluster			432,341		432,341	
Food Distribution Program	N/A	10.550		\$40,789		\$44,599
Total U.S. Department of Agriculture - Nutrition Cluster			432,341	40,789	432,341	44,599
<b><u>U.S. Department of Labor</u></b>						
<i>(Passed Through Ohio Workforce Initiative Association)</i>						
Workforce Initiative	2004	17.998			13	
	2005		11,625		10,717	
	2006		6,538		8,575	
Total U.S. Department of Labor			18,163		19,305	
<b><u>U.S. Department of Education</u></b>						
<i>(Passed Through the Ohio Department of Education)</i>						
Special Education Cluster:						
Title I Grants to Local Educational Agencies	C1-S1 2005	84.010	115,390		165,111	
	C1-S1 2006		523,260		458,474	
Total Title I Grants to Local Educational Agencies			638,650		623,585	
Special Education Grants to States	6B-SF 2005	84.027	74,034		88,357	
	6B-SF 2006		585,044		498,046	
Total Special Education Grants to States			659,078		586,403	
Safe and Drug Free Schools and Community State Grant	DR-S1 2005	84.186	3,854		8,792	
	DR-S1 2006		9,324		6,602	
Total Safe and Drug Free Schools and Community State Grant			13,178		15,394	
Innovative Educational Program Strategies	C2-S1-2005	84.298			291	
	C2-S1-2006		11,998		10,337	
Total Innovative Education Program Strategies			11,998		10,628	
Technology Literacy Challenge Funds Grants	TJ-S1-2005	84.318			1,132	
	TJ-S1-2006		5,026		3,605	
Total Technology Literacy Challenge Funds Grants			5,026		4,737	
Title II-A Improving Teacher Quality State Grants	TR-S1-2005	84.367	4,744		24,297	
	TR-S1-2006		179,471		161,124	
Total Title II-A Improving Teacher Quality State Grants			184,215		185,421	
Total U.S. Department of Education			1,512,145		1,426,168	
<b><u>U.S. Department of Health and Human Services</u></b>						
<i>(Passed Through Ohio Department of Mental Retardation and Developmental Disabilities)</i>						
Medicaid Assistance Program		93.778	23,515		23,515	
Total			<b>\$1,986,164</b>	<b>\$40,789</b>	<b>\$1,901,329</b>	<b>\$44,599</b>

See Accompanying Notes to the Federal Awards Receipts and Expenditures Schedule.

**CLAYMONT CITY SCHOOL DISTRICT  
TUSCARAWAS COUNTY**

**NOTES TO THE FEDERAL AWARDS RECEIPTS AND EXPENDITURES SCHEDULE  
JUNE 30, 2006**

**NOTE A – SIGNIFICANT ACCOUNTING POLICIES**

The accompanying Federal Awards Receipts and Expenditures Schedule (the Schedule) is a summary of the activity of the District's federal award programs. The Schedule has been prepared on the cash basis of accounting.

**NOTE B - FOOD DISTRIBUTION**

Nonmonetary assistance is reported in the Schedule at the fair market value of the commodities received and disbursed. Monies are commingled with state grants. It is assumed federal monies are expended first. At June 30, 2006, the District had no significant food commodities in inventory.

**NOTE C - MEDICAL ASSISTANCE PROGRAM**

Cash receipts from the U.S. Department of Health and Human Services for the Medical Assistance Program-CAFS are commingled with local funds. It is assumed federal monies are expended first.





## **Auditor of State Betty Montgomery**

### **INDEPENDENT ACCOUNTANTS' REPORT ON INTERNAL CONTROL OVER FINANCIAL REPORTING AND ON COMPLIANCE AND OTHER MATTERS REQUIRED BY GOVERNMENT AUDITING STANDARDS**

Claymont City School District  
Tuscarawas County  
201 North 3<sup>rd</sup> Street  
Dennison, Ohio 44621

To the Board of Education:

We have audited the financial statements of the governmental activities, the major general fund, and the aggregate remaining fund information of Claymont City School District, Tuscarawas County, Ohio, (the District) as of and for the year ended June 30, 2006, which collectively comprise the District's basic financial statements and have issued our report thereon dated November 6, 2006. We conducted our audit in accordance with auditing standards generally accepted in the United States of America and the standards applicable to financial audits contained in the Comptroller General of the United States' *Government Auditing Standards*.

#### **Internal Control Over Financial Reporting**

In planning and performing our audit, we considered the District's internal control over financial reporting to determine our auditing procedures in order to express our opinion on the financial statements and not to opine on the internal control over financial reporting. Our consideration of the internal control would not necessarily disclose all matters in the internal control over financial reporting that might be material weaknesses. A material weakness is a reportable condition in which the design or operation of one or more of the internal control components does not reduce to a relatively low level the risk that misstatements caused by error or fraud in amounts material to the financial statements we audited may occur and not be timely detected by employees when performing their assigned functions. We noted no matters involving the internal control over financial reporting and its operation that we consider material weaknesses.

In a separate letter to the District's management dated November 6, 2006, we reported other matters involving internal control over financial reporting we did not deem reportable conditions.

#### **Compliance and Other Matters**

As part of reasonably assuring whether the District's financial statements are free of material misstatement, we tested its compliance with certain provisions of laws, regulations, contracts, and grant agreements, noncompliance with which could directly and materially affect the determination of financial statement amounts. However, providing an opinion on compliance with those provisions was not an objective of our audit and, accordingly, we do not express an opinion. The results of our tests disclosed no instances of noncompliance or other matters we must report under *Government Auditing Standards*.

101 Central Plaza South / 700 Chase Tower / Canton, OH 44702  
Telephone: (330) 438-0617 (800) 443-9272 Fax: (330) 471-0001  
[www.auditor.state.oh.us](http://www.auditor.state.oh.us)

Claymont City School District  
Tuscarawas County  
Independent Accountants' Report on Internal Control Over  
Financial Reporting and on Compliance and Other Matters  
Required by *Government Auditing Standards*  
Page 2

We intend this report solely for the information and use of the audit committee, management, Board of Education, federal awarding agencies, and pass-through entities. It is not intended for anyone other than these specified parties.

A handwritten signature in black ink that reads "Betty Montgomery". The signature is written in a cursive, flowing style.

**Betty Montgomery**  
Auditor of State

November 6, 2006



## Auditor of State Betty Montgomery

### INDEPENDENT ACCOUNTANTS' REPORT ON COMPLIANCE WITH REQUIREMENTS APPLICABLE TO EACH MAJOR FEDERAL PROGRAM AND ON INTERNAL CONTROL OVER COMPLIANCE IN ACCORDANCE WITH OMB CIRCULAR A-133

Claymont City School District  
Tuscarawas County  
201 North 3<sup>rd</sup> Street  
Dennison, Ohio 44621

To the Board of Education:

#### Compliance

We have audited the compliance of the Claymont City School District, Tuscarawas County, Ohio, (the District) with the types of compliance requirements described in the *U.S. Office of Management and Budget (OMB) Circular A-133, Compliance Supplement* that are applicable to its major federal program for the year ended June 30, 2006. The District's major federal program is identified in the summary of auditor's results section of the accompanying Schedule of Findings. Compliance with the requirements of laws, regulations, contracts and grants applicable to its major federal programs is the responsibility of the District's management. Our responsibility is to express an opinion on the District's compliance based on our audit.

We conducted our audit of compliance in accordance with auditing standards generally accepted in the United States of America; the standards applicable to financial audits contained in *Government Auditing Standards*, issued by the Comptroller General of the United States; and OMB Circular A-133, *Audits of States, Local Governments, and Non-Profit Organizations*. Those standards and OMB Circular A-133 require that we plan and perform the audit to obtain reasonable assurance about whether noncompliance occurred with the types of compliance requirements referred to above that could have a direct and material effect on its major federal programs. An audit includes examining, on a test basis, evidence about the District's compliance with those requirements and performing such other procedures as we considered necessary in the circumstances. We believe that our audit provides a reasonable basis for our opinion. Our audit does not provide a legal determination on the District's compliance with those requirements.

In our opinion, the District complied, in all material respects, with the requirements referred to above that are applicable to its major federal programs for the year ended June 30, 2006.

#### Internal Control Over Compliance

The District's management is responsible for establishing and maintaining effective internal control over compliance with requirements of laws, regulations, contracts and grants applicable to federal programs. In planning and performing our audit, we considered the District's internal control over compliance with requirements that could have a direct and material effect on a major federal program in order to determine our auditing procedures for the purpose of expressing our opinion on compliance and to test and report on internal control over compliance in accordance with OMB Circular A-133.

101 Central Plaza South / 700 Chase Tower / Canton, OH 44702  
Telephone: (330) 438-0617 (800) 443-9272 Fax: (330) 471-0001  
[www.auditor.state.oh.us](http://www.auditor.state.oh.us)

Our consideration of the internal control over compliance would not necessarily disclose all matters in the internal control that might be material weaknesses. A material weakness is a condition in which the design or operation of one or more of the internal control components does not reduce to a relatively low level the risk that noncompliance with applicable requirements of laws, regulations, contracts and grants that would be material in relation to a major federal program being audited may occur and not be detected within a timely period by employees in the normal course of performing their assigned functions. We noted no matters involving the internal control over compliance and its operation that we consider to be material weaknesses.

This report is intended for the information and use of the audit committee, management, Board of Education, and federal awarding agencies and pass-through entities, and is not intended to be and should not be used by anyone other than these specified parties.

A handwritten signature in black ink that reads "Betty Montgomery". The signature is written in a cursive, flowing style.

**Betty Montgomery**  
Auditor of State

November 6, 2006

**CLAYMONT CITY SCHOOL DISTRICT  
TUSCARAWAS COUNTY**

**SCHEDULE OF FINDINGS  
OMB CIRCULAR A-133 § .505  
JUNE 30, 2006**

**1. SUMMARY OF AUDITOR'S RESULTS**

<i>(d)(1)(i)</i>	<b>Type of Financial Statement Opinion</b>	Unqualified
<i>(d)(1)(ii)</i>	<b>Were there any material control weakness conditions reported at the financial statement level (GAGAS)?</b>	No
<i>(d)(1)(ii)</i>	<b>Were there any other reportable control weakness conditions reported at the financial statement level (GAGAS)?</b>	No
<i>(d)(1)(iii)</i>	<b>Was there any reported material non-compliance at the financial statement level (GAGAS)?</b>	No
<i>(d)(1)(iv)</i>	<b>Were there any material internal control weakness conditions reported for major federal programs?</b>	No
<i>(d)(1)(iv)</i>	<b>Were there any other reportable internal control weakness conditions reported for major federal programs?</b>	No
<i>(d)(1)(v)</i>	<b>Type of Major Programs' Compliance Opinion</b>	Unqualified
<i>(d)(1)(vi)</i>	<b>Are there any reportable findings under § .510?</b>	No
<i>(d)(1)(vii)</i>	<b>Major Programs (list):</b>	Title VI B - CFDA # 84.027
<i>(d)(1)(viii)</i>	<b>Dollar Threshold: Type A/B Programs</b>	Type A: > \$300,000 Type B: All others
<i>(d)(1)(ix)</i>	<b>Low Risk Auditee?</b>	Yes

**2. FINDINGS RELATED TO THE FINANCIAL STATEMENTS  
REQUIRED TO BE REPORTED IN ACCORDANCE WITH GAGAS**

None

**3. FINDINGS AND QUESTIONED COSTS FOR FEDERAL AWARDS**

None





**Auditor of State  
Betty Montgomery**

88 East Broad Street  
P.O. Box 1140  
Columbus, Ohio 43216-1140

Telephone 614-466-4514  
800-282-0370

Facsimile 614-466-4490

**CLAYMONT CITY SCHOOL DISTRICT  
TUSCARAWAS COUNTY**

**CLERK'S CERTIFICATION**

**This is a true and correct copy of the report which is required to be filed in the Office of the Auditor of State pursuant to Section 117.26, Revised Code, and which is filed in Columbus, Ohio.**

*Susan Babbitt*

**CLERK OF THE BUREAU**

**CERTIFIED  
JANUARY 2, 2007**