



**HOPE ACADEMY BROWN STREET CAMPUS  
SUMMIT COUNTY**

**REGULAR AUDIT**

**FOR THE YEAR ENDED JUNE 30, 2004**



**Auditor of State  
Betty Montgomery**



HOPE ACADEMY BROWN STREET CAMPUS  
SUMMIT COUNTY

TABLE OF CONTENTS

TITLE	PAGE
Independent Accountants' Report on Compliance and on Internal Control Required by <i>Government Auditing Standards</i> .....	1
Schedule of Prior Audit Finding .....	3

**This page intentionally left blank.**



## **Auditor of State Betty Montgomery**

### **INDEPENDENT ACCOUNTANTS' REPORT ON COMPLIANCE AND ON INTERNAL CONTROL REQUIRED BY GOVERNMENT AUDITING STANDARDS**

HOPE Academy Brown Street Campus  
Summit County  
1035 Clay Street  
Akron, Ohio 44301

To the Board of Directors:

We have audited the basic financial statements of HOPE Academy Brown Street Campus, Summit County, Ohio, (the School) as of and for the year ended June 30, 2004, and have issued our report thereon dated December 15, 2004, in which we noted the School adopted Governmental Accounting Standards Board Statement No. 34 and increased its capitalization threshold from \$1,000 to \$5,000. We conducted our audit in accordance with auditing standards generally accepted in the United States of America and the standards applicable to financial audits contained in *Government Auditing Standards*, issued by the Comptroller General of the United States.

#### **Compliance**

As part of obtaining reasonable assurance about whether the School's financial statements are free of material misstatement, we tested its compliance with certain provisions of laws, regulations, contracts and grants, noncompliance with which could directly and materially affect the determination of financial statement amounts. However, providing an opinion on compliance with those provisions was not an objective of our audit and, accordingly, we do not express such an opinion. The results of our tests disclosed no instances of noncompliance we must report under *Government Auditing Standards*.

#### **Internal Control Over Financial Reporting**

In planning and performing our audit, we considered the School's internal control over financial reporting to determine our auditing procedures for the purpose of expressing our opinion on the financial statements and not to provide assurance on the internal control over financial reporting. Our consideration of the internal control over financial reporting would not necessarily disclose all matters in the internal control over financial reporting that might be material weaknesses. A material weakness is a condition in which the design or operation of one or more of the internal control components does not reduce to a relatively low level the risk that misstatements in amounts that would be material in relation to the financial statements being audited may occur and not be detected within a timely period by employees in the normal course of performing their assigned functions. We noted no matters involving the internal control over financial reporting and its operation that we consider to be material weaknesses. However, we noted a matter involving the internal control over financial reporting that does not require inclusion in this report that we have reported to the School's management in a separate letter dated December 15, 2004.

HOPE Academy Brown Street Campus  
Summit County  
Independent Accountants' Report on Compliance and on  
Internal Control Required by *Government Auditing Standards*  
Page 2

This report is intended solely for the information and use of the audit committee, management, and the Board of Directors, and is not intended to be and should not be used by anyone other than these specified parties.

A handwritten signature in black ink that reads "Betty Montgomery". The signature is written in a cursive, flowing style.

**Betty Montgomery**  
Auditor of State

December 15, 2004

HOPE ACADEMY BROWN STREET CAMPUS  
SUMMIT COUNTY

SCHEDULE OF PRIOR AUDIT FINDING  
OMB CIRCULAR A-133 § 315(b)  
JUNE 30, 2004

<u>Finding Number</u>	<u>Finding Summary</u>	<u>Fully Corrected?</u>	Not Corrected, Partially Corrected; Significantly Different Corrective Action Taken; or Finding No Longer Valid; <b><i>Explain:</i></b>
2003-001	Federal Program Internal Control Procedures	Yes	





# Comprehensive Annual Financial Report

*For the Year Ended June 30, 2004*



**HOPE Academy Brown Street Campus**

*Akron, Ohio*

**HOPE**  
**ACADEMIES**

*There is HOPE  
for every child*



**HOPE ACADEMY BROWN STREET CAMPUS  
COMPREHENSIVE ANNUAL FINANCIAL REPORT  
FOR THE YEAR ENDED JUNE 30, 2004**

**TABLE OF CONTENTS**

	<u>Page</u>
<b>INTRODUCTORY SECTION</b>	
Letter of Transmittal.....	i
Board of Directors.....	iv
<b>FINANCIAL SECTION</b>	
Independent Accountants' Report.....	1
Management's Discussion and Analysis.....	3
Basic Financial Statements:	
Statement of Net Assets.....	8
Statement of Revenues, Expenses, and Changes in Net Assets.....	9
Statement of Cash Flows.....	10
Notes to the Basic Financial Statements.....	11
<b>STATISTICAL SECTION</b>	
Operating Expenses by Category - Last Six Fiscal Years.....	25
Operating and Non-Operating Revenues - Last Six Fiscal Years.....	26
Full Time Equivalent (FTE) Enrollment - Last Six Fiscal Years.....	27
Grant Revenues By Source - Last Six Fiscal Years.....	28
Net Assets - Last Six Fiscal Years.....	29
State Basic Aid - Per Pupil Funding Amount - Last Six Fiscal Years.....	30
Student Population by Resident District-2004 Fiscal Year.....	31
Miscellaneous Statistics.....	32

**This page intentionally left blank.**

# Introductory Section

**This page intentionally left blank.**



1035 Clay Street  
Akron, Ohio 44301

330-785-0180 [P]  
330-785-0681 [F]

[www.hope-academies.com](http://www.hope-academies.com)

---

December 31, 2004

HOPE Academy Brown Street Campus Community  
Members of the Board of Directors

We are pleased to present the Comprehensive Annual Financial Report (CAFR) of the HOPE Academy Brown Street Campus (the School) for the fiscal year ended June 30, 2004. The School's management is responsible for the reliability of the data presented and the completeness of the presentation, including all disclosures. To the best of our knowledge, the enclosed data is accurate in all material respects and is reported in a manner designed to present fairly the financial position and results of operations of the School. All disclosures necessary to enable the reader to gain an understanding of the School's financial activities have been included.

Further, the School has established a comprehensive framework that is designed to compile sufficient reliable information for the preparation of its financial statements in accordance with generally accepted accounting principles (GAAP). Because the cost of internal controls should not outweigh their benefits, the School's comprehensive framework of internal controls has been designed to provide reasonable rather than absolute assurance that the financial statements will be free from material misstatements.

The CAFR is designed to assist and guide the reader in understanding its contents. The report consists of three major sections:

Introductory Section

The Introductory Section includes the Transmittal Letter and a list of our Board members.

Financial Section

The Financial Section consists of the Independent Accountants' Report, Management's Discussion and Analysis, and the Basic Financial Statements as well as the Notes to the Basic Financial Statements that provide an overview of the School's financial position and operating results.

Statistical Section

The Statistical Section includes selected financial and demographic information about the School on a multi-year basis.

Background

Ohio charter schools began operating after the passage of a 1997 State law. Charter schools, commonly referred to as "community schools" in Ohio, are public, non-profit, non-sectarian schools established to operate independently of any School District. These schools also are exempt from many of the education

### Background (Continued)

laws of the State allowing them to bring innovation and efficiency to the traditional education model. More importantly, the passage of this law made the concept of school choice a reality in Ohio. As required by law, each of these community schools must have a sponsor. As of the date of this report, the majority of community schools are sponsored by the Ohio State Board of Education which delegates its responsibility to the Ohio Department of Education to provide oversight and advisory services to 179 community schools throughout the State serving nearly 46,000 children.

### Description of the School

Hope Academy Brown Street Campus is an elementary school offering grades K-8. The School, which first opened its doors in August of 1998 is located on the outskirts of the city of Akron, Ohio and is run by an eight member Board of Directors. The School looks to its six-year history of consistent enrollment up to capacity as a measure of its success. The School has contracted with White Hat Management, LLC and its subsidiaries to operate the School on a day-to-day basis. White Hat Management is a national leader in professional education management and has managed the School since its inception. First approved for a five-year term by the Ohio State Board of Education, the School was renewed for a subsequent term on July 1, 2003. The School regards its renewal as another benchmark of its successful education model, effective operational management, and sound fiscal practices.

### Financial Information

This is the first year the School has prepared financial statements following GASB Statement No. 34, "Basic Financial Statements – and Management's Discussion and Analysis – for State and Local Governments." GASB Statement No. 34 creates new basic financial statements for reporting on the School's financial activities. Also as part of this new reporting model, management is responsible for preparing a discussion and analysis of the School. This Letter of Transmittal is designed to complement the Management's Discussion and Analysis and should be read in conjunction with it. This discussion follows the Independent Accountants' Report and provides an assessment of the School's finances for fiscal year 2004 and the outlook for the future.

This is also the first year that the School has prepared a Comprehensive Annual Financial Report. The School takes pride in its demonstrated history of unqualified audit opinions and no material weaknesses and wishes to take the next step towards establishing itself as a model of fiscal responsibility among its peers. According to the Auditor of State of Ohio, the School will be (with the submission of this report) one of the first community schools in the State to pursue the Certificate of Achievement for Excellence in Financial Reporting.

### Independent Audit

Ohio law requires independent audits be performed on all financial operations of the School either by the Auditor of State or an independent public accounting firm in accordance with generally accepted accounting principles (GAAP) and generally accepted auditing standards (GAAS). The Auditor of State's Office rendered an opinion on the School's financial statements as of June 30, 2004 and the Independent Accountants' Report on the Basic Financial Statements is included in the Financial Section herein.



Letter of Transmittal  
Page Three

Awards and Acknowledgments

The Government Finance Officer's Association of the United States and Canada (GFOA) will award a Certificate of Achievement for Excellence in Financial Reporting. The Certificate of Achievement is a prestigious national award, recognizing conformance with the highest standards for preparation of state and local government financial reports.

In order to be awarded a Certificate of Achievement, a government unit must publish an easily readable and efficiently organized CAFR, whose contents conforms to program standards. The CAFR must satisfy both generally accepted accounting principles and applicable legal requirements.

A Certificate of Achievement is valid for a period of one year only. We believe our current report, which is included herein, will conform to the high standards required by the Certificate of Achievement program.

The Comprehensive Annual Financial Report was prepared by the fiscal management team for the School. As the fiscal officer, I would like to express my sincere appreciation to Darryl Woolf, Brett Newsome, and Maggie Vantley for their direct participation in producing this report. Their commitment to this project helped to make this report possible. I would also like to thank Mr. Townsend and other members of the Board of Directors and Finance Committee for their support in this new endeavor. It is truly appreciated.

Finally, we would like to thank our School community for entrusting us with the education of your children. *You* are the reason we are here. We are committed to bettering our students, their parents and the communities we serve by providing the very best alternative in public education.


Sincerely,



C. David Massa, CPA  
Fiscal Officer  
HOPE Academy Brown Street Campus



Robert C. Townsend  
President, Board of Directors  
HOPE Academy Brown Street Campus



James E. Haynes  
Finance Committee Chairman  
HOPE Academy Brown Street Campus

**Hope Academy Brown Street Campus  
Board of Directors  
June 30, 2004**

---

Robert C. Townsend	Board President
James Haynes	Board Member
Bert Holt	Board Member
Edward D. Wilkins, Sr.	Board Member
James Stubbs	Board Member
Marco Sommerville	Board Member
John Dawson	Board Member
Ted Pappas, Jr.	Board Member

# Financial Section

**This page intentionally left blank.**



## Auditor of State Betty Montgomery

### INDEPENDENT ACCOUNTANTS' REPORT

HOPE Academy Brown Street Campus  
Summit County  
1035 Clay Street  
Akron, Ohio 44301

To the Board of Directors:

We have audited the accompanying basic financial statements of the HOPE Academy Brown Street Campus, Summit County, Ohio, (the School) as of and for the year ended June 30, 2004, as listed in the table of contents. These financial statements are the responsibility of the School's management. Our responsibility is to express an opinion on these financial statements based on our audit.

We conducted our audit in accordance with auditing standards generally accepted in the United States of America and the standards applicable to financial audits contained in *Government Auditing Standards*, issued by the Comptroller General of the United States. Those standards require that we plan and perform the audit to obtain reasonable assurance about whether the financial statements are free of material misstatement. An audit includes examining, on a test basis, evidence supporting the amounts and disclosures in the financial statements. An audit also includes assessing the accounting principles used and significant estimates made by management, as well as evaluating the overall financial statement presentation. We believe that our audit provides a reasonable basis for our opinion.

In our opinion, the financial statements referred to above present fairly, in all material respects, the net assets of HOPE Academy Brown Street Campus, Summit County, as of June 30, 2004, and the changes in its net assets and its cash flows for the year then ended in conformity with accounting principles generally accepted in the United States of America.

As described in Note 2, during the year ended June 30, 2004, the School implemented a new financial reporting model, as required by the provisions of Governmental Accounting Standards Board Statement No. 34, *Basic Financial Statements and Management's Discussion and Analysis for State and Local Governments*. In addition, as described in Note 14, the School increased its capitalization threshold for capital assets from \$1,000 to \$5,000 during the year ended June 30, 2004.

In accordance with *Government Auditing Standards*, we have also issued our report dated December 15, 2004, on our consideration of the School's internal control over financial reporting and our tests of its compliance with certain provisions of laws, regulations, contracts and grants. That report is an integral part of an audit performed in accordance with *Government Auditing Standards* and should be read in conjunction with this report in considering the results of our audit.

Management Discussion and Analysis is not a required part of the basic financial statements but is supplementary information the Governmental Accounting Standards Board requires. We have applied certain limited procedures, which consisted principally of inquiries of management regarding the methods of measurement and presentation of the required supplementary information. However, we did not audit the information and express no opinion on it.

101 Central Plaza South / 700 Bank One Tower / Canton, OH 44702  
Telephone: (330) 438-0617 (800) 443-9272 Fax: (330) 471-0001  
[www.auditor.state.oh.us](http://www.auditor.state.oh.us)

We conducted our audit to form an opinion on the School's basic financial statements. The introductory and statistical sections are presented for additional analysis and are not a required part of the basic financial statements. We did not subject the introductory and statistical sections to the auditing procedures applied in the audit of the basic financial statements and, accordingly, we express no opinion on them.

A handwritten signature in black ink that reads "Betty Montgomery". The signature is written in a cursive, flowing style.

**Betty Montgomery**  
Auditor of State

December 15, 2004

**HOPE ACADEMY BROWN STREET CAMPUS  
MANAGEMENT'S DISCUSSION AND ANALYSIS  
FOR THE YEAR ENDED JUNE 30, 2004  
(Unaudited)**

The discussion and analysis of the HOPE Academy Brown Street Campus's (the School) financial performance provides an overall review of the School's financial activities for the fiscal year ended June 30, 2004. The intent of this discussion and analysis is to look at the School's financial performance as a whole; readers should also review the transmittal letter, the basic financial statements and the notes to the basic financial statements to enhance their understanding of the School's financial performance.

The Management's Discussion and Analysis (MD&A) is an element of the new reporting model adopted by the Governmental Accounting Standards Board (GASB) in their Statement No. 34 *Basic Financial Statements – and Management's Discussion and Analysis – for State and Local Governments* issued June 1999. Certain comparative information between the current year and the prior year is required to be presented in the MD&A.

**Financial Highlights**

- In total, net assets increased \$88,139, which represents a 43 percent increase from 2003. This was primarily the result of the School taking on additional capital assets during the year related to its participation in the Federal Emergency Repair Program (FERP) which allowed the School to replace and/ or improve some areas of its current facility.
- Total assets increased \$184,662, which represents a 58.5 percent increase from 2003. An increase in the School's overall receivables and its capital assets were the primary reasons for this change.
- Liabilities increased \$96,483, which represents a 87.2 percent increase from 2003. As explained later, the increase in liabilities is a direct result of the increase in State and Federal receivables, which directly increases management fees.

**Using this Financial Report**

This report consists of three parts, the MD&A, the basic financial statements, and notes to those statements. The basic financial statements include a Statement of Net Assets, a Statement of Revenues, Expenses and Changes in Net Assets, and a Statement of Cash Flows.

**HOPE ACADEMY BROWN STREET CAMPUS  
MANAGEMENT'S DISCUSSION AND ANALYSIS  
FOR THE YEAR ENDED JUNE 30, 2004  
(Unaudited)**

**Statement of Net Assets**

The Statement of Net Assets answers the question of how the School did financially during 2004. This statement includes all assets and liabilities, both financial and capital, and short-term and long-term using the accrual basis of accounting and economic resources focus, which is similar to the accounting used by most private-sector companies. This basis of accounting takes into account all revenues and expenses during the year, regardless of when the cash is received or paid.

Table 1 provides a summary of the School's net assets for fiscal year 2004 and fiscal year 2003.

(Table 1)  
**Net Assets**

	<b>2004</b>	<b>2003</b>
<b>Assets</b>		
Current Assets	\$ 214,311	\$ 112,940
Capital Assets, net	285,846	202,595
Total Assets	500,157	315,535
<b>Liabilities</b>		
Current Liabilities	\$ 207,083	\$ 110,600
<b>Net Assets</b>		
Invested in Capital Assets	285,846	202,595
Unrestricted	7,228	2,340
Total Net Assets	\$ 293,074	\$ 204,935

Total assets increased \$184,622. Again, this was related to increases in the School's receivables related to certain grant subsidies over the previous year and the addition of capital assets paid for under the Federal Emergency Repair Program. Liabilities increased by \$96,483 from 2003. This increase directly corresponds to the increase in receivables as the School operates under a management agreement with WHLS of Ohio, LLC (WHLS). Under the terms of the management agreement, WHLS is paid a specific percentage of the State and Federal revenues the School receives.



**HOPE ACADEMY BROWN STREET CAMPUS  
MANAGEMENT'S DISCUSSION AND ANALYSIS  
FOR THE YEAR ENDED JUNE 30, 2004  
(Unaudited)**

**Statement of Revenues, Expenses, and Changes in Net Assets**

Table 2 shows the changes in net assets for fiscal year 2003 and fiscal year 2004, as well as a listing of revenues and expenses.

(Table 2)  
**Change in Net Assets**

	<b>2004</b>	<b>2003</b>
<b>Operating Revenues</b>		
State Aid	\$ 1,629,327	\$ 1,483,230
<b>Non-Operating Revenues</b>		
Grants	550,811	359,133
Interest	906	-
Debt Forgiveness	-	492,685
Other	500	4,325
Total Revenues	2,181,544	2,339,373
<b>Operating Expenses</b>		
Purchased Services: Management Fees	1,580,447	1,438,732
Purchased Services: Grant Programs	424,311	356,618
Legal	14,158	31,956
Advertising	-	3,415
Insurance	4,229	12,291
Auditing and Accounting	10,765	1,915
Depreciation	43,249	152,767
Board of Education	10,902	3,925
Miscellaneous	5,344	123
Total Expenses	2,093,405	2,001,742
Change in Net Assets	\$ 88,139	\$ 337,631

The reason for the decrease in overall revenues over 2003 is due exclusively to the nearly \$493,000 of debt forgiveness that was received in fiscal year 2003 as part of the School's restructuring its management contract with White Hat Management, LLC. The School's most significant expenses, "Purchased Services" increased from the previous year due to increases in State Aid and grant subsidies. The management agreement in place between the School and WHLS of Ohio, LLC (a White Hat related company) provides that specific percentages of the revenues received by the School will be paid to WHLS to fund operations. (See Notes to the Basic Financial Statements, Note 10.) Other expenses as listed above actually decreased over the previous year due to better management of certain expenses.

**HOPE ACADEMY BROWN STREET CAMPUS  
MANAGEMENT'S DISCUSSION AND ANALYSIS  
FOR THE YEAR ENDED JUNE 30, 2004  
(Unaudited)**

**Capital Assets**

At the end of fiscal year 2004 the School had \$285,846, invested in leasehold improvements, furniture & fixtures, and equipment, which represented an increase of \$83,251 from 2003. Table 3 shows the respective balances for both fiscal year 2004 and fiscal year 2003.

(Table 3)  
**Capital Assets  
(Net of Depreciation)**

	2004	2003	
Leasehold Improvements	\$ 284,367	\$ 196,015	
Furniture & Fixtures	1,479	5,209	
Equipment	-	1,371	
	\$ 285,846	\$ 202,595	
Totals			

For more information on capital assets, see Note 7 in the Notes to the Basic Financial Statements.

**Current Financial Issues**

The HOPE Academy Brown Street Campus received revenue for 253 students in 2004. State law governing community schools allows for the School to have open enrollment across traditional school district boundaries.

The School receives its support almost entirely from State Aid. Per pupil revenue from State Aid for the School averaged \$6,440 in fiscal 2004 with a 2.2 percent increase in State Basic Aid planned in fiscal year 2005. The School receives additional revenues from grant subsidies.

Further, with the enactment of House Bill 364 into law in April 2003, the Ohio Department of Education (ODE) will no longer be sponsoring community schools. The law provides that every community school sponsored by ODE, including HOPE Academy Brown Street Campus, will be required to have new sponsorship in place by June 30, 2005. The School is currently evaluating qualified sponsors. State law allows sponsors to assess the schools up to 3 percent of State revenues as an oversight fee, a cost that has not been incurred through the sponsorship by ODE. The fee will range between 0-3 percent. It has not been decided if this fee will be paid by the Board or result in a direct reduction of the fee paid to the management company.

**HOPE ACADEMY BROWN STREET CAMPUS  
MANAGEMENT'S DISCUSSION AND ANALYSIS  
FOR THE YEAR ENDED JUNE 30, 2004  
(Unaudited)**

**Contacting the School's Financial Management**

This financial report is designed to provide our readers with a general overview of the School's finances and to show the School's accountability for the money it receives. If you have questions about this report or need additional information, contact Dave Massa, Fiscal Officer for the HOPE Academy Brown Street Campus, 159 South Main Street, Akron, Ohio 44308 or e-mail at [david.massa@whitehatmgmt.com](mailto:david.massa@whitehatmgmt.com).

**HOPE ACADEMY BROWN STREET CAMPUS  
SUMMIT COUNTY  
STATEMENT OF NET ASSETS  
AS OF JUNE 30, 2004**

**ASSETS**

Current Assets

Cash and Cash Equivalents	\$ 122,429
State Funding Receivable	4,771
Accounts Receivable	922
Grants Funding Receivable	<u>86,188</u>
Total Current Assets	214,310

Noncurrent Assets

Capital Assets, Net	<u>285,846</u>
---------------------	----------------

**Total Assets**

**\$ 500,157**

**LIABILITIES**

Current Liabilities

Accounts Payable	\$ 3,997
Grants Funding Payable	198,458
Continuing Fees Payable	<u>4,628</u>

**Total Current Liabilities**

**\$ 207,083**

**Net Assets**

Invested in Capital Assets	\$ 285,846
Unrestricted Net Assets	<u>7,228</u>

**Total Net Assets**

**\$ 293,074**

The notes to the basic financial statements are an integral part of this statement.

**HOPE ACADEMY BROWN STREET CAMPUS  
SUMMIT COUNTY  
STATEMENT OF REVENUES, EXPENSES, AND CHANGES IN NET ASSETS  
FOR THE YEAR ENDED JUNE 30, 2004**

**OPERATING REVENUE**

State Aid	\$ 1,629,327
<b>Total Operating Revenue</b>	1,629,327

**OPERATING EXPENSES**

Purchased Services: Management Fees	1,580,447
Purchased Services: Grant Programs	424,311
Legal	14,158
Insurance	4,229
Auditing and Accounting	10,765
Depreciation	43,249
Board of Education	10,902
Miscellaneous	5,344
<b>Total Operating Expenses</b>	<u>2,093,405</u>
<b>Operating Loss</b>	(464,078)

**NON-OPERATING REVENUES**

Grants	550,811
Contributions	500
Interest Income	906
<b>Total Non-Operating Revenues</b>	<u>552,217</u>
<b>Change in Net Assets</b>	88,139
<b>Net Assets, July 1, 2003 (Restated, See Note 15)</b>	<u>204,935</u>
<b>Net Assets, June 30, 2004</b>	<u>\$ 293,074</u>

The notes to the basic financial statements are an integral part of this statement.

**HOPE ACADEMY BROWN STREET CAMPUS  
SUMMIT COUNTY  
STATEMENT OF CASH FLOWS  
FOR THE YEAR ENDED JUNE 30, 2004**

**INCREASE (DECREASE) IN CASH AND CASH EQUIVALENTS**

**CASH FLOWS FROM OPERATING ACTIVITIES**

Cash Received from State Sources	\$ 1,629,424
Cash Payments to Suppliers for Goods and Services	<u>(1,925,069)</u>
Net Cash Used for Operating Activities	(295,645)

**CASH FLOWS FROM CAPITAL FINANCING ACTIVITIES**

Cash Payments for Capital Acquisitions	(126,500)
Cash Receipts from Loan Advance	79,676
Cash Payments for Loan Advance	<u>(79,676)</u>
Net Cash Used for Financing Activities	(126,500)

**CASH FLOWS FROM NONCAPITAL FINANCING ACTIVITIES**

Cash Received from Grant Programs	541,400
Cash Received from Miscellaneous Receipts	<u>1,407</u>
Net Cash Received by Noncapital Financing Activities	<u>542,807</u>
Net Increase in Cash and Cash Equivalents	120,662
Cash and Cash Equivalents at Beginning of Year	<u>1,767</u>
Cash and Cash Equivalents at End of Year	<u>\$ 122,429</u>

**RECONCILIATION OF OPERATING LOSS TO NET CASH  
USED FOR OPERATING ACTIVITIES**

Operating Loss	\$ (464,078)
----------------	--------------

**ADJUSTMENTS TO RECONCILE OPERATING LOSS TO NET  
CASH USED FOR OPERATING ACTIVITIES**

Depreciation	43,249
Changes in Assets and Liabilities:	
State Funding Receivable	97
Refund Receivable	29,526
Accounts Receivable	(921)
Accounts Payable	(3,608)
Grants Funding Payable	100,185
Continuing Fees Payable	<u>(95)</u>
Total Adjustments	<u>168,433</u>
Net Cash Used for Operating Activities	<u>\$ (295,645)</u>

The notes to the basic financial statements are an integral part of this statement.

**HOPE ACADEMY BROWN STREET CAMPUS  
SUMMIT COUNTY  
NOTES TO THE BASIC FINANCIAL STATEMENTS  
FOR THE YEAR ENDED JUNE 30, 2004**

**1. DESCRIPTION OF THE SCHOOL AND REPORTING ENTITY**

HOPE Academy Brown Street Campus (the School) is a federal 501(c)(3) tax-exempt, state nonprofit corporation established pursuant to Ohio Rev. Code Chapters 3314 and 1702 to maintain and provide a school exclusively for any educational, literary, scientific and related teaching service. The School, which is part of the State's education program, is independent of any school district. The School may sue and be sued, acquire facilities as needed, and contract for any services necessary for the operation of the School.

The School contracts with WHLS of Ohio, LLC (WHLS) for most of its functions. See Note 10.

The School was approved for operation under contract with the Ohio State Board of Education (Sponsor) for a period of five years from August 20, 1998, through June 30, 2003. The contract was also renewed with the Ohio State Board of Education for a subsequent two year period from July 1, 2003 through June 30, 2005. The School operates under a self-appointing, eight-member Board of Directors (the Board). The School's Code of Regulations specify that vacancies that arise on the Board will be filled by the appointment of a successor director by a majority vote of the then existing directors. The Board is responsible for carrying out the provisions of the contract with the Sponsor, which includes, but is not limited to, state-mandated provisions regarding student population, curriculum, academic goals, performance standards, admission standards, and qualifications of teachers. The School has one instructional/support facility, which is leased by WHLS. The facility is staffed with teaching personnel employed by WHLS, who provide services to 253 students. The Board operates five other Hope Academies and two Life Skills Centers in the cities of Akron and Cleveland. In Cleveland, the Board operates the HOPE Academy Cathedral Campus, HOPE Academy Broadway Campus, HOPE Academy Chapelside Campus, HOPE Academy Lincoln Park Campus, and the Life Skills Center of Cleveland. It also operates the HOPE Academy University Campus and the Life Skills Center of Akron in the city of Akron.

**2. SUMMARY OF SIGNIFICANT ACCOUNTING POLICIES**

The basic financial statements of the School have been prepared in conformity with generally accepted accounting principles as applied to governmental nonprofit organizations. The Governmental Accounting Standards Board (GASB) is the accepted standard-setting body for establishing governmental accounting and financial reporting principles. The School also applies Financial Accounting Standards Board (FASB) statements and interpretations issued on or before November 30, 1989, provided they do not conflict with GASB pronouncements. The School does not apply FASB statements and interpretations issued after November 30, 1989. Also, the School implemented GASB Statement No. 34 – *Basic Financial Statements and Management's Discussion and Analysis for State and Local Governments*. This had no effect on the School's net assets. The more significant of the School's accounting policies are described on the following pages.

**HOPE ACADEMY BROWN STREET CAMPUS  
SUMMIT COUNTY  
NOTES TO THE BASIC FINANCIAL STATEMENTS  
FOR THE YEAR ENDED JUNE 30, 2004  
(Continued)**

**2. SUMMARY OF SIGNIFICANT ACCOUNTING POLICIES (Continued)**

**A. BASIS OF PRESENTATION**

The School's basic financial statements consist of a Statement of Net Assets, a Statement of Revenues, Expenses and Changes in Net Assets, and a Statement of Cash Flows. Enterprise fund reporting focuses on the determination of the change in net assets, financial position and cash flows.

Auditor of State of Ohio Bulletin 2000-005 requires the presentation of all financial activity to be reported within one enterprise fund for year-end reporting purposes. Enterprise accounting is used to account for operations that are financed and operated in a manner similar to private business enterprises where the intent is that the costs (expenses) of providing goods or services to the general public on a continuing basis be financed or recovered primarily through user charges.

**B. MEASUREMENT FOCUS AND BASIS OF ACCOUNTING**

The accounting and financial reporting treatment applied to a fund is determined by its measurement focus. Enterprise accounting uses a flow of economic resources measurement focus. With this measurement focus, all assets and all liabilities are included on the Statement of Net Assets. Operating statements present increases (i.e., revenues) and decreases (i.e., expenses) in net total assets. The accrual basis of accounting is utilized for reporting purposes. Revenues are recognized when they are earned, and expenses are recognized when they are incurred.

**C. BUDGETARY PROCESS**

Unlike traditional public schools located in the State of Ohio, community schools are not required to follow budgetary provisions set forth in Ohio Rev. Code Section 5705, unless specifically provided in the School's contract with its Sponsor. The contract between the School and its Sponsor requires a detailed school budget for each year of the contract; however, the budget does not have to follow the provisions of Ohio Rev. Code Section 5705.

**D. CASH AND CASH EQUIVALENTS**

All cash received by the School is maintained in a demand deposit account and STAROhio. For purposes of the Statement of Cash Flows and for presentation on the Statement of Net Assets, investments with an original maturity of three months or less at the time they are purchased are considered to be cash equivalents.



**HOPE ACADEMY BROWN STREET CAMPUS  
SUMMIT COUNTY  
NOTES TO THE BASIC FINANCIAL STATEMENTS  
FOR THE YEAR ENDED JUNE 30, 2004  
(Continued)**

**2. SUMMARY OF SIGNIFICANT ACCOUNTING POLICIES (Continued)**

**D. CASH AND CASH EQUIVALENTS (Continued)**

During fiscal year 2004, investments were limited to the State Treasurer's Investment Pool, STAROhio, and repurchase agreements. STAROhio is an investment pool managed by the State Treasurer's Office, which allows governments within the State to pool their funds for investment purposes. STAROhio is not registered with the SEC as an investment company, but does operate in a manner consistent with Rule 2a7 of the Investment Company Act of 1940. Investments in STAROhio are valued at STAROhio's share price, which is the price the investment could be sold for on June 30, 2004.

**E. INTERGOVERNMENTAL REVENUES**

The School currently participates in the State Foundation Program and the State Disadvantaged Pupil Impact Aid (DPIA) Program, which are reflected under "State Aid" on the Statement of Revenues, Expenses, and Changes in Net Assets. Revenues received from these programs are recognized as operating revenues in the accounting period in which all eligibility requirements have been met.

Non-exchange transactions, in which the School receives value without directly giving equal value in return, include grants, entitlements, and contributions. Grants entitlements, and contributions are recognized as non-operating revenues in the accounting period in which all eligibility requirements have been met.

Eligibility requirements include timing requirements, which specify the year when the resources are required to be used or the fiscal year when use is first permitted; matching requirements, in which the School must provide local resources to be used for a specified purpose; and expenditure requirements, in which the resources are provided to the School on a reimbursement basis. Amounts awarded under the above programs for the 2004 school year totaled \$2,180,138.

**F. CAPITAL ASSETS AND DEPRECIATION**

For purposes of recording capital assets, the Board has a capitalization threshold of \$5,000.

The capital assets are recorded on the accompanying Statement of Net Assets at cost, net of accumulated depreciation of \$305,889. Depreciation is computed by the straight-line method over three years for "Computers & Software", five years for "Equipment" and "Furniture & Fixtures", and ten years for "Leasehold Improvements".

**HOPE ACADEMY BROWN STREET CAMPUS  
SUMMIT COUNTY  
NOTES TO THE BASIC FINANCIAL STATEMENTS  
FOR THE YEAR ENDED JUNE 30, 2004  
(Continued)**

**2. SUMMARY OF SIGNIFICANT ACCOUNTING POLICIES (Continued)**

**F. CAPITAL ASSETS AND DEPRECIATION (Continued)**

Aside from those mentioned above, the School has no other capital assets, as the School operates under a management agreement with WHLS. (See Note 10.)

**G. USE OF ESTIMATES**

In preparing the financial statements, management is sometimes required to make estimates and assumptions that affect the reported amounts of assets and liabilities, the disclosure of contingent assets and liabilities at the date of the financial statements, and the reported amounts of revenues and expenses during the reporting period. Actual results could differ from those estimates.

**H. NET ASSETS**

Net assets represent the difference between assets and liabilities. Net Assets consist of capital assets, net of accumulated depreciation, and unrestricted net assets.

**I. OPERATING REVENUES AND EXPENSES**

Operating revenues are those revenues that are generated directly from the School's primary activities. For the School, these revenues are primarily State Aid payments. Operating expenses are necessary costs incurred to provide the goods and services that are the primary activities of the School. Revenues and expenses not meeting this definition are reported as non-operating.

**3. DEPOSITS**

GASB Statement No. 3 "Deposits with Financial Institutions, Investments and Reverse Repurchase Agreements" requires that the School's investments be classified in categories of custodial credit risk.

Deposits: At year-end, the carrying amount of the School's deposits was \$4,946 and the bank balance was \$4,946. Of that amount, all funds were insured and collateralized by the Federal Depository Insurance Corporation.

Investments: Category 1 includes investments that are insured or registered or for which the securities are held by the School or its agent in the School's name. Category 2 includes uninsured and unregistered investments for which the securities are held by the counterparty's trust department or agent in the School's name. Category 3 includes uninsured and unregistered investments for which the securities are held by the counterparty, or by its trust department or agent, but not in the School's name.

**HOPE ACADEMY BROWN STREET CAMPUS  
SUMMIT COUNTY  
NOTES TO THE BASIC FINANCIAL STATEMENTS  
FOR THE YEAR ENDED JUNE 30, 2004  
(Continued)**

**3. DEPOSITS (Continued)**

The carrying amount of the School's investment in STAROhio at June 30, 2004, was \$117,483. Investments in STAROhio are not evidenced by securities that exist in physical or book entry form; therefore, are not categorized.

**4. STATE FUNDING RECEIVABLE**

The School has recognized on its Statement of Net Assets a "State Funding Receivable" for the amount of State Aid estimated to be paid to the School by the Ohio Department of Education (ODE) based on the difference in the amount the School actually received versus the amount earned through qualified student full-time equivalent (FTE) enrollment as determined at the end of the year. A receivable reflects that the School was funded on a lower estimated, qualified enrollment figure throughout the year than what the actual FTE enrollment figure was calculated to be at year-end. At June 30, 2004, the amount of "State Funding Receivable" was \$4,771.

**5. CONTINUING FEES PAYABLE**

Under the terms of the management agreement with WHLS (See Note 10.), a related "Continuing Fees Payable" in the amount of \$4,628 has been recorded by the School for 97 percent of the amount of "State Funding Receivable" due from the State. (See Note 4.)

**6. GRANTS FUNDING RECEIVABLE/PAYABLE**

The School has recorded "Grants Funding Receivable" in the amount of \$86,188 to account for the remainder of State and Federal awards allocated to the School, but not received as of June 30, 2004.

Additionally, under the terms of the management agreement (See Note 10.), the School has recorded a liability to WHLS in the amount of \$198,458 for 100 percent of any State and Federal monies uncollected or unpaid to WHLS as of June 30, 2004.

**HOPE ACADEMY BROWN STREET CAMPUS  
SUMMIT COUNTY  
NOTES TO THE BASIC FINANCIAL STATEMENTS  
FOR THE YEAR ENDED JUNE 30, 2004  
(Continued)**

**7. CAPITAL ASSETS AND DEPRECIATION**

For the year ended June 30, 2004, the School's capital assets consisted of the following:

	Restated Balance 06/30/03 (See Note 14)	<u>Additions</u>	<u>Deletions</u>	Balance 06/30/04
<b>Capital Assets</b>				
<b>Being Depreciated:</b>				
Leasehold Improvements	\$245,154	\$126,500	\$0	\$371,654
Equipment	20,427	0	0	20,427
Furniture & Fixtures	14,921	0	0	14,921
Computers & Software	<u>184,733</u>	<u>0</u>	<u>0</u>	<u>184,733</u>
<b>Total Capital Assets</b>				
<b>Being Depreciated</b>	<u>465,235</u>	<u>126,500</u>	<u>0</u>	<u>591,735</u>
<b>Less Accumulated</b>				
<b>Depreciation:</b>				
Leasehold Improvements	(49,139)	(38,148)	(0)	(87,287)
Equipment	(19,056)	(1,371)	(0)	(20,427)
Furniture & Fixtures	(9,712)	(3,730)	(0)	(13,442)
Computers & Software	<u>(184,733)</u>	<u>(0)</u>	<u>(0)</u>	<u>(184,733)</u>
<b>Total Accumulated</b>				
<b>Depreciation</b>	<u>(262,640)</u>	<u>(43,249)</u>	<u>(0)</u>	<u>(305,889)</u>
<b>Total Capital Assets</b>				
<b>Being Depreciated, Net</b>	<u>\$202,595</u>	<u>\$83,251</u>	<u>(\$0)</u>	<u>\$285,846</u>

**8. SHORT-TERM LOAN ADVANCE**

During fiscal year 2004, the School received a short-term advance from WHLS to cover contract obligations, related to a grant program, for which the School had not received monies from its grantor on a timely basis. The short-term debt was due to WHLS and was paid in full during fiscal year 2004. As of year-end the School had no debt.

<u>Balance</u> <u>June 30, 2003</u>	<u>Increase</u>	<u>Decrease</u>	<u>Balance</u> <u>June 30, 2004</u>
\$0	\$79,763	(\$79,763)	\$0

**HOPE ACADEMY BROWN STREET CAMPUS  
SUMMIT COUNTY  
NOTES TO THE BASIC FINANCIAL STATEMENTS  
FOR THE YEAR ENDED JUNE 30, 2004  
(Continued)**

**9. RISK MANAGEMENT**

**Property and Liability** - The School is exposed to various risks of loss related to torts; theft or damage to, and destruction of assets; errors and omissions; injuries to employees; and natural disasters. As part of its management agreement with WHLS, WHLS has contracted with an insurance company for property and general liability insurance pursuant to the Management Agreement. There was no significant reduction in insurance coverage from the prior year and claims have not exceeded insurance coverage over the past three years. (See Note 10.)

**Director and Officer** - Coverage has been purchased by the School with a \$1,000,000 aggregate limit and no deductible.

**10. AGREEMENT WITH WHLS**

Effective July 1 2002, the School entered into a five-year Management Agreement (Agreement) with WHLS, which is an educational consulting and management company. The term of the new Agreement with WHLS coincides with the School's charter agreement and will renew for additional, successive one (1) year terms unless one party notifies the other party on or before the February 1<sup>st</sup> prior to the expiration of the then-current term of its intention to not renew the agreement. Substantially all functions of the School have been contracted to WHLS. WHLS is responsible and accountable to the School's Board of Directors (the School Board) for the administration, operation and performance of the School in accordance with the School's contract with the Ohio State Board of Education to operate the School. The School had purchased service expenses for the year ended June 30, 2004, to WHLS of \$2,004,758 of which \$203,086 was payable to WHLS at June 30, 2004. Significant provisions of the Agreement are as follows:

Financial Provisions

Management, Consulting, and Operation Fee. The School is required to pay WHLS a monthly continuing fee of 97 percent of the School's "Qualified Gross Revenues", defined in the Agreement as, "...all revenues and income received by the School except for charitable contributions" and "WHLS shall receive 100 percent of any and all grants or funding of any kind generated by WHLS, and its affiliates beyond the regular per pupil state funding received by the School, subject to any terms and conditions attached to the grants, if any." The continuing fee is paid to WHLS based on the previous month's qualified gross revenues.

Other School Financial Responsibilities. The School is responsible for its directors' and officers' insurance, legal fees for School Board representation and general corporate matters, accounting, audit, tax and consulting fees for the School, and other miscellaneous expenses not incurred in the normal day-to-day operation of the School.

**HOPE ACADEMY BROWN STREET CAMPUS  
SUMMIT COUNTY  
NOTES TO THE BASIC FINANCIAL STATEMENTS  
FOR THE YEAR ENDED JUNE 30, 2004  
(Continued)**

**10. AGREEMENT WITH WHLS (Continued)**

WHLS Financial Responsibilities. Except as otherwise provided in the Agreement, all costs incurred in providing the educational program at the School are to be paid by WHLS. Such costs include, but are not limited to, salaries and benefits for all personnel, curriculum materials, textbooks, library books, computer and other equipment, software, supplies, building payments, maintenance, and capital improvements. All personal property used in the operation of the School is the property of WHLS, unless purchased directly by the School with Federal funds.

WHLS is required to maintain, at WHLS' expense, commercial general liability insurance in the name of the School in an amount not less than \$1 million per occurrence and \$2 million in the aggregate, and excess umbrella liability insurance of not less than \$10 million per occurrence and \$15 million in the aggregate.

Personnel. WHLS has the responsibility and authority to determine staffing levels, and to select, evaluate, assign, discipline, transfer and terminate personnel, consistent with state and federal law and the Agreement.

Compensation and benefits of all employees of the School is paid by WHLS. If WHLS fails to pay this compensation, the School, in its sole discretion, may pay such compensation and offset the amount by withholding an equal amount from the fees owed to WHLS under the Agreement.

Agreement Termination

Termination by the School. The School may terminate the Agreement in the event WHLS materially breaches the Agreement or the School's contract with the Ohio State Board of Education to operate the School and WHLS does not cure the material breach within 60 days of its receipt of written notice from the School, unless the breach cannot be reasonably cured within 60 days, in which case the WHLS shall promptly undertake and continue efforts to cure said material breach within a reasonable time.

Termination by WHLS. WHLS may, at its option, terminate the Agreement upon the occurrence of certain events as defined in the Agreement.

**HOPE ACADEMY BROWN STREET CAMPUS  
SUMMIT COUNTY  
NOTES TO THE BASIC FINANCIAL STATEMENTS  
FOR THE YEAR ENDED JUNE 30, 2004  
(Continued)**

**11. DEFINED BENEFIT PENSION PLANS**

The School has contracted with WHLS to provide employee services and to pay those employees. However, these contract services do not relieve the School of the obligation for remitting pension contributions. The retirement systems consider the School as the Employer-of-Record and the School ultimately responsible for remitting retirement contributions to each of the systems noted below: (See Note 10.)

**A. SCHOOL EMPLOYEES RETIREMENT SYSTEM**

WHLS, on behalf of the School contributes to the School Employees Retirement System of Ohio (SERS), a cost-sharing multiple-employer defined benefit pension plan. SERS provides retirement and disability benefits, annual cost-of-living adjustments, and death benefits to plan members and beneficiaries. Authority to establish and amend benefits is provided by State Statute Chapter 3309 of the Ohio Revised Code. SERS issues a publicly available, stand-alone financial report that includes financial statements and required supplementary information. The report may be obtained by writing to the School Employees Retirement System, 300 East Broad Street, Columbus, Ohio 43215-3746.

Plan members are required to contribute 10 percent of their annual covered salary and the School is required to contribute at an actuarially determined rate. The current School rate is 14 percent of annual covered payroll. A portion of the School's contribution is used to fund pension obligations with the remainder being used to fund health care benefits; for fiscal year 2004, 9.09 percent of annual covered salary was the portion used to fund pension obligations. The contribution requirements of plan members and employers are established and may be amended, up to a statutory maximum amount, by the SERS Retirement Board. The School's required contributions for pension obligations to SERS for the years ended June 30, 2004, 2003, and 2002, were \$45,906, \$36,307, and \$23,578, respectively; of which 100 percent has been contributed.

**B. STATE TEACHERS RETIREMENT SYSTEM**

WHLS, on behalf of the School contributes to the State Teachers Retirement System of Ohio (STRS Ohio), which is a cost-sharing, multiple-employer public employee retirement system. STRS Ohio provides retirement and disability benefits to members, and death and survivor benefits to beneficiaries. STRS Ohio issues a stand-alone financial report, which may be obtained by writing to STRS Ohio, 275 East Broad Street, Columbus, Ohio 43215-3371 or by calling (614) 227-4090.

**HOPE ACADEMY BROWN STREET CAMPUS  
SUMMIT COUNTY  
NOTES TO THE BASIC FINANCIAL STATEMENTS  
FOR THE YEAR ENDED JUNE 30, 2004  
(Continued)**

**11. DEFINED BENEFIT PENSION PLANS (Continued)**

**B. STATE TEACHERS RETIREMENT SYSTEM (Continued)**

New members have a choice of three retirement plans, a Defined Benefit (DB) Plan, a Defined Contribution (DC) Plan, and a Combined Plan. The DB plan offers an annual retirement allowance based on final average salary times a percentage that varies based on years of service, or an allowance based on member contributions and earned interest matched by STRS Ohio funds times an actuarially determined annuity factor.

The DC Plan allows members to place all their member contributions and employer contributions equal to 10.5 percent of earned compensation into an investment account. Investment decisions are made by the member. A member is eligible to receive retirement benefit at age 50 and termination of employment. The Combined Plan offers features of both the DB Plan and the DC Plan. In the Combined Plan, member contributions are invested by the member, and employer contributions are used to fund the defined benefit payment at a reduced level from the regular DB Plan. DC and Combined Plan members will transfer to the Defined Benefit Plan during their fifth year of membership unless they permanently select the DC or Combined Plan. Existing members with less than five years of service credit as of June 30, 2001, were given the option of making a one time irrevocable decision to transfer their account balances from the existing DB Plan into the DC Plan or the Combined Plan. This option expired on December 31, 2001. Benefits are established by Chapter 3307 of the Ohio Revised Code.

A DB or Combined Plan member with five or more years credited service that becomes disabled may qualify for a disability benefit. Eligible spouses and dependents of these active members who die before retirement may qualify for survivor benefits. Members in the DC Plan who become disabled are entitled only to their account balance. If a member dies before retirement benefits begin, the member's designated beneficiary is entitled to receive the member's account balance.

For the fiscal year ended June 30, 2004, plan members were required to contribute 10 percent of their annual covered salaries. The School was required to contribute 14 percent; 13 percent was the portion used to fund pension obligations. Contribution rates are established by the State Teachers Retirement Board, upon recommendations of its consulting actuary, not to exceed statutory maximum rates of 10 percent for members and 14 percent for employers. Chapter 3307 of the Ohio Revised Code provides statutory authority for member and employer contributions.



**HOPE ACADEMY BROWN STREET CAMPUS  
SUMMIT COUNTY  
NOTES TO THE BASIC FINANCIAL STATEMENTS  
FOR THE YEAR ENDED JUNE 30, 2004  
(Continued)**

**11. DEFINED BENEFIT PENSION PLANS (Continued)**

**B. STATE TEACHERS RETIREMENT SYSTEM (Continued)**

The School's required contributions for pension obligations for fiscal years ended June 30, 2004, 2003, and 2002, were \$98,939, \$72,433, and \$53,354, respectively; of which 100 percent has been contributed.

**12. POSTEMPLOYMENT BENEFITS**

WHLS, on behalf of the School, provides comprehensive health care benefits to retired teachers and their dependents through the State Teachers Retirement System (STRS), and to retired classified employees and their dependents through the School Employees Retirement System (SERS). Benefits include hospitalization, physicians' fees, prescription drugs, and reimbursement of monthly Medicare premiums. Benefit provisions and the obligations to contribute are established by the systems based on authority granted by State statute. Both systems are funded on a pay-as-you-go basis.

All STRS benefit recipients and sponsored dependents are eligible for health care coverage. The State Teachers Retirement Board has statutory authority over how much, if any, of the health care costs will be absorbed by STRS. Most benefit recipients pay a portion of the health care cost in the form of a monthly premium. By Ohio law, the cost of coverage paid from STRS funds shall be included in the employer contribution rate, currently 14 percent of covered payroll. For the year ended June 30, 2004, the STRS Board allocated employer contributions equal to 1.0 percent of covered payroll to the Health Care Reserve Fund. For the School, this amount equaled \$7,611 during the 2004 fiscal year.

STRS pays health care benefits from the Health Care Reserve Fund. The balance in the Fund was \$3.1 billion at June 30, 2004. For the year ended June 30, 2004, net health care costs paid by STRS were \$268,739,000 and STRS had 111,853 eligible benefit recipients.

For SERS, coverage is made available to service retirees with 10 or more fiscal years of qualifying service credit, disability, and survivor benefit recipients. Members retiring on or after August 1, 1989, with less than 25 years of service credit must pay a portion of their premium for health care. The portion is based on years of service up to a maximum of 75 percent of the premium.

**HOPE ACADEMY BROWN STREET CAMPUS  
SUMMIT COUNTY  
NOTES TO THE BASIC FINANCIAL STATEMENTS  
FOR THE YEAR ENDED JUNE 30, 2004  
(Continued)**

**12. POSTEMPLOYMENT BENEFITS (Continued)**

After the allocation for basic benefits, the remainder of the employer's 14 percent contribution is allocated to providing health care benefits. For fiscal year 2004, employer contributions to fund health care benefits were 4.91 percent of covered payroll. In addition, SERS levies a surcharge to fund health care benefits equal to 14 percent of the difference between a minimum pay and member's pay, pro-rated for partial credit. For fiscal year 2004, the minimum pay was established at \$25,400. The surcharge, added to the unallocated portion of the 14 percent employer contribution rate, provides for maintenance of the asset target level for the health care fund. The target level for the health care reserve is 150 percent of annual health care expenses. Expenses for health care at June 30, 2004, were \$223,443,805 and the target level was \$335.2 million.

At June 30, 2004, SERS had net assets available for payment of health care benefits of \$300.8 million. SERS has approximately 62,000 participants currently receiving health care benefits. For the School, the amount to fund health care benefits, including surcharge, equaled \$32,538 during the 2004 fiscal year.

**13. CONTINGENCES**

**A. Grants**

Amounts received from grantor agencies are subject to audit and adjustment by the grantor. Any disallowed costs may require refunding to the grantor. Amounts which may be disallowed, if any, are not presently determinable. However, in the opinion of the School, any such adjustments will not have a material adverse effect on the financial position of the School.

**B. Pending Litigation**

The suit was filed in Franklin County Common Pleas Court on May 14, 2001, alleging Ohio's Community (i.e., Charter) School's program violates the state Constitution and state laws. On April 21, 2003, the Court dismissed the counts containing constitutional claims and stayed the other counts pending appeal of the constitutional issues. The plaintiffs appealed to the Court of Appeals, the issues have been briefed and the case was heard on November 18, 2003. On August 24, 2004, the Court of Appeals rendered a decision that Community Schools are part of the state public educational system and this matter was sent to the Ohio Supreme Court. The effect of this suit, if any on the HOPE Academy Brown Street Campus is not presently determinable.

**HOPE ACADEMY BROWN STREET CAMPUS  
SUMMIT COUNTY  
NOTES TO THE BASIC FINANCIAL STATEMENTS  
FOR THE YEAR ENDED JUNE 30, 2004  
(Continued)**

**13. CONTINGENCES (Continued)**

**C. Full Time Equivalency**

The Ohio Department of Education conducts reviews of enrollment data and full-time equivalency (FTE) calculations made by the schools. These reviews are conducted to ensure the schools are reporting accurate student enrollment data to the State, upon which state funding is calculated. The conclusions of this review could result in state funding being adjusted.

In January 2005, the Ohio Department of Education proposed adjustments to the School, which are currently being reviewed. However, in the opinion of the School, these adjustments will not have a material adverse effect on the financial position of the School.

**14. STATE SCHOOL FUNDING DECISION**

On December 11, 2002, the Ohio Supreme Court issued its latest opinion regarding the State's school funding plan. The decision reaffirmed earlier decisions that Ohio's current school-funding plan is unconstitutional.

The Supreme Court relinquished jurisdiction over the case and directed "...the Ohio General Assembly to enact a school-funding scheme that is thorough and efficient..." The School is currently unable to determine what effect, if any, this decision will have on its future State funding and on its financial operations.

**15. RESTATEMENT OF NET ASSETS**

Beginning net assets were restated as a result of the School increasing its capitalization threshold from \$1,000 to \$5,000. Additionally, the School no longer capitalizes textbooks. The restatement is as follows:

Retained Earnings at June 30, 2003	\$245,888
Adjustment for Capital Assets	<u>(40,953)</u>
Restated Net Assets as of June 30, 2003	<u>\$204,935</u>

**HOPE ACADEMY BROWN STREET CAMPUS  
SUMMIT COUNTY  
NOTES TO THE BASIC FINANCIAL STATEMENTS  
FOR THE YEAR ENDED JUNE 30, 2004  
(Continued)**

**15. RESTATEMENT OF NET ASSETS (Continued)**

The categorical changes as a result of the restatement are as follows:

	Balance 6/30/03	Adjustments	Restated Balance 6/30/03
Facility Improvements	\$245,154	\$0	\$245,154
Textbooks	117,780	(117,780)	0
Equipment	22,334	(1,907)	20,427
Furniture & Fixtures	50,802	(35,881)	14,921
Computers & Software	238,404	(53,671)	184,733
Accumulated Depreciation	(430,926)	168,286	(262,640)
Total	<u>\$243,548</u>	<u>(\$40,953)</u>	<u>\$202,595</u>

# Statistical Section

**This page intentionally left blank.**

**HOPE Academy Brown Street Campus  
Operating Expenses by Category  
Last Six Fiscal Years**

	<i>Fiscal Year</i>					
	2004	2003	2002	2001	2000	1999
<i>Purchased Services:</i>						
<i>Management Fees</i>	\$ 1,580,447	\$ 1,438,732	\$ -	\$ -	\$ -	\$ -
<i>Purchased Services: Grant Programs</i>	\$ 424,311	\$ 356,618	\$ 691,138	\$ 579,545	\$ 619,705	\$ 512,540
<i>Salaries &amp; Wages</i>	\$ -	\$ -	\$ 982,470	\$ 765,568	\$ 568,573	\$ 385,585
<i>Fringe Benefits</i>	\$ -	\$ -	\$ 243,894	\$ 185,923	\$ 126,209	\$ 97,866
<i>Materials and Supplies</i>	\$ -	\$ -	\$ 121,389	\$ 120,264	\$ 81,904	\$ 122,266
<i>Depreciation</i>	\$ 43,249	\$ 152,767	\$ 80,772	\$ 23,695	\$ 111,146	\$ 62,546
<i>Legal</i>	\$ 14,158	\$ 31,956	\$ -	\$ -	\$ -	\$ -
<i>Insurance</i>	\$ 4,229	\$ 12,291	\$ -	\$ -	\$ -	\$ -
<i>Advertising</i>	\$ -	\$ 3,415	\$ -	\$ -	\$ -	\$ -
<i>Auditing &amp; Accounting</i>	\$ 10,765	\$ 1,915	\$ -	\$ -	\$ -	\$ -
<i>Board of Education</i>	\$ 10,902	\$ 3,925	\$ -	\$ -	\$ -	\$ -
<i>Interest Expense</i>	\$ -	\$ -	\$ 26,178	\$ 29,385	\$ 27,587	\$ 27,087
<i>Miscellaneous</i>	\$ 5,344	\$ 123	\$ 3,042	\$ 19,652	\$ 3,334	\$ 4,189
<b>Total</b>	<b>\$ 2,093,405</b>	<b>\$ 2,001,742</b>	<b>\$ 2,148,883</b>	<b>\$ 1,724,032</b>	<b>\$ 1,538,458</b>	<b>\$ 1,212,079</b>
<i>FTE Enrollment</i>	253	251	265	263	260	243
<i>Per Pupil Expenditure</i>	<b>\$ 8,274</b>	<b>\$ 7,975</b>	<b>\$ 8,109</b>	<b>\$ 6,555</b>	<b>\$ 5,917</b>	<b>\$ 4,988</b>

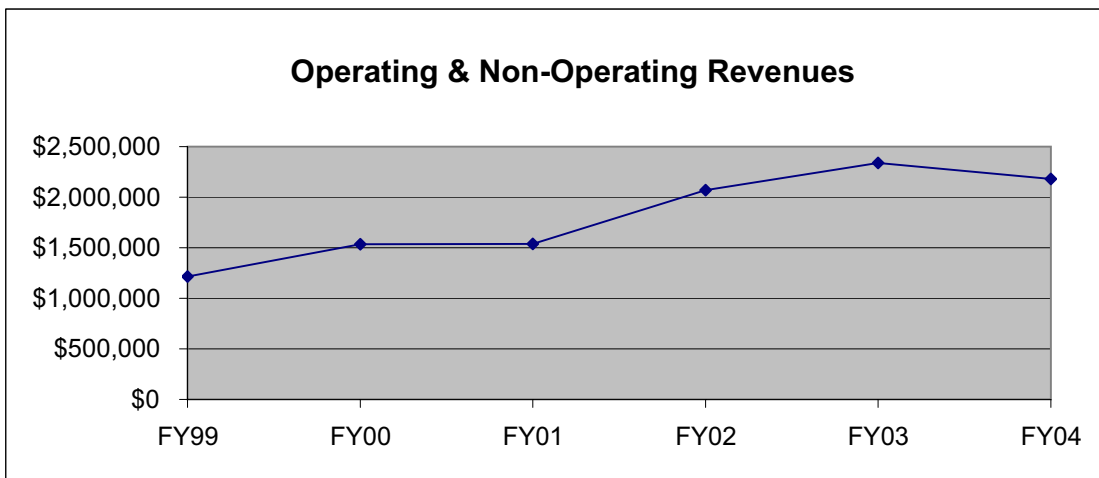
**Note 1:** In the initial years of operation, the School was responsible for funding the majority of its daily operations from State Aid. On July 1, 2002 (FY03), in an effort to improve the School's financial performance, the School signed a revised management with WHLS allowing for the daily operations to be run by the management company in exchange for a higher percentage management fee.

**Note 2:** The School began enrolling student in FY99.

**Source:** School Financial Records

**HOPE Academy Brown Street Campus  
Operating and Non-Operating Revenues  
Last Six Fiscal Years**

<b>Year</b>	<b>State Aid</b>	<b>Grants</b>	<b>Other</b>	<b>Total</b>
2004	\$ 1,629,327	\$ 550,811	\$ 1,406	\$ 2,181,544
2003	\$ 1,483,230	\$ 359,133	\$ 497,010 *	\$ 2,339,373
2002	\$ 1,547,967	\$ 519,763	\$ 1,946	\$ 2,069,676
2001	\$ 1,353,377	\$ 180,284	\$ 4,382	\$ 1,538,043
2000	\$ 1,380,363	\$ 151,889	\$ 2,320	\$ 1,534,572
1999	\$ 1,026,653	\$ 106,340	\$ 80,717	\$ 1,213,710



**Note:** The School began enrolling student in FY99.

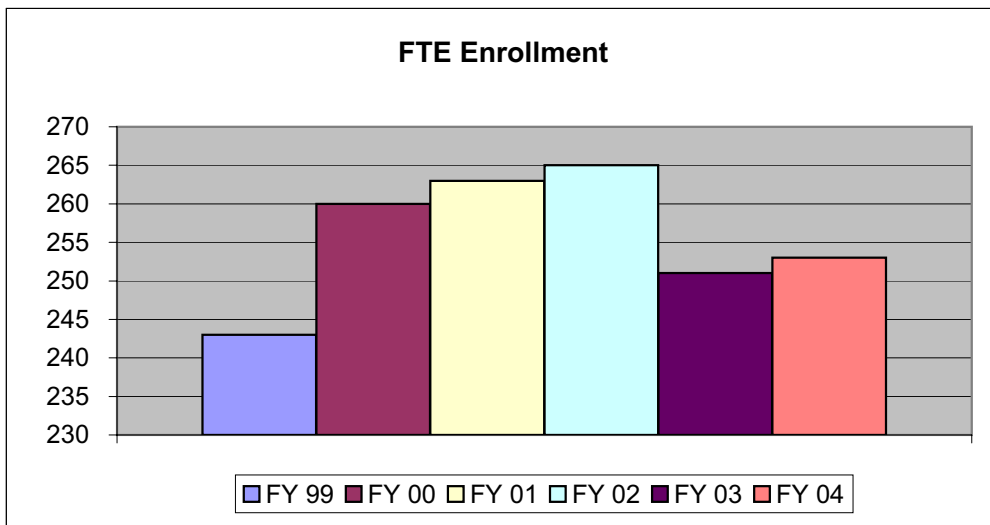
\* Includes \$492,685 of Debt Forgiveness.

**Source:** School Financial Records



**HOPE Academy Brown Street Campus  
Full-Time Equivalent (FTE) Enrollment  
Last Six Fiscal Years**

<u>Year</u>	<u>Enrollment</u>
2004	253
2003	251
2002	265
2001	263
2000	260
1999	243

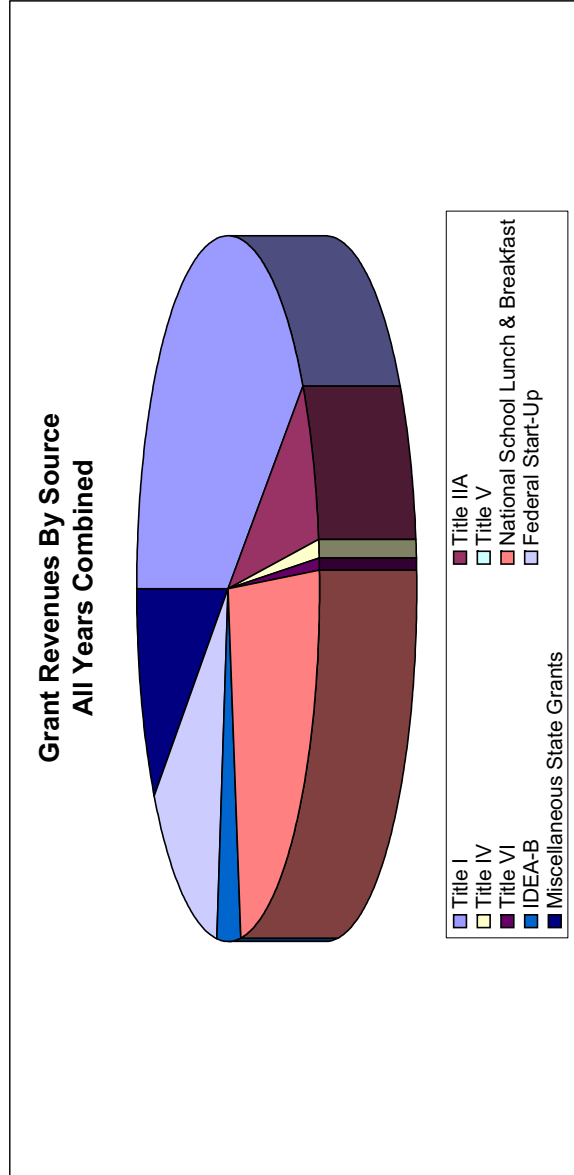


**Note: The School began enrolling student in FY99.**

**Source: School Financial Records**

**HOPE Academy Brown Street Campus  
Grant Revenues By Source  
Last Six Fiscal Years**

Year	Title I	Title IIA	Title IV	Title V	Title VI	National School Lunch & Breakfast	IDEA-B	Federal Start-Up	Miscellaneous State Grants	Total
2004	\$ 220,625	\$ 36,199	\$ 3,752	\$ 1,828	\$ -	\$ 108,136	\$ 35,495	\$ -	\$ 144,776	\$ 550,811
2003	\$ 195,144	\$ 46,150	\$ 1,568	\$ 2,445	\$ -	\$ 95,190	\$ 13,636	\$ -	\$ 5,000	\$ 359,133
2002	\$ 123,350	\$ 22,638	\$ 2,569	\$ -	\$ 2,077	\$ 94,280	\$ 11,174	\$ 234,000	\$ 29,675	\$ 519,763
2001	\$ 95,673	\$ 16,606	\$ 2,486	\$ -	\$ 1,888	\$ 58,041	\$ 5,590	\$ -	\$ -	\$ 180,284
2000	\$ 82,477	\$ 14,548	\$ 2,243	\$ -	\$ 2,106	\$ 45,645	\$ 4,870	\$ -	\$ -	\$ 151,889
1999	\$ 74,640	\$ 2,678	\$ 1,318	\$ -	\$ 3,300	\$ 24,404	\$ -	\$ -	\$ -	\$ 106,340

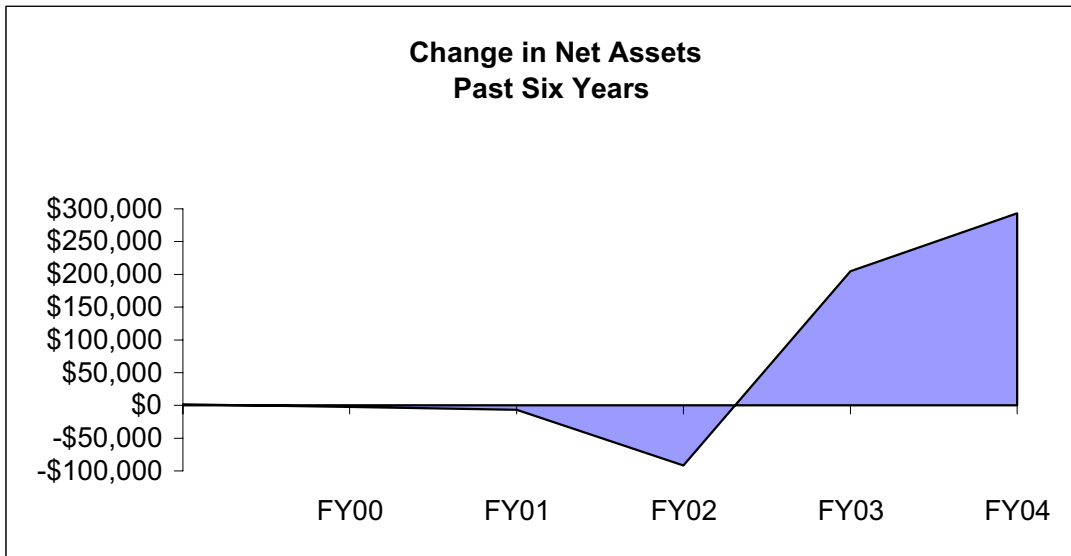


Note: The School began enrolling student in FY99.

Source: School Financial Records

**HOPE Academy Brown Street Campus**  
**Net Assets**  
**Last Six Fiscal Years**

Year	Invested in Capital Assets	Unrestricted	Total	Change in Net Assets
2004	\$ 285,846	\$ 7,228	\$ 293,074	\$ 88,139
2003	\$ 202,595	\$ 2,340	\$ 204,935	\$ 337,631 (See Note 3)
2002	\$ 393,801	\$ (485,544)	\$ (91,743)	\$ (85,252)
2001	\$ 425,818	\$ (432,309)	\$ (6,491)	\$ (4,236)
2000	\$ 374,615	\$ (376,870)	\$ (2,255)	\$ (3,886)
1999	\$ 360,891	\$ (359,260)	\$ 1,631	\$ 1,631



**Note 1:** On July 1, 2002, the School signed a new management agreement with WHLS to run the operations of the School. This transaction also involved nearly \$493,000 of debt forgiveness to the School which caused a significant increase in the School's Net Assets.

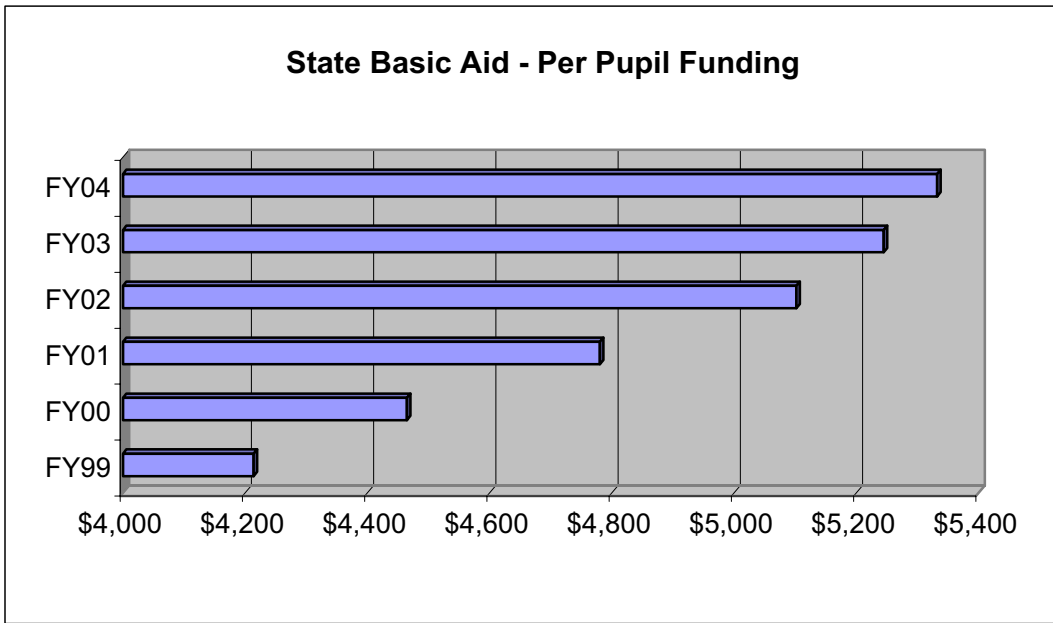
**Note 2:** The School began enrolling student in FY99.

**Note 3:** FY03 Net Assets were restated during FY04 as a result of a change in the School's capitalization threshold from \$1,000 to \$5,000.

Source School Financial Records

**HOPE Academy Brown Street Campus  
State Basic Aid - Per Pupil Funding Amount  
Last Six Fiscal Years**

Year	Per Pupil Funding	Cost of Doing Business Factor	Total Per Pupil Funding
2004	\$ 5,058	1.0542	\$ 5,332
2003	\$ 4,949	1.0598	\$ 5,245
2002	\$ 4,814	1.0598	\$ 5,102
2001	\$ 4,294	1.1133	\$ 4,781
2000	\$ 4,052	1.1018	\$ 4,464
1999	\$ 3,851	1.0942	\$ 4,214



**Note 1:** In addition to the above, the School also receives other sources of State Aid including Disadvantaged Pupil Impact Aid, Parity Aid, and Special Education funding. These revenues have collectively been identified on the Statement of Revenues, Expenses, and Changes in Net Assets as "State Aid".

The Cost of Doing Business Factors are determined by the State of Ohio and vary by region.

**Note 2:** The School began enrolling students in FY99.

**Source:** Ohio Department of Education

**HOPE Academy Brown Street Campus  
Student Population by Resident District  
2004 Fiscal Year**

---

---

<u>Resident District</u>	<u>%</u>
Akron Public Schools	99.63%
Cuyahoga Falls Public Schools	0.33%
Kent City Schools	0.04%

**Note:** The School has open enrollment and draws its student population from a large surrounding area. The traditional school district that the student resides in is referred to as the "Resident District".

**Source:** Ohio Department of Education website.

**HOPE Academy Brown Street Campus  
Miscellaneous Statistics**

---

**School Address:** 1035 Clay Street  
Akron, OH 44301

**Square Footage** 25,920 sq. ft.

**Date of Incorporation:** 7/28/1999

**Number of FY04  
Instructional Staff:** 33

**Total FY04 Staff:** 43

**Student/ Instructional  
Staff Ratio:** 7:1



Note: All staff are employees of WHLS of Ohio, LLC. See Note 10  
in Notes to the Basic Financial Statements.

**Source: School Records**



**Auditor of State  
Betty Montgomery**

88 East Broad Street  
P.O. Box 1140  
Columbus, Ohio 43216-1140

Telephone 614-466-4514  
800-282-0370

Facsimile 614-466-4490

**HOPE ACADEMY BROWN STREET CAMPUS**

**SUMMIT COUNTY**

**CLERK'S CERTIFICATION**

**This is a true and correct copy of the report which is required to be filed in the Office of the Auditor of State pursuant to Section 117.26, Revised Code, and which is filed in Columbus, Ohio.**

*Susan Babbitt*

**CLERK OF THE BUREAU**

**CERTIFIED  
FEBRUARY 15, 2005**