



**Auditor of State
Betty Montgomery**

**TOLEDO CITY SCHOOL DISTRICT
LUCAS COUNTY**

TABLE OF CONTENTS

TITLE	PAGE
Schedule of Federal Awards Expenditures.....	2
Notes to the Schedule of Federal Awards Expenditures	12
Independent Accountants' Report on Compliance and on Internal Control Required by <i>Government Auditing Standards</i>	13
Independent Accountants' Report on Compliance with Requirements Applicable to Major Federal Programs and Internal Control Over Compliance in Accordance with <i>OMB Circular A-133</i>	15
Schedule of Findings.....	17

This page intentionally left blank.

This page intentionally left blank.

**TOLEDO CITY SCHOOL DISTRICT
LUCAS COUNTY**

**SCHEDULE OF FEDERAL AWARDS EXPENDITURES
FOR THE YEAR ENDING JUNE 30, 2002**

FEDERAL GRANTOR <i>Pass-Through Grantor</i>	Pass Through Entity Number	Federal CFDA Number
<u>Program Title/Fund Number Location</u>		
UNITED STATES DEPARTMENT OF AGRICULTURE		
<i>Passed Through the Ohio Department of Education</i>		
<u>Child Nutrition Cluster:</u>		
Food Distribution		10.550
School Breakfast Program (006)	05-PU-00-00	10.553
National School Lunch Program (006)	03.04-PU-00-00	10.555
Summer Food Service Program for Children (006)	114587-24-AD-00-00	10.559
Total Nutrition Cluster		
Child and Adult Care Food Program	05-PU-00-00	10.558
Total United States Department of Agriculture		
UNITED STATES DEPARTMENT OF LABOR		
<i>Passed Through the Lucas County Department of Job and Family Services:</i>		
<u>Workforce Investment Act</u>		
(499-6YS1)		17.255
(499-6YS2)		17.255
Total United States Department of Labor		
UNITED STATES DEPARTMENT OF EDUCATION		
<i>Direct Programs:</i>		
<u>Impact Aid</u>		
(001-DAG1)		84.041
<u>Federal Pell Grant Program:</u>		
(022-2201) LPN Pell Grant FY01	1346401449A2	84.063
(022-2202) LPN Pell Grant FY02	1346401449A3	84.063
(022-2252) Adult Full Service Center FY02	1346401449A3	84.063
Total CFDA 84.063		
<u>Safe and Drug Free Schools and Communities-</u>		
<u>National Programs:</u>		
(599-1R11) Safe Schools/Healthy Kids		84.184
Total Direct Programs		

Federal Receipts	Non-Cash Receipts	Federal Disbursements	Non-Cash Disbursements
	\$380,337		\$328,953
\$1,052,890		\$1,052,890	
5,664,148		5,664,148	
5,099		5,099	
<u>6,722,137</u>	<u>380,337</u>	<u>6,722,137</u>	<u>328,953</u>
<u>18,016</u>		<u>18,016</u>	
<u>6,740,153</u>	<u>380,337</u>	<u>6,740,153</u>	<u>328,953</u>
93,160		93,160	
<u>193,009</u>		<u>193,009</u>	
<u>286,169</u>		<u>286,169</u>	
3,857		3,857	
72,645		72,645	
214,794		214,794	
75,062		75,062	
<u>362,501</u>		<u>362,501</u>	
<u>2,739,314</u>		<u>2,432,086</u>	
<u>3,105,672</u>		<u>2,798,444</u>	

(Continued)

**TOLEDO CITY SCHOOL DISTRICT
LUCAS COUNTY**

**SCHEDULE OF FEDERAL AWARDS EXPENDITURES
FOR THE YEAR ENDING JUNE 30, 2002
(Continued)**

FEDERAL GRANTOR <i>Pass-Through Grantor</i>	Pass Through Entity Number	Federal CFDA Number
Program Title/Fund Number Location		
<i>Passed Through the Ohio Department of Education</i>		
<u>Special Education Cluster:</u>		
Special Education-Grants to States:		
(516-6870) Title VI-B Flow Thru FY00	6B-SF-00P	84.027
(516-6871) Title VI-B Flow Thru FY01	6BSF-2001-P	84.027
(516-1832) Title VI-B Indicators of Success FY02	6BEC-2001-P	84.027
(516-5832) Indicators of Success	6BEC-2002-P	84.027
(516-6872) Title VI-B Flow Thru FY02	6BSF-2002-P	84.027
Special Education-Preschool Grants:		
(587-5872) Pre-School Grant FY02	PGS1-2002-P	84.173
(587-5871) Pre-School Grant FY01	PGS1-2001-P	84.173
Total Special Education Cluster		
Adult Education-State Grant Program:		
(501-9111) A.B.L.E. FY00 Carryover	AB-SS-00C	84.002
(501-9121) A.B.L.E. FY01	AB-S1-2001	84.002
(501-9122) A.B.L.E. FY02	AB-S1-02	84.002
Total CFDA 84.002		
Title 1 Grants to Local Education Agencies:		
(572-57X2) Title I Delinquent Fy01 Carryover	C1SD-2001-C	84.010
(572-5701) Title I - FY01	C1S1-2001-C	84.010
(572-5702) Title I - FY 02	C1S1-2002	84.010
(572-57R2) Title I	C1S1-2001-C	84.010
(572-57X1) Title I - FY00 Carryover	C1-SD-01	84.010
(572-57S1) Title I Homeless Summer School	C1SS-2001-P	84.010
(572-5791) Title I Delinquent FY01	C1-SD-01	84.010
(572-5792) Title I Delinquent FY02	C1SD-2002	84.010
(599-6SW1) Bowsher - HSTW FY01	WKBE-2001	84.010
(572-1R31) Title I School Improvement FY01	AK-S-2001	84.010
(572-1R32) Title I School Improvement FY02	AK-S-2002	84.010
Total CFDA 84.010		
Migrant Education-Basic State Formula Grant:		
(505-8191) IASA Title I Migrant FY01	MG-S1-01	84.011
(505-8190) Title I Migrant FY00	MG-S1-00	84.011
(505-8192) Title I Migrant FY02	MG-S1-2002	84.011
Total CFDA 84.011		

Federal Receipts	Non-Cash Receipts	Federal Disbursements	Non-Cash Disbursements
		26,032	
218,077		236,929	
28,000			
4,032		4,032	
3,009,365		3,446,773	
196,838		213,228	
10,408		10,408	
3,466,720		3,937,402	
118,714		118,714	
398,671		398,671	
322,250		263,610	
839,635		780,995	
15,031		8,026	
1,301,321		5,495,227	
10,493,847		7,997,993	
1,948,556		1,948,556	
		24,575	
9,196		9,196	
		18,549	
25,139		5,444	
19,504		23,064	
397,216		363,441	
257,338		115,652	
14,467,148		16,009,723	
		3,007	
		1	
6,099		2,769	
6,099		5,777	

(Continued)

**TOLEDO CITY SCHOOL DISTRICT
LUCAS COUNTY**

**SCHEDULE OF FEDERAL AWARDS EXPENDITURES
FOR THE YEAR ENDING JUNE 30, 2002
(Continued)**

FEDERAL GRANTOR <i>Pass-Through Grantor</i>	Pass Through Entity Number	Federal CFDA Number
Program Title/Fund Number Location		
Vocational Education-Basic Grants to States:		
(524-2741) IT-PSD FY01	20-C1-02	84.048
(524-2792) Now Enhancement	20C1-2001	84.048
(524-2841) VEPD Secondary FY01	20C1-2002	84.048
(524-2842) VEPD Secondary FY02	20C2-2001	84.048
(524-2851) VEPD-Adult FY01	20C2-2002	84.048
(524-2852) VEPD-Adult FY02	20C2-1998	84.048
(524-2860) O.N.O.W. FY00	20A5-2001	84.048
(524-2891) O.N.O.W. Observation FY01		84.048
(524-3101) Techprep Minigrant		84.048
(524-5220) Now TP-Advertising FY00		84.048
(524-5221) TP Landscape/Natural Resources		84.048
(524-5222) TP Landscape/Natural Resources		84.048
(524-6302) Accreditation Res. Assist	20A0-2002	84.048
Total CFDA 84.048		
Innovative Education Program Strategies:		
(573-0001) Title VI Innov Educ Prog FY01	C2S1-2001	84.298
(573-0002) Title VI Innov Educ Prog FY02	C2S1-2002	84.298
(573-6XX0) Title VI Innov Educ Prog FY00	C2-S1-00	84.298
Total CFDA 84.298		
Eisenhower Professional Development State Grants:		
(514-5412) Eisenhower Title II FY02	MS-S1-2002	84.281
(514-5411) Eisenhower Title II FY01	MS-S1-2001	84.281
(514-5410) Eisenhower Title II FY00	MS-S1-2000	84.281
Total CFDA 84.281		
Safe and Drug Free Schools and Communities- State Grants:		
(584-5712) Title VI Special FY00	DRSP-2000	84.186
(584-6601) Safe/Drug Free School FY01	DRS1-2001	84.186
(584-6602) Safe/Drug Free School FY02	DRS1-2002	84.186
Total CFDA 84.186		

Federal Receipts	Non-Cash Receipts	Federal Disbursements	Non-Cash Disbursements
		10,000	
12,850		3,996	
85,507		124,855	
645,979		895,657	
19,032		16,649	
114,031		114,932	
		1	
1,248		1,249	
		12,048	
		240	
		21	
2,469		2,469	
24,480			
905,596		1,182,117	
280,992		258,134	
215,273		199,979	
		7,548	
496,265		465,661	
100,463		110,666	
113,900		148,803	
28,000		113,628	
242,363		373,097	
9,110		9,110	
278,737		278,737	
363,619		284,732	
651,466		572,579	

(Continued)

**TOLEDO CITY SCHOOL DISTRICT
LUCAS COUNTY**

**SCHEDULE OF FEDERAL AWARDS EXPENDITURES
FOR THE YEAR ENDING JUNE 30, 2002
(Continued)**

FEDERAL GRANTOR <i>Pass-Through Grantor</i>	Pass Through Entity Number	Federal CFDA Number
Program Title/Fund Number Location		
Proficiency Intervention:		
(599-1R21) Continuous Improv. Impl.		84.276
(599-1S21) Continuous Improve. Star		84.276
(599-2481) Performance Incentive FY01	G2S1-2001	84.276
(599-2331) 21st Century - Old West End	G2-S8-00	84.276
(599-2330) Family and School Partnership	G2-S1-00	84.276
(599-2480) Performance Incentive FY00		84.276
(599-1502) Baldrige in Education	G2S9-2001	84.276
(599-2352) OHHS Trans Planning	G2S5-2001	84.276
Total CFDA 84.276		
Education for Homeless Children and Youth:		
(572-7200) Title I Educ. Home. Child & Youth	HC-S1-00	84.196
(572-7201) Title I Homeless Child/Youth FY01	HC-S1-00C	84.196
(572-7202) Title I Educ Homeless Youth FY02	HCS1-2002	84.196
Total CFDA 84.196		
Capital Expenses		
(572-5721) Title I Capital Expense FY01	CX-S1-97	84.216
(572-5722) Title I Capital Expense FY02	CX-S1-2001	84.216
Total CFDA 84.216		
Title I - Comprehensive School Reform		
(572-5732) Title I Comp. School Reform FY02	RFS2-2001	84.332
Total CFDA 84.332		
Emergency Immigrant Assistance		
(577-6EE1) Emerg Immi Ed Prog FY01		84.162
(599-2991) Gear Up learning Centers		84.339
Fund for the Improvement of Education		
(599-1R41) Smaller Learning Comm		84.215
(599-5960) OH Part In Char Ed FY00	PI-S1-00	84.215
(599-5961) OH Part In Char Ed FY01	PI-S1-01	84.215
(599-5962) OH Part In Char Ed FY02	PI-S1-02	84.215
(599-5981) OH PT CH ED 99 - Carryover		84.215
(599-3121) Early Success Child/Fam		84.215
Total CFDA 84.215		

Federal Receipts	Non-Cash Receipts	Federal Disbursements	Non-Cash Disbursements
		11,850	
		31,215	
23,684		33,934	
100,500		57,751	
		2,485	
		9,836	
25,000		16,307	
42,000			
191,184		163,378	
		30,431	
		7,145	
27,542		37,354	
27,542		74,930	
		45,435	
19,000		13,320	
19,000		58,755	
		38,029	
30,000		38,029	
		7,399	
56,408		56,408	
		12,483	
		3,175	
		702	
13,125		860	
		4,799	
257,000		324,949	
280,125		346,968	

(Continued)

**TOLEDO CITY SCHOOL DISTRICT
LUCAS COUNTY**

**SCHEDULE OF FEDERAL AWARDS EXPENDITURES
FOR THE YEAR ENDING JUNE 30, 2002
(Continued)**

FEDERAL GRANTOR <i>Pass-Through Grantor</i>	Pass Through Entity Number	Federal CFDA Number
Program Title/Fund Number Location		
Title VI-R		
(599-5742) Title VI-R FY02	CRS1-2002	84.340
(599-5740) Title VI-R FY00	CRS1-2000	84.340
(599-5741) Title VI-R FY01	CR-S1-2001	84.340
Total CFDA 84.340		
Technology Literacy Fund Grants		
(599-2181) Raising the Bar - Waite		84.318
(599-9950) Raising the Bar - East Toledo	TF-S2-00	84.318
Total CFDA 84.318		
Twenty-First Century Community Learning Centers		
(599-2311) 21st Century TLC		84.287
Total Ohio Department of Education		
Total United States Department of Education		
NATIONAL SCIENCE FOUNDATION		
<i>Passed Through the University of Toledo</i>		
Education and Human Resources		
(599-4589) Tapestries		47.076
Total National Science Foundation		
UNITED STATES DEPARTMENT OF HEALTH AND HUMAN SERVICES		
<i>Passed Through the Ohio Department of Mental Retardation and Developmental Disabilities and then through the Lucas County Department of Mental Retardation and Developmental Disabilities:</i>		
Medicaid Reimbursement		
(001-EPA9)		93.778
Total United States Department of Health and Human Services		
TOTAL - FEDERAL ASSISTANCE		

The accompanying notes are an integral part of this schedule.

Federal Receipts	Non-Cash Receipts	Federal Disbursements	Non-Cash Disbursements
1,392,915		608,698	
		43,048	
604,418		845,158	
<u>1,997,333</u>		<u>1,496,904</u>	
		21,995	
		243	
		<u>22,238</u>	
254,000		255,630	
<u>23,930,884</u>		<u>25,847,990</u>	
<u>27,036,556</u>		<u>28,646,434</u>	
562,528		562,528	
<u>562,528</u>		<u>562,528</u>	
617,535		617,535	
<u>617,535</u>		<u>617,535</u>	
<u>\$35,242,941</u>	<u>\$380,337</u>	<u>\$36,852,819</u>	<u>\$328,953</u>

**TOLEDO CITY SCHOOL DISTRICT
LUCAS COUNTY**

**NOTES TO THE SCHEDULE OF FEDERAL AWARDS EXPENDITURES
FISCAL YEAR ENDED JUNE 30, 2002**

NOTE A - SIGNIFICANT ACCOUNTING POLICIES

The accompanying Schedule of Federal Awards Expenditures (the Schedule) summarizes activity of the District's federal award programs. The schedule has been prepared on the cash basis of accounting.

NOTE B - FOOD DISTRIBUTION

Non-monetary assistance, such as food received from the U.S. Department of Agriculture, is reported in the Schedule at the fair market value of the commodities received and consumed. Cash receipts from the U.S. Department of Agriculture are commingled with State grants. It is assumed federal monies are expended first. At June 30, 2002, the District had no significant food commodities in inventory.

NOTE C - MATCHING REQUIREMENTS

Certain Federal programs require that the District contribute non-Federal funds (matching funds) to support the Federally-funded programs. The District has complied with the matching requirements. The expenditure of non-Federal matching funds is not included on the Schedule



**Auditor of State
Betty Montgomery**

**INDEPENDENT ACCOUNTANTS' REPORT ON COMPLIANCE AND ON
INTERNAL CONTROL REQUIRED BY GOVERNMENT AUDITING STANDARDS**

Toledo City School District
Lucas County
420 E. Manhattan Blvd.
Toledo, OH 43608-1294

To the Board of Education:

We have audited the basic financial statements of Toledo City School District, Lucas County (the District) as of and for the year ended June 30, 2002, and have issued our report thereon dated February 24, 2003, in which we indicated the District adopted Governmental Accounting Standards Board Statement 34. We conducted our audit in accordance with auditing standards generally accepted in the United States of America and the standards applicable to financial audits contained in *Government Auditing Standards*, issued by the Comptroller General of the United States.

Compliance

As part of obtaining reasonable assurance about whether the District's financial statements are free of material misstatement, we performed tests of its compliance with certain provisions of laws, regulations, contracts and grants, noncompliance with which could have a direct and material effect on the determination of financial statement amounts. However, providing an opinion on compliance with those provisions was not an objective of our audit and, accordingly, we do not express such an opinion. The results of our tests disclosed no instances of noncompliance that are required to be reported under *Government Auditing Standards*. However, we noted an immaterial instance of noncompliance that we have reported to management of the District in a separate letter dated February 24, 2003.

Internal Control over Financial Reporting

In planning and performing our audit, we considered the District's internal control over financial reporting in order to determine our auditing procedures for the purpose of expressing our opinion on the financial statements and not to provide assurance on the internal control over financial reporting. However, we noted certain matters involving the internal control over financial reporting and its operation that we consider to be reportable conditions. Reportable conditions involve matters coming to our attention relating to significant deficiencies in the design or operation of the internal control over financial reporting that, in our judgment, could adversely affect the District's ability to record, process, summarize and report financial data consistent with the assertions of management in the financial statements. Reportable conditions are described in the accompanying schedule of findings as items 2002-10148-001 and 2002-10148-002.

A material weakness is a condition in which the design or operation of one or more of the internal control components does not reduce to a relatively low level the risk that misstatements in amounts that would be material in relation to the financial statements being audited may occur and not be detected within a timely period by employees in the normal course of performing their assigned functions. Our consideration of the internal control over financial reporting would not necessarily disclose all matters in the internal control that might be reportable conditions and, accordingly, would not necessarily disclose all reportable conditions that are also considered to be material weaknesses. However, we believe none of the reportable conditions described above are material weaknesses. We also noted other matters involving the internal control over financial reporting that do not require inclusion in this report, that we have reported to management of the District in a separate letter dated February 24, 2003.

This report is intended for the information and use of the audit committee, management, Board of Education, federal awarding agencies, and pass-through entities, and is not intended to be and should not be used by anyone other than these specified parties.

A handwritten signature in black ink that reads "Betty Montgomery". The signature is written in a cursive, flowing style.

Betty Montgomery
Auditor of State

February 24, 2003



Auditor of State Betty Montgomery

INDEPENDENT ACCOUNTANTS' REPORT ON COMPLIANCE WITH REQUIREMENTS APPLICABLE TO MAJOR FEDERAL PROGRAMS AND INTERNAL CONTROL OVER COMPLIANCE IN ACCORDANCE WITH OMB CIRCULAR A-133

Toledo City School District
Lucas County
420 E. Manhattan Blvd.
Toledo, OH 43608-1294

To the Board of Education:

Compliance

We have audited the compliance of Toledo City School District, Lucas County (the District) with the types of compliance requirements described in the *U.S. Office of Management and Budget (OMB) Circular A-133, Compliance Supplement* that are applicable to each of its major federal programs for the year ended June 30, 2002. The District's major federal programs are identified in the summary of auditor's results section of the accompanying schedule of findings. Compliance with the requirements of laws, regulations, contracts and grants applicable to each of its major federal programs is the responsibility of the District's management. Our responsibility is to express an opinion on the District's compliance based on our audit.

We conducted our audit of compliance in accordance with auditing standards generally accepted in the United States of America; the standards applicable to financial audits contained in *Government Auditing Standards*, issued by the Comptroller General of the United States; and OMB Circular A-133, *Audits of States, Local Governments, and Non-Profit Organizations*. Those standards and OMB Circular A-133 require that we plan and perform the audit to obtain reasonable assurance about whether noncompliance occurred with the types of compliance requirements referred to above that could have a direct and material effect on a major federal program. An audit includes examining, on a test basis, evidence about the District's compliance with those requirements and performing such other procedures as we considered necessary in the circumstances. We believe that our audit provides a reasonable basis for our opinion. Our audit does not provide a legal determination on the District's compliance with those requirements.

In our opinion, the District complied, in all material respects, with the requirements referred to above that are applicable to each of its major federal programs for the year ended June 30, 2002.

Internal Control Over Compliance

The management of the District is responsible for establishing and maintaining effective internal control over compliance with requirements of laws, regulations, contracts and grants applicable to federal programs. In planning and performing our audit, we considered the District's internal control over compliance with requirements that could have a direct and material effect on a major federal program in order to determine our auditing procedures for the purpose of expressing our opinion on compliance and to test and report on internal control over compliance in accordance with OMB Circular A-133.

One Government Center / Room 1420 / Toledo, OH 43604-2246
Telephone: (419) 245-2811 (800) 443-9276 Fax: (419) 245-2484
www.auditor.state.oh.us

Our consideration of the internal control over compliance would not necessarily disclose all matters in the internal control that might be material weaknesses. A material weakness is a condition in which the design or operation of one or more of the internal control components does not reduce to a relatively low level the risk that noncompliance with applicable requirements of laws, regulations, contracts and grants that would be material in relation to a major federal program being audited may occur and not be detected within a timely period by employees in the normal course of performing their assigned functions. We noted no matters involving the internal control over compliance and its operation that we consider to be material weaknesses. However, we noted another matter involving the internal control over federal compliance that does not require inclusion in this report, that we have reported to Management of the district in a separate letter dated February 24, 2003.

Schedule of Federal Awards Expenditures

We have audited the financial statements of the governmental activities, each major fund, and the aggregate remaining fund information of the Toledo City School District (the District) as of and for the year ended June 30, 2002, which collectively comprise the District's basic financial statements, and have issued our report thereon dated February 24, 2003, in which we indicated the District adopted Governmental Accounting Standards Board Statement 34. Our audit was performed for the purpose of forming opinions on the financial statements that collectively comprise the District's basic financial statements. The accompanying schedule of federal awards expenditures is presented for purposes of additional analysis as required by OMB Circular A-133 and is not a required part of the basic financial statements. Such information has been subjected to the auditing procedures applied in the audit of the basic financial statements and, in our opinion, is fairly stated, in all material respects, in relation to the basic financial statements taken as a whole.

This report is intended for the information and use of the audit committee, management, Board of Education, federal awarding agencies, and pass-through entities, and is not intended to be and should not be used by anyone other than these specified parties.



Betty Montgomery
Auditor of State

February 24, 2003

**TOLEDO CITY SCHOOL DISTRICT
LUCAS COUNTY**

**SCHEDULE OF FINDINGS
OMB CIRCULAR A -133 § .505
JUNE 30, 2002**

1. SUMMARY OF AUDITOR'S RESULTS

(d)(1)(i)	Type of Financial Statement Opinion	Unqualified
(d)(1)(ii)	Were there any material control weakness conditions reported at the financial statement level (GAGAS)?	No
(d)(1)(ii)	Were there any other reportable control weakness conditions reported at the financial statement level (GAGAS)?	Yes
(d)(1)(iii)	Was there any reported material noncompliance at the financial statement level (GAGAS)?	No
(d)(1)(iv)	Were there any material internal control weakness conditions reported for major federal programs?	No
(d)(1)(iv)	Were there any other reportable internal control weakness conditions reported for major federal programs?	No
(d)(1)(v)	Type of Major Programs' Compliance Opinion	Unqualified
(d)(1)(vi)	Are there any reportable findings under § .510?	No
(d)(1)(vii)	Major Programs (list):	CFDA # 84.010 - Title I – Grants to Local Educational Agencies. CFDA #84.186 – Drug Free Schools and Communities – State Program. CFDA #47.076 – Education and Human Resources.
(d)(1)(viii)	Dollar Threshold: Type A/B Programs	Type A: > \$ 1,115,453 Type B: all others
(d)(1)(ix)	Low Risk Auditee?	Yes

**2. FINDINGS RELATED TO THE FINANCIAL STATEMENTS
REQUIRED TO BE REPORTED IN ACCORDANCE WITH GAGAS**

FINDING NUMBER 2002-10148-001

Budgetary Controls

The final amending/supplementing appropriation resolution passed by the Board of Education on June 27, 2002 was not entered into the District's accounting system in a timely manner. Consequently, the general ledger balances from which the District's financial statements were prepared were incorrect.

**FINDING NUMBER 2002-10148-001
(Continued)**

This resulted in several revisions to the budgetary statements presented in the Comprehensive Annual Financial Report.

We recommend the Treasurer's Office formulate policies and procedures to assure that all Board of Education budget actions are promptly entered into the accounting system.

FINDING NUMBER 2002-10148-002

Capital Assets

The District's reported capital assets decreased by approximately \$86 million dollars for fiscal year 2002. The decreases occurred in the buildings/building improvement category (approximately \$30 million) and the machinery and equipment category (approximately \$50 million).

The District increased its capitalization threshold for fiscal year 2002 and refined its definition of a building improvement versus a building repair which would account for the decrease in the building/building improvement category and would contribute to the machinery and equipment decrease. The District also had a capital asset appraisal performed. District records existing prior to the reappraisal contained items not identified in the reappraisal. This could be the result of the failure to record disposals of assets.

Lack of an adequate fixed asset tracking system, including controls over the disposal of assets, could result in misappropriation of assets and misstatements of amounts recorded as assets in the financial statements.

We recommend that the District adhere to its policies and procedures to track the disposals of capital assets to ensure that all assets disposed of are removed from the comprehensive capital asset listing. In addition, we recommend the District perform periodic physical inventories of all assets.

3. FINDINGS AND QUESTIONED COSTS FOR FEDERAL AWARDS

None.



Toledo Public Schools
The Power Of Learning



Comprehensive Annual Financial Report



Fiscal Year Ended • June 30, 2002 • Toledo City School District, Ohio

Comprehensive Annual Financial Report

Fiscal Year Ended • June 30, 2002 • Toledo City School District, Ohio

Prepared by:
Treasurer's Division
James P. Fortlage
Treasurer

420 East Manhattan Boulevard
Toledo, Ohio 43608-1267
419/729-8367

About the cover

In the wake of the terrorist attacks of Sept. 11, 2001 students and staff rushed to respond by conducting a variety of campaigns to raise money for the families of the victims, blood for the survivors, and food and clothing for rescue workers. "Let's Hear It For America," a free, public, patriotic concert, was performed in February, 2002 by 500 top-performing student musicians and singers, as well as TPS staff, at the Peristyle Theater in the Toledo Museum of Art.



Toledo Public Schools
The Power Of Learning

Toledo Board of Education



Peter Silverman
President



David E. Welch
Vice-President



Terry L. Glazer



Anita L. Lopez



Larry Sykes



Eugene T. W. Sanders, Ph. D.
Superintendent and CEO




James P. Fortlage
Treasurer



Toledo Public Schools
The Power Of Learning

TOLEDO CITY SCHOOL DISTRICT, OHIO

Lucas County, Ohio



**COMPREHENSIVE ANNUAL FINANCIAL REPORT
FOR THE FISCAL YEAR ENDED
JUNE 30, 2002**

Prepared by:
Treasurer's Division
James P. Fortlage
Treasurer

TABLE OF CONTENTS

**TOLEDO CITY SCHOOL DISTRICT
LUCAS COUNTY, OHIO**

I INTRODUCTORY SECTION

A Letter of Transmittal v
B Members of the Board of Education, Superintendent and Treasurer xv
C Management Team xvi
D School District Organizational Chart xvii
E Treasurer’s Division Organizational Chart xviii
F Certificate of Achievement (GFOA) xix
G Certificate of Excellence (ASBO) xx

II FINANCIAL SECTION

A Report of Independent Accountants 1
B Management’s Discussion and Analysis 3
C Basic Financial Statements:
 Government-wide Financial Statements:
 Statement of Net Assets 12
 Statement of Activities 13
 Fund Financial Statements:
 Governmental Funds:
 Balance Sheet 14
 Reconciliation of Total Governmental Fund Balances to Net Assets of
 Governmental Activities 15
 Statement of Revenues, Expenditures and Changes in Fund Balances 16
 Reconciliation of the Statement of Revenues, Expenditures and Changes
 in Fund Balances to the Statement of Activities 17
 Statement of Revenues, Expenditures and Changes in Fund Balance
 (Budget and Actual):
 General Fund 18
 Proprietary Funds:
 Statement of Net Assets 20
 Statement of Revenues, Expenses and Changes in Fund Net Assets 21
 Statement of Cash Flows 22
 Fiduciary Funds:
 Statement of Net Assets 23
 Statement of Changes in Net Assets 24
Notes to the Basic Financial Statements 25

D Combining and Individual Fund Statements and Schedules:

Major Governmental Financial Statements:

Schedules of Revenues, Expenditures and Changes in Fund Balance
(Budget and Actual):

General Fund.....56

Debt Service Fund:

Bond Retirement Fund61

Capital Projects Funds:

Permanent Improvement Fund62

Nonmajor Governmental Financial Statements:

Combining Balance Sheet.....70

Combining Statement of Revenues, Expenditures and Changes in
Fund Balances.....71

Combining Balance Sheet – Nonmajor Special Revenue Funds72

Combining Statement of Revenues, Expenditures and Changes in
Fund Balances – Nonmajor Special Revenue Funds78

Combining Balance Sheet – Nonmajor Capital Projects Funds86

Combining Statement of Revenues, Expenditures and Changes in
Fund Balances – Nonmajor Capital Projects Funds87

Individual Schedules of Revenues, Expenditures and Changes in Fund Balance
(Budget and Actual):

Special Revenue Funds:

Food Service Fund.....88

Uniform School Supplies Fund89

Vocational Rotary Fund.....90

Adult Education Fund.....92

School Building Support Fund93

Other Grants Fund95

School Improvement Venture Capital Fund100

Administratively Managed Student Activity Fund.....101

Auxiliary Services Fund103

Career Development Fund.....105

Post Secondary Vocational Education Fund.....107

Teacher Development Fund.....108

Excellence in Education Fund109

Career Enhancement Fund.....111

Special Revenue Funds (Continued):

Management Information System Fund	112
Public School Preschool Fund	113
Disadvantaged Pupil Impact Aid Fund.....	115
Data Communication Fund.....	117
SchoolNet Professional Development Fund.....	118
Special Education Funding for Collaborative Efforts Fund	119
OhioReads Fund	120
Summer Intervention Fund.....	126
Vocational Education Enhancement Fund.....	127
Alternative Schools Fund	128
Extended Learning Opportunity Fund.....	130
Miscellaneous State Fund.....	131
Adult Basic Education Fund.....	139
Title I – Migrant Education Fund.....	142
Title II – EESA and NDEA Fund.....	143
Special Education Handicapped Fund	145
Vocational Education Fund	149
Chapter 1 Fund	154
Chapter 2 Fund	162
Emergency Immigrant Education Fund.....	165
Drug-Free Schools Fund.....	166
Preschool Handicapped Fund	168
Telecommunications Act Grant Fund.....	171
Goals 2000 Fund.....	172
Reducing Class Size Fund	174
Miscellaneous Federal Grants Fund	175

Capital Projects Funds:

Vocational Education Equipment Fund.....	179
SchoolNet Fund	180
Technology Equity Grant Fund	181
Special Capital Projects Fund.....	182

Permanent Fund:

Endowments Fund	183
-----------------------	-----

Internal Service Funds:

 Combining Statement of Net Assets.....185

 Combining Statement of Revenues, Expenses and Changes in
 Fund Net Assets.....186

 Combining Statement of Cash Flows187

Fiduciary Funds – Agency Fund:

 Combining Statement of Changes in Assets and Liabilities.....189

Capital Assets Used in the Operation of Governmental Funds:

 Schedule by Source.....191

 Schedule by Function and Activity.....192

 Schedule of Changes by Function and Activity.....193

III

STATISTICAL SECTION

General Governmental Expenditures by Function - Last Ten Fiscal Years S 2

General Governmental Revenues by Source - Last Ten Fiscal Years S 3

Property Tax Levies and Collections - Last Ten Calendar Years..... S 4

Assessed and Estimated Actual Values of Taxable Property - Last
Ten Collection Calendar Years..... S 5

Property Tax Rates - Direct and Overlapping Governments - Last Ten
Calendar Years S 6

Computation of Legal Debt Margin S 7

Ratio of Net General Bonded Debt to Assessed Value and
Net Bonded Debt Per Capita - Last Ten Collection Years S 8

Ratio of Annual Debt Service Expenditures for General Bonded Debt to
Total General Governmental Expenditures - Last Ten Years..... S 9

Computation of Direct and Overlapping Debt..... S 10

Demographic Statistics - Last Ten Years S 11

Property Value and Construction Permits - Last Ten Calendar Years S 12

Principal Property Taxpayers S 13

Toledo Area Top Ten Employers S 14

Miscellaneous Statistical Data..... S 15

INTRODUCTORY SECTION



TOLEDO CITY SCHOOL DISTRICT

Thurgood Marshall Building • 420 East Manhattan Blvd.
Toledo, Ohio 43608

Treasurer's Office: phone (419) 729-8370

fax (419)-729-8474

February 24, 2003

Board of Education Members and Citizens of the Toledo City School District:

As the Superintendent and Treasurer of the Toledo City School District (the District), we are pleased to submit to you this Comprehensive Annual Financial Report (CAFR) of the District. This CAFR, for the year ended June 30, 2002, which includes an opinion from the Auditor of the State of Ohio, conforms to generally accepted accounting principles (GAAP) and is in conformance with standards of financial reporting established by the Governmental Accounting Standards Board (GASB) using guidelines recommended by the Government Finance Officers Association of the United States and Canada (GFOA).

Responsibility for both the accuracy of the data, and the completeness and fairness of the presentation, including all disclosures, rests with the District. To the best of our knowledge and belief, the enclosed data is accurate in all material respects and is reported in a manner designed to present fairly the financial position and results of operations of the various funds of the District. All disclosures necessary to enable the reader to gain an understanding of the District's financial activities have been included. This report will provide the taxpayers of the Toledo City School District with comprehensive financial data in a format enabling them to gain an understanding of the School District's financial affairs. Copies will be made available to financial rating services and other interested parties.

Generally Accepted Accounting Principles require that management provide a narrative introduction, overview and analysis to accompany the basic financial statements in the form of Management's Discussion and Analysis (MD&A). This letter of transmittal is designed to complement MD&A and should be read in conjunction with it. The Toledo City School District's MD&A can be found immediately following the report of the independent accountants.

The Comprehensive Annual Financial Report is presented in three sections as follows:

1. The Introductory Section includes this transmittal letter, Members of the Board of Education and Management Team, an organization chart of the District, an organizational chart of the Treasurer's Division, GFOA Certificate of Achievement, and the Association of School Business Officials International Certificate of Excellence.
2. The Financial Section, which includes the auditor's report, Management's Discussion and Analysis, basic financial statements and notes that provide an overview of the District's financial position and operating results, the combining statements for nonmajor funds and other schedules that provide detailed information relative to the basic financial statements.
3. The Statistical Section includes selected financial and demographic information generally presented on a multi-year basis.

TOLEDO CITY SCHOOL DISTRICT, OHIO

Letter of Transmittal

For the Fiscal Year Ended June 30, 2002

The District provides a full range of educational programs and services. These include elementary and secondary curriculum offerings at the general, college preparatory, and vocational levels; a broad range of co-curricular and extracurricular activities; adult and community education offerings; and special education services. In addition, the District provides state-financed assistance to non-public schools located within its boundaries. This assistance is accounted for in a Special Revenue Fund. The Non-Public School Operations and Lucas County Education Service Center have not met the established criteria for inclusion in the reporting entity and, accordingly, are excluded from this report.

The District serves an area approximately 72 square miles. It is located in Lucas County, Ohio and encompasses most of the City of Toledo. The District's facilities include forty-four elementary schools, seven junior high schools, seven senior high schools, eleven special schools, a food service center, an administration building, a transportation center, a purchasing and warehouse facility and a maintenance facility.

The Board of Education of the Toledo City School District (the Board) is a five-member body politic and corporate, as defined by Section 3313.02, Ohio Revised Code. The Board serves as the taxing authority, contracting body, policy maker, and ensures that all other general laws of the State of Ohio are followed in the expenditure of the District's tax dollars and approves the annual appropriation resolution and tax budget.

ECONOMIC CONDITIONS AND OUTLOOK

Forty-three percent of the United States and forty-seven percent of the Canadian industrial markets, as well as thirty-eight percent of the United States and thirty-five percent of the Canadian population, are within a 500-mile radius of Toledo. The Toledo Metropolitan Area offers 25 industrial parks, seven of which are located within the Toledo City School District. Statistics indicate that employment in the Toledo area-manufacturing industries represent only about one-fourth of the available jobs in the area. The majority of work is found in non-manufacturing areas such as service industries, retail trade and government jobs.

Transportation plays an important role in the Toledo area economy. The Port of Toledo is one of the nation's largest shippers of coal and grain. The Port offers a foreign trade zone encompassing 300,000 square feet of covered storage area serviced by ship, rail and truck. Toledo is one of the nation's largest rail hubs with six major lines serving the area. Intrastate and interstate truck services are provided by more than 100 common carriers, including almost all major truck lines, as well as approximately 30 local cartage companies.

Toledo Express Airport offers both general and commercial aviation services. Commercial airlines operating out of Toledo provide direct and connecting services to such major cities as Denver, Atlanta, Chicago, Cleveland, New York, Miami, Pittsburgh, Detroit, Dallas, St. Louis, Washington D.C. and many others. The airport handles airfreight as well.

During the spring of 2002, the Lucas County Commissioners opened a new 10,000 seat Toledo Mud Hens Stadium in the Warehouse District. The Mud Hens, a Triple A baseball team, is in the Detroit Tigers farm system. Time Magazine rated the stadium as the best Triple A ballpark in the country. The Toledo Hospital/ProMedica and St. Vincent's Mercy Medical Center completed construction of new medical facilities. A Midwest regional developer has announced plans for the Marina District, a \$190 million retail, commercial and residential development along the Maumee River. The State of Ohio has proposed providing \$4 million toward the project.

TOLEDO CITY SCHOOL DISTRICT, OHIO

Letter of Transmittal

For the Fiscal Year Ended June 30, 2002

Like all areas of the Country, the local economy has slowed; however, the future economic outlook for the area remains positive. The Toledo Metropolitan Area ranked 34th in the December 2000 INC. Magazine's listing of the top 50 "Best Small Metro Areas" to do business.

The area has diverse recreational, cultural, and educational resources. The City of Toledo has over 100 parks ranging from small neighborhood playgrounds to large centralized parks with full recreational facilities including picnic areas, ball diamonds, tennis courts, and swimming pools. The Maumee River and Lake Erie offer many water sport activities such as boating, sailing, water skiing, and fishing. The Area Metropark System has over 6,000 acres in nine locations. Local professional sports include the Toledo Mudhens Baseball Team, the Toledo Storm Hockey Team, and the Annual LPGA Golf Tournament. There are over 20 public and private golf courses in the area. The Toledo Zoo ranks among the best in the country. Toledo also boasts the world-renowned Toledo Museum of Art, which houses over 700 paintings, 5,000 pieces of glass, and a nationally respected symphony. The Museum is planning a new glass exhibit, storage and research center. Continuing and Advanced Education is available at the University of Toledo, University of Toledo Community and Technical College, Medical College of Ohio, Bowling Green State University, Owens Community College, and Lourdes College.

SIGNIFICANT ACCOMPLISHMENTS FOR THE YEAR

The academic year began with an important innovation – our New Teachers Academy. For the first time, approximately 175 newly hired teachers received a weeklong, in-depth training experience to acclimate them to the District as well as to teach them their job responsibilities.

The process was perfected by which each school creates a School Improvement Plan to guide reform and improvement efforts in each building. The Ohio Department of Education cited the District as a leader among districts in developing continuous improvement plans. The improved academic performance of our students stems in part from each school's serious efforts to address weaknesses and capitalize on strengths.

Toledo Pubic Schools and the Toledo Federation of Teachers achieved national recognition for The Toledo Plan. This teacher evaluation program is one of only five programs nationwide to receive a \$100,000 Innovations in American Government Award from the Institute for Government Innovation at the John F. Kennedy School of Government at Harvard University. More than 5,000 organizations around the country seek to know more about the District's method of evaluation first year teachers and assisting veteran teachers experiencing difficulty.

The District invested district-wide in PRO-Ohio, a system of periodic diagnostic tests and quick turnaround reports designed to help teachers and parents prepare students to pass the Ohio Proficiency Tests. At the same time, more schools were added to the Project STAR program to help low-performing schools raise their student's proficiency scores. Through the District's Reading Academy for teachers, elementary teachers received extensive training in strategies for effectively teaching reading skills to their students.

In addition about 2,000 adult volunteers gave their time, talent, and hearts to help students struggling to achieve and to provide enrichment for all students. Volunteers tutored students one-on-one and in groups. Others stepped in to serve as proficiency tutors helping students tackle specific tests. Social service groups, churches, community agencies, and individuals provided many kinds of needed assistance and support to all our schools and thousands of students.

TOLEDO CITY SCHOOL DISTRICT, OHIO

Letter of Transmittal

For the Fiscal Year Ended June 30, 2002

Toledo Public Schools made major efforts to increase parent involvement. A district-level parent coordinator was hired to work with the seven learning community coordinators, parents and parent leaders throughout the Toledo Public Schools District to help parents' voices to be heard, build effective parent organizations in all schools, and provide educational experiences that help parents help their children succeed in school.

Toledo Public Schools achieved record-high scores on the Ohio Proficiency Tests. By achieving 6 standards on the state's Local Report Card, the District ranked higher than any other of the largest urban school districts. Our 6th, 9th, and 10th graders outperformed their peers on each of the five tests – Reading, Writing, Citizenship, Mathematics, and Science. The 4th graders outperformed their peers in the Writing test.

The Class of 2002 made the District proud. 1,420 students graduated from the Toledo Public School's high schools in the first week of June. This class earned over \$7.1 million in scholarship offers – a record high for the District.

Toledo Public Schools embarked in earnest on the road to reform. Working with the Committee for School Reform, a broad-based group of community and district leaders, the Toledo Public Schools began the process for developing a five-year strategic plan to improve the quality of governance and operations throughout the District.

Numerous innovations and reforms characterized the school year. Block scheduling was implemented in one high school and several schools began the planning process for implementing this program in the 2002-2003 school year. "High Schools That Work", a school reform model that has produced strong evidence of improving student achievement, was implemented or the planning process begun in approximately half of the District's high schools. This program stresses a solid academic core curriculum for every student and holds schools accountable for preparing students for careers and post-secondary education. "High Schools That Work" emphasizes academic requirements, project-based learning, interdisciplinary teaching and greater need for faculty planning.

In the wake of the September 11 attack on America, Toledo Public School students raised thousands of dollars for relief funds. Students and staff made flags, collected work gloves and blankets for the rescue effort, held pizza sales, sold bookmarks and flag pins. Memorial ceremonies and patriotic assemblies were held. In February, a special District-Wide patriotic concert, "Let's Hear It For America," involved approximately 500 students representing a cross-section of secondary level orchestras and bands, and elementary choruses joining in song to honor our nation's heroes.

Another major initiative of the District continued with the promulgation of six Core Values to guide Toledo Public Schools toward improved teaching and learning. It is believed that, in order to achieve improvements, if every employee fully understands and internalized these values, they will become a reality in all daily activities. The Core Values are Collaboration, Rigorous Academic Curriculum, Excellence in Every Job, Focus on Customer Service, Community Involvement and Parental Support, and Employee Promotion of Student Success.

TOLEDO CITY SCHOOL DISTRICT, OHIO

Letter of Transmittal

For the Fiscal Year Ended June 30, 2002

MAJOR INITIATIVES FOR THE FUTURE

The taxpayers of the District approved a 4.99 mill capital improvement and maintenance bond levy on November 5, 2002. As a result of the passage of this levy, the District will embark on a once in a lifetime opportunity to consolidate, renovate or re-build all of the District's 69 aging school buildings. The bond issue will generate approximately \$184 million (approximately 23% of basic project costs) for the building project and an additional \$24 million for Local Funded Initiatives. The State of Ohio through the Ohio School Facilities Commission (OSFC) will provide approximately \$614 million (representing approximately 77% of basic project costs). Renovation and construction is to be phased in over 12 years in 6 construction segments with the first ground breaking scheduled to begin in fiscal year 2004. Even before the passage of this levy as well as since, District personnel have been laying the groundwork to plan for what may be the single largest capital building project in the history of the City of Toledo.

DEPARTMENT FOCUS

The Treasurer's Division has continued to show leadership and growth by striving for excellence in developing and implementing sound fiscal management, accounting and reporting standards.

Revenue Sharing Agreements between the City of Toledo, Toledo City School District and Washington Local Schools have been extended. Since the inception of Revenue Sharing Agreements, over 75 companies have been approved for tax abatement with "Contributions in Lieu of Taxes" totaling over \$6,220,000. These Agreements promote the economic welfare of our community by creating new jobs, while retaining and preserving existing jobs and employment opportunities, as facilities are established, expanded, renovated or occupied within designated Enterprise Zones. It is hoped that the success of these Tax Exemption Revenue Sharing Agreements will set the stage for future cooperation between government entities.

The Treasurer's Division has successfully implemented a Direct Deposit Program for the District's employees. As of June 30, 2002, approximately 80% of the administrative employees, 76% of the teaching employees, and 50% of the non-certified employees were taking advantage of the Direct Deposit option. This program not only provides our employees with better banking services and a broader number of banking options, but it is cost effective to the District and will allow us to operate more efficiently. As of August 1, 2002, new labor contracts make direct deposit mandatory for all new employees.

The Department of General Accounting has increased performance and efficiency by using laser applications for both check writing for all accounts payable invoice payments as well as issuing receipts. In addition, Automated Clearing House (ACH) payments are made for selected vendors.

The Toledo City School District has maintained its current debt rating of "A+" with Standard and Poor's Rating Agency. Financial information was provided to all external-rating agencies resulting in our maintaining the above-mentioned rating. Financial information was also furnished to the Ohio Municipal Advisory Council (OMAC), which has applied for and received the designation of being the State Information Depository (SID) for the State of Ohio. The establishment of SID provides the State with more uniform central distribution of financial information to debt holders and potential bidders of debt for the Toledo City School District. The Toledo City Schools' "A+" rating continues to be unique to large city school districts in the State of Ohio. It speaks well of our financial stability and fiscal integrity.

TOLEDO CITY SCHOOL DISTRICT, OHIO

Letter of Transmittal

For the Fiscal Year Ended June 30, 2002

The Treasurer's Division implemented requirements of the Ohio Legislature as they relate to the mandatory preparation of a Five-Year Revenue and Expenditure Forecast, the multi-year Certification of Estimated Revenues, and the proper identification and appropriation of DPIA Funds. One provision of this bill requires the Board of Education to submit a Five-Year Financial Forecast to the Department of Education. The 2002 Five-Year Financial Forecast was presented to the Board of Education for adoption in December of 2002.

An additional provision of the Legislature requires the President of the Board of Education, the Superintendent and the Treasurer to certify that adequate revenue will be available to maintain all personnel, programs, and services essential to the operation of an adequate educational program for the length of each contract up to five years. This certification is now attached to all contracts, leases, and other business transactions as required by law. Procedures are in place to ensure compliance.

During the past year, the Treasurer's Division has focused on improving the financial position of the District. The Division has actively studied all possible alternatives to property tax financing, searched for additional revenue sources, and implemented cost saving measures. The Treasurer's Division staff will continue to maintain a high level of service and support, and identify ways to improve communications with their customers. They will continue to improve internal controls, management practices, technology utilization and enhancements, operational efficiencies, and financial processes in order to assure the fiscal integrity of District assets and maintain excellent audit results. They will continue to focus on the Board's primary objective of improving educational opportunities for the children in our community.

Other goals and objectives that were formulated and adopted for the 2001-2002 Fiscal Year included:

Working with the Ohio Facilities Commission and the District's Business Division to ensure that the future major renovation to the District's school buildings will be successfully implemented; performed a comprehensive property and equipment valuation of all fixed assets to ensure that the District was in compliance with Governmental Accounting Standards Board (GASB), Statement No. 34;

FINANCIAL INFORMATION

Internal Controls: The Management of the District is responsible for establishing an internal control structure designed to ensure that the assets of the District are protected from loss, theft, or misuse, and to ensure that adequate accounting data is compiled to allow for the preparation of financial statements in conformity with Generally Accepted Accounting Principles. The internal control structure is designed to provide reasonable, but not absolute, assurance that these objectives are met. The concept of reasonable assurance recognizes that: (1) the cost of a control should not exceed the benefits likely to be derived; and (2) the valuation of cost and benefit requires estimates and judgments by management.

Single Audit: As a recipient of Federal and State Financial Assistance, the District also is responsible for requiring that an adequate internal control structure is in place to ensure compliance with applicable laws and regulations related to these programs. This internal control structure is subject to periodic evaluation and audit by management and staff of the District.

TOLEDO CITY SCHOOL DISTRICT, OHIO

Letter of Transmittal

For the Fiscal Year Ended June 30, 2002

As a part of the District's Single Audit, tests are made to determine the adequacy of the internal control structure, including that portion relating to Federal Financial Assistance programs, as well as to verify that the District has complied with applicable laws and regulations. The results of the District's Single Audit for the Fiscal Year ended June 30, 2002, as of this writing, revealed no instances of material weakness in internal control structure or significant violations of applicable laws and regulations.

Budgetary Controls: The District maintains budgetary controls and ensures compliance with legal provisions through the adoption of the Annual Appropriation Measure approved by the Board of Education. The Annual Appropriation Measure embodies all funds of the District. Function and object within all individual funds and cost centers for Special Revenue Funds and Capital Project Funds establish the level of budgetary control, and expenditures cannot legally exceed the appropriated amount. The District also maintains an encumbrance system to assist in budgetary control. Unencumbered appropriations lapse at year-end. The District obtained an Official Amended Certificate of Estimated Revenues on June 30, 2002.

As illustrated by the statements and schedules included in the Financial Section of this report, the District continues to meet its responsibility for sound fiscal management.

Debt Administration: At June 30, 2002, the District had outstanding Long-Term Un-voted Debt issues of \$319,506. The District maintains an A+ rating from Standard and Poor's on General Obligation issues. Additionally, as of January 15, 2003, a MIG 1 rating was received from Moody's Rating Committee. This MIG 1, the highest note rating available, was sought in anticipation of issuing short-term notes. Under current state statutes, the District's General Obligation Bonded Debt Issuances are subject to a legal limitation based on nine percent of the total assessed value of real and personal property. At June 30, 2002, the District's General Obligation debt of \$319,506 was well below the legal limit.

Investment and Cash Management: On September 23, 1996, the District submitted to the Auditor of the State of Ohio, its Administrative Policy for Investment and Cash Management Activities. The policy statements were designed and developed to serve as administrative guidelines for District personnel who are involved in the investment process. All policy statements were developed to comply with Senate Bill 81 and compliment existing laws contained in Section 135 of the Ohio Revised Code. Section 135 is designed to be restrictive in nature in order to assure protection of District funds. The District's Administrative Policy for Investment and Cash Management Activities are more restrictive than current laws, as the District seeks optimal protection of capital invested.

Laws, regulations and policy statements cannot substitute for a commitment to sound judgment, knowledge, prudence, experience, and a disciplined approach to investment portfolio management. The District's Administrative Policy is designed to provide guidance and continuity to District staff, instill cash management disciplines, and provide continued protection of District funds.

It is the policy of the District, to give due regard for safety of principal, liquidity, diversity of portfolio assets, and associated investment risks and that available funds shall be invested in accordance with the laws of the state of Ohio, and the Administrative Policies of the District, at the highest rates obtainable at the time of investment.

TOLEDO CITY SCHOOL DISTRICT, OHIO

Letter of Transmittal

For the Fiscal Year Ended June 30, 2002

Effective cash management and investment portfolio management is recognized as essential to sound fiscal management. An active Cash Management Program and prudent investment practices are pursued by the District to take advantage of investment interest as a viable and material source of revenue for all funds involved. The District's portfolio is always managed in a manner responsive to public trust.

District personnel authorized to conduct investment transactions shall avoid any transaction that might impair public confidence in the District's ability to govern effectively. At no time will the District purchase any of the following investment securities:

- (a) Collateralized Mortgage Obligations (CMO's)
- (b) Ginnie Mae Mortgage Association (GNMA)
- (c) Reverse Repurchase Agreements (a.k.a. Security Lending)
- (d) Security Pools offered by any other body politic other than the State Treasury Asset Reserve (STAR Ohio)
- (e) Any derivative security defined as "an Obligation, security, or contract that derives its value or price from the value or price of another obligation, security, commodity, currency, or instrument, or the performance of a market index."
- (f) Any investment in stripped principal or interest obligations of otherwise eligible obligations (i.e. U.S. Treasury Strips)
- (g) negotiable, brokered Certificates of Deposit such as "Yankee C.D.'s", "Eurodollar C.D.'s", and "Canadian Time Deposit Receipts (TDR's)". Any other time deposit, which is not specifically collateralized beyond FDIC insurance.
- (h) Small Business Loan Program products (SBA or SBIC).
- (i) Any other investment not specifically allowed by Section 135 of the Ohio Revised Code and these administrative investment policies

The District adheres to the "Prudent-Man-Rule" of portfolio management, which states that in acquiring, investing, reinvesting, exchanging, retaining, selling, and managing property for any fund heretofore or hereafter created, the Toledo City School District will exercise the judgment and care, under the circumstances then prevailing, which persons of prudence, discretion, and intelligence exercise in regard to the permanent disposition of funds, considering the probable outcome, as well as the probable safety of capital.

Due to recent local bank frauds concerning collateralized investments, to further safeguard District assets collateralized by pooled securities at our local financial institutions, each of the District's depositories are monitored on a monthly basis utilizing Bauer Financial, Inc. financial ratings. Bauer Financial specializes in financial analysis and reports on the financial condition of the nation's banks, thrifts and credit unions. A "Five Star" rating system is used to rank each financial institution, with Five Stars being the best rating and a One Star rating representing a troubled institution. All of the District's banking institutions are presently rated "Four Stars".

RISK MANAGEMENT

The Labor-Management Insurance Committee comprised of the Acting Chief Business Manager, Executive Assistant to the Superintendent for Human Resources, the Treasurer, and representatives of the 3 major employee groups monitors health benefit insurances.

TOLEDO CITY SCHOOL DISTRICT, OHIO

Letter of Transmittal

For the Fiscal Year Ended June 30, 2002

The District is exposed to financial loss resulting from District-caused damage to property or bodily injuries or illness of employees, unemployment compensation benefits to previous employees, and employee health care, prescription drug, dental and life insurance benefits. The Administrative Services - Employee Benefit Self-Insurance Fund, an Internal Service Fund, is used to account for, and finance self-insurance activities. This fund includes prescription drug, health, and dental insurance benefits. Approximately 83% of the District's employees are eligible for health care benefits. The District records the remaining liability for incurred but unreported claims at year-end based upon an Actuarial Opinion provided by Timothy P. Berghoff, FSA, MAAA.

OTHER INFORMATION

Independent Audit: State statutes require an annual audit by independent accountants. The Ohio State Auditor's Office conducted the audit for the Fiscal Year ended June 30, 2002. The Auditor's Audit Opinion on the Basic Financial Statements, and the Combining and Individual Fund Statements and Schedules is included in the Financial Section of this report.

Awards: The Government Finance Officers Association (GFOA) of the United States and Canada awarded a Certificate of Achievement for Excellence in Financial Reporting to the Toledo City School District for its Comprehensive Annual Financial Report (CAFR) for the Fiscal Year ended June 30, 2001. The Certificate of Achievement is the highest form of recognition for excellence in state and local government financial reporting.

In order to be awarded a Certificate of Achievement, a government unit must publish an easily readable and efficiently organized Comprehensive Annual Financial Report (CAFR) that conforms to program standards. A CAFR must satisfy both Generally Accepted Accounting Principles and applicable legal requirements. A Certificate of Achievement award is valid for a period of one year. The Toledo City School District has received a Certificate of Achievement for the past thirteen years (1989-2001). We believe our current report continues to conform to the Certificate of Achievement program requirements, and are submitting it to the GFOA for consideration.

The Toledo City School District also received the Association of School Business Officials International Certificate of Excellence in Financial Reporting for its Comprehensive Annual Financial Report for the Fiscal Year ended June 30, 2001. This award certifies that the report substantially conforms to the principles and standards of financial reporting as recommended and adopted by the Association of School Business Officials International. An expert ASBO Panel of Review consisting of Certified Public Accountants and practicing school business officials, grants the award, only after an intensive review of financial reports. Receiving the award is recognition that a school system has met the highest standards of excellence in school financial reporting. A Certificate of Excellence is valid for a period of one year only. This is the sixth year the District has received the Certificate of Excellence. We believe our current report continues to conform to the Certificate of Excellence requirements, and we are submitting it to ASBO to determine its eligibility for another certificate.

TOLEDO CITY SCHOOL DISTRICT, OHIO

Letter of Transmittal

For the Fiscal Year Ended June 30, 2002


Acknowledgment: Preparation of this report would not have been possible without the joint cooperation of all Divisions in the District. We would like to specifically acknowledge the following individuals within the Treasurer's Division and the Business Division: James Larson-Shidler, C.P.A., Assistant to the Treasurer, Dan Burns Acting Chief Business Manager; Jeff Richard Schroeder, C.P.A., Director of General Accounting, and W. Paul Overman, Jr., Investment Analyst. We are also grateful for the services of Donald J. Schonhardt & Associates, Inc. for their assistance in preparing this report. Special recognition is extended to Richard A. Ferner, C.P.A., Senior Accountant, for his efforts in preparing this report.

Finally, we would like to express our appreciation to the Board Members for their fiscal integrity and continued support.

Sincerely,



Eugene T. W. Sanders, Ph.D.
Superintendent and CEO of Schools



James P. Fortlage
Treasurer of the Board

TOLEDO CITY SCHOOL DISTRICT, OHIO

Members of the Board of Education, Superintendent of Schools and Treasurer For the Fiscal Year Ended June, 30, 2002

Members of the Board of Education

The Board of Education is a body politic and corporate with the responsibility of managing and controlling affairs of the District and is governed by laws of the State of Ohio. The Board is comprised of five members who are elected for overlapping four-year terms. The current members of the Board of Education of the Toledo City School District are:

	Began Service as a Board Member	Present Term Expires
Peter Silverman, President	01/01/1998	12/31/2005
David E. Welch, Vice President	01/01/1998	12/31/2005
Terry L. Glazer, Member	01/01/1996	12/31/2003
Anita L. Lopez, Member	01/01/2002	12/31/2005
Larry Sykes, Member	12/16/1997	12/31/2003

Superintendent

The Superintendent serves as the Chief Executive Officer of the School District and is responsible for administering policies adopted by the Board of Education. The Superintendent is expected to provide leadership in all phases of policy formulation and is the chief advisor to the Board on all aspects of the educational program and total operation of the District. The Board appointed Dr. Eugene T.W. Sanders, Ph.D., Superintendent of the Toledo City School District, effective September 1, 2000. His term of office expires on July 31, 2004.

Treasurer

The Treasurer serves as the Chief Fiscal Officer of the District and Secretary to the Board of Education. The Treasurer receives, accounts for, and disburses all District funds as required by applicable laws in accordance with Board policies and regulations. The Treasurer, James P. Fortlage, has held the position since January 2, 2002. His current term of office expires in January, 2004. Although recently appointed as Treasurer, Mr. Fortlage has been with the District since September 13, 1973, and has been in position as Assistant to the Treasurer, Executive Director of Budget Development and most recently as Business Manager.

TOLEDO CITY SCHOOL DISTRICT, OHIO

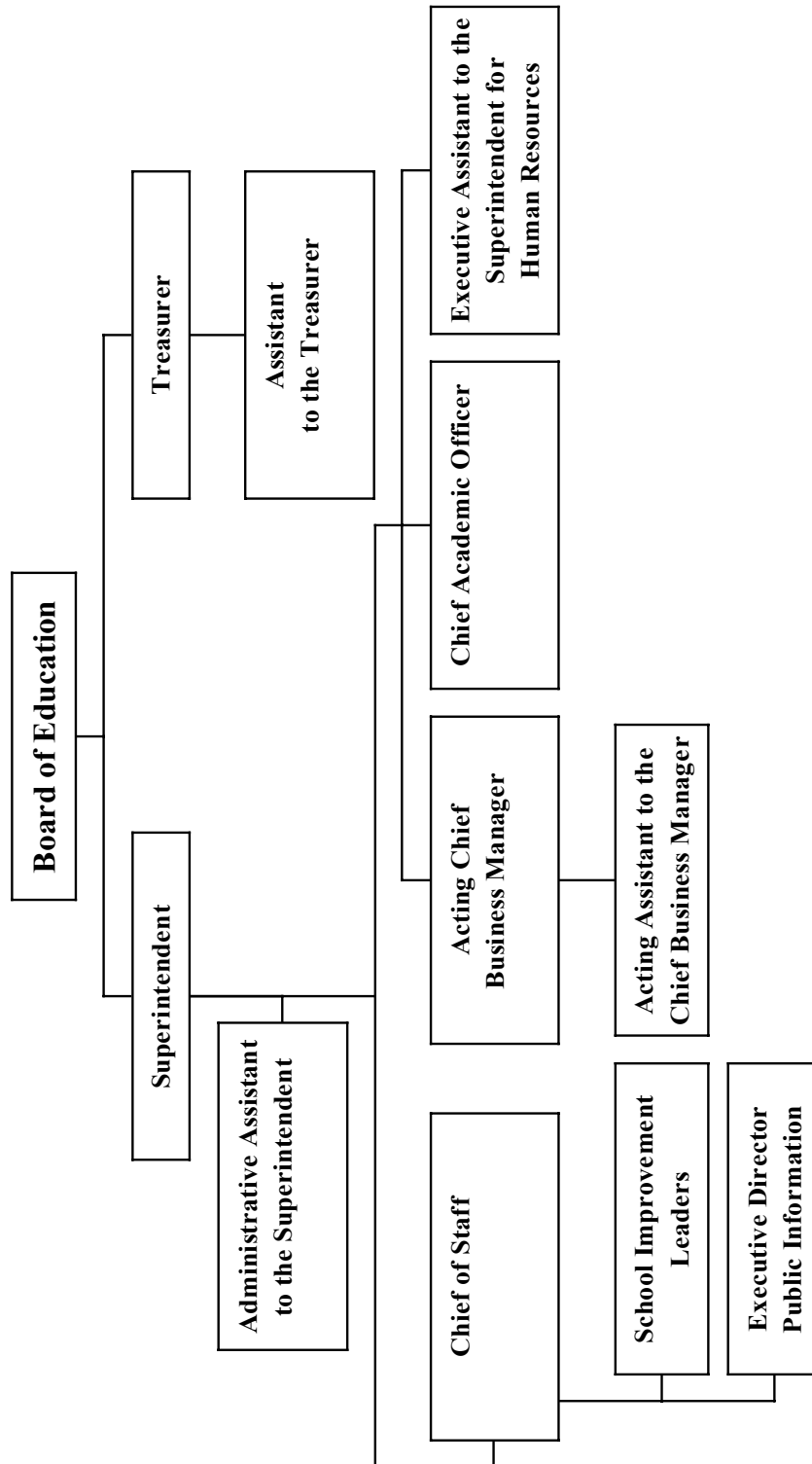
***Management Team Members and Treasurer's Office Staff
For the Fiscal Year Ended June, 30, 2002***

Management Team Members

Eugene T.W. Sanders, Ph.D.	Superintendent of Schools
James P. Fortlage	Treasurer of the Board
Sheila M. Austin, Ph.D.	Chief of Staff
Craig E. Cotner	Chief Academic Officer
Clinton L. Faulkner	Executive Assistant to the Superintendent for Human Resources
Cecelia M. Adams, Ph.D.	School Improvement Leader, Start Learning Community
Jane A. Bruss	Executive Director, Public Information
Daniel J. Burns	Acting Chief Business Manager
Robert D. Clark	School Improvement Leader, Waite Learning Community
John Foley	School Improvement Leader, Rogers Learning Community
Gary D. Sauter	Acting Assistant to the Business Manager
Marcia D. Helman	School Improvement Leader, Libbey Learning Community
Richard E. Jackson	Executive Director, School and Community Relations
Jan I. Kilbride	School Improvement Leader, Bowsher Learning Community
James D. Larson-Shidler, C.P.A.	Assistant to the Treasurer
Jai I. Norment, II	School Improvement Leader, Woodward Learning Community
Stanley L. Woody	School Improvement Leader, Scott Learning Community

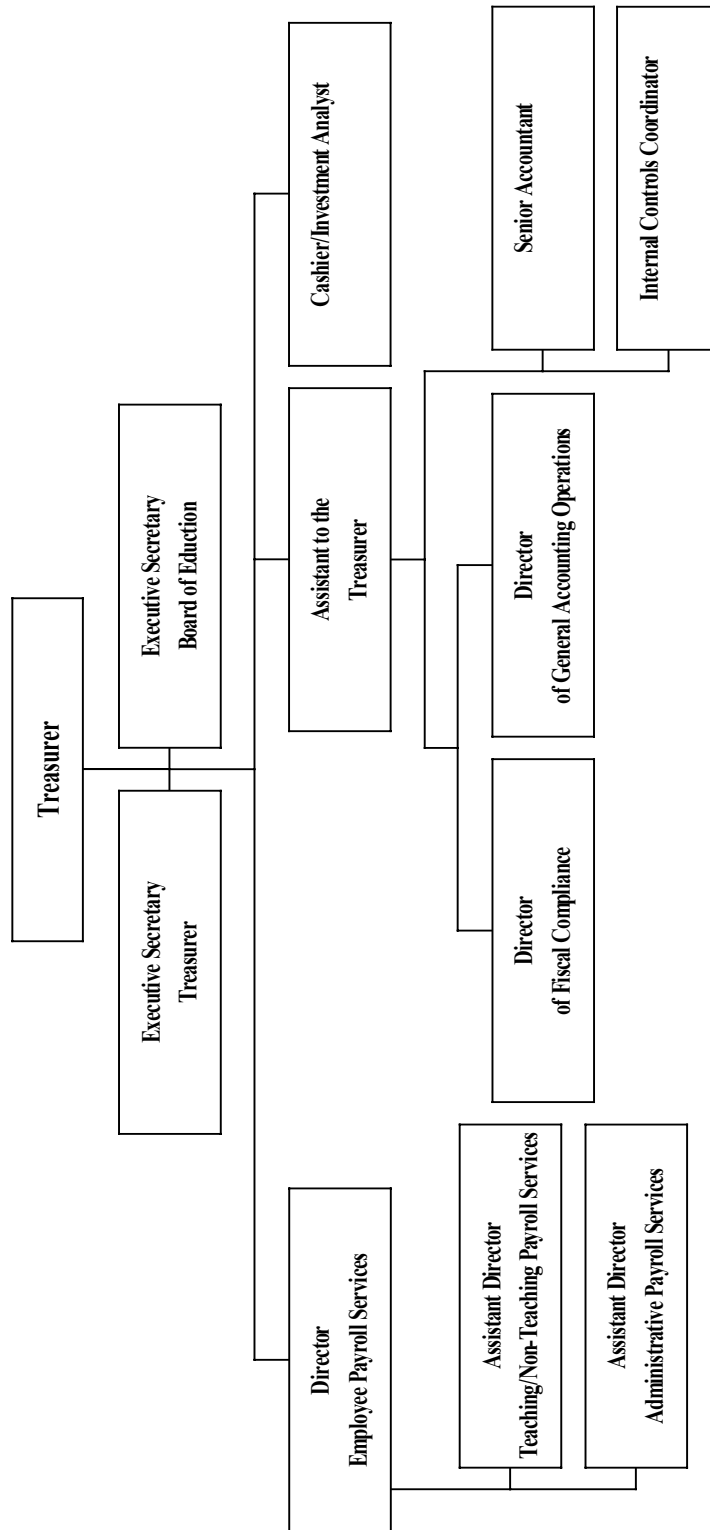
*School District Organizational Chart
For the Fiscal Year Ended June, 30, 2002*

**TOLEDO PUBLIC SCHOOLS
CABINET/EXPANDED CABINET**



**School District Organizational Chart
For the Fiscal Year Ended June, 30, 2002**

**TOLEDO PUBLIC SCHOOLS
TREASURER'S DIVISION**



**Certificate of
Achievement
for Excellence
in Financial
Reporting**

Presented to

**Toledo City School
District, Ohio**

For its Comprehensive Annual
Financial Report
for the Fiscal Year Ended
June 30, 2001

A Certificate of Achievement for Excellence in Financial Reporting is presented by the Government Finance Officers Association of the United States and Canada to government units and public employee retirement systems whose comprehensive annual financial reports (CAFRs) achieve the highest standards in government accounting and financial reporting.



William Patrick Votto
President

Jeffrey L. Esser
Executive Director

*Association of School Business Officials
Certificate of Excellence in Financial Reporting*



This Certificate of Excellence in Financial Reporting is presented to

TOLEDO CITY SCHOOL DISTRICT

For its Comprehensive Annual Financial Report (CAFR)
For the Fiscal Year Ended June 30, 2001

Upon recommendation of the Association's Panel of Review which has judged that the Report substantially conforms to principles and standards of ASBO's Certificate of Excellence Program

Clark J. Giddell

President

Ann L. Miller

Executive Director

FINANCIAL SECTION



**Auditor of State
Betty Montgomery**

INDEPENDENT ACCOUNTANTS' REPORT

Toledo City School District
Lucas County
420 East Manhattan Blvd.
Toledo, Ohio 43608

To the Board of Education:

We have audited the accompanying financial statements of the governmental activities, each major fund and the aggregate remaining fund information of the Toledo City School District, Lucas County, Ohio (the District) as of and for the year ended June 30, 2002, which collectively comprise the District's basic financial statements as listed in the table of contents. These financial statements are the responsibility of the District's management. Our responsibility is to express opinions on these financial statements based on our audit.

We conducted our audit in accordance with auditing standards generally accepted in the United States of America and the standards applicable to financial audits contained in *Government Auditing Standards*, issued by the Comptroller General of the United States. Those standards require that we plan and perform the audit to obtain reasonable assurance about whether the financial statements are free of material misstatement. An audit includes examining, on a test basis, evidence supporting the amounts and disclosures in the financial statements. An audit also includes assessing the accounting principles used and significant estimates made by management, as well as evaluating the overall financial statement presentation. We believe that our audit provides a reasonable basis for our opinions.

In our opinion, the financial statements referred to above present fairly, in all material respects, the respective financial position of the governmental activities, each major fund and the aggregate remaining fund information of the Toledo City School District, Lucas County, Ohio, as of June 30, 2002, and the respective changes in financial position and the cash flows, where applicable, thereof and the respective budgetary comparison for the General Fund for the year then ended in conformity with accounting principles generally accepted in the United States of America.

As described in Note 3 to the basic financial statements, the District adopted Governmental Accounting Standards Board Statement 34 as of and for the year ended June 30, 2002.

In accordance with *Government Auditing Standards*, we have also issued our report dated February 24, 2003 on our consideration of the District's internal control over financial reporting and our tests of its compliance with certain provisions of laws, regulations, contracts and grants. That report is an integral part of an audit performed in accordance with *Government Auditing Standards* and should be read in conjunction with this report in considering the results of our audit.

Management's Discussion and Analysis is not a required part of the basic financial statements, but is supplementary information the Governmental Accounting Standards Board requires. We applied certain limited procedures, consisting principally of inquiries of management regarding the methods of measurement and presentation of the supplementary information. We did not audit the information and express no opinion on it.

We conducted our audit to form opinions on the financial statements that collectively comprise the District's basic financial statements. The introductory section, combining and individual nonmajor fund statements and statistical tables are not a required part of the basic financial statements. We subjected the combining and individual nonmajor fund statements to the auditing procedures applied in the audit of the basic financial statements. In our opinion, this information is fairly stated in all material respects, in relation to the basic financial statements taken as a whole. We did not subject the introductory section and statistical tables to the auditing procedures applied in the audit of the basic financial statements, and accordingly, we express no opinion on them.



Betty Montgomery
Auditor of State

February 24, 2003

TOLEDO CITY SCHOOL DISTRICT, OHIO

***Management's Discussion and Analysis
For the Fiscal Year Ended June, 30, 2002***

Unaudited

The discussion and analysis of the Toledo City School District's financial performance provides an overall review of the District's financial activities for the fiscal year ended June 30, 2002. The intent of this discussion and analysis is to look at the District's financial performance as a whole; readers should also review the transmittal letter, financial statements and notes to the basic financial statements to enhance their understanding of the District's financial performance.

FINANCIAL HIGHLIGHTS

Key financial highlights for 2002 are as follows:

- General revenues accounted for \$271,911,697 in revenue or 75% of all revenue. Program specific revenues in the form of charges for services and grants and contributions accounted for \$89,787,378 or 25% of total revenues of \$361,699,075.
- The District had \$381,777,471 in expenses related to governmental activities; only \$89,787,378 of these expenses was offset by program specific revenues in the form of charges for services, grants or contributions. General revenues (primarily taxes totaling \$109,678,021, unrestricted state and federal revenues totaling \$159,082,939, investment earnings totaling \$2,751,025 plus prior year carry over revenues) were adequate to provide for these programs.
- Among major funds, the general fund had \$277,308,017 in revenue, \$269,926,872 in expenditures and (\$3,280,685) in net other financing uses, resulting in the general fund balance increasing by \$4,100,460 to \$18,886,004. This increase was due, in part, to an increase in local tax and state revenues.

OVERVIEW OF THE FINANCIAL STATEMENTS

This annual report consists of three parts – management's discussion and analysis, the basic financial statements, and an optional section that presents combining statements for nonmajor governmental funds. The basic financial statements include two kinds of statements that present different views of the District:

These statements are as follows:

1. *The Government-Wide Financial Statements* – These statements provide both long-term and short-term information about the District's overall financial status.
2. *The Fund Financial Statements* – These statements focus on individual parts of the District, reporting the District's operations in more detail than the government-wide financial statements.

The financial statements also include notes that explain some of the information in the financial statements and provide more detailed data.

Government-wide Statements

The government-wide statements report information about the District as a whole using accounting similar to those used by private-sector companies. The statement of net assets includes all of the District's assets and liabilities. All of the current year's revenues and expenses are accounted for in the statement of activities regardless of when cash is received or paid.

The two government-wide statements report the District's net assets and how they have changed. Net-assets (the difference between the District's assets and liabilities) are one way to measure the District's financial health or position.

- Over time, increases or decreases in the District's net assets are an indicator of whether its financial health is improving or deteriorating, respectively.
- To assess the overall health of the District you need to consider additional nonfinancial factors such as the property tax base, current property tax laws, and student enrollment growth and facility conditions.

The government-wide financial statements of the District falls into one category:

- *Governmental Activities* – All of the district's programs and services are reported here including instruction, support services, non-instructional and extracurricular activities.

Fund Financial Statements

The fund financial statements provide more detailed information about the District's most significant funds, not the District as a whole. Funds are accounting devices that the District uses to keep track of specific sources of funding and spending for particular purposes.

Governmental Funds – Most of the District's activities are reported in governmental funds, which focus on how money flows into and out of those funds and the balances left at year-end available for spending in future periods. These funds are reported using an accounting method called modified accrual accounting, which measures cash and all other financial assets that can readily be converted to cash. The governmental fund statements provide a detailed short-term view of the District's general government operations and the basic services it provides. Governmental fund information helps you determine whether there are more or fewer financial resources that can be spent in the near future to finance educational programs. The relationship (or difference) between governmental activities (reported in the Statement of Net Assets and the Statement of Activities) and governmental funds is reconciled in the financial statements.

Proprietary Funds – The District uses internal service funds to report activities that provide supplies and services for the District's other programs and activities. Proprietary funds are reported in the same way that all activities are reported in the Statement of Net Assets and the Statement of Activities.

Fiduciary Funds – The District is the trustee, or fiduciary, for various student-managed activity programs, various scholarship programs and other items listed as agency and private purpose. It is also responsible for other assets that, due to a trust arrangement can only be used for the trust beneficiaries. All of the District's fiduciary activities are reported in separate Statements of Fiduciary Net Assets and Changes in Fiduciary Net Assets. We exclude these activities from the District's other financial statements because the assets cannot be utilized by the District to finance its operations.

TOLEDO CITY SCHOOL DISTRICT, OHIO

**Management's Discussion and Analysis
For the Fiscal Year Ended June, 30, 2002**

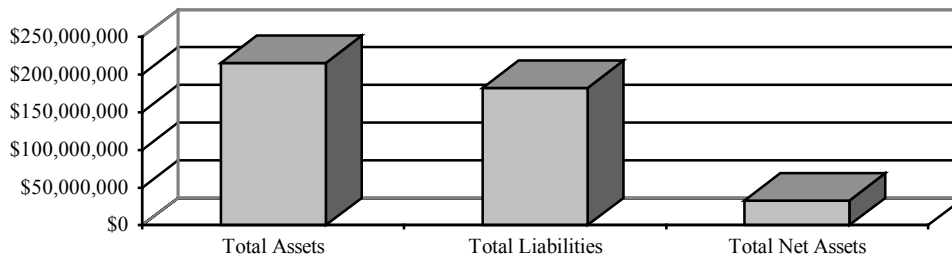
Unaudited

FINANCIAL ANALYSIS OF THE SCHOOL DISTRICT AS A WHOLE

This is the first year for government-wide financial statements using the full accrual basis of accounting, therefore a comparison with prior year's information is not available. A comparative analysis will be provided in future years when prior year's information is available.

Governmental Activities 2002			
Current and other assets	\$168,177,698	Net assets	
Capital assets, Net	47,071,758	Invested in capital assets, net of related debt	45,465,322
Total assets	<u>215,249,456</u>	Restricted	16,810,200
Long-term debt outstanding	49,239,995	Unrestricted	<u>(29,442,269)</u>
Other liabilities	133,176,208	Total net assets	<u><u>32,833,253</u></u>
Total liabilities	<u>182,416,203</u>		

**Toledo City Schools Governmental Activities
Fiscal Year Ended June 30, 2002**



Changes in Net Assets – The following table shows the net assets for the fiscal year 2002:

Governmental Activities 2002			
Revenues		Program Expenses	
Program revenues:		Instruction	202,392,284
Charges for Services	\$8,499,449	Support Services	135,952,928
Operating Grants	77,972,317	Non-Instructional Services	38,211,128
Capital Grants	3,315,612	Extracurricular Activities	5,164,782
General revenues:		Debt Service:	
Property Taxes	109,678,021	Interest and Fiscal Charges	56,349
Grants and Entitlements	159,082,939	Total expenses	<u>381,777,471</u>
Other	3,150,737	Excess (deficiency) before special items	<u>(20,078,396)</u>
Total revenues	<u>361,699,075</u>	Total Change in Net Assets	<u>(20,078,396)</u>
		Beginning Net Assets	52,911,649
		Ending Net Assets	<u><u>\$32,833,253</u></u>

TOLEDO CITY SCHOOL DISTRICT, OHIO

*Management's Discussion and Analysis
For the Fiscal Year Ended June, 30, 2002*

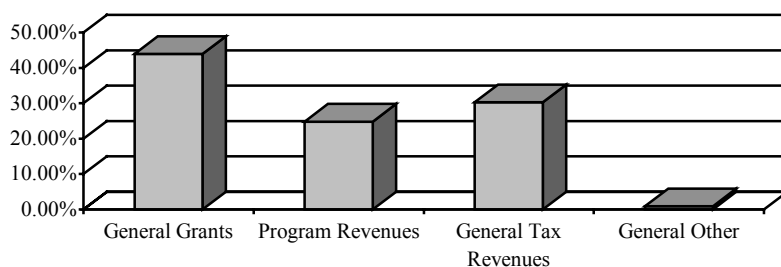
Unaudited

Governmental Activities

The unique nature of property taxes in Ohio creates the need to routinely seek voter approval for operating funds. The overall revenue generated by a voted levy does not increase solely as a result of inflation. As an example, a homeowner with a home value at \$100,000 and taxed at 1.0 mill would pay \$35.00 annually in taxes. If three years later the home were reappraised and increased to \$200,000 (and this inflationary increase in value is comparable to other property owners) the effective tax rate would become .5 mills and the owner would still pay \$35.00. However, the assessed millage cannot be reduced below 20 mills, according to state statutes. Thus school districts dependent upon property taxes are hampered by a lack of revenue growth and must regularly return to voters to maintain a constant level of service.

Property taxes made up 30% of revenues for governmental activities for the Toledo City School District in fiscal year 2002. The District's reliance upon tax revenues is demonstrated by the following graph indicating % of total revenues from general tax revenues

Revenue Sources	2002	Percent of Total
General Grants	\$159,082,939	43.98%
Program Revenues	89,787,378	24.82%
General Tax Revenues	109,678,021	30.33%
General Other	3,150,737	0.87%
Total Revenue	<u>\$361,699,075</u>	<u>100.00%</u>



TOLEDO CITY SCHOOL DISTRICT, OHIO

**Management's Discussion and Analysis
For the Fiscal Year Ended June, 30, 2002**

Unaudited

FINANCIAL ANALYSIS OF THE SCHOOL DISTRICT'S FUNDS

The District's governmental funds reported a combined fund balance of \$31,465,027, which is greater than last year's total of \$28,214,397. The schedule below indicates the fund balance and the total change in fund balance by fund type as of June 30, 2002 and 2001.

	Fund Balance June 30, 2002	Fund Balance June 30, 2001	Increase (Decrease)
General	\$18,886,004	\$14,785,544	\$4,100,460
Debt Service	95,867	95,867	0
Permanent Improvement			
Capital Projects	2,150,219	1,015,250	1,134,969
Other Governmental	10,332,937	12,317,736	(1,984,799)
Total	<u>\$31,465,027</u>	<u>\$28,214,397</u>	<u>\$3,250,630</u>

The District's General Fund balance increase is due to several factors. The decrease in Other Governmental Funds is due to increases in self-insured hospitalization costs.

General Fund – The tables that follow assist in illustrating the financial activities and balance of the General Fund:

	2002 Revenues	2001 Revenues	Increase (Decrease)
Taxes	\$105,959,569	\$95,233,099	\$10,726,470
Tuition	696,843	785,970	(89,127)
Transportation Fees	349,851	298,867	50,984
Investment Earnings	1,994,896	3,077,894	(1,082,998)
Class Materials and Fees	237,535	215,101	22,434
Intergovernmental - State	164,893,849	157,769,579	7,124,270
Intergovernmental - Federal	888,018	754,365	133,653
All Other Revenue	2,287,456	2,282,563	4,893
Total	<u>\$277,308,017</u>	<u>\$260,417,438</u>	<u>\$16,890,579</u>

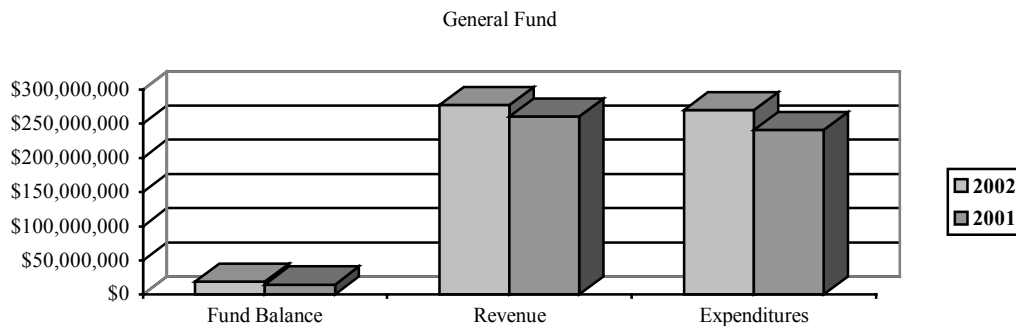
TOLEDO CITY SCHOOL DISTRICT, OHIO

**Management's Discussion and Analysis
For the Fiscal Year Ended June, 30, 2002**

Unaudited

General Fund revenues in 2002 increased 6.5% despite a major reduction in investment earnings. The resulting \$16,890,579 increase was due to increases in general tax revenues, electric deregulation revenue, and state foundation revenue.

	2002 Expenditures	2001 Expenditures	Increase (Decrease)
Instruction	\$157,483,985	\$140,789,559	\$16,694,426
Supporting Services	101,172,458	90,471,629	10,700,829
Non-Instructional Services	7,569,191	6,743,647	825,544
Extracurricular Activities	3,383,880	2,321,515	1,062,365
Capital Outlay	317,358	97,074	220,284
Debt Service:			
Principal Retirement	0	543,477	(543,477)
Interest & Fiscal Charges	0	53,384	(53,384)
Total	\$269,926,872	\$241,020,285	\$28,906,587



The expenditures increased by approximately 12% due to increases in hiring, salary and wage increases and increased health insurance costs.

The District's budget is prepared in accordance with Ohio law and is based on accounting for certain transactions on a basis of cash receipts, disbursements, and encumbrances. The most significant budgeted fund is the General Fund.

During the course of fiscal year 2002, the District amended its general fund numerous times, none significant.

TOLEDO CITY SCHOOL DISTRICT, OHIO

**Management's Discussion and Analysis
For the Fiscal Year Ended June, 30, 2002**

Unaudited

CAPITAL ASSETS AND DEBT ADMINISTRATION

Capital Assets - At the end of fiscal 2002 the District had \$47,071,758 net of accumulated depreciation invested in land, land improvements, buildings, building additions, equipment, and vehicles. The following table shows fiscal year 2002 balances:

	Governmental Activities		Increase (Decrease)
	2002	2001	
Land	\$9,537,451	\$9,537,451	\$0
Land Improvements	9,337,804	9,337,804	0
Buildings	64,777,408	64,299,980	477,428
Building Improvements	42,578,019	41,654,620	923,399
Machinery and Equipment	2,959,336	2,488,781	470,555
Vehicles	7,514,560	7,469,260	45,300
Less: Accumulated Depreciation	<u>(89,632,820)</u>	<u>(85,931,869)</u>	<u>(3,700,951)</u>
Totals	<u>\$47,071,758</u>	<u>\$48,856,027</u>	<u>(\$1,784,269)</u>

For financial reporting purposes the District capitalizes all assets in excess of \$5,000. Detailed information regarding capital asset activity is included in the notes to the basic financial statements (Note 9).

Debt - At June 30, 2002, the District had \$319,506 in EPA Promissory Notes outstanding, \$93,000 due within one year. The following table summarizes the District's debt outstanding as of June 30, 2002:

	2002
Governmental Activities:	
EPA Promissory Note	\$319,506
Capital Leases Payable	1,606,436
Compensated Absences	47,314,053
Totals	<u>\$49,239,995</u>

Under current state statutes, the District's debt issue is subject to a legal limitation based on 9% of the total assessed value of real and personal property. At June 30, 2002, the District's outstanding debt was below the legal limit.

ECONOMIC FACTORS

On November 5, 2002 the voters of the District passed a 4.49 mill capital improvement and a .5 mill maintenance bond levy. With the passage of this levy, the District will issue approximately \$184 million in School Facilities Improvement Bonds (approximately 23% of basic project costs) to renovate or rebuild all of our 69 aging school buildings. An additional \$24 million in bonds will be issued for Local Funded Initiatives. Both bonds will be repaid with the proceeds of the levy over a period of 28 years. This local money will be matched by the State of Ohio through the Ohio School Facilities Commission (OSFC). Under the OSFC, approximately 77% of the project costs, or an estimated \$616 million, will be received from the State of Ohio. Planning for this major building construction and renovation, which totals approximately \$800 million, started in fiscal year 2002-03. Actual construction will be started sometime in fiscal year 2003-04.

As the preceding information shows the District is dependent heavily on property taxpayers and State foundation revenues. The Toledo City School District as of June 30, 2002, is strong financially, although not overly affluent and financially the future is not without challenges. During fiscal year 2003 the District has experienced decreased enrollment thereby reducing the amount received from the State of Ohio's foundation. In addition to these revenue reductions, the District is realizing increasing health care costs. As a result of the aforementioned, as well as other revenue and expenditure projections, the District has prudently instituted a hiring freeze for the remainder of fiscal year 2003.

Another challenge that is facing the District is the expiration of a 6.6% operating levy effective December 31, 2003. Thus the District will have to place an operating levy on the ballot sometime in fiscal year 2003.

In addition to our local challenges another challenge facing the District is the future of state funding. The Ohio Supreme Court found the State of Ohio, in March 1997, to be operating an unconstitutional educational system, one that was neither "adequate" nor "equitable." Since that time the court has issued several decisions based upon appeals for reconsideration (DeRolph I and DeRolph II). On December 11, 2002, the Ohio Supreme Court rendered its latest opinion regarding the State's school funding plan. The majority decision reaffirmed that, despite increased funding by the State's General Assembly, the current school funding plan is unconstitutional. Thus the Supreme Court relinquished jurisdiction over the case and directed the Ohio General Assembly to focus on the core constitutional issues, that being a complete systematic overhaul of the school funding system, which provides a school funding scheme, which is thorough and efficient. As of the date of these financial statements, the District is unable to determine what effect, if any, the decision will have on its future state funding and its financial operations.

In conclusion, the Toledo City School District 's management has committed itself to financial excellence for years to come.

Contacting the School District's Financial Management

This financial report is designed to provide our citizens, taxpayers, and investors and creditors with a general overview of the District's finances and to show the District's accountability for the money it receives. If you have questions about this report or need additional information contact James. P. Fortlage, Treasurer at Toledo City School District, 420 E. Manhattan Boulevard, Toledo, Ohio 32608.



TOLEDO CITY SCHOOL DISTRICT, OHIO

Statement of Net Assets
June 30, 2002

	Governmental Activities
Assets:	
Cash and Cash Equivalents	\$63,411,119
Cash with Fiscal Agent	1,032,191
Receivables:	
Taxes	83,099,080
Accounts	239,365
Intergovernmental	13,758,205
Materials and Supplies Inventory	1,128,738
Inventory Held for Resale	168,329
Restricted Assets:	
Cash and Cash Equivalents	5,340,671
Capital Assets, Net	<u>47,071,758</u>
Total Assets	<u>215,249,456</u>
Liabilities:	
Accounts Payable	5,016,525
Accrued Wages and Benefits	38,687,316
Intergovernmental Payable	13,093,663
Deferred Revenue	76,378,120
Accrued Interest Payable	584
Long Term Liabilities:	
Due Within One Year	1,387,480
Due in More Than One Year	<u>47,852,515</u>
Total Liabilities	<u>182,416,203</u>
Net Assets:	
Invested in Capital Assets, Net of Related Debt	45,465,322
Restricted For:	
Capital Projects	4,952,379
Debt Service	95,283
Other Purposes	11,762,538
Unrestricted (Deficit)	<u>(29,442,269)</u>
Total Net Assets	<u><u>\$32,833,253</u></u>

See accompanying notes to the basic financial statements

TOLEDO CITY SCHOOL DISTRICT, OHIO

**Statement of Activities
For the Fiscal Year Ended June 30, 2002**

	Expenses	Program Revenues			Net (Expense)
		Charges for Services and Sales	Operating Grants and Contributions	Capital Grants and Contributions	Revenue and Changes in Net Assets
					Governmental Activities
Governmental Activities:					
Instruction	\$202,392,284	\$1,582,267	\$41,466,895	\$1,765,294	(\$157,577,828)
Support Services	135,952,928	5,565,628	29,502,751	1,550,318	(99,334,231)
Non-Instructional Services	38,211,128	0	6,955,723	0	(31,255,405)
Extracurricular Activities	5,164,782	1,351,554	46,948	0	(3,766,280)
Debt Service:					
Interest and Fiscal Charges	56,349	0	0	0	(56,349)
Totals	\$381,777,471	\$8,499,449	\$77,972,317	\$3,315,612	(\$291,990,093)
General Revenues					
Property Taxes Levied for:					
					103,470,010
General Purposes					
Debt Service					1,546,765
Capital Outlay					4,661,246
Grants and Entitlements not Restricted to Specific Programs					159,082,939
Investment Earnings					2,751,025
Miscellaneous					398,532
Gain from the Sale of Fixed Assets					1,180
Total General Revenues					271,911,697
Change in Net Assets					(20,078,396)
Net Assets Beginning of Year					52,911,649
Net Assets End of Year					\$32,833,253

See accompanying notes to the basic financial statements

TOLEDO CITY SCHOOL DISTRICT, OHIO

**Balance Sheet
Governmental Funds
June 30, 2002**

	General	Debt Service	Permanent Improvement	Other Governmental Funds
Assets:				
Cash and Cash Equivalents	\$37,270,923	\$95,867	\$1,972,805	\$14,234,316
Cash with Fiscal Agent	0	0	1,032,191	0
Receivables:				
Taxes	79,555,012	0	3,544,068	0
Accounts	146,002	0	0	37,007
Intergovernmental	111,626	0	0	13,645,674
Interfund Loan Receivable	1,781,052	0	0	0
Materials and Supplies Inventory	572,637	0	0	151,891
Inventory Held for Resale	0	0	0	168,329
Restricted Assets:				
Cash and Cash Equivalents	5,340,671	0	0	0
Total Assets	\$124,777,923	\$95,867	\$6,549,064	\$28,237,217
Liabilities:				
Accounts Payable	2,982,761	0	146,029	1,322,821
Accrued Wages and Benefits	23,604,499	0	0	4,694,717
Intergovernmental Payable	6,024,144	0	0	1,276,916
Interfund Loans Payable	0	0	0	1,781,052
Deferred Revenue	73,280,515	0	4,252,816	8,828,774
Total Liabilities	105,891,919	0	4,398,845	17,904,280
Fund Balances:				
Reserved for Encumbrances	7,231,021	1,184	448,526	3,295,064
Reserved for Supplies Inventory	572,637	0	0	320,220
Reserved for Debt Service	0	94,683	0	0
Reserved for Property Taxes	5,280,200	0	241,731	0
Reserved for Budget Stabilization	5,340,671	0	0	0
Reserved for Endowments	0	0	0	502,291
Unreserved, Undesignated in:				
General Fund	461,475	0	0	0
Special Revenue Funds	0	0	0	4,872,343
Capital Projects Funds	0	0	1,459,962	1,001,913
Permanent Fund	0	0	0	341,106
Total Fund Balances	18,886,004	95,867	2,150,219	10,332,937
Total Liabilities and Funds Balances	\$124,777,923	\$95,867	\$6,549,064	\$28,237,217

See accompanying notes to the basic financial statements

TOLEDO CITY SCHOOL DISTRICT, OHIO

***Reconciliation Of Total Governmental Fund Balances
To Net Assets Of Governmental Activities
June 30, 2002***

Total Governmental Funds		Total Governmental Fund Balances	\$31,465,027
\$53,573,911		<i>Amounts reported for governmental activities in the statement of net assets are different because</i>	
1,032,191		Capital Assets used in governmental activities are not resources and therefore are not reported in the funds.	47,071,758
83,099,080		Other long-term assets are not available to pay for current- period expenditures and therefore are deferred in the funds.	9,983,985
183,009		Internal service funds are used by management to charge the costs of insurance to individual funds. The assets and liabilities of the internal service funds are included in governmental activities in the statement of net assets.	(2,775,859)
13,757,300		Long-term liabilities, including bonds payable, are not due and payable in the current period and therefore are not reported in the funds.	<u>(52,911,658)</u>
1,781,052		<i>Net Assets of Governmental Funds</i>	<u><u>\$32,833,253</u></u>
724,528			
168,329			
<u>5,340,671</u>			
<u>\$159,660,071</u>			
4,451,611			
28,299,216			
7,301,060			
1,781,052			
<u>86,362,105</u>			
128,195,044			
10,975,795			
892,857			
94,683			
5,521,931			
5,340,671			
502,291			
461,475			
4,872,343			
2,461,875			
<u>341,106</u>			
<u>31,465,027</u>			
<u>\$159,660,071</u>			

TOLEDO CITY SCHOOL DISTRICT, OHIO

**Statement of Revenues, Expenditures and Changes in Fund Balances
Governmental Funds
For the Fiscal Year Ended June 30, 2002**

	General	Debt Service	Permanent Improvement	Other Governmental Funds
Revenues:				
Taxes	\$105,959,569	\$1,546,765	\$4,661,246	\$0
Tuition	696,843	0	0	869,558
Transportation Fees	349,851	0	0	0
Food Services	0	0	0	2,335,035
Investment Earnings	1,994,896	0	104,095	235,628
Extracurricular Activities	0	0	0	1,600,512
Class Materials and Fees	237,535	0	0	224,344
Intermediate Sources	0	0	0	79,106
Intergovernmental - State	164,893,849	0	617,736	35,419,817
Intergovernmental - Federal	888,018	0	0	37,034,322
All Other Revenue	<u>2,287,456</u>	<u>0</u>	<u>0</u>	<u>272,127</u>
Total Revenue	<u>277,308,017</u>	<u>1,546,765</u>	<u>5,383,077</u>	<u>78,070,449</u>
Expenditures:				
Current:				
Instruction	157,483,985	0	64,313	35,508,261
Supporting Services	101,172,458	0	1,784,844	26,389,677
Non-Instructional Services	7,569,191	0	39,250	17,419,738
Extracurricular Activities	3,383,880	0	0	1,542,975
Capital Outlay	317,358	0	3,891,381	1,342,782
Debt Service:				
Principal Retirement	0	93,000	0	0
Interest & Fiscal Charges	<u>0</u>	<u>0</u>	<u>55,765</u>	<u>0</u>
Total Expenditures	<u>269,926,872</u>	<u>93,000</u>	<u>5,835,553</u>	<u>82,203,433</u>
Excess (Deficiency) of Revenues				
Over Expenditures	7,381,145	1,453,765	(452,476)	(4,132,984)
Other Financing Sources (Uses):				
Proceeds from the Sale of Fixed Assets	0	0	1,180	0
Operating Transfers In	49,286	0	1,586,265	2,196,165
Operating Transfers Out	<u>(3,329,971)</u>	<u>(1,453,765)</u>	<u>0</u>	<u>(47,980)</u>
Total Other Financing Sources (Uses)	<u>(3,280,685)</u>	<u>(1,453,765)</u>	<u>1,587,445</u>	<u>2,148,185</u>
Net Change in Fund Balance	4,100,460	0	1,134,969	(1,984,799)
Fund Balances at Beginning of Year	<u>14,785,544</u>	<u>95,867</u>	<u>1,015,250</u>	<u>12,317,736</u>
Fund Balances End of Year	<u>\$18,886,004</u>	<u>\$95,867</u>	<u>\$2,150,219</u>	<u>\$10,332,937</u>

See accompanying notes to the basic financial statements

TOLEDO CITY SCHOOL DISTRICT, OHIO

***Reconciliation Of The Statement Of Revenues, Expenditures
And Changes In Fund Balances Of Governmental Funds
To The Statement Of Activities
For The Fiscal Year Ended June 30, 2002***

Total Governmental Funds		Net Change in Fund Balances - Total Governmental Funds	\$3,250,630
\$112,167,580			
1,566,401		<i>Amounts reported for governmental activities in the statement of activities are different because</i>	
349,851			
2,335,035		Governmental funds report capital outlays as expenditures. However,	
2,334,619		in the statement of activities, the cost of those assets is allocated over	
1,600,512		their estimated useful lives as depreciation expense. This is the amount	
461,879		by which depreciation exceeded capital outlays in the current period.	(1,784,269)
79,106			
200,931,402		Revenues in the statement of activities that do not provide current	
37,922,340		financial resources are not reported as revenues in the funds.	(1,051,539)
2,559,583			
<u>362,308,308</u>		The issuance of long-term debt provides current financial resources to	
		governmental funds, but has no effect on net assets. In addition,	
193,056,559		repayment of bond and capital lease principal is an expenditure in the	
129,346,979		governmental funds, but the repayment reduces long-term liabilities in the	
25,028,179		statement of net assets.	1,374,779
4,926,855			
5,551,521		In the statement of activities, interest is accrued on outstanding bonds,	
		whereas in governmental funds, an interest expenditure is reported	
93,000		when due.	(584)
55,765			
<u>358,058,858</u>		Some expenses reported in the statement of activities, such as	
		compensated absences and intergovernmental payable which represents	
4,249,450		contractually required pension contributions, do not require the use of	
		current financial resources and therefore are not reported as expenditures	
1,180		in the governmental funds.	(13,883,101)
3,831,716			
<u>(4,831,716)</u>		The internal service funds are used by management to charge the costs of	
(998,820)		services to individual funds is not reported in the statement of activities.	
		Governmental fund expenditures and related internal service fund	
3,250,630		revenues are eliminated. The net revenue (expense) of the internal	
28,214,397		service funds are allocated among the governmental activities.	(7,984,312)
<u>\$31,465,027</u>		<i>Change in Net Assets of Governmental Activities</i>	<u>(\$20,078,396)</u>

TOLEDO CITY SCHOOL DISTRICT, OHIO

**Statement of Revenues, Expenditures and Changes in
Fund Balance – Budget and Actual (Non-GAAP Budgetary Basis)
General Fund
For the Fiscal Year Ended June 30, 2002**

	<u>Original Budget</u>	<u>Final Budget</u>	<u>Actual</u>	Variance with Final Budget Positive (Negative)
Revenues:				
Revenue from Local Sources	\$ 106,765,274	\$ 105,100,786	\$ 109,875,076	\$ 4,774,290
Revenue from State Sources	160,723,660	164,893,849	164,893,849	0
Revenue from Federal Sources	1,434,000	983,348	983,348	0
Total Revenues	<u>268,922,934</u>	<u>270,977,983</u>	<u>275,752,273</u>	<u>4,774,290</u>
Expenditures:				
Current:				
Instructional Services:				
Regular	98,948,033	100,095,568	103,049,194	(2,953,626)
Special	34,579,729	33,737,567	33,720,142	17,425
Vocational Education	11,229,414	11,589,877	11,574,201	15,676
Adult/Continuing Instruction	234,546	104,290	104,290	0
Other	12,663,985	12,711,508	12,706,747	4,761
Support Services:				
Pupils	14,781,099	14,134,512	14,098,090	36,422
Instructional Staff	14,974,625	14,826,142	14,806,480	19,662
Board of Education	130,171	113,018	111,717	1,301
Administration	17,700,843	16,767,255	16,714,040	53,215
Fiscal Services	4,988,991	4,918,957	4,893,500	25,457
Business	2,708,027	2,450,330	2,432,648	17,682
Operation and Maintenance of Plant	32,553,108	32,080,307	31,769,859	310,448
Pupil Transportation	10,695,058	11,530,669	11,405,624	125,045
Central	8,991,209	8,274,671	8,242,540	32,131
Other Services:				
Food Service Operations	46,659	46,023	46,023	0
Community Services	1,195,288	1,156,805	1,156,643	162
Other Operation of Non-Instr. Serv.	10,378,605	10,781,422	6,135,752	4,645,670
Academic and Subject Oriented Act.	606,271	476,199	476,199	0
Occupation Oriented Activities	132,710	94,462	94,462	0
Sport Oriented Activities	3,211,596	2,702,477	2,702,112	365
School and Pub. Serv. Co-Curric. Act.	226,783	190,245	190,245	0
Contingencies	5,340,671	5,340,671	0	5,340,671
Site Improvement Services	196,000	190,956	190,956	0
Architecture and Engineering	0	36,622	36,622	0
Total Expenditures	<u>286,513,421</u>	<u>284,350,553</u>	<u>276,658,086</u>	<u>7,692,467</u>

(Continued)

TOLEDO CITY SCHOOL DISTRICT, OHIO

**Statement of Revenues, Expenditures and Changes in
Fund Balance – Budget and Actual (Non-GAAP Budgetary Basis)
General Fund
For the Fiscal Year Ended June 30, 2002**

	<u>Original Budget</u>	<u>Final Budget</u>	<u>Actual</u>	Variance with Final Budget Positive (Negative)
Excess (Deficiency) of Revenues Over (Under) Expenditures	(17,590,487)	(13,372,570)	(905,813)	12,466,757
Other Financing Sources (Uses):				
Operating Transfers In	1,000	0	0	0
Operating Transfers Out	(2,560,085)	(3,329,681)	(3,329,681)	0
Advances In	2,230,941	2,359,924	2,359,924	0
Advances Out	(1,500,010)	(1,910,035)	(1,910,035)	0
Refund of Prior Year's Expenditures	135,000	460,835	460,835	0
Refund of Prior Year's Receipts	(73,950)	(44,921)	(44,921)	0
Total Other Financing Sources (Uses):	<u>(1,767,104)</u>	<u>(2,463,878)</u>	<u>(2,463,878)</u>	<u>0</u>
Excess (Deficiency) of Revenues and Other Financing Sources Over (Under) Expenditures and Other Financing Uses	(19,357,591)	(15,836,448)	(3,369,691)	12,466,757
Fund Balance at Beginning of Year	24,126,948	24,126,948	24,126,948	0
Prior Year Encumbrances	10,396,551	10,396,551	10,396,551	0
Fund Balance at End of Year	<u>\$ 15,165,908</u>	<u>\$ 18,687,051</u>	<u>\$ 31,153,808</u>	<u>\$ 12,466,757</u>

See accompanying notes to the basic financial statements

TOLEDO CITY SCHOOL DISTRICT, OHIO

***Statement of Net Assets
Proprietary Funds
June 30, 2002***

	Governmental Activities - Internal Service Funds
Assets:	
<i>Current Assets:</i>	
Cash and Cash Equivalents	\$9,837,207
Receivables:	
Accounts	56,356
Intergovernmental	905
Inventory Held for Resale	404,210
Total Assets	<u>10,298,678</u>
Liabilities:	
<i>Current Liabilities:</i>	
Accounts Payable	564,914
Accrued Wages and Benefits	10,388,100
Intergovernmental Payable	2,121,523
Total Liabilities	<u>13,074,537</u>
Net Assets:	
Unrestricted	<u>(2,775,859)</u>
Total Net Assets	<u><u>(\$2,775,859)</u></u>

See accompanying notes to the basic financial statements

TOLEDO CITY SCHOOL DISTRICT, OHIO

**Statement of Revenues, Expenses and Changes in Fund Net Assets
Proprietary Funds
For the Fiscal Year Ended June 30, 2002**

	Governmental Activities - Internal Service Funds
Operating Revenues:	
Interfund Charges	\$34,227,963
Total Operating Revenues	<u>34,227,963</u>
Operating Expenses:	
Personal Services	2,076,977
Purchased Services	40,331,495
Supplies and Materials	1,186,935
Miscellaneous	33,274
Total Operating Expenses	<u>43,628,681</u>
Operating Income (Loss)	(9,400,718)
Nonoperating Revenue (Expenses):	
Investment Earnings	416,406
Operating Transfers In	1,000,000
Total Nonoperating Revenues (Expenses)	<u>1,416,406</u>
Change in Net Assets	(7,984,312)
Net Assets Beginning of Year	5,208,453
Net Assets End of Year	<u>(\$2,775,859)</u>

See accompanying notes to the basic financial statements

TOLEDO CITY SCHOOL DISTRICT, OHIO

Statement of Cash Flows
Proprietary Funds
June 30, 2002

	Governmental Activities Internal Service Funds
<u>Cash Flows from Operating Activities:</u>	
Cash Received from Interfund Charges	\$34,363,805
Cash Payments for Goods and Services	(1,345,057)
Cash Payments to Employees for Services and Benefits	(37,937,917)
Net Cash Used by Operating Activities	<u>(4,919,169)</u>
<u>Cash Flows from Noncapital Financing Activities:</u>	
Transfers In from Other Funds	1,000,000
Net Cash Provided by Noncapital Financing Activities	<u>1,000,000</u>
<u>Cash Flows from Investing Activities:</u>	
Receipts of Interest	416,406
Net Cash Provided by Investing Activities	<u>416,406</u>
Net Decrease in Cash and Cash Equivalents	(3,502,763)
Cash and Cash Equivalents at Beginning of Year	13,339,970
Cash and Cash Equivalents at End of Year	<u><u>\$9,837,207</u></u>
<u>Reconciliation of Operating Loss to Net Cash</u>	
<u>Used by Operating Activities:</u>	
Operating Loss	(\$9,400,718)
Adjustments to Reconcile Operating Loss to	
Net Cash Used by Operating Activities:	
Changes in Assets and Liabilities:	
Increase in Accounts Receivable	(36,828)
Increase in Inventory	(7,445)
Decrease in Accounts Payable	(359,229)
Increase in Accrued Wages and Benefits	5,631,704
Decrease in Intergovernmental Payables	(746,653)
Total Adjustments	<u>4,481,549</u>
Net Cash Used by Operating Activities	<u><u>(\$4,919,169)</u></u>

See accompanying notes to the basic financial statements.

TOLEDO CITY SCHOOL DISTRICT, OHIO

**Statement of Net Assets
Fiduciary Funds
June 30, 2002**

	Private Purpose Trust	
	Special Trust Fund	Agency
Assets:		
Cash and Cash Equivalents	\$1,095,916	\$451,420
Receivables:		
Accounts	60	70
Intergovernmental	0	154,507
Total Assets	1,095,976	605,997
Liabilities:		
Accounts Payable	1,415	107,357
Intergovernmental Payable	0	497
Due to Others	0	59,361
Due to Students	0	438,782
Total Liabilities	1,415	605,997
Net Assets:		
Unrestricted	1,094,561	0
Total Net Assets	\$1,094,561	\$0

See accompanying notes to the basic financial statements

TOLEDO CITY SCHOOL DISTRICT, OHIO

**Statement of Changes in Net Assets
Fiduciary Fund
For the Fiscal Year Ended June 30, 2002**

	Private Purpose Trust
	Special Trust Fund
Additions:	
Contributions:	
Sales	\$39,478
Dues and Fees	6,204
Private Donations	22,168
Total Contributions	<u>67,850</u>
Investment Earnings:	
Interest	51,297
Total Investment Earnings	<u>51,297</u>
Total Additions	<u>119,147</u>
Deductions:	
Administrative Expenses	<u>90,965</u>
Total Deductions	<u>90,965</u>
Change in Net Assets	28,182
Net Assets at Beginning of Year	<u>1,066,379</u>
Net Assets End of Year	<u><u>\$1,094,561</u></u>

See accompanying notes to the basic financial statements

***Notes to the Basic Financial Statements
For the Fiscal Year Ended June 30, 2002***

NOTE 1 - SUMMARY OF SIGNIFICANT ACCOUNTING POLICIES

A. Reporting Entity

Toledo City School District, Ohio (the District) is a body politic and corporate established for the purpose of exercising the rights and privileges conveyed to it by the constitution and laws of the State of Ohio.

The District is governed by a locally elected five member Board of Education (the Board) which provides educational services. The Board controls the School District's instructional support facilities staffed by approximately 2,899 noncertified and approximately 2,759 certified teaching personnel and administrative employees providing education to 36,699 students.

The accompanying basic financial statements comply with the provisions of Governmental Accounting Standards Board (GASB) Statement No. 14, "*The Financial Reporting Entity*," in that the financial statements include all organizations, activities, functions and component units for which the District (the reporting entity) is financially accountable. Financial accountability is defined as the appointment of a voting majority of a legally separate organization's governing board and either the District's ability to impose its will over the organization or the possibility that the organization will provide a financial benefit to, or impose a financial burden on the District. There were no potential component units that met the criteria imposed by GASB Statement No. 14 to be included in the District's reporting entity. Based on the application of the above criteria for a component unit, and the criteria for defining joint ventures set forth under section J50.102 of the 2002 Codification there are no component units or "Joint Ventures." Based on the foregoing, the reporting entity of the District includes the following services: instructional (regular, special education, vocational), student guidance, extracurricular activities, food service, pupil transportation and care and upkeep of grounds and buildings. The District is the sponsor of the Toledo School for the Arts, a community school established under Chapter 3314 of the Ohio Revised Code. This community school is not considered part of the District.

The accounting policies and financial reporting practices of the District conform to generally accepted accounting principles as applicable to governmental units. The following is a summary of its significant accounting policies.

B. Basis of Presentation - Fund Accounting

The accounting system is organized and operated on the basis of funds, each of which is considered a separate accounting entity. The operations of each fund are accounted for with a separate set of self-balancing accounts that comprise its assets, liabilities, fund equity, revenues and expenditures/expenses. The various funds are grouped into the categories governmental, proprietary and fiduciary.

***Notes to the Basic Financial Statements
For the Fiscal Year Ended June 30, 2002***

NOTE 1 - SUMMARY OF SIGNIFICANT ACCOUNTING POLICIES (Continued)

B. Basis of Presentation - Fund Accounting (Continued)

Governmental Funds - These are funds through which most governmental functions typically are financed. The acquisition, use and balances of the District's expendable financial resources and the related current liabilities (except those accounted for in the proprietary funds) are accounted for through governmental funds. The measurement focus is upon determination of "financial flow" (sources, uses and balances of financial resources). The following are the District's major governmental funds:

General Fund - This fund is the general operating fund of the district and is used to account for all financial resources except those accounted for in another fund. The general fund balance is available to the District for any purpose provided it is expended or transferred according to the general laws of Ohio.

Debt Service Fund - This fund is used for the accumulation of resources for, and the payment of, general long-term debt principal and interest.

Permanent Improvement Fund - The Permanent Improvement capital projects fund accounts for financial resources to be used for the acquisition, construction, or improvement of capital facilities other than those financed by proprietary and trust funds.

The other governmental funds of the District account for grants and other resources whose use is restricted to a particular purpose.

Proprietary Funds - The proprietary funds are accounted for on a "economic resources" measurement focus. This measurement focus provides that all assets and all liabilities associated with the operation of the proprietary funds are included on the balance sheet. The proprietary fund operating statements present increases (i.e., revenues) and decreases (i.e., expenses) in net total assets.

Internal Service Funds - The internal service funds are used to account for the financing of goods or services provided by one department or agency to other departments or agencies of the District or to other governments on a cost-reimbursement basis.

Fiduciary Funds - Fiduciary fund reporting focuses on net assets and changes in net assets. The fiduciary category is split into four classifications: pension trust funds, investment trust funds, private-purpose trust funds and agency funds. Trust funds are used to account for assets held by the District under a trust agreement for individuals, private organizations or other governments and therefore not available to support the District's own programs. The District's only trust fund is a private purpose trust that accounts for scholarship programs for students. The agency funds are custodial in nature (assets equal liabilities) and do not involve the measurement of results of operation.

***Notes to the Basic Financial Statements
For the Fiscal Year Ended June 30, 2002***

NOTE 1 - SUMMARY OF SIGNIFICANT ACCOUNTING POLICIES (Continued)

C. Basis of Presentation – Financial Statements

Government-wide Financial Statements – The statement of net assets and the statement of activities display information about the District as a whole. These statements include the financial activities of the primary government, except for fiduciary funds. Internal service fund activity is eliminated to avoid “doubling up” revenues and expenses. The statements distinguish between those activities of the School District that are governmental and those that are considered business-type activities. The School District has no activities considered business-type activities.

The government-wide statements are prepared using the economic resources measurement focus. This is the same approach used in the preparation of the proprietary fund financial statements but differs from the manner in which governmental fund financial statements are prepared. Governmental fund financial statements therefore include a reconciliation with brief explanations to better identify the relationship between the government-wide statements and the statements for governmental funds.

The government-wide statement of activities presents direct expenses and program revenues for each function or program of the District’s governmental activities. Direct expenses are those that are specifically associated with a service, program or department and therefore clearly identifiable to a particular function. Program revenues include charges paid by the recipient of the goods or services offered by the program and grants and contributions that are restricted to meeting the operational or capital requirements of a particular program. Revenues which are not classified as program revenues are presented as general revenues of the School District, with certain limited exceptions. The comparison of direct expenses with program revenues identifies the extent to which each governmental function is self-financing or draws from the general revenues of the District.

Fund Financial Statements – Fund financial statements report detailed information about the School District. The focus of governmental fund financial statements is on major funds rather than reporting funds by type. Each major fund is presented in a separate column. Nonmajor funds are aggregated and presented in a single column. Internal service funds are combined and the totals are presented in a single column on the face of the proprietary fund statements. Fiduciary funds are reported by fund type.

The accounting and financial reporting treatment applied to a fund is determined by its measurement focus. All governmental fund types are accounted for using a flow of current financial resources measurement focus. The financial statements for governmental funds are a balance sheet, which generally includes only current assets and current liabilities, and a statement of revenues, expenditures and changes in fund balances, which reports on the sources (i.e., revenues and other financing sources) and uses (i.e., expenditures and other financing uses) of current financial resources.

***Notes to the Basic Financial Statements
For the Fiscal Year Ended June 30, 2002***

NOTE 1 - SUMMARY OF SIGNIFICANT ACCOUNTING POLICIES (Continued)

C. Basis of Presentation – Financial Statements (Continued)

All proprietary fund types are accounted for on a flow of economic resources measurement focus. With this measurement focus, all assets and all liabilities associated with the operation of these funds are included on the statement of net assets. The statement of changes in fund net assets presents increases (i.e., revenues) and decreases (i.e., expenses) in net total assets. The statement of cash flows provides information about how the School District finances and meets the cash flow needs of its proprietary activities.

Fiduciary funds are reported using the economic resources measurement focus.

D. Basis of Accounting

Basis of accounting represents the methodology utilized in the recognition of revenues and expenditures or expenses reported in the financial statements. The accounting and reporting treatment applied to a fund is determined by its measurement focus.

Government-wide, proprietary and fiduciary fund financial statements measure and report all assets, liabilities, revenues, expenses, gains and losses using the economic resources measurement focus and accrual basis of accounting. Revenues are recorded when earned and expenses are recorded when a liability is incurred, regardless of the timing of related cash flows. Grants and similar items are recognized as revenues in the year for which they are levied. Grants and similar items are recognized as revenue as soon as all eligibility requirements imposed by the provider have been met.

The modified accrual basis of accounting is followed by the governmental funds. Under the modified accrual basis of accounting, revenues are recorded when susceptible to accrual, i.e., both measurable and available. The term “available” means collectible within the current period or soon enough thereafter to be used to pay liabilities of the current period, which for the District is considered to be 60 days after fiscal year end. Expenditures are recognized in the accounting period in which the fund liability is incurred, if measurable, except for unmatured interest on general long-term debt which is recognized when due.

Under the modified accrual basis, the following revenue sources are considered susceptible to accrual at year end: property taxes, tuition, grants and entitlements, student fees, and interest on investments.

Current property taxes measurable at June 30, 2002, and which are not intended to finance fiscal 2002 operations, have been recorded as deferred revenues. Delinquent property taxes measurable and available (received within 60 days) and amounts available as an advance on future tax settlements are recognized as revenue at year end. Taxes available for advance and recognized as revenue but not received by the District prior to June 30, 2002 are reflected as a reservation of fund balance for future appropriations. The District is prohibited by law from appropriating this revenue in accordance with ORC Section 5705.35, since an advance of revenue was not requested or received prior to the fiscal year end.

***Notes to the Basic Financial Statements
For the Fiscal Year Ended June 30, 2002***

NOTE 1 - SUMMARY OF SIGNIFICANT ACCOUNTING POLICIES (Continued)

D. Basis of Accounting (Continued)

The accrual basis of accounting is utilized for reporting purposes by the government-wide financial statements, proprietary funds and the fiduciary funds. Revenues are recognized when they are earned and expenses are recognized when incurred.

Pursuant to GASB Statement No. 20, "*Accounting and Financial Reporting for Proprietary Funds and Other Governmental Entities that Use Proprietary Fund Accounting*," the District follows GASB guidance as applicable to proprietary funds and FASB Statements and Interpretations, Accounting Principles Board Opinions and Accounting Research Bulletins issued on or before November 30, 1989 that do not conflict with or contradict GASB pronouncements.

Revenues – Exchange and Non-exchange Transactions – Revenue resulting from exchange transactions, in which each party gives and receives essentially equal value, is recorded on the accrual basis when the exchange takes place.

Nonexchange transactions, in which the District receives value without directly giving equal value in return, include property taxes, grants, entitlements and donations. On an accrual basis, revenue from property taxes is recognized in the fiscal year for which the taxes are levied. Revenue from grants, entitlements and donations is recognized in the fiscal year in which all eligibility requirements have been satisfied.

Eligibility requirements include timing requirements, which specify the year when the resources are required to be used or the fiscal year when use is first permitted, matching requirements, in which the District must provide local resources to be used for a specified purpose, and expenditure requirements, in which the resources are provided to the District on a reimbursement basis. On a modified accrual basis, revenue from nonexchange transactions must also be available before it can be recognized.

E. Budgetary Process

The budgetary process is prescribed by provisions of the Ohio Revised Code and entails the preparation of budgetary documents within an established timetable. The major documents prepared are the tax budget, the certificate of estimated resources and the appropriation resolution, all of which are prepared on the budgetary basis of accounting. The certificate of estimated resources and the appropriation resolution are subject to amendment throughout the year.

***Notes to the Basic Financial Statements
For the Fiscal Year Ended June 30, 2002***

NOTE 1 - SUMMARY OF SIGNIFICANT ACCOUNTING POLICIES (Continued)

E. Budgetary Process (Continued)

All funds other than agency funds are legally required to be budgeted and appropriated; however, only governmental funds are required to be reported. The primary level of budgetary control is at the cost center level within each fund except for the following funds, which are budgeted at the object level:

General Fund;
Bond Retirement Fund;
School Building Support Fund;
Permanent Improvement Fund;
Food Service Fund;
Uniform School Supplies Fund;
Vocational Rotary Fund;
Internal Services Rotary Fund;
Intra-District Services Fund;
Employee Benefits – Insurance Fund, and
Workers' Compensation Plan Fund

Supplemental budgetary modifications may only be made by resolution of the Board of Education.

1. Tax Budget

By January 15, the Superintendent and Treasurer submit an annual operating budget for the following fiscal year to the Board of Education for consideration and passage. The adopted budget is submitted to the County Auditor, as Secretary of the County Budget Commission, by January 20 of each year for the period July 1 to June 30 of the following fiscal year.

2. Estimated Resources

Prior to April 1, the Board accepts by formal resolution, the tax rates as determined by the County Budget Commission and receives the Commission's Certificate of Estimated Resources which states the projected revenue of each fund. Prior to June 30, the District must revise its budget so that the total contemplated expenditures from any fund during the ensuing fiscal year will not exceed the amount available as stated in the certificate of estimated resources. The revised budget then serves as the basis for the annual appropriations measure. On or about July 1, the certificate of estimated resources is amended to include any unencumbered fund balances from the preceding year. The certificate may be further amended during the year if a new source of revenue is identified or actual receipts exceed current estimates. The amounts reported on the budgetary statement reflect the amounts in the final amended official certificate of estimated resources issued during fiscal year 2002.

***Notes to the Basic Financial Statements
For the Fiscal Year Ended June 30, 2002***

NOTE 1 - SUMMARY OF SIGNIFICANT ACCOUNTING POLICIES (Continued)

E. Budgetary Process (Continued)

3. Appropriations

A temporary appropriation measure to control expenditures may be passed on or about July 1 of each year for the period July 1 through September 30. An annual appropriation resolution must be passed by October 1 of each year for the period July 1 through June 30. The appropriation resolution establishes spending controls at the fund, function and object level (salaries and wages, supplies and materials, services, etc.). The appropriation resolution may be amended during the year as additional information becomes available, provided that total fund appropriations do not exceed the current estimated resources as certified. The allocation of appropriations among departments and objects within a fund may be modified during the year with approval of the Board. During the year, several supplemental appropriations were necessary to budget the use of contingency funds. Administrative control is maintained through the establishment of more detailed line-item budgets. The budgetary figures which appear in the "Statement of Revenues, Expenditures, and Changes in Fund Balances-Budget and Actual" are provided on the budgetary basis to provide a comparison of actual results to the final budget, including all amendments and modifications. Pursuant to the provisions of Section 323.17, Ohio Revised Code, an exception to the October 1 filing deadline is permitted when the delivery of a tax duplicate, from the County Auditor, is delayed. For fiscal year 2002, the Board of Education, following receipt of a delayed tax duplicate from the County Auditor, passed the annual certification on February 22, 2002.

4. Lapsing of Appropriations

At the close of each fiscal year, the unencumbered balance of each appropriation reverts to the respective fund from which it was appropriated and becomes subject to future appropriations. The encumbered appropriation balance is carried forward to the subsequent fiscal year and need not be reappropriated.

5. Budgetary Basis of Accounting

The District's budgetary process accounts for certain transactions on a basis other than generally accepted accounting principles (GAAP). The major differences between the budgetary basis and the GAAP basis lie in the manner in which revenues and expenditures are recorded. Under the budgetary basis, revenues and expenditures are recognized on a cash basis. Utilizing the cash basis, revenues are recorded when received in cash and expenditures when paid. Under the GAAP basis, revenues and expenditures are recorded on the modified accrual basis of accounting. Encumbrances are recorded as the equivalent of expenditures (budgetary basis) as opposed to reservations of fund balance (GAAP basis).

TOLEDO CITY SCHOOL DISTRICT, OHIO

**Notes to the Basic Financial Statements
For the Fiscal Year Ended June 30, 2002**

NOTE 1 - SUMMARY OF SIGNIFICANT ACCOUNTING POLICIES (Continued)

E. Budgetary Process (Continued)

5. Budgetary Basis of Accounting (Continued)

The following table summarizes the adjustments necessary to reconcile the GAAP basis statements to the budgetary basis statements for the governmental funds:

	Excess (Deficiency) of Revenues and Other Financing Sources Over (Under) Expenditures and Other Financing Uses
	<u>General Fund</u>
GAAP Basis (as reported)	\$4,100,460
Increase (Decrease):	
Accrued Revenues at June 30, 2002, received during FY 2003	(8,885,814)
Accrued Revenues at June 30, 2001, received during FY 2002	7,791,346
Accrued Expenditures at June 30, 2002, paid during FY 2003	32,611,404
Accrued Expenditures at June 30, 2001, paid during FY 2002	(27,529,301)
Encumbrances Outstanding	<u>(11,457,786)</u>
Budget Basis	<u><u>(\$3,369,691)</u></u>

F. Cash and Investments

Cash received by the District is deposited in one of six bank accounts with individual fund balance integrity maintained throughout. Monies for all funds are maintained in these accounts or temporarily used to purchase short-term cash equivalent investments, which are stated at cost. In accordance with 2450.106 of the 2002 GASB Codification on reporting cash flows of Proprietary Funds, cash equivalents are defined as investments of the cash management pool and short term, highly liquid investments that are readily convertible to cash and so near to maturity that they present insignificant risk of changes in value because of changes in interest rates. Investments with original maturities of less than three months are considered to meet this definition; otherwise they are shown as "investments" for these funds. At June 30, 2002, there were no investment balances as defined under section 2450.106 of the 2002 GASB Codification. Investment contracts that had a remaining maturity of one year or less at the time of purchase are reported at cost. Under existing Ohio statutes, all investment earnings accrue to the general fund except those specifically related to certain trust funds and according to Board resolution. Interest revenue credited to the general fund during fiscal year 2002 amounted to \$1,994,896, which includes \$261,027 assigned from other District funds.

***Notes to the Basic Financial Statements
For the Fiscal Year Ended June 30, 2002***

NOTE 1 - SUMMARY OF SIGNIFICANT ACCOUNTING POLICIES (Continued)

F. Cash and Investments (Continued)

The District invests inactive funds of deposit accounts maintained at the school building level (School Building Support, Vocational Rotary, and Administratively Managed Student Activity Funds) and distributes, from the General Fund, interest earned on these funds to the individual accounts. The District also invests inactive funds in the Auxiliary Services Program Fund and distributes interest earned directly to the fund. See Note 4, "Cash, Cash Equivalents and Investments."

G. Restricted Assets

Restricted assets in the general fund represent cash and cash equivalents set aside to establish a budget stabilization reserve. This reserve is required by State statute and can be used only after receiving approval from the State Superintendent of Public Instruction. During the fiscal year 2002, the balance in the Budget Stabilization reserve was \$5,340,671.

H. Inventory

Inventory is stated at cost (first-in, first-out) in the governmental funds and at the lower-of-cost-or-market in the proprietary funds. The costs of inventory items are recorded as expenditures in the governmental funds when purchased and as expenses in the proprietary funds when used.

I. Capital Assets and Depreciation

1. Property, Plant and Equipment - Governmental Activities

Capital assets generally are acquired or constructed for governmental activities and are recorded as expenditures in the governmental funds and are capitalized at cost (or estimated historical cost for assets not purchased in recent years). These assets are reported in the Government-wide Statement of Net Assets, but they are not reported in the Fund Financial Statements. The District follows the policy of not capitalizing assets with a cost of less than \$5,000.

Contributed capital assets are recorded at fair market value at the date received. The District does not possess any infrastructure. Estimated historical costs of capital assets were derived, when information supporting historical costs was not obtainable, by adjusting current replacement cost back to the estimated year of acquisition.

**Notes to the Basic Financial Statements
For the Fiscal Year Ended June 30, 2002**

NOTE 1 - SUMMARY OF SIGNIFICANT ACCOUNTING POLICIES (Continued)

I. Capital Assets and Depreciation (Continued)

2. Depreciation

All capital assets, except for land, are depreciated. Depreciation has been provided using the straight-line method over the following estimated useful lives:

Description	Estimated Lives (in years)
Land Improvements	20
Buildings	100
Furniture, Fixtures and Equipment	5 - 10
Vehicles	5 - 10

J. Long-Term Obligations

Long-term liabilities are being repaid from the following funds:

Obligation	Fund
General Obligation Long-Term Note	Bond Retirement Fund
Capital Leases	General Fund Permanent Improvement Fund Food Service Fund
Compensated Absences	General Fund Food Service Fund Adult Education Fund

K. Compensated Absences and Salary Related Payments

The District has implemented the provisions of Section C60 of the 2002 GASB Codification. Vacation benefits are accrued as a liability as the benefits are earned if the employee's rights to receive compensation are attributable to services already rendered and it is probable that the District will compensate its employees for the benefits through paid time off or some other means. Sick leave benefits are accrued as a liability using the vesting method. The liability includes the employees who are currently eligible to receive severance benefits and those the District has identified as probable of receiving payment in the future and other salary related payments. The amount is based on accumulated sick leave and employee's wage rates at year-end, taking into consideration any limits specified in the District's severance policy. For governmental funds, that portion of unpaid compensated absences that is expected to be paid using expendable, available resources is reported as an expenditure in the fund from which the individual earning the leave is paid, and a corresponding liability is reflected in the account "Compensated Absences Payable." In the government wide statement of net assets, the current portion of "Compensated Absences Payable" is recorded within the "Due within one year" account and the long-term portion of the liability is recorded within the "Due in more than one year" account.

***Notes to the Basic Financial Statements
For the Fiscal Year Ended June 30, 2002***

NOTE 1 - SUMMARY OF SIGNIFICANT ACCOUNTING POLICIES (Continued)

L. Net Assets

Net assets represent the difference between assets and liabilities. Net assets invested in capital assets, net of related debt consists of capital assets, net of accumulated depreciation, reduced by the outstanding balances of any borrowings used for the acquisition, construction of improvement of those assets. Net assets are reported as restricted when there are limitations imposed on their use either through the enabling legislation adopted by the District or through external restrictions imposed by creditors, grantors or laws or regulations of other governments.

The District applies restricted resources when an expense is incurred for purposes for which both restricted and unrestricted net assets are available.

M. Pensions

The provision for pension costs is recorded when the related payroll is accrued and the obligation is incurred.

N. Intergovernmental Revenues

Reimbursement type grants are recorded as receivables and revenues when the related expenditures are incurred with the exception of those grants where the grant period extends past June 30. For these grants, prepayment amounts that exceed related expenditures are reported as deferred revenue.

O. Interfund Activity

Exchange transactions between governmental funds are eliminated on the government-wide statements.

Exchange transactions between funds are reported as revenues in the seller funds and as expenditures/expenses in the purchaser funds. Flows of cash or goods from one fund to another without a requirement for repayment are reported as interfund transfers. Interfund transfers are reported as other financing sources/uses in governmental funds and after nonoperating revenues/expenses in proprietary funds. Repayments from funds responsible for particular expenditures/expenses to the funds that initially paid for them are not presented on the financial statements.

P. Reservations of Fund Balance

Reserves indicate that a portion of fund balance is not available for expenditure or is legally segregated for a specific future use. Fund balances are reserved for debt service, endowments, property taxes, budget stabilization and encumbered amounts which have not been accrued at year end. The reserve for property taxes represents taxes recognized as revenue under generally accepted accounting principles, but not available for appropriation under State statute. The reserve for budget stabilization is required by State statute.

**Notes to the Basic Financial Statements
For the Fiscal Year Ended June 30, 2002**

NOTE 1 - SUMMARY OF SIGNIFICANT ACCOUNTING POLICIES (Continued)

Q. Estimates

The preparation of the financial statements in conformity with generally accepted accounting principles requires management to make estimates and assumptions that affect the amounts reported in the financial statements and accompanying notes. Actual results could differ from those estimates.

R. Operating Revenues and Expenses

Operating revenues are those revenues that are generated directly from the primary activity of the proprietary funds. For the District, these revenues are interfund charges for the internal service funds. Operating expenses are necessary costs incurred to provide the good or service that is the primary activity of the fund.

S. Extraordinary and Special Items

Extraordinary items are transactions or events that are both unusual in nature and infrequent in occurrence. Special items are transactions or events that are within the control of the Board of Education and that are either unusual in nature or infrequent in occurrence. Neither type of transaction occurred during fiscal year 2002.

NOTE 2 – RECONCILIATION OF GOVERNMENT-WIDE AND FUND FINANCIAL STATEMENTS

A. Explanation Of Certain Differences Between The Governmental Fund Balance Sheet And The Government-Wide Statement Of Net Assets

The governmental fund balance sheet includes a reconciliation between fund balance – total governmental funds and net assets of governmental funds as reported in the government-wide statement of net assets. The following is a detailed listing of those reconciling items that are net adjustments or a combination of several transactions:

Other long-term assets not available to pay for current-period expenditures:

Delinquent Tax Revenue	\$1,155,212
Grants Receivable	<u>8,828,773</u>
	\$9,983,985

Long-Term liabilities not reported in the funds:

Accrued Interest Payable on Long-Term Note	(\$584)
SERS Payable	(3,455,642)
SERS Surcharge Payable	(215,437)
Long-Term Note Payable	(319,506)
Capital Leases Payable	(1,606,436)
Compensated Absences Payable	<u>(47,314,053)</u>
	(\$52,911,658)

TOLEDO CITY SCHOOL DISTRICT, OHIO

**Notes to the Basic Financial Statements
For the Fiscal Year Ended June 30, 2002**

NOTE 2 – RECONCILIATION OF GOVERNMENT-WIDE AND FUND FINANCIAL STATEMENTS (Continued)

B. Explanation Of Certain Differences Between The Governmental Fund Statement Of Revenues, Expenditures, And Changes In Fund Balances And The Government-Wide Statement Of Activities

The governmental fund statement of revenues, expenditures, and changes in fund balances includes a reconciliation between net changes in fund balances – total governmental funds and changes in net assets of governmental activities as reported in the government – wide statement of activities. The following is a detailed listing of those reconciling items that are net adjustments or a combination of several transactions:

Amount by which depreciation exceeded capital outlay in the current period:

Capital Outlay	\$1,916,682
Depreciation Expense	<u>(3,700,951)</u>
	(\$1,784,269)

Governmental revenues not reported in the funds:

Decrease in Delinquent Tax Revenue	(\$2,489,559)
Increase in Grants Receivable	<u>1,438,020</u>
	(\$1,051,539)

Net amount of long-term debt issuance and bond and lease principal payments:

Long-Term Note Principal Payment	\$93,000
Capital Lease Payments	<u>1,281,779</u>
	\$1,374,779

Expenses not requiring the use of current financial resources:

Increase in Compensated Absences Payable	(\$12,644,921)
Increase in Long-Term Pension Liability	<u>(1,238,180)</u>
	(\$13,883,101)

NOTE 3 – CHANGES IN ACCOUNTING PRINCIPLE AND RESTATEMENT OF FUND BALANCE

A. Changes in Accounting Principles

During fiscal year 2002, the School District increased the capitalization level of its governmental activities capital assets from \$1,000 to \$5,000, which resulted in a restatement to the governmental activities capital assets. In addition to the change in the capitalization level of the governmental activities capital assets, the School District also had several reclasses of funds from one fund type to another.

**Notes to the Basic Financial Statements
For the Fiscal Year Ended June 30, 2002**

NOTE 3 – CHANGES IN ACCOUNTING PRINCIPLES AND RESTATEMENT OF FUND BALANCE (Continued)

A. Changes in Accounting Principles (Continued)

For fiscal year 2002, the School District has implemented GASB Statement No. 34, “*Basic Financial Statements – and Management’s Discussion and Analysis – for State and Local Governments*”; GASB Statement No. 37, “*Basic Financial Statements for State and Local Governments: Omnibus*”; GASB Statement No. 38, “*Certain Financial Statement Note Disclosures*”; and GASB Interpretation No. 6, “*Recognition and Measurement of Certain Liabilities and Expenditures in Governmental Fund Financial Statement.*” At June 30, 2001, there was no effect on fund balance as a result of implementing GASB Statements 36, 37 and 38, or Interpretation No. 6.

GASB 34 creates new basic financial statements for reporting on the School District’s financial activities. The financial statements now include government-wide financial statements prepared on an accrual basis of accounting and fund financial statements which present information for individual major funds rather than by fund type. Nonmajor funds are presented in total in one column.

The government-wide financial statements present the School District’s programs as governmental activities. The beginning net asset amount for governmental programs reflects the change in fund balance for governmental funds at June 30, 2001, caused by the elimination of the internal service fund and the conversion to the accrual basis of accounting.

B. Restatement of Fund Balance

The changes to the beginning retained earnings/fund balance, as well as the transition from fund balance to net assets of the governmental activities are as follows:

	<u>Governmental Activities</u>	<u>Proprietary Funds</u>
Fund Balance June 30, 2001	\$26,954,211	\$5,913,052
Adjustments:		
Reclassified funds from Enterprise Funds to Special Revenue Funds	<u>436,220</u>	<u>(436,220)</u>
Total Prior Period Adjustments	<u>436,220</u>	<u>(436,220)</u>
GASB 34 Adjustments:		
Capital Assets	48,856,027	(672,938)
Internal Service Fund	5,208,454	(5,208,454)
Add: Permanent Fund	823,966	0
SERS and SERS Surcharge	(2,432,900)	188,746
Long-Term Liabilities	(37,969,853)	215,814
Long-Term (Deferred) Assets	<u>11,035,524</u>	<u>0</u>
Net Assets, June 30, 2001	<u>\$52,911,649</u>	<u>\$0</u>

TOLEDO CITY SCHOOL DISTRICT, OHIO

**Notes to the Basic Financial Statements
For the Fiscal Year Ended June 30, 2002**

NOTE 4 - COMPLIANCE AND ACCOUNTABILITY

A. Fund Deficits

The fund deficits at June 30, 2002 of \$5,556 in the Career Development Fund, \$2,795,589 in the Pupil Impact Aid Fund, \$78,953 in the Alternative Schools Fund, \$209,569 in the Adult Basic Education Fund, \$631,294 Special Education Handicapped Fund, \$421,449 in the Vocational Education Fund, \$4,757 in the EHA Preschool Handicapped Fund (special revenue funds) and \$54,989 in the VEA Equipment Fund (capital projects fund) arise from the recognition of expenditures on the modified accrual basis which are greater than expenditures recognized on the budgetary basis. The accumulated deficit of \$9,741,377 in the Health Insurance Fund (internal service fund) arises from the recognition of expenses on the accrual basis of accounting, which are greater than expenses on the cash basis of accounting. The deficits do not exist under the budgetary/cash basis of accounting. The General Fund provides operating transfers when cash is required, not when accruals occur.

B. Excess of Expenditures Over Appropriations

At year end, the District was not in compliance with Ohio Revised Code 5705.41(B) since certain expenditures exceeded appropriations as follows:

<u>Fund/Function</u>	<u>Excess</u>
General Fund:	
Instructional Services:	
Regular:	
Capital Outlay	\$3,149,492
Special:	
Supplies and Materials	1,343
Total Instructional Services	<u>3,150,835</u>
Support Services:	
Administration:	
Fringe Benefits	143,088
Total General Fund	<u><u>3,293,923</u></u>

***Notes to the Basic Financial Statements
For the Fiscal Year Ended June 30, 2002***

NOTE 5 - CASH, CASH EQUIVALENTS AND INVESTMENTS

Cash resources of several individual funds are combined to form a pool of cash, cash equivalents and investments. In addition, investments are separately held by a number of individual funds.

Statutes require the classification of funds held by the District into three categories. Category 1 consists of “active” funds - those funds required to be kept in a “cash” or “near cash” status for immediate use by the District. Such funds must be maintained either as cash in the District Treasury or in depository accounts payable or withdrawable on demand, including negotiable order of withdrawal (NOW) accounts.

Category 2 consists of “inactive” funds - those funds not required for use within the current five year period of designation of depositories. Inactive funds may be deposited or invested only as certificates of deposit maturing not later than the end of the current period of designation of depositories.

Category 3 consists of “interim” funds - those funds which are not needed for immediate use but, which will be needed before the end of the current period of designation of depositories. Interim funds may be invested or deposited in the following securities:

- United States treasury notes, bills, bonds, or any other obligation or security issued by the United States treasury or any other obligation guaranteed as to principal or interest by the United States;
- Bonds, notes, debentures, or any other obligations or securities issued by any federal government agency or instrumentality, including but not limited to, the federal national mortgage association, federal home loan bank, federal farm credit bank, federal home loan mortgage corporation, government national mortgage association, and student loan marketing association. All federal agency securities shall be direct issuances of federal government agencies or instrumentalities;
- Written repurchase agreements in the securities listed above provided that the market value of the securities subject to the repurchase agreement must exceed the principal value of the agreement by at least two percent and be marked to market daily, and that the term of the agreement must not exceed thirty days;
- Interim deposits in eligible institutions applying for interim funds;
- Bonds and other obligations of the State of Ohio;
- No-load money market mutual funds consisting exclusively of obligations described in the first two bullets of this section and repurchase agreements secured by such obligations, provided that investments in securities described in this division are made only through eligible institutions, and
- The State Treasury Asset Reserve of Ohio (STAR Ohio).

***Notes to the Basic Financial Statements
For the Fiscal Year Ended June 30, 2002***

NOTE 5 - CASH, CASH EQUIVALENTS AND INVESTMENTS (Continued)

Ohio Law requires that deposits be placed in eligible banks or savings and loan associations located in Ohio. Any public depository in which the District places deposits must pledge as collateral eligible securities of aggregate market value equal to the excess of deposits not insured by the Federal Deposit Insurance Corporation (FDIC). The securities pledged as collateral are pledged to a pool for each individual financial institution in amounts equal to at least 105% of the carrying value of all public collateral are limited to obligations of the United States and its agencies and obligations of the State of Ohio, county, municipal corporation or other legally constituted authority of the State of Ohio, or any instrumentality of such county, municipal corporation or other authority. Based upon criteria described in GASB Statement No. 3, "*Deposits With Financial Institutions, Investments (including Repurchase Agreements) and Reverse Repurchase Agreements,*" collateral held in single financial institution collateral pools with securities being held by the pledging financial institutions' agent in the pool's name are classified as Category 3.

The Governmental Accounting Standards Board has established risk categories for deposits and investments as follows:

Deposits:

- Category 1 Insured or collateralized with securities held by the District or by its agent in the District's name.
- Category 2 Collateralized with securities held by the pledging financial institution's trust department or agent, in the District's name.
- Category 3 Collateralized with securities held by the pledging financial institution's trust department or agent, but not in the District's name.

Investments:

- Category 1 Insured or registered securities held by the District or its agent in the District's name.
- Category 2 Uninsured and unregistered, with securities held by the counterparty's trust department or agent in the District's name.
- Category 3 Uninsured and unregistered, with securities held by the counterparty or by its trust department or agent but not in the District's name.

TOLEDO CITY SCHOOL DISTRICT, OHIO

**Notes to the Basic Financial Statements
For the Fiscal Year Ended June 30, 2002**

NOTE 5 - CASH, CASH EQUIVALENTS AND INVESTMENTS (Continued)

Amounts available for deposit or investment are as follows:

	<u>Book Value</u>	<u>Deposits</u>	<u>Investments</u>
Pooled Cash and Cash Equivalents:			
Unrestricted	\$64,958,454	\$64,958,454	\$0
Restricted	5,340,671	5,340,671	0
Cash With Fiscal Agents	1,032,191	1,032,191	0
Reconciling Items (Net)	6,225,415	6,225,415	0
Pooled Cash and Cash Equivalents			
Classified as Investments		<u>(50,664,433)</u>	<u>50,664,433</u>
Total available for deposit and investment (Bank balances of deposit/carrying amounts of deposit)	<u>\$77,556,731</u>	\$26,892,298	<u>\$50,664,433</u>

To facilitate better management of the District's resources, substantially all cash is combined in pooled operating accounts. The amounts reflected as cash in the balance sheet represent the individual fund's equity in pooled cash balances. Cash in excess of current needs is invested on a pooled investment basis and earnings there from are allocated to each fund on the basis of its cash balance at the end of each month.

A. Deposits

The bank balance of the District's deposits with financial institutions was \$20,666,883 categorized as follows:

Amount insured by the FDIC or collateralized with securities held by the District in its name.	\$500,377
Amount collateralized with securities held by the pledging financial institution's trust department in the District's name.	0
Un-collateralized (bank balance that is collateralized with securities held by the pledging financial institution's trust department but not in the name of the District.)	<u>20,166,506</u>
Total Deposits	<u>\$20,666,883</u>

TOLEDO CITY SCHOOL DISTRICT, OHIO

**Notes to the Basic Financial Statements
For the Fiscal Year Ended June 30, 2002**

NOTE 5 - CASH, CASH EQUIVALENTS AND INVESTMENTS (Continued)

B. Investments

The District's investments at June 30, 2002 are summarized below:

<u>Categorized Investments</u>	<u>Category 1</u>	<u>Category 2</u>	<u>Category 3</u>	<u>Reported Amount</u>	<u>Fair Value</u>
U.S. Agency Securities	\$0	\$14,290,159	\$0	\$14,290,159	\$14,294,678
Commercial Paper	14,969,176	0	0	14,969,176	14,981,764
Repurchase Agreements	0	0	16,193,994	16,193,994	16,193,617
Total Categorized Investments	14,969,176	14,290,159	16,193,994	45,453,329	45,470,059
<u>Non-Categorized Investments</u>					
STAR Ohio	0	0	0	5,211,105	5,211,105
Total Non-Categorized Investments	0	0	0	5,211,105	5,211,105
Total Investments	\$14,969,176	\$14,290,159	\$16,193,994	\$50,664,434	\$50,681,164

The District's investments in the State Treasurer's pool (STAR Ohio) are not categorized because it is not evidenced by securities that exist in physical or book entry form. Investments in STAR Ohio are backed by the securities purchased by STAR Ohio. Historically, over 90% of investments purchased by STAR Ohio are U.S. Government Obligations and all securities purchased are held in a third party custodial arrangement on behalf of STAR Ohio. STAR Ohio is not registered with the SEC as an investment company, but does operate in a manner consistent with Rule 2a7 of the Investment Company Act of 1940. Investments in STAR Ohio are valued per share, which is the price the investment could be sold for on June 30, 2002.

NOTE 6 - PROPERTY TAXES

Property taxes include amounts levied against all real estate and public utility property, and tangible personal property used in business and located in the District. Real property taxes (other than public utility) collected during 2002 were levied after October 1, 2001 on assessed values as of January 1, 2001, the lien date. Assessed values are established by the County Auditor at 35 percent of appraised market value. All property is required to be reappraised every six years and equalization adjustments made the third year following reappraisal. The most recent revaluation is to be completed in November 2003. Real property taxes are payable annually or semi-annually. The first payment is due January 20, with the remainder payable by June 20.

TOLEDO CITY SCHOOL DISTRICT, OHIO

**Notes to the Basic Financial Statements
For the Fiscal Year Ended June 30, 2002**

NOTE 6 - PROPERTY TAXES (Continued)

Taxes collected from tangible personal property (other than public utility) in one calendar year are levied in the prior calendar year on assessed values during and at the close of the most recent fiscal year of the taxpayer that ended on or before March 31 of that calendar year, and at the tax rates determined in the preceding year. Tangible personal property used in business (except for public utilities) is currently assessed for ad valorem taxation purposes at 25 percent of its true value. In 2002, each business was eligible to receive a \$10,000 exemption in assessed value that was reimbursed by the State. Amounts paid by multi-county taxpayers are due September 20 of the year assessed. Single county taxpayers may pay annually or semi-annually, the first payment is due April 30; with the remainder payable by September 20.

Public utility real and tangible personal property taxes collected in one calendar year are levied in the preceding calendar year on assessed values determined as of December 31 of the second year preceding the tax collection year, the lien date. Certain public utility tangible personal property is currently assessed at 100 percent of its true value. Public utility property taxes are payable on the same dates as real property described previously.

The County Treasurer collects property taxes on behalf of all taxing districts in the County including Toledo City School District. The County Auditor periodically remits to the District its portion of the taxes collected. The assessed values for collection in 2002, upon which the 2001 levies were based, were as follows:

	2001 Second Half Collections	2002 First Half Collections
Real Estate	\$2,322,609,060	\$2,305,922,380
Tangible Personal and Public Utility Property	590,234,810	540,068,105
Total Assessed Value	<u>\$2,912,843,870</u>	<u>\$2,845,990,485</u>
Tax rate per \$1,000 of assessed valuation	\$63.00	\$63.00

NOTE 7 - RECEIVABLES

Receivables at June 30, 2002 consisted of taxes, accounts receivable and intergovernmental receivables.

TOLEDO CITY SCHOOL DISTRICT, OHIO

**Notes to the Basic Financial Statements
For the Fiscal Year Ended June 30, 2002**

NOTE 8 - INTERFUND RECEIVABLES/PAYABLES

Interfund loans receivable/payable and advances to/from other funds – short-term loans at June 30, 2002 from one individual fund to another are as follows:

Receivable Fund	Payable Fund	Amount
General Fund	Other Governmental Fund:	\$1,781,052

NOTE 9 - OPERATING TRANSFERS

Following is a summary of operating transfers in and out for all funds at June 30, 2001:

Fund	Transfer In	Transfer Out
General Fund	\$49,286	\$3,329,971
Debt Service Fund	0	1,453,765
Permanent Improvement Capital Projects Fund	1,586,265	0
Other Governmental Funds	2,196,165	47,980
Internal Service Funds	1,000,000	0
Total All Funds	<u>\$4,831,716</u>	<u>\$4,831,716</u>

Operating transfers are used to (a) move revenues from the fund that statute or budget requires to collect them to the fund that statute or budget requires to expend them and to (b) use unrestricted revenues collected in the general fund to finance various programs accounted for in other funds in accordance with budgetary authorizations.

This space intentionally left blank.

TOLEDO CITY SCHOOL DISTRICT, OHIO

**Notes to the Basic Financial Statements
For the Fiscal Year Ended June 30, 2002**

NOTE 10 - CAPITAL ASSETS

A. Governmental Activities Capital Assets

Summary by category of changes in governmental activities capital assets at June 30, 2002:

Historical Cost:

Class	Restated June 30, 2001	Additions	Deletions	June 30, 2002
<i>Capital assets not being depreciated:</i>				
Land	\$9,537,451	\$0	\$0	\$9,537,451
<i>Capital assets being depreciated:</i>				
Land Improvements	9,337,804	0	0	9,337,804
Buildings	64,299,980	477,428	0	64,777,408
Building Improvements	41,654,620	923,399	0	42,578,019
Machinery and Equipment	2,488,781	470,555	0	2,959,336
Vehicles	7,469,260	45,300	0	7,514,560
Total Cost	\$134,787,896	\$1,916,682	\$0	\$136,704,578

Accumulated Depreciation:

Class	Restated June 30, 2001	Additions	Deletions	June 30, 2002
Land Improvements	(\$6,633,508)	(\$315,122)	\$0	(\$6,948,630)
Buildings	(48,695,627)	(1,240,121)	0	(49,935,748)
Building Improvements	(22,891,156)	(1,514,373)	0	(24,405,529)
Machinery and Equipment	(1,832,850)	(187,406)	0	(2,020,256)
Vehicles	(5,878,728)	(443,929)	0	(6,322,657)
Total Depreciation	(\$85,931,869)	(\$3,700,951) *	\$0	(\$89,632,820)
<i>Net Value:</i>	\$48,856,027			\$47,071,758

* Depreciation expenses were charged to governmental functions as follows:

Instruction	(\$2,636,111)
Support Services	(626,359)
Non-Instructional Services	(272,192)
Extracurricular Activities	(166,289)
Total Depreciation Expense	(\$3,700,951)

***Notes to the Basic Financial Statements
For the Fiscal Year Ended June 30, 2002***

NOTE 11 - DEFINED BENEFIT PENSION PLANS

All of the District's full-time employees participate in one of two separate retirement systems which are cost-sharing, multiple-employer defined benefit pension plans.

A. School Employees Retirement System of Ohio (SERS of Ohio)

All non-certified employees of the District, with minor exceptions, performing duties that do not require a certificate issued by the Ohio Department of Education are eligible to participate in the School Employees Retirement System of Ohio, a cost-sharing, multiple-employer public employee retirement system.

The SERS of Ohio provides retirement and disability benefits, annual cost-of-living adjustments and survivor benefits to plan members and beneficiaries. Authority to establish and amend benefits is provided by state statute per Chapter 3309 of the Ohio Revised Code. The SERS of Ohio issues a stand-alone financial report that includes financial statements and required supplementary information for the SERS of Ohio. Interested parties may obtain a copy by making a written request to SERS, 45 North Fourth Street, Columbus, Ohio 43215-3634 or by calling (614) 222-5853.

The Ohio Revised Code provides statutory authority for District and employee contributions of 14% and 9% respectively. The contribution rates are determined actuarially, and are established and may be amended, up to statutory amounts, by the School Employees Retirement Board (Retirement Board) within the rates allowed by State statute. The required employer contribution rate is allocated to basic retirement benefits and health care by the Retirement Board. For fiscal year 2002, 5.46% was allocated to fund the pension benefit and 8.54% to fund health care. For fiscal years 2001 and 2000, 4.2% was allocated to fund the pension benefit and 9.8% to fund health care. The District's contributions to the SERS of Ohio for the years ending June 30, 2002, 2001, and 2000 were \$6,621,108, \$6,029,225, and \$6,638,421, respectively; 30.41% has been contributed for fiscal year 2002 and 100% for fiscal years 2001 and 2000. The unpaid contribution for fiscal year 2002 in the amount of \$4,607,523 is recorded as a liability within the respective funds.

The Ohio Revised Code gives SERS the discretionary authority to provide postretirement health care to retirees and their dependents. Coverage is made available to service retirees with ten or more years of qualifying service credit, disability and survivor benefit recipients. Members retiring on or after August 1, 1989 with less than twenty-five years of service credit must pay a portion of their premium for health care. The portion is based on years of service up to a maximum of 75% of the premium. The portion of the 2002 employer contribution rate that was used to fund health care for the year 2002 was 8.54%. In addition, SERS levies a surcharge to fund health care benefits equal to 14% of the difference between minimum pay and the member's pay, prorated for partial service credit. For fiscal year 2002, the minimum pay has been established as \$12,400. The amount contributed to fund health care benefits, including the surcharge amounted to \$4,038,876.

***Notes to the Basic Financial Statements
For the Fiscal Year Ended June 30, 2002***

NOTE 11 - DEFINED BENEFIT PENSION PLANS (Continued)

A. School Employees Retirement System of Ohio (SERS of Ohio) (Continued)

Health care benefits are financed on a pay-as-you-go basis. The number of retirees and covered dependents currently receiving benefits is approximately 50,000. The target level for the health care reserve is 150% of annual health care expenses. Expenses for health care at June 30, 2001 (the latest information available) were \$161,439,934 and the target level was \$242.2 million. Net assets available for payment of benefits at June 30, 2001 was \$315.7 million.

B. State Teachers Retirement System of Ohio (STRS of Ohio)

All certified employees of the District are eligible to participate in the State Teachers Retirement System of Ohio, a cost-sharing, multiple-employer public employee retirement system.

The STRS of Ohio provides retirement and disability benefits, annual cost-of-living adjustments and survivor benefits based on eligible service credit to plan members and beneficiaries. Benefits are established by Chapter 3307 of the Ohio Revised Code. The STRS of Ohio issues a stand-alone financial report that includes financial statements and required supplementary information for the STRS of Ohio. Interested parties may obtain a copy by making a written request to STRS, 275 East Broad Street, Columbus, Ohio 43215-3771 or by calling (614) 227-4090.

The Ohio Revised Code provides statutory authority for District and employee contributions of 14% and 9.3%, respectively. The contribution requirements of plan members and the District are established and may be amended by the State Teachers Retirement Board, upon recommendation of its consulting actuary, not to exceed statutory maximum rates of 10% for members and 14% for employers. At June 30, 2002, 9.5% was allocated to fund the pension benefit and 4.5% to fund health care. The District's contributions to the STRS of Ohio for the years ending June 30, 2002, 2001, and 2000 were \$13,910,092, \$8,828,618, and \$8,894,754, respectively; 81.03% has been contributed for fiscal year 2002 and 100% for fiscal years 2001 and 2000. The unpaid contribution for fiscal year 2002, in the amount of \$3,887,812, is recorded as a liability within the respective funds.

STRS provides postemployment health care benefits to retirees and their dependents. Coverage includes hospitalization, physician fees, prescription drugs and reimbursement of monthly Medicare premiums. All benefit recipients and sponsored dependents are eligible for health care coverage. Pursuant to the Revised Code, the State Teachers Retirement Board has discretionary authority over how much, if any, of the health care cost will be absorbed by STRS. Most benefit recipients pay a portion of the health care cost in the form of a monthly premium.

Benefits are funded on a pay-as-you-go basis through an allocation of employer contributions to a Health Care Reserve Fund. For the fiscal year ended June 30, 2002, the board allocated employer contributions are equal to 4.5% of covered payroll to the Health Care Reserve Fund, which amounted to \$4,471,101 for the District. The balance of the Health Care Reserve Fund was \$3.256 billion at June 30, 2001 (the latest information available). For the fiscal year ended June 30, 2001, the net health care costs paid by STRS were \$369,354,000. There were 102,132 eligible benefit recipients.

TOLEDO CITY SCHOOL DISTRICT, OHIO

**Notes to the Basic Financial Statements
For the Fiscal Year Ended June 30, 2002**

NOTE 12- LONG-TERM DEBT AND OTHER OBLIGATIONS

Long-term debt and other long-term obligations of the District at June 30, 2002 were as follows:

Description	Balance June 30, 2001	Issued	(Retired)	Balance June 30, 2002	Amount Due Within One Year
Governmental Activities:					
<u>General Obligation Long-Term Note:</u>					
1987 EPA Promissory Note	\$412,506	\$0	(\$93,000)	\$319,506	\$93,000
<u>Obligations Under Capital Lease:</u>					
Governmental Activities	2,888,215	0	(1,281,779)	1,606,436	1,057,709
<u>Other Obligations:</u>					
Compensated Absences	34,669,132	17,051,421	(4,406,500)	47,314,053	236,771
Long-Term Debt and Other Long-Term Obligations	<u>\$37,969,853</u>	<u>\$17,051,421</u>	<u>(\$5,781,279)</u>	<u>\$49,239,995</u>	<u>\$1,387,480</u>

During Fiscal Year 1987 the District issued a promissory note in the amount of \$1,668,006 at 0.00% for the purpose of asbestos removal.

A summary of the District's future long-term debt funding requirements for the long-term note, including principal and interest payments as of June 30, 2002, follows:

Years	General Obligation Long-Term Note		
	Principal	Interest	Total
2003	\$93,000	\$0	\$93,000
2004	93,000	0	93,000
2005	93,000	0	93,000
2006	40,506	0	40,506
Totals	<u>\$319,506</u>	<u>\$0</u>	<u>\$319,506</u>

TOLEDO CITY SCHOOL DISTRICT, OHIO

**Notes to the Basic Financial Statements
For the Fiscal Year Ended June 30, 2002**

NOTE 13 - CAPITAL LEASE COMMITMENTS

The District has entered into certain other agreements to lease equipment and other assets. Such agreements are, in substance, purchases (capital leases) and are accounted for in the Governmental Activities Capital Assets and the related liability in the Governmental Activities Other Long-Term Obligations. The District did not enter into any capital lease obligations during fiscal year 2002. The original cost of the assets under capital lease amounted to \$374,748 for vehicles and \$5,315,832 in machinery and equipment.

The following is a schedule of the future minimum lease payments under the capital leases together with the present value of the net minimum lease payments as of June 30, 2002

<u>Year Ending June 30,</u>	<u>Capital Leases</u>
2003	\$1,137,728
2004	536,009
2005	<u>37,637</u>
Minimum Lease Payments	1,711,374
Less: Amount representing interest at the District's incremental borrowing rate of interest	<u>(104,938)</u>
Present value of minimum lease payments	<u><u>\$1,606,436</u></u>

NOTE 14 - ENDOWMENTS

The Toledo City School District has various endowments/trusts whereby the original endowment/trust agreement restricts the principal for specified purposes. For the year ended June 30, 2002, the net appreciation on investments of donor-restricted endowments was \$25,600. Under the terms of the endowment/trust, and consistent with State statutes, the District is authorized to spend the net appreciation from the trust for any disbursements that are consistent with the original trust agreement. At June 30, 2002, accumulated available net appreciation of \$341,106 is reported in unrestricted net assets.

NOTE 15 - RISK MANAGEMENT

The District is exposed to financial loss resulting from District-caused damage to property or bodily injuries or illness of employees, unemployment compensation benefits to previous employees, and employee health care, prescription drug, dental and life insurance benefits. The Administrative Services - Employee Benefit Self-Insurance Fund, an internal service fund, is used to account for, and finance self-insurance activities. This fund includes prescription drug, dental and life insurance benefits. The District also maintains an Administrative Services - Workers Compensation Fund, which was established under the State of Ohio's retrospective rating plan provisions. These costs are also accounted for in an Internal Service fund.

TOLEDO CITY SCHOOL DISTRICT, OHIO

**Notes to the Basic Financial Statements
For the Fiscal Year Ended June 30, 2002**

NOTE 15 - RISK MANAGEMENT (Continued)

In accordance with section C50.141 of the 2002 GASB Codification, estimated liabilities are accrued in all Self-Insurance funds for the value of current outstanding claims and claims incurred but not reported (IBNR). Annual actuarial studies are performed for the Employee Benefit Self Insurance and Workers Compensation Funds to determine the recommended funding levels for related risk areas. The claims liability of \$10,388,100 (Accrued Wages and Benefits) reported in the Employee Benefit Self - Insurance Fund and \$2,114,010 (Intergovernmental Payable) in the Workers Compensation Self-Insurance Fund is based on the requirements of Government Accounting Standards Board Statement 10 as amended by Government Accounting Standards Board Statement 30. This statement requires that a liability for claims be reported if information indicates, prior to the issuance of the financial statements, that it is probable that a liability has been incurred at the date of the financial statements and the amount of the loss can be reasonably estimated.

Changes in the fund's claims liability amount in 2000, 2001 and 2002 were:

<u>Fiscal Year</u>	<u>Beginning of Fiscal Year Liability</u>	<u>Current Year Claims and Changes in Estimates</u>	<u>Balance at Fiscal Year End</u>
2000	\$4,118,879	\$5,674,043	\$9,792,922
2001	9,792,922	(2,156,242)	7,636,680
2002	7,636,680	4,865,430	12,502,110

District property, employee health care, and all other insurance coverage's are provided by commercial insurance policies. Settled claims have not exceeded this commercial coverage in any of the past three years. There has been no significant reduction in insurance coverages from coverages in the prior year.

NOTE 16 – STATUTORY RESERVES

The District is required by state law to set aside certain general fund revenue amounts, as defined, into various reserves. During the fiscal year ended June 30, 2002, the reserve activity (cash-basis) was as follows:

	<u>Materials and Supplies</u>	<u>Capital Maintenance</u>	<u>Budget Stabilization</u>	<u>Total</u>
Set-aside Cash Balance as of June 30, 2001	\$0	\$0	\$5,340,671	\$5,340,671
Current Year Set-Aside Requirement	5,704,319	5,704,319	0	11,408,638
Current Year Offset Credits	(10,927)	(4,542,181)	0	(4,553,108)
Qualifying Disbursements	(6,775,131)	(12,421,051)	0	(19,196,182)
Total	<u>(\$1,081,739)</u>	<u>(\$11,258,913)</u>	<u>\$5,340,671</u>	<u>(\$6,999,981)</u>
Cash Balance Carried Forward to FY 2003	<u>(\$1,081,739)</u>	<u>\$0</u>	<u>\$5,340,671</u>	<u>\$4,258,932</u>

***Notes to the Basic Financial Statements
For the Fiscal Year Ended June 30, 2002***

NOTE 16 – STATUTORY RESERVES (Continued)

The District had additional offsets and qualifying disbursements during the year in the Materials and Supplies set-aside that may be used to reduce the set-aside requirements of future years. Although the District had offsets and qualifying disbursements during the year that reduced the Capital Maintenance set-aside amount below zero, the extra amount may not be used to reduce the Capital Maintenance set-aside requirements of future years. Negative amounts are therefore not presented as being carried forward to the next fiscal year for Capital Maintenance.

NOTE 17 - CONTINGENCIES

A. Grants

The District receives financial assistance from federal and state agencies in the form of grants. The disbursement of funds received under these programs generally requires compliance with terms and conditions specified in the grant agreements and is subject to audit by the grantor agencies. Any disallowed claims resulting from such audits could become a liability of the general fund or other applicable funds. However, in the opinion of management, any such disallowed claims will not have a material adverse effect on the overall financial position of the District at June 30, 2002.

B. Litigation

The District is a party to several legal proceedings which seek damages or injunctive relief generally incidental to its operations and pending projects as of June 30, 2002.

C. State School Funding

On December 11, 2002, the Ohio Supreme Court issued its latest opinion regarding the State's school funding plan. The decision reaffirmed earlier decisions that Ohio's current-funding plan is unconstitutional.

The Supreme Court relinquished jurisdiction over the case and directed, 'the Ohio General Assembly to enact a school-funding scheme that is thorough and efficient.' The District is currently unable to determine what effect, if any, this decision will have on its future State funding and its financial operations.

NOTE 18 – SUBSEQUENT EVENT

On November 5, 2002, District's taxpayers approved a 4.99 mill capital improvement and maintenance bond levy to renovate or re-build the District's 69 aging school buildings. The levy will generate approximately \$184 million for the building project (approximately 23% of basic project costs) and an additional \$24 million for Local Funded Initiatives. The State of Ohio through the Ohio School Facilities Commission will provide approximately \$614 million (representing approximately 77% of basic project costs). The building project will be phased in over a twelve (12) year period in six (6) construction segments. The District will issue School Facilities Improvement Bonds as construction segments require.

*COMBINING AND INDIVIDUAL FUND
STATEMENTS AND SCHEDULES*

*THE FOLLOWING COMBINING STATEMENTS AND SCHEDULES INCLUDE
THE MAJOR AND NONMAJOR GOVERNMENTAL FUNDS, INTERNAL
SERVICE FUNDS AND FIDUCIARY FUNDS.*



Major Governmental Funds

General Fund

The General Fund is used to account for ordinary operations not accounted for in any other fund. The General Fund balance is available to the District for any purpose provided it is expended or transferred according to the general laws of Ohio.

Debt Service Fund

The Debt Service Funds are used to account for the accumulation of resources and payment of general obligation bond principal and interest from governmental resources and special assessment levies when the government is obligated in some manner for the payment.

Bond Retirement Fund

To account for all revenue derived from general or special levies, either within or exceeding the ten-mill limitation, which is levied for debt charges on bonds or loans, shall be paid into this fund.

Capital Project Fund

The Capital Projects Funds are used to account for the financial resources to be used for the acquisition or construction of major capital facilities, other than those financed by proprietary or trust funds.

Permanent Improvement Fund

Used to account for all transactions related to the acquiring, construction or improving of such permanent improvements as are authorized by Chapter 5705 of the Ohio Revised Code.

TOLEDO CITY SCHOOL DISTRICT, OHIO

***Schedule of Revenues, Expenditures and Changes in
Fund Balance – Budget and Actual (Non-GAAP Budgetary Basis)
For the Fiscal Year Ended June 30, 2002***

GENERAL FUND				Variance with Final Budget Positive (Negative)
	<u>Original Budget</u>	<u>Final Budget</u>	<u>Actual</u>	
Revenues:				
Revenue from Local Sources	\$106,765,274	\$105,100,786	\$109,875,076	\$4,774,290
Revenue from State Sources	160,723,660	164,893,849	164,893,849	0
Revenue from Federal Sources	<u>1,434,000</u>	<u>983,348</u>	<u>983,348</u>	<u>0</u>
Total Revenues	268,922,934	270,977,983	275,752,273	4,774,290
Expenditures:				
Instructional Services:				
Regular:				
Salaries and Wages	70,681,159	71,862,897	71,797,702	65,195
Fringe Benefits	20,935,081	20,640,334	20,640,334	0
Purchased Services	1,423,656	1,283,301	1,271,799	11,502
Supplies and Materials	5,753,792	6,096,541	5,980,499	116,042
Other Expenditures	56,864	45,521	42,394	3,127
Capital Outlay	<u>97,481</u>	<u>166,974</u>	<u>3,316,466</u>	<u>(3,149,492)</u>
Total Regular	98,948,033	100,095,568	103,049,194	(2,953,626)
Special:				
Salaries and Wages	26,148,476	26,109,081	26,109,081	0
Fringe Benefits	7,754,493	7,045,585	7,045,585	0
Purchased Services	373,265	291,903	281,871	10,032
Supplies and Materials	289,022	275,364	276,707	(1,343)
Other Expenditures	205	150	150	0
Capital Outlay	<u>14,268</u>	<u>15,484</u>	<u>6,748</u>	<u>8,736</u>
Total Special	34,579,729	33,737,567	33,720,142	17,425
Vocational Education:				
Salaries and Wages	7,679,692	7,965,331	7,965,331	0
Fringe Benefits	2,274,424	2,054,949	2,054,949	0
Purchased Services	200,238	142,444	139,739	2,705
Supplies and Materials	511,293	521,411	510,754	10,657
Other Expenditures	32,886	26,908	26,908	0
Capital Outlay	<u>530,881</u>	<u>878,834</u>	<u>876,520</u>	<u>2,314</u>
Total Vocational Education	11,229,414	11,589,877	11,574,201	15,676
Adult/Continuing Instruction:				
Salaries and Wages	181,101	70,344	70,344	0
Fringe Benefits	<u>53,445</u>	<u>33,946</u>	<u>33,946</u>	<u>0</u>
Total Adult/Continuing Instruction	234,546	104,290	104,290	0
Other:				
Purchased Services	<u>12,663,985</u>	<u>12,711,508</u>	<u>12,706,747</u>	<u>4,761</u>
Total Other	12,663,985	12,711,508	12,706,747	4,761
Total Instructional Services	<u>157,655,707</u>	<u>158,238,810</u>	<u>161,154,574</u>	<u>(2,915,764)</u>

(Continued)

TOLEDO CITY SCHOOL DISTRICT, OHIO

***Schedule of Revenues, Expenditures and Changes in
Fund Balance – Budget and Actual (Non-GAAP Budgetary Basis)
For the Fiscal Year Ended June 30, 2002***

GENERAL FUND				Variance with Final Budget Positive (Negative)
	<u>Original Budget</u>	<u>Final Budget</u>	<u>Actual</u>	
Support Services:				
Pupils:				
Salaries and Wages	10,431,367	10,148,776	10,148,776	0
Fringe Benefits	3,079,711	2,733,039	2,732,871	168
Purchased Services	437,465	331,051	315,000	16,051
Supplies and Materials	763,544	872,037	852,273	19,764
Other Expenditures	11,851	11,302	11,302	0
Capital Outlay	57,161	38,307	37,868	439
Total Pupils	<u>14,781,099</u>	<u>14,134,512</u>	<u>14,098,090</u>	<u>36,422</u>
Instructional Staff:				
Salaries and Wages	10,135,944	9,618,251	9,618,251	0
Fringe Benefits	3,166,961	3,491,875	3,489,513	2,362
Purchased Services	766,809	650,523	642,570	7,953
Supplies and Materials	685,680	757,202	750,240	6,962
Other Expenditures	4,839	5,212	5,212	0
Capital Outlay	214,392	303,079	300,694	2,385
Total Instructional Staff	<u>14,974,625</u>	<u>14,826,142</u>	<u>14,806,480</u>	<u>19,662</u>
Board of Education:				
Salaries and Wages	57,550	57,236	57,236	0
Fringe Benefits	18,162	16,517	16,517	0
Purchased Services	28,755	14,052	12,751	1,301
Supplies and Materials	1,504	1,369	1,369	0
Other Expenditures	24,200	23,844	23,844	0
Total Board of Education	<u>130,171</u>	<u>113,018</u>	<u>111,717</u>	<u>1,301</u>
Administration:				
Salaries and Wages	12,449,773	11,991,993	11,982,857	9,136
Fringe Benefits	3,707,768	3,419,211	3,562,299	(143,088)
Purchased Services	884,481	794,284	611,484	182,800
Supplies and Materials	154,919	157,504	154,291	3,213
Other Expenditures	457,564	354,142	353,142	1,000
Capital Outlay	46,338	50,121	49,967	154
Total Administration	<u>17,700,843</u>	<u>16,767,255</u>	<u>16,714,040</u>	<u>53,215</u>
Fiscal Services:				
Salaries and Wages	2,280,445	2,335,135	2,335,135	0
Fringe Benefits	685,730	717,747	717,747	0
Purchased Services	255,470	221,011	210,881	10,130
Supplies and Materials	68,287	73,065	70,278	2,787
Other Expenditures	1,685,354	1,548,060	1,535,520	12,540
Capital Outlay	13,705	23,939	23,939	0
Total Fiscal Services	<u>4,988,991</u>	<u>4,918,957</u>	<u>4,893,500</u>	<u>25,457</u>

(Continued)

TOLEDO CITY SCHOOL DISTRICT, OHIO

***Schedule of Revenues, Expenditures and Changes in
Fund Balance – Budget and Actual (Non-GAAP Budgetary Basis)
For the Fiscal Year Ended June 30, 2002***

GENERAL FUND				Variance with Final Budget Positive (Negative)
	Original Budget	Final Budget	Actual	
Business:				
Salaries and Wages	1,423,784	1,321,242	1,321,242	0
Fringe Benefits	422,672	376,893	376,893	0
Purchased Services	540,346	395,092	390,452	4,640
Supplies and Materials	294,092	311,468	298,435	13,033
Other Expenditures	1,473	1,125	1,125	0
Capital Outlay	25,660	44,510	44,501	9
Total Business	2,708,027	2,450,330	2,432,648	17,682
Operation and Maintenance of Plant:				
Salaries and Wages	13,874,309	14,198,372	14,198,372	0
Fringe Benefits	4,133,935	4,401,459	4,401,459	0
Purchased Services	11,783,990	10,811,842	10,660,097	151,745
Supplies and Materials	1,756,489	1,711,451	1,637,275	74,176
Other Expenditures	550,836	372,042	287,785	84,257
Capital Outlay	453,549	585,141	584,871	270
Total Operation and Maintenance Of Plant	32,553,108	32,080,307	31,769,859	310,448
Pupil Transportation:				
Salaries and Wages	4,273,139	4,537,594	4,537,594	0
Fringe Benefits	1,277,642	1,782,928	1,782,928	0
Purchased Services	3,826,273	3,963,539	3,842,331	121,208
Supplies and Materials	730,361	717,477	713,641	3,836
Other Expenditures	198,593	152,210	152,209	1
Capital Outlay	389,050	376,921	376,921	0
Total Pupil Transportation	10,695,058	11,530,669	11,405,624	125,045
Central:				
Salaries and Wages	5,094,299	4,718,493	4,718,433	60
Fringe Benefits	1,549,814	1,225,522	1,225,485	37
Purchased Services	1,576,212	1,275,814	1,257,209	18,605
Supplies and Materials	294,123	314,110	310,278	3,832
Other Expenditures	2,163	2,117	1,907	210
Capital Outlay	474,598	738,615	729,228	9,387
Total Central	8,991,209	8,274,671	8,242,540	32,131
Total Support Services	107,523,131	105,095,861	104,474,498	621,363
Food Service Operations:				
Purchased Services	1,370	1,370	1,370	0
Supplies and Materials	1,520	1,520	1,520	0
Other Expenditures	1,500	864	864	0
Capital Outlay	42,269	42,269	42,269	0
Total Food Service Operations	46,659	46,023	46,023	0

(Continued)

TOLEDO CITY SCHOOL DISTRICT, OHIO

***Schedule of Revenues, Expenditures and Changes in
Fund Balance – Budget and Actual (Non-GAAP Budgetary Basis)
For the Fiscal Year Ended June 30, 2002***

GENERAL FUND				Variance with Final Budget Positive (Negative)
	Original Budget	Final Budget	Actual	
Community Services:				
Salaries and Wages	756,452	842,735	842,735	0
Fringe Benefits	225,536	124,705	124,705	0
Purchased Services	141,917	105,604	105,604	0
Supplies and Materials	28,883	40,671	40,509	162
Other Expenditures	42,500	43,090	43,090	0
Total Community Services	1,195,288	1,156,805	1,156,643	162
Other Operation of Non-Instr. Serv.:				
Salaries and Wages	5,161,000	4,505,165	4,505,110	55
Fringe Benefits	1,023,752	2,573,626	1,528,409	1,045,217
Purchased Services	423,736	82,724	82,326	398
Supplies and Materials	117	0	0	0
Other Expenditures	3,770,000	3,619,907	19,907	3,600,000
Total Other Operation of Non-Instr. Serv.	10,378,605	10,781,422	6,135,752	4,645,670
Academic and Subject Oriented Act.:				
Salaries and Wages	465,807	414,723	414,723	0
Fringe Benefits	137,464	61,476	61,476	0
Supplies and Materials	3,000	0	0	0
Total Academic and Subject Oriented Act.	606,271	476,199	476,199	0
Occupation Oriented Activities:				
Salaries and Wages	102,470	82,818	82,818	0
Fringe Benefits	30,240	11,644	11,644	0
Total Occupation Oriented Activities	132,710	94,462	94,462	0
Sport Oriented Activities:				
Salaries and Wages	2,097,690	1,808,434	1,808,434	0
Fringe Benefits	619,047	310,559	310,559	0
Purchased Services	275,727	312,324	312,023	301
Supplies and Materials	2,009	26,170	26,106	64
Other Expenditures	208,784	210,159	210,159	0
Capital Outlay	8,339	34,831	34,831	0
Total Sport Oriented Activities	3,211,596	2,702,477	2,702,112	365
School and Pub. Serv. Co-Curric. Act.:				
Salaries and Wages	175,107	165,724	165,724	0
Fringe Benefits	51,676	24,521	24,521	0
Total School and Pub. Serv. Co-Curric. Act.	226,783	190,245	190,245	0
Contingencies:				
Other Expenditures	5,340,671	5,340,671	0	5,340,671
Total Contingencies	5,340,671	5,340,671	0	5,340,671

(Continued)

TOLEDO CITY SCHOOL DISTRICT, OHIO

***Schedule of Revenues, Expenditures and Changes in
Fund Balance – Budget and Actual (Non-GAAP Budgetary Basis)
For the Fiscal Year Ended June 30, 2002***

	GENERAL FUND			Variance with Final Budget Positive (Negative)
	<u>Original Budget</u>	<u>Final Budget</u>	<u>Actual</u>	
Site Improvement Services:				
Purchased Services	2,000	2,000	2,000	0
Other Expenditures	<u>194,000</u>	<u>188,956</u>	<u>188,956</u>	<u>0</u>
Total Site Improvement Services	196,000	190,956	190,956	0
Architecture and Engineering:				
Purchased Services	<u>0</u>	<u>36,622</u>	<u>36,622</u>	<u>0</u>
Total Expenditures	<u>286,513,421</u>	<u>284,350,553</u>	<u>276,658,086</u>	<u>7,692,467</u>
Excess (Deficiency) of Revenues Over (Under) Expenditures	(17,590,487)	(13,372,570)	(905,813)	12,466,757
Other Financing Sources (Uses):				
Operating Transfers In	1,000	0	0	0
Operating Transfers Out	(2,560,085)	(3,329,681)	(3,329,681)	0
Advances In	2,230,941	2,359,924	2,359,924	0
Advances Out	(1,500,010)	(1,910,035)	(1,910,035)	0
Refund of Prior Year's Expenditures	135,000	460,835	460,835	0
Refund of Prior Year's Receipts	<u>(73,950)</u>	<u>(44,921)</u>	<u>(44,921)</u>	<u>0</u>
Total Other Financing Sources (Uses):	<u>(1,767,104)</u>	<u>(2,463,878)</u>	<u>(2,463,878)</u>	<u>0</u>
Excess (Deficiency) of Revenues and Other Financing Sources Over (Under) Expenditures and Other Financing Uses	(19,357,591)	(15,836,448)	(3,369,691)	12,466,757
Fund Balance at Beginning of Year	24,126,948	24,126,948	24,126,948	0
Prior Year Encumbrances	<u>10,396,551</u>	<u>10,396,551</u>	<u>10,396,551</u>	<u>0</u>
Fund Balance at End of Year	<u><u>\$15,165,908</u></u>	<u><u>\$18,687,051</u></u>	<u><u>\$31,153,808</u></u>	<u><u>\$12,466,757</u></u>

TOLEDO CITY SCHOOL DISTRICT, OHIO

***Schedule of Revenues, Expenditures and Changes in
Fund Balance – Budget and Actual (Non-GAAP Budgetary Basis)
For the Fiscal Year Ended June 30, 2002***

	DEBT SERVICE FUND			Variance with Final Budget Positive (Negative)
	<u>Original Budget</u>	<u>Final Budget</u>	<u>Actual</u>	
Revenues:				
Revenue from Local Sources	<u>\$1,548,265</u>	<u>\$1,548,265</u>	<u>\$1,546,765</u>	<u>(\$1,500)</u>
Total Revenues	<u>1,548,265</u>	<u>1,548,265</u>	<u>1,546,765</u>	<u>(1,500)</u>
Expenditures:				
Current:				
Support Services:				
Fiscal Services	4,307	1,307	0	1,307
Debt Service:				
Principal Retirement	1,547,349	1,491,000	1,491,000	0
Interest and Fiscal Charges	<u>0</u>	<u>56,949</u>	<u>56,949</u>	<u>0</u>
Total Expenditures	<u>1,551,656</u>	<u>1,549,256</u>	<u>1,547,949</u>	<u>1,307</u>
Excess (Deficiency) of Revenues Over (Under) Expenditures	(3,391)	(991)	(1,184)	(193)
Fund Balance at Beginning of Year	93,976	93,976	93,976	0
Prior Year Encumbrances	<u>1,891</u>	<u>1,891</u>	<u>1,891</u>	<u>0</u>
Fund Balance at End of Year	<u><u>\$92,476</u></u>	<u><u>\$94,876</u></u>	<u><u>\$94,683</u></u>	<u><u>(\$193)</u></u>

TOLEDO CITY SCHOOL DISTRICT, OHIO

***Schedule of Revenues, Expenditures and Changes in
Fund Balance – Budget and Actual (Non-GAAP Budgetary Basis)
For the Fiscal Year Ended June 30, 2002***

PERMANENT IMPROVEMENT FUND				Variance with Final Budget Positive (Negative)
	<u>Original Budget</u>	<u>Final Budget</u>	<u>Actual</u>	
Revenues:				
Revenue from Local Sources	\$4,856,915	\$4,494,252	\$4,690,496	\$196,244
Revenue from State Sources	<u>288,492</u>	<u>617,735</u>	<u>617,736</u>	<u>1</u>
Total Revenues	5,145,407	5,111,987	5,308,232	196,245
Expenditures:				
Regular Instruction:				
Supplies and Materials	403	402	402	0
Capital Outlay	<u>271,580</u>	<u>73,490</u>	<u>72,877</u>	<u>613</u>
Total Regular Instruction	271,983	73,892	73,279	613
Special Instruction:				
Supplies and Materials	5,000	0	0	0
Capital Outlay	<u>0</u>	<u>2,454</u>	<u>2,454</u>	<u>0</u>
Total Special Instruction	5,000	2,454	2,454	0
Support Services - Pupils:				
Supplies and Materials	<u>110,644</u>	<u>88,118</u>	<u>87,106</u>	<u>1,012</u>
Total Support Services Pupils	110,644	88,118	87,106	1,012
Support Services - Instruct. Staff:				
Capital Outlay	<u>5,172</u>	<u>5,172</u>	<u>5,172</u>	<u>0</u>
Total Support Services - Instruct. Staff	5,172	5,172	5,172	0
Fiscal Services:				
Other Expenditures	77,630	63,553	63,553	0
Capital Outlay	<u>1,031</u>	<u>0</u>	<u>0</u>	<u>0</u>
Total Fiscal Services	78,661	63,553	63,553	0
Support Services - Business:				
Purchased Services	55,361	55,098	46,757	8,341
Capital Outlay	<u>404,828</u>	<u>366,743</u>	<u>366,743</u>	<u>0</u>
Total Support Services - Business	460,189	421,841	413,500	8,341
Operation and Maint. Of Plant Serv.:				
Purchased Services	<u>16,000</u>	<u>20,430</u>	<u>20,430</u>	<u>0</u>
Total Operation and Maint. Of Plant Serv.	16,000	20,430	20,430	0
Support Services - Pupil Transp.:				
Purchased Services	0	158,677	158,677	0
Capital Outlay	<u>147,000</u>	<u>145,182</u>	<u>145,182</u>	<u>0</u>
Total Support Services - Pupil Transp.	147,000	303,859	303,859	0

(Continued)

TOLEDO CITY SCHOOL DISTRICT, OHIO

***Schedule of Revenues, Expenditures and Changes in
Fund Balance – Budget and Actual (Non-GAAP Budgetary Basis)
For the Fiscal Year Ended June 30, 2002***

PERMANENT IMPROVEMENT FUND				Variance with Final Budget Positive (Negative)
	<u>Original Budget</u>	<u>Final Budget</u>	<u>Actual</u>	
Support Services - Central:				
Purchased Services	975,000	968,188	968,188	0
Supplies and Materials	22,944	42,610	42,610	0
Capital Outlay	<u>253,190</u>	<u>163,274</u>	<u>163,274</u>	<u>0</u>
Total Support Services - Central	1,251,134	1,174,072	1,174,072	0
Food Service Operations:				
Purchased Services	17,800	17,800	17,800	0
Capital Outlay	<u>21,450</u>	<u>21,450</u>	<u>21,450</u>	<u>0</u>
Total Food Service Operations	39,250	39,250	39,250	0
Sport Oriented Activities:				
Capital Outlay	<u>13,056</u>	<u>13,056</u>	<u>13,056</u>	<u>0</u>
Total Sport Oriented Activities	13,056	13,056	13,056	0
Site Improvement Services:				
Purchased Services	<u>4,442,042</u>	<u>4,414,587</u>	<u>4,412,334</u>	<u>2,253</u>
Total Site Improvement Services	<u>4,442,042</u>	<u>4,414,587</u>	<u>4,412,334</u>	<u>2,253</u>
Total Expenditures	<u>6,840,131</u>	<u>6,620,284</u>	<u>6,608,065</u>	<u>12,219</u>
Excess (Deficiency) of Revenues Over (Under) Expenditures	(1,694,724)	(1,508,297)	(1,299,833)	208,464
Other Financing Sources (Uses):				
Proceeds from the Sale of Fixed Assets	0	0	1,180	1,180
Operating Transfers In	132,500	132,500	132,500	0
Refund of Prior Year's Expenditures	<u>0</u>	<u>33,420</u>	<u>33,420</u>	<u>0</u>
Total Other Financing Sources (Uses):	<u>132,500</u>	<u>165,920</u>	<u>167,100</u>	<u>1,180</u>
Excess (Deficiency) of Revenues and Other Financing Sources Over (Under) Expenditures and Other Financing Uses	(1,562,224)	(1,342,377)	(1,132,733)	209,644
Fund Balance at Beginning of Year	1,005,426	1,005,426	1,005,426	0
Prior Year Encumbrances	<u>1,562,224</u>	<u>1,562,224</u>	<u>1,562,224</u>	<u>0</u>
Fund Balance at End of Year	<u><u>\$1,005,426</u></u>	<u><u>\$1,225,273</u></u>	<u><u>\$1,434,917</u></u>	<u><u>\$209,644</u></u>

Nonmajor Governmental Funds

Special Revenue Funds

Special Revenue funds are used to account for the proceeds of specific revenue sources (other than amounts relating to expendable trusts or major capital projects) that are legally restricted to expenditures for specified purposes.

Food Service Fund

A fund used to record financial transactions related to food service operations.

Uniform School Supplies Fund

A rotary fund provided to account for the purchase and sale of school supplies as adopted by the Board of Education for use in the schools of the District. Profit derived from such sales is to be used for school purposes or activities in connection with the school.

Vocational Rotary Fund

A fund provided to account for revenue and expenses made in connection with goods and services provided by a school district. Activities using this fund tend to be curricular in nature. As an example, this fund would be used to account for receipts and purchases made in connection with the sale of consumer services provided by vocational education classes such as cosmetology or auto mechanics. This fund is also used to account for "Life Enrichment Programs" offered by a school district.

Adult Education Fund

A fund provided to account for transactions made in connection with adult education classes.

School Building Support Fund

A fund provided to account for specific local revenue sources, other than taxes that are restricted to expenditures for specific purposes approved by board resolution. Such expenditures may include curricular and extracurricular related purchases.

Other Grants Fund

A fund used to account for the proceeds of specific revenue sources, except for state and federal grants that are legally restricted to expenditures for specified purposes.

School Improvement Venture Capital Fund

A fund to account for specific revenues that are legally restricted to expenditures for the corrective action and for compensating third parties for injury and property damage caused by accidental releases arising from the operation of petroleum underground storage tanks. (The Balance Sheet is not presented because there are no assets or liabilities at year end.)

(Continued)

Special Revenue Funds

Administratively Managed Student Activity Fund

A fund provided to account for those student activity programs which have student participation in the activity, but do not have student management of the programs. This fund would usually include athletic programs but could also include the band, cheerleaders, flag corp., and other similar types of activities.

Auxiliary Services Fund

A fund used to account for monies that provide services and materials to pupils attending non-public schools within the school district.

Career Development Fund

A fund provided to account for monies received and expended in conjunction with Vocational Education - Career Development projects funded by the State of Ohio, Ohio Department of Education, Division of Vocational Education.

Post Secondary Vocational Education Fund

A fund provided to account for receipts and expenditures incurred providing opportunities for adults to acquire adequate employment skills.

Teacher Development Fund

A fund provided to account for receipts and expenditures necessary for providing assistance to local school districts for the development of in-service programs.

Excellence in Education Fund

A fund provided to account for pupil competency assessment and instructional development in English Composition, Mathematics and Reading as required by the minimum standards for Ohio Schools. This fund is also provided to account for expenses related to the Ohio Science Olympics and to the International Science and Engineering Fair.

Career Enhancement Fund

To be used by the school district to develop a Career Ladder plan. (The Balance Sheet is not presented because there are no assets or liabilities at year end.)

Management Information System Fund

A fund for hardware and software development, or other costs associated with the requirements of the management information system.

Public School Preschool Fund

A fund to assist school districts in paying the cost of preschool programs for three and four year olds.

Disadvantaged Pupil Impact Aid Fund

A fund used to account for monies received for disadvantaged pupil impact aid.

(Continued)

Special Revenue Funds

Data Communication Fund

A fund used to account for monies received for the maintenance of the Ohio Educational Computer Network connections.

SchoolNet Professional Development Fund

A fund provided to account for a limited number of professional development subsidy grants.

Special Education Funding for Collaborative Efforts Fund

A fund used to account for special education transitional funding for collaborative efforts set forth in House Bill 770.

OhioReads Grant Fund

A fund intended 1) to improve reading outcomes, especially on the fourth grade reading proficiency test and 2) for volunteer coordinators in public school buildings, for educational service centers for costs associated with volunteer coordination, for background checks for volunteers, to evaluate the Ohio Reads Program, and for operating expenses associated with administering the program.

Summer Intervention Fund

A fund used to account for summer intervention services to increase fourth grade reading skills. (The Balance Sheet is not presented because there are no assets or liabilities at year end.)

Vocational Education Enhancement Fund

A fund used to account for Vocational Education Enhancement that: 1) expand number of students enrolled in tech prep programs, 2) enable students to develop career plans, 3) replace or update equipment essential for instruction of students in job skills.

Alternative Schools Fund

A fund used to account for alternative educational programs for existing and new at-risk and delinquent youth. Programs shall be focused on youth in one or more of the following categories: those who have been expelled or suspended, those who have dropped out of school or who are at the risk of dropping out of school, those who are habitually truant or disruptive, or those on probation or on parole from a Department of Youth Services facility.

Extended Learning Opportunity Fund

A fund to provide extended learning opportunities for young at-risk readers and to provide professional development opportunities for teachers to expand their knowledge of effective reading intervention strategies. (The Balance Sheet is not presented because there are no assets or liabilities at year end.)

(Continued)

Special Revenue Funds

Miscellaneous State Fund

A fund used to account for money received from the state government which is not classified elsewhere.

Adult Basic Education Fund

Provision of funds for instructional programs for persons 16 years of age and older who are not enrolled in school and who have less than a twelfth grade education or its equivalent; development of basic educational skills; increase of opportunities for useful employment; improvement of attitudes toward self, family, and community.

Title I – Migrant Education Fund

Provision of funds for instructional programs for children of migratory agricultural workers; efforts to help youngsters who are deficient in oral English language facility and related language art skills; efforts to build foundations for expanded opportunities for useful adult employment.

Title II - Education and Economics Security Act (EESA) and

National Defense Education Act (NDEA) Fund

Provision of funds for strengthening instruction in science, mathematics, modern foreign languages, English, arts and humanities, reading, history, geography, civics, economics and industrial arts; and may include acquisition of laboratory and other special equipment and materials and minor remodeling.

Special Education Handicapped Fund

Provision of Grants to assist states in the identification of handicapped children, development of procedural safeguards, implementation of less restrictive alternative services patterns, and provision of full educational opportunities to handicapped children at the preschool, elementary, and secondary levels.

Vocational Education Fund

Provision of funds to boards of education, teacher training institutions, and the state administering agency for cooperating in development of vocational education programs in the following categories: secondary, post-secondary, adult, disadvantaged and handicapped persons, exemplary programs, cooperative education, construction of area vocational schools, ancillary services, research, advisory committees, and work-study projects. Includes sex equity grants.

Chapter 1 Fund

To provide financial assistance to State and Local educational agencies to meet the special needs of educationally deprived children.

(Continued)

Special Revenue Funds

Chapter 2 Fund

To consolidate various programs into a single authorization of grants to States for the same purposes set forth in the provisions of law as specified in the authorization section, to be used in accordance with the educational needs and priorities of the state and local agencies.

Emergency Immigrant Education Fund

To provide assistance to state educational agencies for educational services and costs for eligible immigrant children enrolled in elementary and secondary public and nonprofit private schools. (The Balance Sheet is not presented because there are no assets or liabilities at year end.)

Drug-Free Schools Fund

To provide financial assistance for programs of drug abuse education and prevention.

Preschool Grants for the Handicapped Fund

To provide financial assistance to address the improvement and expansion of services for handicapped children ages three (3) through five (5) years.

Telecommunications Act Grant Fund

A fund to account for a federal grants which is paid directly to the telecommunication service provider.

Goals 2000 Fund

A fund used to account for monies to support a broad range of education improvement goals.

Reducing Class Size Fund

A fund used to improve student achievement by reducing pupil/teacher ration in kindergarten through grade three.

Miscellaneous Federal Grants Fund

A fund used to account for various monies received through state agencies from the federal government or directly from the federal government which is not classified elsewhere.

Capital Projects Funds

The Capital Projects Funds are used to account for the financial resources to be used for the acquisition or construction of major capital facilities, other than those financed by proprietary or trust funds.

Vocational Education Equipment Fund

A fund provided to account for revenue and expenditures involved in the replacement or updating of equipment essential for the instruction of students in job skills.

SchoolNet Fund

A fund provided to account for wiring to all classrooms in the State and to provide a computer workstation and related technology for every classroom in Ohio's low-wealth school districts.

Technology Equity Grant Fund

A fund to account for technology equity to low-wealth school districts.

Special Capital Projects Fund

A fund provided to account for major renovations and repairs of school facilities as directed by the Ohio School Facilities Commission.

Permanent Fund

The Permanent Fund are used to account for the financial resources that are legally restricted in that only the earnings, not the principal, may be used to support the District's programs.

Endowments Fund

A fund used to account for money, securities, or lands which have been set aside as an investment for public school purposes. The income from such a fund may be expended, but the principal must remain intact.

TOLEDO CITY SCHOOL DISTRICT, OHIO

**Combining Balance Sheet
Nonmajor Governmental Funds
June 30, 2002**

	Nonmajor Special Revenue Funds	Nonmajor Capital Projects Funds	Permanent Fund	Total Nonmajor Governmental Funds
Assets:				
Cash and Cash Equivalents	\$10,474,523	\$2,910,329	\$849,464	\$14,234,316
Receivables:				
Accounts	37,007	0	0	37,007
Intergovernmental	12,976,367	669,307	0	13,645,674
Materials and Supplies Inventory	151,891	0	0	151,891
Inventory Held for Resale	168,329	0	0	168,329
Total Assets	\$23,808,117	\$3,579,636	\$849,464	\$28,237,217
Liabilities:				
Accounts Payable	909,860	408,278	4,683	1,322,821
Accrued Wages and Benefits	4,694,717	0	0	4,694,717
Intergovernmental Payable	1,276,916	0	0	1,276,916
Interfund Loans Payable	1,595,493	185,559	0	1,781,052
Deferred Revenue	8,159,467	669,307	0	8,828,774
Total Liabilities	16,636,453	1,263,144	4,683	17,904,280
Fund Balances:				
Reserved for Encumbrances	1,979,101	1,314,579	1,384	3,295,064
Reserved for Supplies Inventory	320,220	0	0	320,220
Reserved for Endowments	0	0	502,291	502,291
Unreserved, Undesignated in:				
Special Revenue Funds	4,872,343	0	0	4,872,343
Capital Projects Funds	0	1,001,913	0	1,001,913
Permanent Fund	0	0	341,106	341,106
Total Fund Balances	7,171,664	2,316,492	844,781	10,332,937
Total Liabilities and Funds Balances	\$23,808,117	\$3,579,636	\$849,464	\$28,237,217

TOLEDO CITY SCHOOL DISTRICT, OHIO**Combining Statement of Revenues, Expenditures and Changes in Fund Balance
Nonmajor Governmental Funds
For the Fiscal Year Ended June 30, 2002**

	Nonmajor Special Revenue Funds	Nonmajor Capital Projects Funds	Permanent Fund	Total Nonmajor Governmental Funds
Revenues:				
Tuition	\$869,558	\$0	\$0	\$869,558
Food Services	2,335,035	0	0	2,335,035
Investment Earnings	194,337	0	41,291	235,628
Extracurricular Activities	1,600,512	0	0	1,600,512
Class Materials and Fees	224,344	0	0	224,344
Intermediate Sources	79,106	0	0	79,106
Intergovernmental - State	32,773,512	2,646,305	0	35,419,817
Intergovernmental - Federal	37,034,322	0	0	37,034,322
All Other Revenue	272,127	0	0	272,127
Total Revenue	75,382,853	2,646,305	41,291	78,070,449
Expenditures:				
Current:				
Instruction	35,380,590	126,522	1,149	35,508,261
Supporting Services	25,039,372	1,330,978	19,327	26,389,677
Operation of Non-Instructional Services	17,419,738	0	0	17,419,738
Extracurricular Activities	1,542,975	0	0	1,542,975
Capital Outlay	387,270	955,512	0	1,342,782
Total Expenditures	79,769,945	2,413,012	20,476	82,203,433
Excess (Deficiency) of Revenues				
Over Expenditures	(4,387,092)	233,293	20,815	(4,132,984)
Other Financing Sources (Uses):				
Operating Transfers In	2,196,165	0	0	2,196,165
Operating Transfers Out	(47,980)	0	0	(47,980)
Total Other Financing Sources (Uses)	2,148,185	0	0	2,148,185
Net Change in Fund Balance	(2,238,907)	233,293	20,815	(1,984,799)
Fund Balances at Beginning of Year	9,410,571	2,083,199	823,966	12,317,736
Fund Balances End of Year	\$7,171,664	\$2,316,492	\$844,781	\$10,332,937

TOLEDO CITY SCHOOL DISTRICT, OHIO

**Combining Balance Sheet
Nonmajor Special Revenue Funds
June 30, 2002**

	Food Service	Uniform School Supplies	Vocational Rotary	Adult Education	School Building Support
Assets:					
Cash and Cash Equivalents	\$6,664	\$54,544	\$247,602	\$228,117	\$868,593
Receivables:					
Accounts	4,518	1,686	200	3,987	18,749
Intergovernmental	86,891	0	0	154,507	0
Materials and Supplies Inventory	151,891	0	0	0	0
Inventory Held for Resale	168,329	0	0	0	0
Total Assets	\$418,293	\$56,230	\$247,802	\$386,611	\$887,342
Liabilities:					
Accounts Payable	1,365	3,382	357	6,475	15,461
Accrued Wages and Benefits	21,429	0	0	47,837	0
Intergovernmental Payable	78,717	0	0	26,922	3,618
Interfund Loans Payable	0	19,122	0	59,441	0
Deferred Revenue	0	0	0	0	0
Total Liabilities	101,511	22,504	357	140,675	19,079
Fund Balances:					
Reserved for Encumbrances	1,137	52,856	4,579	0	39,590
Reserved for Supplies Inventory	320,220	0	0	0	0
Unreserved, Undesignated in:					
Special Revenue Funds (Deficit)	(4,575)	(19,130)	242,866	245,936	828,673
Total Fund Balances (Deficit)	316,782	33,726	247,445	245,936	868,263
Total Liabilities and Funds Balances	\$418,293	\$56,230	\$247,802	\$386,611	\$887,342

TOLEDO CITY SCHOOL DISTRICT, OHIO

**Combining Balance Sheet
Nonmajor Special Revenue Funds
June 30, 2002**

<u>Other Grants</u>	<u>Administratively Managed Student Activity</u>	<u>Auxiliary Services</u>	<u>Career Development</u>	<u>Post Secondary Vocational Education</u>	<u>Teacher Development</u>	<u>Excellence in Education</u>
\$25,550	\$424,999	\$1,786,285	\$5,798	\$7,738	\$216,949	\$50,440
7,122	745	0	0	0	0	0
80,000	0	110,960	0	0	227	0
0	0	0	0	0	0	0
0	0	0	0	0	0	0
<u>\$112,672</u>	<u>\$425,744</u>	<u>\$1,897,245</u>	<u>\$5,798</u>	<u>\$7,738</u>	<u>\$217,176</u>	<u>\$50,440</u>
1,248	13,672	264,924	3,611	5,344	0	13,775
361	0	258,214	6,757	0	1,958	0
3,128	760	48,457	986	0	1,522	0
25,771	0	0	0	0	0	0
0	0	35,160	0	0	227	0
<u>30,508</u>	<u>14,432</u>	<u>606,755</u>	<u>11,354</u>	<u>5,344</u>	<u>3,707</u>	<u>13,775</u>
0	38,434	836,428	0	284	185,000	25,243
0	0	0	0	0	0	0
<u>82,164</u>	<u>372,878</u>	<u>454,062</u>	<u>(5,556)</u>	<u>2,110</u>	<u>28,469</u>	<u>11,422</u>
<u>82,164</u>	<u>411,312</u>	<u>1,290,490</u>	<u>(5,556)</u>	<u>2,394</u>	<u>213,469</u>	<u>36,665</u>
<u>\$112,672</u>	<u>\$425,744</u>	<u>\$1,897,245</u>	<u>\$5,798</u>	<u>\$7,738</u>	<u>\$217,176</u>	<u>\$50,440</u>

(Continued)

TOLEDO CITY SCHOOL DISTRICT, OHIO

**Combining Balance Sheet
Nonmajor Special Revenue Funds
June 30, 2002**

	Management Information System	Public School Preschool	Disadvantaged Pupil Impact Aid	Data Communication	SchoolNet Professional Development
Assets:					
Cash and Cash Equivalents	\$142,201	\$112,925	\$21,089	\$113,800	\$13,015
Receivables:					
Accounts	0	0	0	0	0
Intergovernmental	0	220,241	0	0	0
Materials and Supplies Inventory	0	0	0	0	0
Inventory Held for Resale	0	0	0	0	0
Total Assets	\$142,201	\$333,166	\$21,089	\$113,800	\$13,015
Liabilities:					
Accounts Payable	8,690	1,801	0	6,129	0
Accrued Wages and Benefits	2,362	0	2,383,777	0	928
Intergovernmental Payable	1,771	31,198	432,901	9,350	503
Interfund Loans Payable	0	0	0	0	0
Deferred Revenue	0	193,843	0	0	0
Total Liabilities	12,823	226,842	2,816,678	15,479	1,431
Fund Balances:					
Reserved for Encumbrances	0	3,321	0	80,000	0
Reserved for Supplies Inventory	0	0	0	0	0
Unreserved, Undesignated in:					
Special Revenue Funds (Deficit)	129,378	103,003	(2,795,589)	18,321	11,584
Total Fund Balances (Deficit)	129,378	106,324	(2,795,589)	98,321	11,584
Total Liabilities and Funds Balances	\$142,201	\$333,166	\$21,089	\$113,800	\$13,015

TOLEDO CITY SCHOOL DISTRICT, OHIO

**Combining Balance Sheet
Nonmajor Special Revenue Funds
June 30, 2002**

Special Education Funding for Collaborative Efforts	OhioReads Grant	Vocational Education Enhancement	Alternative Schools	Miscellaneous State	Adult Basic Education	Title I Migrant Education
\$29,579	\$315,686	\$7,730	\$2	\$235,034	\$31,753	\$4,084
0	0	0	0	0	0	0
0	0	0	0	110,904	140,539	14,230
0	0	0	0	0	0	0
0	0	0	0	0	0	0
<u>\$29,579</u>	<u>\$315,686</u>	<u>\$7,730</u>	<u>\$2</u>	<u>\$345,938</u>	<u>\$172,292</u>	<u>\$18,314</u>
0	124,377	0	0	24,889	206	277
2,061	794	0	61,607	30,962	58,018	858
772	438	0	10,087	10,469	41,680	453
0	330	0	7,261	113,839	141,418	0
0	0	0	0	63,811	140,539	14,230
<u>2,833</u>	<u>125,939</u>	<u>0</u>	<u>78,955</u>	<u>243,970</u>	<u>381,861</u>	<u>15,818</u>
0	72,854	0	0	43,464	0	0
0	0	0	0	0	0	0
<u>26,746</u>	<u>116,893</u>	<u>7,730</u>	<u>(78,953)</u>	<u>58,504</u>	<u>(209,569)</u>	<u>2,496</u>
<u>26,746</u>	<u>189,747</u>	<u>7,730</u>	<u>(78,953)</u>	<u>101,968</u>	<u>(209,569)</u>	<u>2,496</u>
<u>\$29,579</u>	<u>\$315,686</u>	<u>\$7,730</u>	<u>\$2</u>	<u>\$345,938</u>	<u>\$172,292</u>	<u>\$18,314</u>

(Continued)

TOLEDO CITY SCHOOL DISTRICT, OHIO

**Combining Balance Sheet
Nonmajor Special Revenue Funds
June 30, 2002**

	Title II EESA and NDEA	Special Education Handicapped	Vocational Education	Chapter 1	Chapter 2
Assets:					
Cash and Cash Equivalents	\$81,738	\$107,699	\$196,945	\$2,896,621	\$101,435
Receivables:					
Accounts	0	0	0	0	0
Intergovernmental	290,412	817,704	540,959	4,527,770	144,481
Materials and Supplies Inventory	0	0	0	0	0
Inventory Held for Resale	0	0	0	0	0
Total Assets	\$372,150	\$925,403	\$737,904	\$7,424,391	\$245,916
Liabilities:					
Accounts Payable	15,293	6,453	122,726	152,603	8,563
Accrued Wages and Benefits	1,464	162,354	60,113	1,127,023	8,143
Intergovernmental Payable	542	53,079	21,366	283,667	20,605
Interfund Loans Payable	43,946	517,107	414,189	55,089	21,898
Deferred Revenue	246,785	817,704	540,959	296,747	144,481
Total Liabilities	308,030	1,556,697	1,159,353	1,915,129	203,690
Fund Balances:					
Reserved for Encumbrances	31,351	78,800	62,366	197,814	20,915
Reserved for Supplies Inventory	0	0	0	0	0
Unreserved, Undesignated in:					
Special Revenue Funds (Deficit)	32,769	(710,094)	(483,815)	5,311,448	21,311
Total Fund Balances (Deficit)	64,120	(631,294)	(421,449)	5,509,262	42,226
Total Liabilities and Funds Balances	\$372,150	\$925,403	\$737,904	\$7,424,391	\$245,916

TOLEDO CITY SCHOOL DISTRICT, OHIO

**Combining Balance Sheet
Nonmajor Special Revenue Funds
June 30, 2002**

Drug Free Schools	Preschool Grants for the Handicapped	Telecom- munications Act Grant	Goals 2000	Reducing Class Size	Miscellaneous Federal Grants	Total Nonmajor Special Revenue Funds
\$91,586	\$1,540	\$96,846	\$107,712	\$784,217	\$1,058,007	\$10,474,523
0	0	0	0	0	0	37,007
15,013	26,311	0	35,686	1,007,893	4,651,639	12,976,367
0	0	0	0	0	0	151,891
0	0	0	0	0	0	168,329
<u>\$106,599</u>	<u>\$27,851</u>	<u>\$96,846</u>	<u>\$143,398</u>	<u>\$1,792,110</u>	<u>\$5,709,646</u>	<u>\$23,808,117</u>
0	1,634	5,980	1,517	0	99,108	909,860
14,593	9,786	0	278	205,293	227,747	4,694,717
24,751	3,257	0	101	26,525	139,291	1,276,916
2,174	17,931	0	0	0	155,977	1,595,493
15,013	0	0	35,686	1,007,893	4,606,389	8,159,467
<u>56,531</u>	<u>32,608</u>	<u>5,980</u>	<u>37,582</u>	<u>1,239,711</u>	<u>5,228,512</u>	<u>16,636,453</u>
0	0	52,245	3,831	32,458	116,131	1,979,101
0	0	0	0	0	0	320,220
<u>50,068</u>	<u>(4,757)</u>	<u>38,621</u>	<u>101,985</u>	<u>519,941</u>	<u>365,003</u>	<u>4,872,343</u>
<u>50,068</u>	<u>(4,757)</u>	<u>90,866</u>	<u>105,816</u>	<u>552,399</u>	<u>481,134</u>	<u>7,171,664</u>
<u>\$106,599</u>	<u>\$27,851</u>	<u>\$96,846</u>	<u>\$143,398</u>	<u>\$1,792,110</u>	<u>\$5,709,646</u>	<u>\$23,808,117</u>

TOLEDO CITY SCHOOL DISTRICT, OHIO

***Combining Statement of Revenues, Expenditures and Changes in Fund Balance
Nonmajor Special Revenue Funds
For the Fiscal Year Ended June 30, 2002***

	Food Service	Uniform School Supplies	Vocational Rotary	Adult Education	School Building Support
Revenues:					
Tuition	\$0	\$0	\$0	\$867,102	\$0
Food Service	2,335,035	0	0	0	0
Investment Earnings	665	0	12,767	0	50,315
Extracurricular Activities	0	2,911	334,594	0	658,097
Classroom Materials and Fees	0	208,653	0	0	0
Intermediate Sources	0	0	0	0	0
Intergovernmental - State	398,415	0	0	432,709	0
Intergovernmental - Federal	6,348,303	0	0	0	0
All Other Revenue	63,011	145	3,110	0	133,818
Total Revenue	9,145,429	211,709	350,471	1,299,811	842,230
Expenditures:					
Current:					
Instruction	0	201,223	303,211	1,399,579	105,346
Support Services	151,988	0	0	84,484	44,316
Non-Instructional Services	10,302,815	0	250	11,697	100
Extracurricular Activities	0	0	0	0	760,238
Capital Outlay	0	0	0	0	0
Total Expenditures	10,454,803	201,223	303,461	1,495,760	910,000
Excess (Deficiency) of Revenues					
Over Expenditures	(1,309,374)	10,486	47,010	(195,949)	(67,770)
Other Financing Sources (Uses):					
Operating Transfers In	1,576,615	9,363	0	306,588	107,935
Operating Transfers Out	0	0	(37,070)	0	(9,534)
Total Other Financing Sources (Uses)	1,576,615	9,363	(37,070)	306,588	98,401
Net Change in Fund Balance	267,241	19,849	9,940	110,639	30,631
Fund Balances (Deficit) at Beginning of Year	49,541	13,877	237,505	135,297	837,632
Fund Balances (Deficit) End of Year	\$316,782	\$33,726	\$247,445	\$245,936	\$868,263

TOLEDO CITY SCHOOL DISTRICT, OHIO

**Combining Statement of Revenues, Expenditures and Changes in Fund Balance
Nonmajor Special Revenue Funds
For the Fiscal Year Ended June 30, 2002**

Other Grants	School Improvement Venture Capital	Administratively Managed Student Activity	Auxiliary Services	Career Development	Post Secondary Vocational Education	Teacher Development
\$0	\$0	\$0	\$0	\$0	\$0	\$0
0	0	0	0	0	0	0
0	0	22,855	107,735	0	0	0
0	0	604,910	0	0	0	0
0	0	15,691	0	0	0	0
79,106	0	0	0	0	0	0
0	0	0	4,801,208	72,106	20,000	200,000
0	0	0	0	0	0	0
49,800	0	21,899	0	0	0	0
<u>128,906</u>	<u>0</u>	<u>665,355</u>	<u>4,908,943</u>	<u>72,106</u>	<u>20,000</u>	<u>200,000</u>
75,079	0	803	0	0	20,258	0
106,532	19,104	2,509	186,410	78,759	0	86,737
101	0	150	4,521,784	0	0	3
1,277	0	781,460	0	0	0	0
0	0	0	0	0	0	0
<u>182,989</u>	<u>19,104</u>	<u>784,922</u>	<u>4,708,194</u>	<u>78,759</u>	<u>20,258</u>	<u>86,740</u>
(54,083)	(19,104)	(119,567)	200,749	(6,653)	(258)	113,260
0	0	195,446	0	0	0	0
0	0	(1,376)	0	0	0	0
<u>0</u>	<u>0</u>	<u>194,070</u>	<u>0</u>	<u>0</u>	<u>0</u>	<u>0</u>
(54,083)	(19,104)	74,503	200,749	(6,653)	(258)	113,260
<u>136,247</u>	<u>19,104</u>	<u>336,809</u>	<u>1,089,741</u>	<u>1,097</u>	<u>2,652</u>	<u>100,209</u>
<u>\$82,164</u>	<u>\$0</u>	<u>\$411,312</u>	<u>\$1,290,490</u>	<u>(\$5,556)</u>	<u>\$2,394</u>	<u>\$213,469</u>

(Continued)

TOLEDO CITY SCHOOL DISTRICT, OHIO

***Combining Statement of Revenues, Expenditures and Changes in Fund Balance
Nonmajor Special Revenue Funds
For the Fiscal Year Ended June 30, 2002***

	Excellence in Education	Career Enhancement	Management Information System	Public School Preschool	Disadvantaged Pupil Impact Aid
Revenues:					
Tuition	\$0	\$0	\$0	\$2,456	\$0
Food Service	0	0	0	0	0
Investment Earnings	0	0	0	0	0
Extracurricular Activities	0	0	0	0	0
Classroom Materials and Fees	0	0	0	0	0
Intermediate Sources	0	0	0	0	0
Intergovernmental - State	50,924	0	233,631	246,639	24,743,265
Intergovernmental - Federal	0	0	0	0	0
All Other Revenue	0	0	0	0	0
Total Revenue	50,924	0	233,631	249,095	24,743,265
Expenditures:					
Current:					
Instruction	145,362	0	0	260	18,639,785
Support Services	43,937	31,738	203,241	161,710	6,593,579
Non-Instructional Services	0	0	0	516	169,456
Extracurricular Activities	0	0	0	0	0
Capital Outlay	0	0	0	0	387,270
Total Expenditures	189,299	31,738	203,241	162,486	25,790,090
Excess (Deficiency) of Revenues					
Over Expenditures	(138,375)	(31,738)	30,390	86,609	(1,046,825)
Other Financing Sources (Uses):					
Operating Transfers In	0	0	0	0	0
Operating Transfers Out	0	0	0	0	0
Total Other Financing Sources (Uses)	0	0	0	0	0
Net Change in Fund Balance	(138,375)	(31,738)	30,390	86,609	(1,046,825)
Fund Balances (Deficit) at Beginning of Year	175,040	31,738	98,988	19,715	(1,748,764)
Fund Balances (Deficit) End of Year	\$36,665	\$0	\$129,378	\$106,324	(\$2,795,589)

TOLEDO CITY SCHOOL DISTRICT, OHIO

**Combining Statement of Revenues, Expenditures and Changes in Fund Balance
Nonmajor Special Revenue Funds
For the Fiscal Year Ended June 30, 2002**

<u>Data Communication</u>	<u>SchoolNet Professional Development</u>	<u>Special Education Funding for Collaborative Efforts</u>	<u>OhioReads Grant</u>	<u>Summer Intervention</u>	<u>Vocational Education Enhancement</u>	<u>Alternative Schools</u>
\$0	\$0	\$0	\$0	\$0	\$0	\$0
0	0	0	0	0	0	0
0	0	0	0	0	0	0
0	0	0	0	0	0	0
0	0	0	0	0	0	0
0	0	0	0	0	0	0
350,100	15,692	0	773,500	0	23,500	0
0	0	0	0	0	0	0
0	0	0	0	0	0	0
<u>350,100</u>	<u>15,692</u>	<u>0</u>	<u>773,500</u>	<u>0</u>	<u>23,500</u>	<u>0</u>
0	0	7,591	345,808	108,723	15,770	352,756
594,713	9,576	0	267,083	478,760	6,621	243,437
0	0	0	0	0	0	0
0	0	0	0	0	0	0
0	0	0	0	0	0	0
<u>594,713</u>	<u>9,576</u>	<u>7,591</u>	<u>612,891</u>	<u>587,483</u>	<u>22,391</u>	<u>596,193</u>
(244,613)	6,116	(7,591)	160,609	(587,483)	1,109	(596,193)
0	0	0	0	0	0	0
0	0	0	0	0	0	0
0	0	0	0	0	0	0
<u>(244,613)</u>	<u>6,116</u>	<u>(7,591)</u>	<u>160,609</u>	<u>(587,483)</u>	<u>1,109</u>	<u>(596,193)</u>
342,934	5,468	34,337	29,138	587,483	6,621	517,240
<u>\$98,321</u>	<u>\$11,584</u>	<u>\$26,746</u>	<u>\$189,747</u>	<u>\$0</u>	<u>\$7,730</u>	<u>(\$78,953)</u>

(Continued)

TOLEDO CITY SCHOOL DISTRICT, OHIO

***Combining Statement of Revenues, Expenditures and Changes in Fund Balance
Nonmajor Special Revenue Funds
For the Fiscal Year Ended June 30, 2002***

	Extended Learning Opportunity	Miscellaneous State	Adult Basic Education	Title I Migrant Education	Title II EESA and NDEA
Revenues:					
Tuition	\$0	\$0	\$0	\$0	\$0
Food Service	0	0	0	0	0
Investment Earnings	0	0	0	0	0
Extracurricular Activities	0	0	0	0	0
Classroom Materials and Fees	0	0	0	0	0
Intermediate Sources	0	0	0	0	0
Intergovernmental - State	0	411,823	0	0	0
Intergovernmental - Federal	0	0	692,921	6,099	265,990
All Other Revenue	0	0	0	0	0
Total Revenue	0	411,823	692,921	6,099	265,990
Expenditures:					
Current:					
Instruction	0	382,661	772,170	4,223	0
Support Services	639,343	820,899	166,388	134	375,667
Non-Instructional Services	0	801	0	0	5,425
Extracurricular Activities	0	0	0	0	0
Capital Outlay	0	0	0	0	0
Total Expenditures	639,343	1,204,361	938,558	4,357	381,092
Excess (Deficiency) of Revenues Over Expenditures	(639,343)	(792,538)	(245,637)	1,742	(115,102)
Other Financing Sources (Uses):					
Operating Transfers In	0	0	0	0	0
Operating Transfers Out	0	0	0	0	0
Total Other Financing Sources (Uses)	0	0	0	0	0
Net Change in Fund Balance	(639,343)	(792,538)	(245,637)	1,742	(115,102)
Fund Balances (Deficit) at Beginning of Year	639,343	894,506	36,068	754	179,222
Fund Balances (Deficit) End of Year	\$0	\$101,968	(\$209,569)	\$2,496	\$64,120

TOLEDO CITY SCHOOL DISTRICT, OHIO

**Combining Statement of Revenues, Expenditures and Changes in Fund Balance
Nonmajor Special Revenue Funds
For the Fiscal Year Ended June 30, 2002**


Special Education Handicapped	Vocational Education	Chapter 1	Chapter 2	Emergency Immigrant Education	Drug Free Schools	Preschool Grants for the Handicapped
\$0	\$0	\$0	\$0	\$0	\$0	\$0
0	0	0	0	0	0	0
0	0	0	0	0	0	0
0	0	0	0	0	0	0
0	0	0	0	0	0	0
0	0	0	0	0	0	0
0	0	0	0	0	0	0
3,259,474	905,596	17,355,476	496,265	0	651,466	233,557
<u>0</u>	<u>0</u>	<u>0</u>	<u>0</u>	<u>0</u>	<u>0</u>	<u>0</u>
<u>3,259,474</u>	<u>905,596</u>	<u>17,355,476</u>	<u>496,265</u>	<u>0</u>	<u>651,466</u>	<u>233,557</u>
639,567	219,946	9,939,888	190,830	4,968	0	12,584
2,953,342	985,276	4,218,469	66,154	0	448,812	200,618
144,365	81	2,125,578	61,166	0	4,309	0
0	0	0	0	0	0	0
0	0	0	0	0	0	0
<u>3,737,274</u>	<u>1,205,303</u>	<u>16,283,935</u>	<u>318,150</u>	<u>4,968</u>	<u>453,121</u>	<u>213,202</u>
(477,800)	(299,707)	1,071,541	178,115	(4,968)	198,345	20,355
0	218	0	0	0	0	0
0	0	0	0	0	0	0
<u>0</u>	<u>218</u>	<u>0</u>	<u>0</u>	<u>0</u>	<u>0</u>	<u>0</u>
(477,800)	(299,489)	1,071,541	178,115	(4,968)	198,345	20,355
(153,494)	(121,960)	4,437,721	(135,889)	4,968	(148,277)	(25,112)
<u>(\$631,294)</u>	<u>(\$421,449)</u>	<u>\$5,509,262</u>	<u>\$42,226</u>	<u>\$0</u>	<u>\$50,068</u>	<u>(\$4,757)</u>

(Continued)

TOLEDO CITY SCHOOL DISTRICT, OHIO

***Combining Statement of Revenues, Expenditures and Changes in Fund Balance
Nonmajor Special Revenue Funds
For the Fiscal Year Ended June 30, 2002***

	Telecom- munications Act Grant	Goals 2000	Reducing Class Size	Miscellaneous Federal Grants	Total Nonmajor Special Revenue Funds
Revenues:					
Tuition	\$0	\$0	\$0	\$0	\$869,558
Food Service	0	0	0	0	2,335,035
Investment Earnings	0	0	0	0	194,337
Extracurricular Activities	0	0	0	0	1,600,512
Classroom Materials and Fees	0	0	0	0	224,344
Intermediate Sources	0	0	0	0	79,106
Intergovernmental - State	0	0	0	0	32,773,512
Intergovernmental - Federal	795,081	90,684	1,392,915	4,540,495	37,034,322
All Other Revenue	0	0	0	344	272,127
Total Revenue	795,081	90,684	1,392,915	4,540,839	75,382,853
Expenditures:					
Current:					
Instruction	0	13,853	765,244	713,102	35,380,590
Support Services	750,696	78,415	75,272	3,864,653	25,039,372
Non-Instructional Services	0	0	0	71,141	17,419,738
Extracurricular Activities	0	0	0	0	1,542,975
Capital Outlay	0	0	0	0	387,270
Total Expenditures	750,696	92,268	840,516	4,648,896	79,769,945
Excess (Deficiency) of Revenues					
Over Expenditures	44,385	(1,584)	552,399	(108,057)	(4,387,092)
Other Financing Sources (Uses):					
Operating Transfers In	0	0	0	0	2,196,165
Operating Transfers Out	0	0	0	0	(47,980)
Total Other Financing Sources (Uses)	0	0	0	0	2,148,185
Net Change in Fund Balance	44,385	(1,584)	552,399	(108,057)	(2,238,907)
Fund Balances (Deficit) at Beginning of Year	46,481	107,400	0	589,191	9,410,571
Fund Balances (Deficit) End of Year	\$90,866	\$105,816	\$552,399	\$481,134	\$7,171,664



TOLEDO CITY SCHOOL DISTRICT, OHIO

**Combining Balance Sheet
Nonmajor Capital Projects Funds
June 30, 2002**

	Vocational Education Equipment	SchoolNet	Technology Equity Grant	Special Capital Projects	Total Nonmajor Capital Projects Funds
Assets:					
Cash and Cash Equivalents	\$22,634	\$1,114,920	\$317,629	\$1,455,146	\$2,910,329
Receivables:					
Intergovernmental	59,360	0	0	609,947	669,307
Total Assets	<u>\$81,994</u>	<u>\$1,114,920</u>	<u>\$317,629</u>	<u>\$2,065,093</u>	<u>\$3,579,636</u>
Liabilities:					
Accounts Payable	18,629	0	118,439	271,210	408,278
Interfund Loans Payable	58,994	0	0	126,565	185,559
Deferred Revenue	59,360	0	0	609,947	669,307
Total Liabilities	<u>136,983</u>	<u>0</u>	<u>118,439</u>	<u>1,007,722</u>	<u>1,263,144</u>
Fund Balances:					
Reserved for Encumbrances	4,004	0	127,899	1,182,676	1,314,579
Unreserved, Undesignated in:					
Capital Projects Funds	(58,993)	1,114,920	71,291	(125,305)	1,001,913
Total Fund Balances (Deficit)	<u>(54,989)</u>	<u>1,114,920</u>	<u>199,190</u>	<u>1,057,371</u>	<u>2,316,492</u>
Total Liabilities and Funds Balances	<u>\$81,994</u>	<u>\$1,114,920</u>	<u>\$317,629</u>	<u>\$2,065,093</u>	<u>\$3,579,636</u>

TOLEDO CITY SCHOOL DISTRICT, OHIO

**Combining Statement of Revenues, Expenditures and Changes in Fund Balance
Nonmajor Capital Projects Funds
For the Fiscal Year Ended June 30, 2002**

	Vocational Education Equipment	SchoolNet	Technology Equity Grant	Special Capital Projects	Total Nonmajor Capital Projects Funds
Revenues:					
Intergovernmental - State	\$120,466	\$1,129,920	\$420,398	\$975,521	\$2,646,305
Total Revenue	<u>120,466</u>	<u>1,129,920</u>	<u>420,398</u>	<u>975,521</u>	<u>2,646,305</u>
Expenditures:					
Current:					
Instruction	60,762	0	65,760	0	126,522
Supporting Services	0	925,242	405,736	0	1,330,978
Capital Outlay	0	0	0	955,512	955,512
Total Expenditures	<u>60,762</u>	<u>925,242</u>	<u>471,496</u>	<u>955,512</u>	<u>2,413,012</u>
Net Change in Fund Balance	59,704	204,678	(51,098)	20,009	233,293
Fund Balances (Deficit) at Beginning of Year	<u>(114,693)</u>	<u>910,242</u>	<u>250,288</u>	<u>1,037,362</u>	<u>2,083,199</u>
Fund Balances (Deficit) End of Year	<u><u>(\$54,989)</u></u>	<u><u>\$1,114,920</u></u>	<u><u>\$199,190</u></u>	<u><u>\$1,057,371</u></u>	<u><u>\$2,316,492</u></u>

TOLEDO CITY SCHOOL DISTRICT, OHIO

***Schedule of Revenues, Expenditures and Changes in
Fund Balance – Budget and Actual (Non-GAAP Budgetary Basis)
Nonmajor Special Revenue Funds
For the Fiscal Year Ended June 30, 2002***

FOOD SERVICE FUND				Variance with Final Budget Positive (Negative)
	Original Budget	Final Budget	Actual	
Revenues:				
Revenue from Local Sources	\$8,747,795	\$3,678,197	\$2,403,508	(\$1,274,689)
Revenue from State Sources	60,677	398,416	398,415	(1)
Revenue from Federal Sources	3,583,908	6,739,153	6,739,153	0
Total Revenues	<u>12,392,380</u>	<u>10,815,766</u>	<u>9,541,076</u>	<u>(1,274,690)</u>
Expenditures:				
Food Service Operations:				
Salaries and Wages	3,992,436	3,985,417	3,985,416	1
Fringe Benefits	2,072,463	2,086,439	2,086,438	1
Purchased Services	256,118	238,636	237,698	938
Supplies and Materials	4,405,266	3,973,660	3,973,547	113
Other Expenditures	11,000	8,161	8,161	0
Capital Outlay	65,000	35,628	35,626	2
Total Expenditures	<u>10,802,283</u>	<u>10,327,941</u>	<u>10,326,886</u>	<u>1,055</u>
Excess (Deficiency) of Revenues Over (Under) Expenditures				
	1,590,097	487,825	(785,810)	(1,273,635)
Other Financing Sources (Uses):				
Operating Transfers In	0	1,576,615	1,576,615	0
Advances Out	(799,790)	(799,790)	(799,790)	0
Refund of Prior Year's Expenditures	162	162	162	0
Total Other Financing Sources (Uses):	<u>(799,628)</u>	<u>776,987</u>	<u>776,987</u>	<u>0</u>
Excess (Deficiency) of Revenues and Other Financing Sources Over (Under) Expenditures and Other Financing Uses				
	790,469	1,264,812	(8,823)	(1,273,635)
Fund Balance at Beginning of Year				
	1	1	1	0
Prior Year Encumbrances				
	9,321	9,321	9,321	0
Fund Balance at End of Year				
	<u>\$799,791</u>	<u>\$1,274,134</u>	<u>\$499</u>	<u>(\$1,273,635)</u>

TOLEDO CITY SCHOOL DISTRICT, OHIO

***Schedule of Revenues, Expenditures and Changes in
Fund Balance – Budget and Actual (Non-GAAP Budgetary Basis)
Nonmajor Special Revenue Funds
For the Fiscal Year Ended June 30, 2002***

UNIFORM SCHOOLS SUPPLIES FUND				Variance with Final Budget Positive (Negative)
	<u>Original Budget</u>	<u>Final Budget</u>	<u>Actual</u>	
Revenues:				
Revenue from Local Sources	\$828,172	\$811,750	\$210,023	(\$601,727)
Total Revenues	<u>828,172</u>	<u>811,750</u>	<u>210,023</u>	<u>(601,727)</u>
Expenditures:				
Regular Instruction:				
Purchased Services	13	12	12	0
Supplies and Materials	830,779	263,473	261,782	1,691
Other Expenditures	<u>19,950</u>	<u>1,219</u>	<u>1,219</u>	<u>0</u>
Total Expenditures	<u>850,742</u>	<u>264,704</u>	<u>263,013</u>	<u>1,691</u>
Excess (Deficiency) of Revenues Over (Under) Expenditures	(22,570)	547,046	(52,990)	(600,036)
Other Financing Sources (Uses):				
Operating Transfers In	5,563	9,363	9,363	0
Advances In	0	19,122	19,122	0
Advances Out	<u>(7,500)</u>	<u>(4,931)</u>	<u>(4,931)</u>	<u>0</u>
Total Other Financing Sources (Uses):	<u>(1,937)</u>	<u>23,554</u>	<u>23,554</u>	<u>0</u>
Excess (Deficiency) of Revenues and Other Financing Sources Over (Under) Expenditures and Other Financing Uses	(24,507)	570,600	(29,436)	(600,036)
Fund Balance at Beginning of Year	1	1	1	0
Prior Year Encumbrances	<u>29,437</u>	<u>29,437</u>	<u>29,437</u>	<u>0</u>
Fund Balance at End of Year	<u>\$4,931</u>	<u>\$600,038</u>	<u>\$2</u>	<u>(\$600,036)</u>

TOLEDO CITY SCHOOL DISTRICT, OHIO

***Schedule of Revenues, Expenditures and Changes in
Fund Balance – Budget and Actual (Non-GAAP Budgetary Basis)
Nonmajor Special Revenue Funds
For the Fiscal Year Ended June 30, 2002***

VOCATIONAL ROTARY FUND				Variance with Final Budget Positive (Negative)
	Original Budget	Final Budget	Actual	
Revenues:				
Revenue from Local Sources	\$647,789	\$668,139	\$350,371	(\$317,768)
Total Revenues	647,789	668,139	350,371	(317,768)
Expenditures:				
Regular Instruction:				
Purchased Services	2,000	170	170	0
Supplies and Materials	59,200	42,262	42,262	0
Other Expenditures	8,500	57	57	0
Capital Outlay	1,000	0	0	0
Total Regular Instruction	70,700	42,489	42,489	0
Special Instruction:				
Purchased Services	150	0	0	0
Supplies and Materials	1,100	1,081	1,081	0
Other Expenditures	250	10	10	0
Total Special Instruction	1,500	1,091	1,091	0
Vocational Education:				
Purchased Services	69,644	10,295	10,295	0
Supplies and Materials	564,552	230,323	230,323	0
Other Expenditures	42,600	2,021	2,021	0
Capital Outlay	66,100	4,752	4,752	0
Total Vocational Education	742,896	247,391	247,391	0
Adult/Continuing Instruction:				
Purchased Services	1,088	495	495	0
Supplies and Materials	20,500	14,746	14,746	0
Other Expenditures	0	196	196	0
Capital Outlay	2,000	0	0	0
Total Adult/Continuing Instruction	23,588	15,437	15,437	0
Total Expenditures	838,684	306,408	306,408	0

(Continued)

TOLEDO CITY SCHOOL DISTRICT, OHIO

***Schedule of Revenues, Expenditures and Changes in
Fund Balance – Budget and Actual (Non-GAAP Budgetary Basis)
Nonmajor Special Revenue Funds
For the Fiscal Year Ended June 30, 2002***

	VOCATIONAL ROTARY FUND			Variance with Final Budget Positive (Negative)
	<u>Original Budget</u>	<u>Final Budget</u>	<u>Actual</u>	
Excess (Deficiency) of Revenues Over (Under) Expenditures	(190,895)	361,731	43,963	(317,768)
Other Financing Sources (Uses):				
Operating Transfers In	5,850	0	0	0
Operating Transfers Out	(55,100)	(37,070)	(37,070)	0
Advances In	14,500	0	0	0
Advances Out	(11,900)	0	0	0
Refund of Prior Year's Receipts	<u>(1,300)</u>	<u>(3,271)</u>	<u>(3,271)</u>	<u>0</u>
Total Other Financing Sources (Uses)	(47,950)	(40,341)	(40,341)	0
Excess (Deficiency) of Revenues and Other Financing Sources Over (Under) Expenditures and Other Financing Uses	(238,845)	321,390	3,622	(317,768)
Fund Balance at Beginning of Year	229,445	229,445	229,445	0
Prior Year Encumbrances	<u>9,399</u>	<u>9,399</u>	<u>9,399</u>	<u>0</u>
Fund Balance at End of Year	<u><u>(\$1)</u></u>	<u><u>\$560,234</u></u>	<u><u>\$242,466</u></u>	<u><u>(\$317,768)</u></u>

TOLEDO CITY SCHOOL DISTRICT, OHIO

***Schedule of Revenues, Expenditures and Changes in
Fund Balance – Budget and Actual (Non-GAAP Budgetary Basis)
Nonmajor Special Revenue Funds
For the Fiscal Year Ended June 30, 2002***

ADULT EDUCATION FUND				
	<u>Original Budget</u>	<u>Final Budget</u>	<u>Actual</u>	Variance with Final Budget Positive (Negative)
Revenues:				
Revenue from Local Sources	\$1,254,718	\$1,226,569	\$796,951	(\$429,618)
Revenue from State Sources	553,814	434,948	434,949	1
Total Revenues	<u>1,808,532</u>	<u>1,661,517</u>	<u>1,231,900</u>	<u>(429,617)</u>
Expenditures:				
Adult/Continuing Instruction:				
Salaries and Wages	1,039,892	990,823	990,823	0
Fringe Benefits	339,268	314,439	314,439	0
Purchased Services	55,854	41,232	40,423	809
Supplies and Materials	230,546	76,251	75,262	989
Other Expenditures	6,578	6,050	5,357	693
Capital Outlay	14,007	21,253	21,253	0
Total Adult/Continuing Instruction	<u>1,686,145</u>	<u>1,450,048</u>	<u>1,447,557</u>	<u>2,491</u>
Operation and Maint. Of Plant Serv.:				
Salaries and Wages	51,885	56,336	56,336	0
Fringe Benefits	28,802	22,789	22,789	0
Supplies and Materials	3,594	1,263	1,263	0
Total Operation and Maint. Of Plant Serv.	<u>84,281</u>	<u>80,388</u>	<u>80,388</u>	<u>0</u>
Other Operation of Non-Instr. Serv.:				
Fringe Benefits	16,048	11,697	11,697	0
Total Expenditures	<u>1,786,474</u>	<u>1,542,133</u>	<u>1,539,642</u>	<u>2,491</u>
Excess (Deficiency) of Revenues Over (Under) Expenditures	22,058	119,384	(307,742)	(427,126)
Other Financing Sources (Uses):				
Operating Transfers In	0	100	306,588	306,488
Advances In	0	146,915	59,441	(87,474)
Advances Out	(185,943)	(110,000)	(110,000)	0
Refund of Prior Year's Expenditures	448	448	448	0
Total Other Financing Sources (Uses)	<u>(185,495)</u>	<u>37,463</u>	<u>256,477</u>	<u>219,014</u>
Excess (Deficiency) of Revenues and Other Financing Sources Over (Under) Expenditures and Other Financing Uses	(163,437)	156,847	(51,265)	(208,112)
Fund Balance at Beginning of Year	248,439	248,439	248,439	0
Prior Year Encumbrances	24,996	24,996	24,996	0
Fund Balance at End of Year	<u><u>\$109,998</u></u>	<u><u>\$430,282</u></u>	<u><u>\$222,170</u></u>	<u><u>(\$208,112)</u></u>

TOLEDO CITY SCHOOL DISTRICT, OHIO

***Schedule of Revenues, Expenditures and Changes in
Fund Balance – Budget and Actual (Non-GAAP Budgetary Basis)
Nonmajor Special Revenue Funds
For the Fiscal Year Ended June 30, 2002***

SCHOOL BUILDING SUPPORT FUND				Variance with Final Budget Positive (Negative)
	Original Budget	Final Budget	Actual	
Revenues:				
Revenue from Local Sources	\$2,715,471	\$2,681,185	\$823,481	(\$1,857,704)
Total Revenues	2,715,471	2,681,185	823,481	(1,857,704)
Expenditures:				
Regular Instruction:				
Salaries and Wages	2,000	700	700	0
Purchased Services	258,619	33,498	33,498	0
Supplies and Materials	294,087	50,119	50,119	0
Other Expenditures	67,495	3,422	3,422	0
Capital Outlay	51,700	689	689	0
Total Regular Instruction	673,901	88,428	88,428	0
Special Instruction:				
Purchased Services	36,950	9,417	9,417	0
Supplies and Materials	76,101	11,326	11,326	0
Other Expenditures	4,600	76	76	0
Capital Outlay	22,400	0	0	0
Total Special Instruction	140,051	20,819	20,819	0
Vocational Education:				
Purchased Services	10,002	1,105	1,105	0
Supplies and Materials	6,500	96	96	0
Other Expenditures	10,000	0	0	0
Capital Outlay	6,500	0	0	0
Total Vocational Education	33,002	1,201	1,201	0
Adult/Continuing Instruction:				
Purchased Services	2,250	1,118	1,118	0
Supplies and Materials	7,250	1,176	1,176	0
Other Expenditures	1,000	0	0	0
Capital Outlay	500	0	0	0
Total Adult/Continuing Instruction	11,000	2,294	2,294	0
Support Services - Pupils:				
Purchased Services	2,450	532	532	0
Supplies and Materials	14,800	1,993	1,993	0
Other Expenditures	2,275	1,504	1,504	0
Capital Outlay	650	0	0	0
Total Support Services - Pupils	20,175	4,029	4,029	0
Support Services - Instructional Staff:				
Purchased Services	28,700	375	375	0
Supplies and Materials	117,896	23,867	23,864	3
Other Expenditures	9,925	70	70	0
Capital Outlay	58,100	1,268	1,268	0
Total Support Services - Instructional Staff	214,621	25,580	25,577	3

(Continued)

TOLEDO CITY SCHOOL DISTRICT, OHIO

***Schedule of Revenues, Expenditures and Changes in
Fund Balance – Budget and Actual (Non-GAAP Budgetary Basis)
Nonmajor Special Revenue Funds
For the Fiscal Year Ended June 30, 2002***

SCHOOL BUILDING SUPPORT FUND				Variance with Final Budget Positive (Negative)
	<u>Original Budget</u>	<u>Final Budget</u>	<u>Actual</u>	
Academic and Subject Oriented Act.:				
Salaries and Wages	1,000	0	0	0
Purchased Services	1,032,767	410,978	410,818	160
Supplies and Materials	867,888	353,734	353,658	76
Other Expenditures	74,000	5,503	5,103	400
Capital Outlay	171,850	4,864	4,864	0
Total Academic and Subject Oriented Act.	<u>2,147,505</u>	<u>775,079</u>	<u>774,443</u>	<u>636</u>
Occupation Oriented Activities:				
Purchased Services	4,250	0	0	0
Supplies and Materials	14,500	64	64	0
Other Expenditures	1,300	0	0	0
Capital Outlay	3,965	1,550	1,550	0
Total Occupation Oriented Activities	<u>24,015</u>	<u>1,614</u>	<u>1,614</u>	<u>0</u>
Sports Oriented Act.:				
Purchased Services	50	0	0	0
Supplies and Materials	400	0	0	0
Other Expenditures	200	0	0	0
Capital Outlay	350	0	0	0
Total Sports Oriented Act.	<u>1,000</u>	<u>0</u>	<u>0</u>	<u>0</u>
School & Pub. Serv. Co-Curric. Act.:				
Purchased Services	226,573	15,320	15,320	0
Supplies and Materials	82,252	21,916	21,916	0
Other Expenditures	19,600	990	990	0
Capital Outlay	9,451	2,826	2,826	0
Total School & Pub. Serv. Co-Curric. Act.	<u>337,876</u>	<u>41,052</u>	<u>41,052</u>	<u>0</u>
Total Expenditures	<u>3,603,146</u>	<u>960,096</u>	<u>959,457</u>	<u>639</u>
Excess (Deficiency) of Revenues Over (Under) Expenditures	(887,675)	1,721,089	(135,976)	(1,857,065)
Other Financing Sources (Uses):				
Operating Transfers In	45,700	107,935	107,935	0
Operating Transfers Out	(10,000)	(9,534)	(9,534)	0
Advances In	11,500	44,967	44,967	0
Advances Out	(21,500)	(44,967)	(44,967)	0
Refund of Prior Year's Expenditures	0	1,583	1,583	0
Refund of Prior Year's Receipts	(2,800)	(18,907)	(18,907)	0
Total Other Financing Sources (Uses):	<u>22,900</u>	<u>81,077</u>	<u>81,077</u>	<u>0</u>
Excess (Deficiency) of Revenues and Other Financing Sources Over (Under) Expenditures and Other Financing Uses	(864,775)	1,802,166	(54,899)	(1,857,065)
Fund Balance at Beginning of Year	806,480	806,480	806,480	0
Prior Year Encumbrances	58,297	58,297	58,297	0
Fund Balance at End of Year	<u>\$2</u>	<u>\$2,666,943</u>	<u>\$809,878</u>	<u>(\$1,857,065)</u>

TOLEDO CITY SCHOOL DISTRICT, OHIO

***Schedule of Revenues, Expenditures and Changes in
Fund Balance – Budget and Actual (Non-GAAP Budgetary Basis)
Nonmajor Special Revenue Funds
For the Fiscal Year Ended June 30, 2002***

OTHER GRANTS FUND				Variance with Final Budget Positive (Negative)
	Original Budget	Final Budget	Actual	
Revenues:				
Revenue from Local Sources	\$118,427	\$103,166	\$67,047	(\$36,119)
Revenue from Intermediate Sources	48,705	48,705	48,705	0
Total Revenues	<u>167,132</u>	<u>151,871</u>	<u>115,752</u>	<u>(36,119)</u>
Expenditures:				
GML1 - 2000 GM Challenge - Leverette Elem.:				
Supplies and Materials	2,500	2,500	2,500	0
GMM0 - 2000 GM Challenge - Mctigue Jr. High:				
Purchased Services	89	83	6	77
GMM1 - 2000 GM Challenge - Mctigue Jr. High:				
Other Expenditures	2,259	2,259	2,259	0
GMR0 - 2000 GM Challenge - Rogers High:				
Supplies and Materials	33	33	33	0
GMR1 - 2000 GM Challenge - Rogers High:				
Supplies and Materials	1,442	1,417	1,313	104
Other Expenditures	1,604	1,604	1,604	0
Total for Special Cost Center GMR1	<u>3,046</u>	<u>3,021</u>	<u>2,917</u>	<u>104</u>
GMW0 - 2000 GM Challenge - Woodward High:				
Purchased Services	1	0	0	0
Supplies and Materials	1,035	1,067	1,035	32
Total for Special Cost Center GMW0	<u>1,036</u>	<u>1,067</u>	<u>1,035</u>	<u>32</u>
GMW1 - 2000 GM Challenge - Woodward High:				
Supplies and Materials	2,417	2,403	2,403	0
1R51 - Urban Initiative - Roinson:				
Supplies and Materials	0	1,896	1,895	1
1162 - Communities Jones:				
Purchased Services	35	0	0	0
Supplies and Materials	1,526	2,149	2,149	0
Capital Outlay	939	350	350	0
Total for Special Cost Center 1162	<u>2,500</u>	<u>2,499</u>	<u>2,499</u>	<u>0</u>
1192 - RPDC International Studies:				
Salaries and Wages	880	1,104	1,104	0
Fringe Benefits	146	154	154	0
Purchased Services	674	504	504	0
Supplies and Materials	800	707	707	0
Total for Special Cost Center 1192	<u>2,500</u>	<u>2,469</u>	<u>2,469</u>	<u>0</u>

(Continued)

TOLEDO CITY SCHOOL DISTRICT, OHIO

**Schedule of Revenues, Expenditures and Changes in
Fund Balance – Budget and Actual (Non-GAAP Budgetary Basis)
Nonmajor Special Revenue Funds
For the Fiscal Year Ended June 30, 2002**

OTHER GRANTS FUND				Variance with Final Budget Positive (Negative)
	<u>Original Budget</u>	<u>Final Budget</u>	<u>Actual</u>	
1262 - Lake Erie Jones:				
Purchased Services	2,034	938	938	0
Supplies and Materials	136	1,266	1,266	0
Capital Outlay	330	297	297	0
Total for Special Cost Center 1262	<u>2,500</u>	<u>2,501</u>	<u>2,501</u>	<u>0</u>
1441 - Store of Knowledge Grant:				
Supplies and Materials	1,556	1,556	1,556	0
1896 - Project Smart Lincoln:				
Purchased Services	0	3,740	3,740	0
Supplies and Materials	6,312	0	0	0
Total for Special Cost Center 1896	<u>6,312</u>	<u>3,740</u>	<u>3,740</u>	<u>0</u>
1911 - Ger-Am Festvl Award FY-01:				
Supplies and Materials	398	0	0	0
1912 - Ger-Am Festvl Award FY-02:				
Supplies and Materials	1,598	1,277	1,277	0
2172 - Educ. Innovation - Title I:				
Salaries and Wages	2,142	1,134	1,134	0
Fringe Benefits	358	178	178	0
Supplies and Materials	0	1,112	1,112	0
Other Expenditures	0	77	77	0
Total for Special Cost Center 2172	<u>2,500</u>	<u>2,501</u>	<u>2,501</u>	<u>0</u>
2472 - Intro. Of Fine Arts - Washington:				
Purchased Services	3,780	3,302	3,302	0
2541 - Telescope Grant:				
Supplies and Materials	0	74	74	0
Capital Outlay	2,000	1,926	1,926	0
Total for Special Cost Center 2541	<u>2,000</u>	<u>2,000</u>	<u>2,000</u>	<u>0</u>
2572 - Book-In-The-Bag:				
Supplies and Materials	920	896	896	0
Other Expenditures	0	24	24	0
Total for Special Cost Center 2572	<u>920</u>	<u>920</u>	<u>920</u>	<u>0</u>
2581 - YMCA Youth Opportunities:				
Salaries and Wages	3,609	1,000	1,000	0
Fringe Benefits	1,323	179	179	0
Total for Special Cost Center 2581	<u>4,932</u>	<u>1,179</u>	<u>1,179</u>	<u>0</u>

(Continued)

TOLEDO CITY SCHOOL DISTRICT, OHIO

***Schedule of Revenues, Expenditures and Changes in
Fund Balance – Budget and Actual (Non-GAAP Budgetary Basis)
Nonmajor Special Revenue Funds
For the Fiscal Year Ended June 30, 2002***

OTHER GRANTS FUND				Variance with Final Budget Positive (Negative)
	Original Budget	Final Budget	Actual	
2582 - YMCA Youth Opportunities:				
Salaries and Wages	55,015	37,636	37,636	0
Fringe Benefits	12,026	6,541	6,541	0
Total for Special Cost Center 2582	67,041	44,177	44,177	0
2611 - Raising Readers:				
Fringe Benefits	9	0	0	0
Supplies and Materials	1,255	1,263	1,263	0
Total for Special Cost Center 2611	1,264	1,263	1,263	0
2730 - Colonial America:				
Supplies and Materials	336	341	341	0
Other Expenditures	349	0	0	0
Total for Special Cost Center 2730	685	341	341	0
3TP2 - The Toledo Plan - 02:				
Purchased Services	20,000	3,908	3,908	0
3102 - Pair-It Books-OWE FY-02:				
Supplies and Materials	4,000	4,000	4,000	0
3132 - Empower K Teacher-Science:				
Salaries and Wages	726	0	0	0
Fringe Benefits	146	0	0	0
Purchased Services	1,628	1,610	1,610	0
Total for Special Cost Center 3132	2,500	1,610	1,610	0
3191 - Enhance Student Learning:				
Purchased Services	1,450	1,412	1,412	0
Supplies and Materials	700	548	548	0
Total for Special Cost Center 3191	2,150	1,960	1,960	0
3291 - Science Instruction:				
Purchased Services	55	0	(698)	698
Supplies and Materials	700	0	0	0
Total for Special Cost Center 3291	755	0	(698)	698
3461 - RPDC Teacher Trn. G-F:				
Salaries and Wages	280	0	0	0
Fringe Benefits	82	0	0	0
Total for Special Cost Center 3461	362	0	0	0
5820 - Charlotte R. Schmidlapp:				
Supplies and Materials	100	100	98	2

(Continued)

TOLEDO CITY SCHOOL DISTRICT, OHIO

***Schedule of Revenues, Expenditures and Changes in
Fund Balance – Budget and Actual (Non-GAAP Budgetary Basis)
Nonmajor Special Revenue Funds
For the Fiscal Year Ended June 30, 2002***

OTHER GRANTS FUND				Variance with Final Budget Positive (Negative)
	Original Budget	Final Budget	Actual	
6CH2 - Reading Recovery:				
Supplies and Materials	3,829	3,566	3,566	0
6NS1 - Integrated Science - Navarre:				
Salaries and Wages	515	0	0	0
Fringe Benefits	85	0	0	0
Supplies and Materials	471	276	276	0
Total for Special Cost Center 6NS1	1,071	276	276	0
6OR2 - Classroom Amp System:				
Capital Outlay	3,575	3,575	3,575	0
6WF2 - Pair-It Books Activities:				
Salaries and Wages	1,120	989	989	0
Fringe Benefits	210	172	170	2
Supplies and Materials	1,945	2,073	2,073	0
Total for Special Cost Center 6WF2	3,275	3,234	3,232	2
6WR2 - Writing/Rhythm - Harvard:				
Salaries and Wages	1,135	661	661	0
Fringe Benefits	227	96	96	0
Purchased Services	900	900	900	0
Supplies and Materials	239	225	225	0
Total for Special Cost Center 6WR2	2,501	1,882	1,882	0
6102 - Urban Leadership Development:				
Purchased Services	60,000	60,000	60,000	0
6121 - UAW Jr. High Mentor FY-01:				
Salaries and Wages	750	0	0	0
Fringe Benefits	498	0	0	0
Total for Special Cost Center 6121	1,248	0	0	0
6122 - UAW Jr. High Mentor FY-02:				
Salaries and Wages	12,000	12,000	12,000	0
Fringe Benefits	2,244	2,147	2,147	0
Total for Special Cost Center 6122	14,244	14,147	14,147	0
6461 - RPDC Dev. Literature FY-01:				
Purchased Services	292	200	200	0
Supplies and Materials	109	188	188	0
Total for Special Cost Center 6461	401	388	388	0

(Continued)

TOLEDO CITY SCHOOL DISTRICT, OHIO

**Schedule of Revenues, Expenditures and Changes in
Fund Balance – Budget and Actual (Non-GAAP Budgetary Basis)
Nonmajor Special Revenue Funds
For the Fiscal Year Ended June 30, 2002**

	OTHER GRANTS FUND			Variance with Final Budget Positive (Negative)
	Original Budget	Final Budget	Actual	
8620 - Interactive Education:				
Fringe Benefits	1	0	0	0
Supplies and Materials	2,857	2,856	2,856	0
Total for Special Cost Center 8620	<u>2,858</u>	<u>2,856</u>	<u>2,856</u>	<u>0</u>
9729 - Toyota Math Learning:				
Salaries and Wages	0	12	12	0
Fringe Benefits	1	0	0	0
Supplies and Materials	99	95	87	8
Total for Special Cost Center 9729	<u>100</u>	<u>107</u>	<u>99</u>	<u>8</u>
9740 - Tour FY-00:				
Salaries and Wages	1,202	0	0	0
Fringe Benefits	43	0	0	0
Purchased Services	3,700	2,319	2,319	0
Supplies and Materials	1,316	0	0	0
Total for Special Cost Center 9740	<u>6,261</u>	<u>2,319</u>	<u>2,319</u>	<u>0</u>
3192 - Enhance Student Learning:				
Salaries and Wages	726	0	0	0
Fringe Benefits	146	0	0	0
Purchased Services	1,628	0	0	0
Total for Special Cost Center 3192	<u>2,500</u>	<u>0</u>	<u>0</u>	<u>0</u>
Total Expenditures	<u>243,596</u>	<u>186,915</u>	<u>185,991</u>	<u>924</u>
Excess (Deficiency) of Revenues Over (Under) Expenditures	(76,464)	(35,044)	(70,239)	(35,195)
Other Financing Sources (Uses):				
Advances In	0	25,769	25,771	2
Advances Out	0	(22,317)	(22,317)	0
Refund of Prior Year's Expenditures	0	0	30	30
Refund of Prior Year's Receipts	0	(7,484)	(7,484)	0
Total Other Financing Sources (Uses):	<u>0</u>	<u>(4,032)</u>	<u>(4,000)</u>	<u>32</u>
Excess (Deficiency) of Revenues and Other Financing Sources Over (Under) Expenditures and Other Financing Uses	(76,464)	(39,076)	(74,239)	(35,163)
Fund Balance at Beginning of Year	79,024	79,024	79,024	0
Prior Year Encumbrances	19,752	19,752	19,752	0
Fund Balance at End of Year	<u>\$22,312</u>	<u>\$59,700</u>	<u>\$24,537</u>	<u>(\$35,163)</u>

TOLEDO CITY SCHOOL DISTRICT, OHIO

***Schedule of Revenues, Expenditures and Changes in
Fund Balance – Budget and Actual (Non-GAAP Budgetary Basis)
Nonmajor Special Revenue Funds
For the Fiscal Year Ended June 30, 2002***

SCHOOL IMPROVEMENT VENTURE CAPITAL FUND				Variance with Final Budget Positive (Negative)
	<u>Original Budget</u>	<u>Final Budget</u>	<u>Actual</u>	
Revenues:				
Total Revenues	\$0	\$0	\$0	\$0
Expenditures:				
R491 - 2001 Venture Capital Robinson Jr. H.:				
Support Services - Instruct. Staff:				
Salaries and Wages	5,461	6,200	6,200	0
Fringe Benefits	912	1,004	1,004	0
Purchased Services	8,945	7,377	7,377	0
Supplies and Materials	2,740	3,756	3,756	0
Other Expenditures	350	80	80	0
Capital Outlay	1,000	370	370	0
Total Expenditures	<u>19,408</u>	<u>18,787</u>	<u>18,787</u>	<u>0</u>
Excess (Deficiency) of Revenues Over (Under) Expenditures	(19,408)	(18,787)	(18,787)	0
Other Financing Sources (Uses):				
Refund of Prior Year's Receipts	0	(620)	(620)	0
Excess (Deficiency) of Revenues and Other Financing Sources Over (Under) Expenditures and Other Financing Uses	(19,408)	(19,407)	(19,407)	0
Fund Balance at Beginning of Year	19,159	19,159	19,159	0
Prior Year Encumbrances	248	248	248	0
Fund Balance at End of Year	<u>(\$1)</u>	<u>\$0</u>	<u>\$0</u>	<u>\$0</u>

TOLEDO CITY SCHOOL DISTRICT, OHIO

***Schedule of Revenues, Expenditures and Changes in
Fund Balance – Budget and Actual (Non-GAAP Budgetary Basis)
Nonmajor Special Revenue Funds
For the Fiscal Year Ended June 30, 2002***

ADMINISTRATIVELY MANAGED STUDENT ACTIVITY FUND				Variance with Final Budget Positive (Negative)
	Original Budget	Final Budget	Actual	
Revenues:				
Revenue from Local Sources	\$1,492,220	\$1,456,274	\$664,610	(\$791,664)
Total Revenues	1,492,220	1,456,274	664,610	(791,664)
Expenditures:				
Regular Instruction:				
Supplies and Materials	400	0	0	0
Total Regular Instruction	400	0	0	0
Vocational Education:				
Purchased Services	6,000	805	803	2
Supplies and Materials	5,300	0	0	0
Other Expenditures	5,700	0	0	0
Total Vocational Education	17,000	805	803	2
Academic and Subject Oriented Act.:				
Salaries and Wages	1,000	0	0	0
Purchased Services	272,976	87,501	87,285	216
Supplies and Materials	193,854	109,974	107,141	2,833
Other Expenditures	38,775	1,220	1,220	0
Capital Outlay	40,250	1,423	1,423	0
Total Academic and Subject Oriented Act	546,855	200,118	197,069	3,049
Occupation Oriented Activities:				
Purchased Services	7,350	1,541	1,541	0
Supplies and Materials	9,100	1,988	1,988	0
Other Expenditures	4,250	231	231	0
Total Occupation Oriented Activities	20,700	3,760	3,760	0
Sport Oriented Activities:				
Salaries and Wages	48,700	28,844	28,844	0
Purchased Services	280,390	166,362	166,362	0
Supplies and Materials	575,956	313,787	313,398	389
Other Expenditures	162,975	72,408	72,408	0
Capital Outlay	107,200	5,462	5,462	0
Total Sport Oriented Activities	1,175,221	586,863	586,474	389

(Continued)

TOLEDO CITY SCHOOL DISTRICT, OHIO

***Schedule of Revenues, Expenditures and Changes in
Fund Balance – Budget and Actual (Non-GAAP Budgetary Basis)
Nonmajor Special Revenue Funds
For the Fiscal Year Ended June 30, 2002***

ADMINISTRATIVELY MANAGED STUDENT ACTIVITY FUND				Variance with Final Budget Positive (Negative)
	<u>Original Budget</u>	<u>Final Budget</u>	<u>Actual</u>	
School and Pub. Serv. Co-Curric. Act.:				
Purchased Services	55,286	28,140	28,140	0
Supplies and Materials	89,240	44,503	44,503	0
Other Expenditures	12,850	1,766	1,766	0
Capital Outlay	25,500	1,930	1,930	0
Total School and Pub. Serv. Co-Curric. Act.	<u>182,876</u>	<u>76,339</u>	<u>76,339</u>	<u>0</u>
Total Expenditures	<u>1,943,052</u>	<u>867,885</u>	<u>864,445</u>	<u>3,440</u>
Excess (Deficiency) of Revenues Over (Under) Expenditures	(450,832)	588,389	(199,835)	(788,224)
Other Financing Sources (Uses):				
Operating Transfers In	83,600	195,446	195,446	0
Operating Transfers Out	(10,500)	(1,376)	(1,376)	0
Advances In	1,000	3,000	3,000	0
Advances Out	(1,000)	(3,000)	(3,000)	0
Refund of Prior Year's Receipts	(2,000)	(2,659)	(2,659)	0
Total Other Financing Sources (Uses):	<u>71,100</u>	<u>191,411</u>	<u>191,411</u>	<u>0</u>
Excess (Deficiency) of Revenues and Other Financing Sources Over (Under) Expenditures and Other Financing Uses	(379,732)	779,800	(8,424)	(788,224)
Fund Balance at Beginning of Year	322,677	322,677	322,677	0
Prior Year Encumbrances	57,056	57,056	57,056	0
Fund Balance at End of Year	<u>\$1</u>	<u>\$1,159,533</u>	<u>\$371,309</u>	<u>(\$788,224)</u>

TOLEDO CITY SCHOOL DISTRICT, OHIO

***Schedule of Revenues, Expenditures and Changes in
Fund Balance – Budget and Actual (Non-GAAP Budgetary Basis)
Nonmajor Special Revenue Funds
For the Fiscal Year Ended June 30, 2002***

AUXILIARY SERVICES FUND				
	<u>Original Budget</u>	<u>Final Budget</u>	<u>Actual</u>	Variance with Final Budget Positive (Negative)
Revenues:				
Revenue from Local Sources	(\$1,509)	\$141,386	\$107,735	(\$33,651)
Revenue from State Sources	<u>2,393,852</u>	<u>4,725,408</u>	<u>4,725,408</u>	<u>0</u>
Total Revenues	2,392,343	4,866,794	4,833,143	(33,651)
Expenditures:				
0000 Fiscal Year 2000:				
Community Services:				
Salaries and Wages	0	574	574	0
Capital Outlay	<u>54,639</u>	<u>54,048</u>	<u>54,048</u>	<u>0</u>
Total for Special Cost Center 0000	54,639	54,622	54,622	0
0001 Fiscal Year 2001:				
Support Services - Administration:				
Salaries and Wages	0	15,556	15,546	10
Fringe Benefits	4,149	5,271	5,271	0
Purchased Services	1,440	1,560	345	1,215
Supplies and Materials	<u>38</u>	<u>33</u>	<u>0</u>	<u>33</u>
Total Support Services - Administration	5,627	22,420	21,162	1,258
Community Services:				
Salaries and Wages	169,959	286,879	284,239	2,640
Fringe Benefits	85,718	94,460	94,014	446
Purchased Services	266,307	191,163	146,783	44,380
Supplies and Materials	1,228,083	1,273,276	1,159,907	113,369
Other Expenditures	0	675	675	0
Capital Outlay	<u>525,599</u>	<u>568,084</u>	<u>515,237</u>	<u>52,847</u>
Total Community Services	2,275,666	2,414,537	2,200,855	213,682
Fiscal Services:				
Other Expenditures	<u>5,475</u>	<u>299,703</u>	<u>299,703</u>	<u>0</u>
Total for Special Cost Center 0001	2,286,768	2,736,660	2,521,720	214,940

(Continued)

TOLEDO CITY SCHOOL DISTRICT, OHIO

***Schedule of Revenues, Expenditures and Changes in
Fund Balance – Budget and Actual (Non-GAAP Budgetary Basis)
Nonmajor Special Revenue Funds
For the Fiscal Year Ended June 30, 2002***

AUXILIARY SERVICES FUND				Variance with Final Budget Positive (Negative)
	<u>Original Budget</u>	<u>Final Budget</u>	<u>Actual</u>	
0002 Fiscal Year 2002:				
Support Services - Administration:				
Salaries and Wages	69,427	130,654	130,654	0
Fringe Benefits	21,504	39,076	39,076	0
Purchased Services	2,829	2,798	2,798	0
Supplies and Materials	50	61	61	0
Total Support Services - Administration	<u>93,810</u>	<u>172,589</u>	<u>172,589</u>	0
Community Services:				
Salaries and Wages	934,255	1,694,509	1,694,502	7
Fringe Benefits	320,830	520,669	520,669	0
Purchased Services	400,477	387,575	387,574	1
Supplies and Materials	563,780	882,360	882,360	0
Capital Outlay	78,756	292,666	292,666	0
Total Community Services	<u>2,298,098</u>	<u>3,777,779</u>	<u>3,777,771</u>	8
Total for Special Cost Center 0002	<u>2,391,908</u>	<u>3,950,368</u>	<u>3,950,360</u>	4
 Total Expenditures	 <u>4,733,315</u>	 <u>6,741,650</u>	 <u>6,526,702</u>	 <u>214,944</u>
 Excess (Deficiency) of Revenues Over (Under) Expenditures	 (2,340,972)	 (1,874,856)	 (1,693,559)	 181,297
Other Financing Sources (Uses):				
Refund of Prior Year's Expenditures	1,509	1,509	1,507	(2)
 Excess (Deficiency) of Revenues and Other Financing Sources Over (Under) Expenditures and Other Financing Uses	 (2,339,463)	 (1,873,347)	 (1,692,052)	 181,295
 Fund Balance at Beginning of Year	 387,163	 387,163	 387,163	 0
Prior Year Encumbrances	<u>1,952,299</u>	<u>1,952,299</u>	<u>1,952,299</u>	<u>0</u>
Fund Balance at End of Year	<u><u>(\$1)</u></u>	<u><u>\$466,115</u></u>	<u><u>\$647,410</u></u>	<u><u>\$181,295</u></u>

TOLEDO CITY SCHOOL DISTRICT, OHIO

***Schedule of Revenues, Expenditures and Changes in
Fund Balance – Budget and Actual (Non-GAAP Budgetary Basis)
Nonmajor Special Revenue Funds
For the Fiscal Year Ended June 30, 2002***

CAREER DEVELOPMENT FUND				
	<u>Original Budget</u>	<u>Final Budget</u>	<u>Actual</u>	Variance with Final Budget Positive (Negative)
Revenues:				
Revenue from State Sources	\$84,225	\$84,225	\$84,225	\$0
Total Revenues	84,225	84,225	84,225	0
Expenditures:				
3701 Career Development FY-01:				
Support Services - Pupils:				
Salaries and Wages	1,514	837	837	0
Fringe Benefits	272	13	13	0
Purchased Services	2,315	0	0	0
Supplies and Materials	17,877	16,910	16,910	0
Capital Outlay	1,928	1,670	0	1,670
Total Support Services - Pupils	23,906	19,430	17,760	1,670
Support Services - Administration:				
Salaries and Wages	3,522	4,571	4,571	0
Fringe Benefits	0	386	124	262
Total Support Services - Administration	3,522	4,957	4,695	262
Support Services - Pupil Transp.:				
Purchased Services	1,558	0	0	0
Total for Special Cost Center 3701	28,986	24,387	22,455	1,932
3702 Career Development FY-02:				
Support Services - Pupils:				
Salaries and Wages	2,500	3,963	3,963	0
Fringe Benefits	658	592	592	0
Purchased Services	1,405	2,655	2,655	0
Supplies and Materials	2,932	21,567	21,566	1
Total Support Services - Pupils	7,495	28,777	28,776	1
Support Services - Administration:				
Salaries and Wages	50,146	30,516	30,516	0
Fringe Benefits	13,972	10,628	10,628	0
Total Support Services - Administration	64,118	41,144	41,144	0
Purchased Services	495	0	0	0
Total for Special Cost Center 3702	72,108	69,921	69,920	1
Total Expenditures	101,094	94,308	92,375	1,933

(Continued)

TOLEDO CITY SCHOOL DISTRICT, OHIO

***Schedule of Revenues, Expenditures and Changes in
Fund Balance – Budget and Actual (Non-GAAP Budgetary Basis)
Nonmajor Special Revenue Funds
For the Fiscal Year Ended June 30, 2002***

	<u>Original Budget</u>	<u>Final Budget</u>	<u>Actual</u>	Variance with Final Budget Positive (Negative)
Excess (Deficiency) of Revenues Over (Under) Expenditures	(16,869)	(10,083)	(8,150)	1,933
Other Financing Sources (Uses):				
Advances Out	0	(8,241)	(8,241)	0
Excess (Deficiency) of Revenues and Other Financing Sources Over (Under) Expenditures and Other Financing Uses	(16,869)	(18,324)	(16,391)	1,933
Fund Balance at Beginning of Year	0	0	0	0
Prior Year Encumbrances	<u>18,579</u>	<u>18,579</u>	<u>18,579</u>	<u>0</u>
Fund Balance at End of Year	<u><u>\$1,710</u></u>	<u><u>\$255</u></u>	<u><u>\$2,188</u></u>	<u><u>\$1,933</u></u>

TOLEDO CITY SCHOOL DISTRICT, OHIO

***Schedule of Revenues, Expenditures and Changes in
Fund Balance – Budget and Actual (Non-GAAP Budgetary Basis)
Nonmajor Special Revenue Funds
For the Fiscal Year Ended June 30, 2002***

POST SECONDARY VOCATIONAL EDUCATION FUND				Variance with Final Budget Positive (Negative)
	Original Budget	Final Budget	Actual	
Revenues:				
Revenue from State Sources	\$20,000	\$20,000	\$20,000	\$0
Total Revenues	20,000	20,000	20,000	0
Expenditures:				
5241 Adult Full Service Center - FY01:				
Adult Continuing Instruction:				
Purchased Services	1,914	0	0	0
Supplies and Materials	2,303	1,619	1,567	52
Total for Special Cost Center 5241	4,217	1,619	1,567	52
5242 Adult Full Service Center - FY02:				
Adult Continuing Instruction:				
Purchased Services	17,200	15,728	15,728	0
Supplies and Materials	2,800	2,163	2,163	0
Total for Special Cost Center 5242	20,000	17,891	17,891	0
Total Expenditures	24,217	19,510	19,458	52
Excess (Deficiency) of Revenues Over (Under) Expenditures	(4,217)	490	542	52
Other Financing Sources (Uses):				
Refund of Prior Year's Receipts	0	(2,651)	(2,651)	0
Excess (Deficiency) of Revenues and Other Financing Sources Over (Under) Expenditures and Other Financing Uses	(4,217)	(2,161)	(2,109)	52
Fund Balance at Beginning of Year	2,617	2,617	2,617	0
Prior Year Encumbrances	1,602	1,602	1,602	0
Fund Balance at End of Year	\$2	\$2,058	\$2,110	\$52

TOLEDO CITY SCHOOL DISTRICT, OHIO

***Schedule of Revenues, Expenditures and Changes in
Fund Balance – Budget and Actual (Non-GAAP Budgetary Basis)
Nonmajor Special Revenue Funds
For the Fiscal Year Ended June 30, 2002***

TEACHER DEVELOPMENT FUND				Variance with Final Budget Positive (Negative)
	Original Budget	Final Budget	Actual	
Revenues:				
Revenue from State Sources	\$0	\$200,000	\$200,000	\$0
Total Revenues	0	200,000	200,000	0
Expenditures:				
2101 Prof. Devel. Block Grant 01:				
Support Services - Instruct. Staff:				
Salaries and Wages	70,979	74,651	74,651	0
Fringe Benefits	11,977	13,075	13,075	0
Purchased Services	11,980	1,012	1,012	0
Supplies and Materials	1,826	0	0	0
Total Support Services - Instruct. Staff	96,762	88,738	88,738	0
Support Services - Central				
Salaries and Wages	0	0	(1,092)	1,092
Fringe Benefits	0	0	(193)	193
Total Support Services - Central	0	0	(1,285)	1,285
Community Services:				
Purchased Services	7,871	3	3	0
Total for Special Cost Center 2101	104,633	88,741	87,456	1,285
6202 Professional Development:				
Support Services - Central:				
Purchased Services	0	88,000	88,000	0
6212 Professional Development:				
Support Services - Central:				
Purchased Services	0	97,000	97,000	0
Total Expenditures	104,633	273,741	272,456	1,285
Excess (Deficiency) of Revenues Over (Under) Expenditures	(104,633)	(73,741)	(72,456)	1,285
Fund Balance at Beginning of Year	104,405	104,405	104,405	0
Fund Balance at End of Year	(\$228)	\$30,664	\$31,949	\$1,285

TOLEDO CITY SCHOOL DISTRICT, OHIO

**Schedule of Revenues, Expenditures and Changes in
Fund Balance – Budget and Actual (Non-GAAP Budgetary Basis)
Nonmajor Special Revenue Funds
For the Fiscal Year Ended June 30, 2002**

EXCELLENCE IN EDUCATION FUND				Variance with Final Budget Positive (Negative)
	Original Budget	Final Budget	Actual	
Revenues:				
Revenue from Local Sources	\$1,476	\$1,476	\$0	(\$1,476)
Revenue from State Sources	924	50,924	50,924	0
Total Revenues	2,400	52,400	50,924	(1,476)
Expenditures:				
3401 Economic Education FY-01:				
Support Services - Instruct. Staff:				
Purchased Services	800	0	0	0
Supplies and Materials	1,726	1,200	1,191	9
Total Support Services - Instruct. Staff	2,526	1,200	1,191	9
Support Services - Administration:				
Purchased Services	141	0	0	0
Total for Special Cost Center 3401	2,667	1,200	1,191	9
4991 2001 International Study:				
Operation and Maint. Of Plant Serv.:				
Capital Outlay	3,244	3,244	3,244	0
6220 Excellence in Education EEC:				
Salaries and Wages	0	12,236	12,236	0
Fringe Benefits	0	330	330	0
Purchased Services	14,642	0	0	0
Total for Special Cost Center 6220	14,642	12,566	12,566	0
6221 Excellence in Education EEC:				
Regular Instruction:				
Supplies and Materials	2,800	510	510	0
Support Services - Instruct. Staff:				
Salaries and Wages	454	3,862	3,862	0
Fringe Benefits	3,107	67	67	0
Total Support Services - Instruct. Staff	3,561	3,929	3,929	0
Support Services - Administration:				
Salaries and Wages	2,000	0	0	0
Fringe Benefits	500	0	0	0
Total Support Services - Administration	2,500	0	0	0
Support Services - Pupil Transp.:				
Purchased Services	154	0	0	0
Total for Special Cost Center 6221	9,015	4,439	4,439	0

(Continued)

TOLEDO CITY SCHOOL DISTRICT, OHIO

**Schedule of Revenues, Expenditures and Changes in
Fund Balance – Budget and Actual (Non-GAAP Budgetary Basis)
Nonmajor Special Revenue Funds
For the Fiscal Year Ended June 30, 2002**

EXCELLENCE IN EDUCATION FUND				Variance with Final Budget Positive (Negative)
	Original Budget	Final Budget	Actual	
9700 Excellence in Education:				
Regular Instruction:				
Supplies and Materials	3,714	3,714	2,003	1,711
9701 Excellence in Education:				
Regular Instruction:				
Salaries and Wages	12,430	4,720	4,720	0
Fringe Benefits	4,309	2,120	2,120	0
Purchased Services	95	0	0	0
Supplies and Materials	43,477	46,826	46,619	207
Capital Outlay	82,094	90,466	90,466	0
Total Regular Instruction	<u>142,405</u>	<u>144,132</u>	<u>143,925</u>	<u>207</u>
Support Services - Administration:				
Salaries and Wages	24,869	7,840	7,840	0
Fringe Benefits	10,385	1,971	1,971	0
Total Support Services - Administration	<u>35,254</u>	<u>9,811</u>	<u>9,811</u>	<u>0</u>
Total for Special Cost Center 9701	<u>177,659</u>	<u>153,943</u>	<u>153,736</u>	<u>207</u>
9702 Excellence in Education:				
Regular Instruction:				
Supplies and Materials	0	13,200	13,200	0
Support Services - Instruct. Staff:				
Purchased Services	0	13,209	13,209	0
Supplies and Materials	0	5,043	5,043	0
Capital Outlay	0	13,776	13,776	0
Total Support Services - Instruct. Staff	<u>0</u>	<u>32,028</u>	<u>32,028</u>	<u>0</u>
Total Expenditures	<u>210,941</u>	<u>224,334</u>	<u>222,407</u>	<u>1,927</u>
Excess (Deficiency) of Revenues Over (Under) Expenditures	(208,541)	(171,934)	(171,483)	451
Other Financing Sources (Uses):				
Advances Out	0	(934)	(934)	0
Refund of Prior Year's Receipts	0	(25,636)	(25,636)	0
Total Other Financing Sources (Uses)	<u>0</u>	<u>(26,570)</u>	<u>(26,570)</u>	<u>0</u>
Excess (Deficiency) of Revenues and Other Financing Sources Over (Under) Expenditures and Other Financing Uses	(208,541)	(198,504)	(198,053)	451
Fund Balance at Beginning of Year	115,752	115,752	115,752	0
Prior Year Encumbrances	93,722	93,722	93,722	0
Fund Balance at End of Year	<u>\$933</u>	<u>\$10,970</u>	<u>\$11,421</u>	<u>\$451</u>

TOLEDO CITY SCHOOL DISTRICT, OHIO

***Schedule of Revenues, Expenditures and Changes in
Fund Balance – Budget and Actual (Non-GAAP Budgetary Basis)
Nonmajor Special Revenue Funds
For the Fiscal Year Ended June 30, 2002***

CAREER ENHANCEMENT FUND				Variance with Final Budget Positive (Negative)
	<u>Original Budget</u>	<u>Final Budget</u>	<u>Actual</u>	
Revenues:				
Total Revenues	\$0	\$0	\$0	\$0
Expenditures:				
4291 Career Ladder FY-01:				
Regular Instruction:				
Salaries and Wages	16,981	3,304	3,304	0
Fringe Benefits	4,564	569	569	0
Total Regular Instruction	<u>21,545</u>	<u>3,873</u>	<u>3,873</u>	<u>0</u>
Support Services - Instruct. Staff:				
Salaries and Wages	14,103	16,511	16,511	0
Fringe Benefits	4,690	2,868	2,868	0
Purchased Services	945	0	0	0
Total Support Services - Instruct. Staff	<u>19,738</u>	<u>19,379</u>	<u>19,379</u>	<u>0</u>
Total Expenditures	<u>41,283</u>	<u>23,252</u>	<u>23,252</u>	<u>0</u>
Excess (Deficiency) of Revenues Over (Under) Expenditures	(41,283)	(23,252)	(23,252)	0
Other Financing Sources (Uses):				
Refund of Prior Year's Receipts	0	(18,033)	(18,033)	0
Excess (Deficiency) of Revenues and Other Financing Sources Over (Under) Expenditures and Other Financing Uses	(41,283)	(41,285)	(41,285)	0
Fund Balance at Beginning of Year	<u>41,285</u>	<u>41,285</u>	<u>41,285</u>	<u>0</u>
Fund Balance at End of Year	<u>\$2</u>	<u>\$0</u>	<u>\$0</u>	<u>\$0</u>

TOLEDO CITY SCHOOL DISTRICT, OHIO

***Schedule of Revenues, Expenditures and Changes in
Fund Balance – Budget and Actual (Non-GAAP Budgetary Basis)
Nonmajor Special Revenue Funds
For the Fiscal Year Ended June 30, 2002***

MANAGEMENT INFORMATION SYSTEM FUND				Variance with Final Budget Positive (Negative)
	Original Budget	Final Budget	Actual	
Revenues:				
Revenue from State Sources	\$96,113	\$233,631	\$233,631	\$0
Total Revenues	96,113	233,631	233,631	0
Expenditures:				
6321 Education Mgmt. Info. Systems FY-01:				
Support Services - Central:				
Salaries and Wages	6,643	6,781	6,781	0
Fringe Benefits	2,647	1,413	1,413	0
Purchased Services	4,788	0	0	0
Supplies and Materials	9,718	0	0	0
Capital Outlay	48,253	7,415	7,415	0
Total for Special Cost Center 6321	72,049	15,609	15,609	0
6322 Education Mgmt. Info. Systems FY-02:				
Support Services - Central:				
Salaries and Wages	30,000	57,848	57,848	0
Fringe Benefits	9,093	17,687	17,687	0
Purchased Services	5,600	467	467	0
Supplies and Materials	36,420	6,850	6,850	0
Capital Outlay	15,000	17,268	17,268	0
Total for Special Cost Center 6322	96,113	100,120	100,120	0
Total Expenditures	168,162	115,729	115,729	0
Excess (Deficiency) of Revenues Over (Under) Expenditures	(72,049)	117,902	117,902	0
Other Financing Sources (Uses):				
Refund of Prior Year's Receipts	(39,673)	(96,113)	(96,113)	0
Excess (Deficiency) of Revenues and Other Financing Sources Over (Under) Expenditures and Other Financing Uses	(111,722)	21,789	21,789	0
Fund Balance at Beginning of Year	104,306	104,306	104,306	0
Prior Year Encumbrances	7,416	7,416	7,416	0
Fund Balance at End of Year	\$0	\$133,511	\$133,511	\$0

TOLEDO CITY SCHOOL DISTRICT, OHIO

***Schedule of Revenues, Expenditures and Changes in
Fund Balance – Budget and Actual (Non-GAAP Budgetary Basis)
Nonmajor Special Revenue Funds
For the Fiscal Year Ended June 30, 2002***

PUBLIC SCHOOL PRESCHOOL FUND				Variance with Final Budget Positive (Negative)
	Original Budget	Final Budget	Actual	
Revenues:				
Tuition	\$0	\$0	\$2,456	\$2,456
Revenue from State Sources	114,985	229,631	229,631	0
Total Revenues	114,985	229,631	232,087	2,456
Expenditures:				
4390 Public School Preschool - FY-00:				
Special Instruction:				
Supplies and Materials	2,752	0	0	0
Support Services - Pupils:				
Salaries and Wages	999	1,381	1,381	0
Fringe Benefits	0	921	919	2
Supplies and Materials	11	0	0	0
Other Expenditures	0	516	516	0
Total Support Services - Pupils	1,010	2,818	2,816	2
Support Services - Instruct. Staff:				
Salaries and Wages	7,776	2,262	2,262	0
Fringe Benefits	589	5,078	5,078	0
Purchased Services	1,536	41	41	0
Capital Outlay	16,023	5,707	5,407	300
Total Support Services - Instruct. Staff	25,924	13,088	12,788	300
Support Services - Administration:				
Salaries and Wages	0	236	236	0
Fringe Benefits	1	662	662	0
Supplies and Materials	804	0	0	0
Capital Outlay	1,500	1,500	1,200	300
Total Support Services - Administration	2,305	2,398	2,098	300
Fiscal Services:				
Other Expenditures	4,400	0	0	0
Support Services - Pupil Transp.:				
Purchased Services	32,000	44,000	12,000	32,000
Total for Special Cost Center 4390	68,391	62,304	29,702	32,602
4392 Public School Preschool - FY02:				
Special Instruction:				
Supplies and Materials	0	260	260	0

(Continued)

TOLEDO CITY SCHOOL DISTRICT, OHIO

***Schedule of Revenues, Expenditures and Changes in
Fund Balance – Budget and Actual (Non-GAAP Budgetary Basis)
Nonmajor Special Revenue Funds
For the Fiscal Year Ended June 30, 2002***

PUBLIC SCHOOL PRESCHOOL FUND				Variance with Final Budget Positive (Negative)
	<u>Original Budget</u>	<u>Final Budget</u>	<u>Actual</u>	
Support Services - Pupils:				
Salaries and Wages	10,200	8,276	8,276	0
Fringe Benefits	9,440	5,825	5,825	0
Total Support Services - Pupils	<u>19,640</u>	<u>14,101</u>	<u>14,101</u>	<u>0</u>
Support Services - Instruct. Staff:				
Salaries and Wages	116,140	67,032	67,032	0
Fringe Benefits	60,270	27,196	27,196	0
Purchased Services	300	820	820	0
Supplies and Materials	840	5,485	5,485	0
Total Support Services - Instruct. Staff	<u>177,550</u>	<u>100,533</u>	<u>100,533</u>	<u>0</u>
Support Services - Pupil Transp.:				
Purchased Services	14,000	7,000	7,000	0
Total for Special Cost Center 4392	<u>211,190</u>	<u>121,894</u>	<u>121,894</u>	<u>0</u>
Total Expenditures	<u>279,581</u>	<u>184,198</u>	<u>151,596</u>	<u>32,602</u>
Excess (Deficiency) of Revenues Over (Under) Expenditures	(164,596)	45,433	80,491	35,058
Other Financing Sources (Uses):				
Advances Out	0	(19,927)	(19,927)	0
Refund of Prior Year's Expenditures	1,032	1,032	1,032	0
Total Other Financing Sources (Uses)	<u>1,032</u>	<u>(18,895)</u>	<u>(18,895)</u>	<u>0</u>
Excess (Deficiency) of Revenues and Other Financing Sources Over (Under) Expenditures and Other Financing Uses	(163,564)	26,538	61,596	35,058
Fund Balance at Beginning of Year	1	1	1	0
Prior Year Encumbrances	39,206	39,206	39,206	0
Fund Balance at End of Year	<u>(\$124,357)</u>	<u>\$65,745</u>	<u>\$100,803</u>	<u>\$35,058</u>

TOLEDO CITY SCHOOL DISTRICT, OHIO

***Schedule of Revenues, Expenditures and Changes in
Fund Balance – Budget and Actual (Non-GAAP Budgetary Basis)
Nonmajor Special Revenue Funds
For the Fiscal Year Ended June 30, 2002***

DISADVANTAGED PUPIL IMPACT AID FUND				Variance with Final Budget Positive (Negative)
	Original Budget	Final Budget	Actual	
Revenues:				
Revenue from State Sources	\$17,542,502	\$24,743,363	\$24,743,363	\$0
Total Revenues	17,542,502	24,743,363	24,743,363	0
Expenditures:				
Regular Instruction:				
Salaries and Wages	13,930,838	14,022,587	14,022,587	0
Fringe Benefits	4,378,678	4,396,026	4,396,026	0
Total Regular Instruction	18,309,516	18,418,613	18,418,613	0
Support Services - Pupils:				
Purchased Services	61,663	0	0	0
Supplies and Materials	37,860	0	0	0
Other Expenditures	1,412	0	0	0
Capital Outlay	2,434	0	0	0
Total Support Services - Pupils	103,369	0	0	0
Support Services - Administration:				
Salaries and Wages	1,860,756	1,827,170	1,827,170	0
Fringe Benefits	584,864	512,373	512,373	0
Total Support Services - Administration	2,445,620	2,339,543	2,339,543	0
Operation and Maint. Of Plant Serv.:				
Salaries and Wages	1,528,681	1,569,963	1,569,963	0
Fringe Benefits	480,488	560,575	560,575	0
Total Operation and Maint. Of Plant Serv.	2,009,169	2,130,538	2,130,538	0
Support Services - Pupil Transp.:				
Salaries and Wages	1,256,970	1,342,120	1,342,120	0
Fringe Benefits	395,085	677,833	677,833	0
Purchased Services	876	0	0	0
Total Support Services - Pupil Transp.	1,652,931	2,019,953	2,019,953	0
Other Operation of Non-Instr. Serv.:				
Fringe Benefits	0	169,456	169,456	0
Site Improvement Services:				
Purchased Services	457,396	482,474	482,474	0
Total Expenditures	24,978,001	25,560,577	25,560,577	0

(Continued)

TOLEDO CITY SCHOOL DISTRICT, OHIO

***Schedule of Revenues, Expenditures and Changes in
Fund Balance – Budget and Actual (Non-GAAP Budgetary Basis)
Nonmajor Special Revenue Funds
For the Fiscal Year Ended June 30, 2002***

	<u>Original Budget</u>	<u>Final Budget</u>	<u>Actual</u>	Variance with Final Budget Positive (Negative)
Excess (Deficiency) of Revenues Over (Under) Expenditures	(7,435,499)	(817,214)	(817,214)	0
Other Financing Sources (Uses):				
Refund of Prior Year's Expenditures	882	882	883	1
Refund of Prior Year's Receipts	<u>0</u>	<u>(105,030)</u>	<u>(105,030)</u>	<u>0</u>
Total Other Financing Sources (Uses):	882	(104,148)	(104,147)	1
Excess (Deficiency) of Revenues and Other Financing Sources Over (Under) Expenditures and Other Financing Uses	(7,434,617)	(921,362)	(921,361)	1
Fund Balance at Beginning of Year	485,056	485,056	485,056	0
Prior Year Encumbrances	<u>457,394</u>	<u>457,394</u>	<u>457,394</u>	<u>0</u>
Fund Balance at End of Year	<u>(\$6,492,167)</u>	<u>\$21,088</u>	<u>\$21,089</u>	<u>\$1</u>

TOLEDO CITY SCHOOL DISTRICT, OHIO

***Schedule of Revenues, Expenditures and Changes in
Fund Balance – Budget and Actual (Non-GAAP Budgetary Basis)
Nonmajor Special Revenue Funds
For the Fiscal Year Ended June 30, 2002***

DATA COMMUNICATION FUND				Variance with Final Budget Positive (Negative)
	<u>Original Budget</u>	<u>Final Budget</u>	<u>Actual</u>	
Revenues:				
Revenue from State Sources	\$0	\$350,100	\$350,100	\$0
Total Revenues	0	350,100	350,100	0
Expenditures:				
5150 FY2000 Data Communications Supp.:				
Capital Outlay	238	0	0	0
5151 FY2001 Data Communications Supp.:				
Support Services - Central:				
Purchased Services	86,400	316,850	316,850	0
Capital Outlay	256,133	351,334	351,334	0
Total for Special Cost Center 5151	342,533	668,184	668,184	0
5159 FY1999 Data Communications Supp.:				
Capital Outlay	162	0	0	0
Total Expenditures	342,933	668,184	668,184	0
Excess (Deficiency) of Revenues Over (Under) Expenditures	(342,933)	(318,084)	(318,084)	0
Other Financing Sources (Uses):				
Refund of Prior Year's Expenditures	0	401	400	(1)
Excess (Deficiency) of Revenues and Other Financing Sources Over (Under) Expenditures and Other Financing Uses	(342,933)	(317,683)	(317,684)	(1)
Fund Balance at Beginning of Year	342,934	342,934	342,934	0
Fund Balance at End of Year	<u>\$1</u>	<u>\$25,251</u>	<u>\$25,250</u>	<u>(\$1)</u>

TOLEDO CITY SCHOOL DISTRICT, OHIO

***Schedule of Revenues, Expenditures and Changes in
Fund Balance – Budget and Actual (Non-GAAP Budgetary Basis)
Nonmajor Special Revenue Funds
For the Fiscal Year Ended June 30, 2002***

SCHOOLNET PROFESSIONAL DEVELOPMENT FUND				Variance with Final Budget Positive (Negative)
	<u>Original Budget</u>	<u>Final Budget</u>	<u>Actual</u>	
Revenues:				
Revenue from State Sources	\$11,142	\$15,692	\$15,692	\$0
Total Revenues	11,142	15,692	15,692	0
Expenditures:				
6451 Schoolnet Prof. Development FY-01:				
Support Services - Instruct. Staff:				
Salaries and Wages	5,465	5,926	5,926	0
Fringe Benefits	1,401	940	940	0
Total for Special Cost Center 6451	6,866	6,866	6,866	0
6452 Schoolnet Prof. Development FY-02:				
Support Services - Instruct. Staff:				
Salaries and Wages	8,728	1,466	1,466	0
Fringe Benefits	1,594	230	230	0
Purchased Services	820	980	980	0
Total for Special Cost Center 6452	11,142	2,676	2,676	0
Total Expenditures	18,008	9,542	9,542	0
Excess (Deficiency) of Revenues Over (Under) Expenditures	(6,866)	6,150	6,150	0
Fund Balance at Beginning of Year	6,865	6,865	6,865	0
Fund Balance at End of Year	(\$1)	\$13,015	\$13,015	\$0

TOLEDO CITY SCHOOL DISTRICT, OHIO

***Schedule of Revenues, Expenditures and Changes in
Fund Balance – Budget and Actual (Non-GAAP Budgetary Basis)
Nonmajor Special Revenue Funds
For the Fiscal Year Ended June 30, 2002***

SPECIAL EDUCATION FUNDING FOR COLLABORATIVE EFFORTS FUND				Variance with Final Budget Positive (Negative)
	<u>Original Budget</u>	<u>Final Budget</u>	<u>Actual</u>	
Revenues:				
Total Revenues	\$0	\$0	\$0	\$0
Expenditures:				
Special Instruction:				
Salaries and Wages	36,008	7,691	7,691	0
Fringe Benefits	2,509	1,322	1,322	0
Purchased Services	200	275	275	0
Supplies and Materials	909	834	834	0
Total Expenditures	<u>39,626</u>	<u>10,122</u>	<u>10,122</u>	<u>0</u>
Excess (Deficiency) of Revenues				
Over (Under) Expenditures	(39,626)	(10,122)	(10,122)	0
Fund Balance at Beginning of Year				
Fund Balance at Beginning of Year	38,936	38,936	38,936	0
Prior Year Encumbrances				
Prior Year Encumbrances	<u>690</u>	<u>690</u>	<u>690</u>	<u>0</u>
Fund Balance at End of Year				
Fund Balance at End of Year	<u><u>\$0</u></u>	<u><u>\$29,504</u></u>	<u><u>\$29,504</u></u>	<u><u>\$0</u></u>

TOLEDO CITY SCHOOL DISTRICT, OHIO

**Schedule of Revenues, Expenditures and Changes in
Fund Balance – Budget and Actual (Non-GAAP Budgetary Basis)
Nonmajor Special Revenue Funds
For the Fiscal Year Ended June 30, 2002**

OHIOREADS FUND				Variance with Final Budget Positive (Negative)
	Original Budget	Final Budget	Actual	
Revenues:				
Revenue from State Sources	\$736,000	\$773,500	\$773,500	\$0
Total Revenues	736,000	773,500	773,500	0
Expenditures:				
1GA2 - Ohioreads - Garfield FY-02:				
Salaries and Wages	208	124	124	0
Fringe Benefits	43	17	17	0
Purchased Services	25,000	19,700	19,700	0
Supplies and Materials	4,250	9,986	9,986	0
Capital Outlay	500	0	0	0
Total for Special Cost Center 1GA2	30,001	29,827	29,827	0
1GF2 - Ohioreads - Glendale FY-02:				
Salaries and Wages	415	41	41	0
Fringe Benefits	85	6	6	0
Purchased Services	20,000	19,700	19,700	0
Supplies and Materials	9,000	10,112	10,112	0
Capital Outlay	500	0	0	0
Total for Special Cost Center 1GF2	30,000	29,859	29,859	0
1GW2 - Ohioreads - Glenwood FY-02:				
Salaries and Wages	415	93	93	0
Fringe Benefits	85	13	13	0
Purchased Services	20,000	19,775	19,775	0
Supplies and Materials	9,000	9,794	9,794	0
Other Expenditures	0	0	0	0
Capital Outlay	500	0	0	0
Total for Special Cost Center 1GW2	30,000	29,675	29,675	0
1RH2 - Ohioreads - Hale FY-02:				
Salaries and Wages	2,075	82	82	0
Fringe Benefits	424	13	13	0
Purchased Services	7,520	6,739	6,739	0
Supplies and Materials	4,680	7,497	7,497	0
Capital Outlay	300	0	0	0
Total for Special Cost Center 1RH2	14,999	14,331	14,331	0
1RK2 - Ohioreads - Keyer FY-02:				
Salaries and Wages	2,490	82	82	0
Fringe Benefits	510	13	13	0
Purchased Services	7,150	6,889	6,889	0
Supplies and Materials	4,850	7,723	7,722	1
Total for Special Cost Center 1RK2	15,000	14,707	14,706	1

(Continued)

TOLEDO CITY SCHOOL DISTRICT, OHIO

**Schedule of Revenues, Expenditures and Changes in
Fund Balance – Budget and Actual (Non-GAAP Budgetary Basis)
Nonmajor Special Revenue Funds
For the Fiscal Year Ended June 30, 2002**

OHIOREADS FUND				Variance with Final Budget Positive (Negative)
	Original Budget	Final Budget	Actual	
1RL2 - Ohioreads - Lagrange FY02:				
Salaries and Wages	1,500	247	247	0
Fringe Benefits	255	37	37	0
Purchased Services	10,850	6,739	6,739	0
Supplies and Materials	2,395	6,874	6,874	0
Total for Special Cost Center 1RL2	<u>15,000</u>	<u>13,897</u>	<u>13,897</u>	<u>0</u>
1RS2 - Ohioreads - Stewart FY-02:				
Salaries and Wages	681	409	409	0
Fringe Benefits	139	63	63	0
Purchased Services	7,150	6,889	6,889	0
Supplies and Materials	7,030	7,529	7,529	0
Total for Special Cost Center 1RS2	<u>15,000</u>	<u>14,890</u>	<u>14,890</u>	<u>0</u>
1WB2 - Ohioreads - Walbridge FY-02:				
Salaries and Wages	415	93	93	0
Fringe Benefits	85	15	15	0
Purchased Services	20,000	19,700	19,700	0
Supplies and Materials	9,000	9,751	9,751	0
Capital Outlay	500	0	0	0
Total for Special Cost Center 1WB2	<u>30,000</u>	<u>29,559</u>	<u>29,559</u>	<u>0</u>
2CH2 - Ohioreads - Cherry FY-02:				
Salaries and Wages	4,150	0	0	0
Fringe Benefits	849	0	0	0
Purchased Services	8,500	4,335	4,335	0
Supplies and Materials	16,500	15,955	15,955	0
Total for Special Cost Center 2CH2	<u>29,999</u>	<u>20,290</u>	<u>20,290</u>	<u>0</u>
2FA2 - Ohioreads - Fallmeyer FY-02:				
Salaries and Wages	1,899	1,350	1,350	0
Fringe Benefits	352	216	216	0
Purchased Services	5,625	5,625	5,625	0
Supplies and Materials	22,125	21,875	21,875	0
Total for Special Cost Center 2FA2	<u>30,001</u>	<u>29,066</u>	<u>29,066</u>	<u>0</u>
2FR2 - Ohioreads - Franklin FY-02:				
Salaries and Wages	4,440	0	0	0
Fringe Benefits	909	0	0	0
Purchased Services	13,488	1,200	1,200	0
Supplies and Materials	11,162	10,163	10,163	0
Total for Special Cost Center 2FR2	<u>29,999</u>	<u>11,363</u>	<u>11,363</u>	<u>0</u>

(Continued)

TOLEDO CITY SCHOOL DISTRICT, OHIO

**Schedule of Revenues, Expenditures and Changes in
Fund Balance – Budget and Actual (Non-GAAP Budgetary Basis)
Nonmajor Special Revenue Funds
For the Fiscal Year Ended June 30, 2002**

OHIOREADS FUND				Variance with Final Budget Positive (Negative)
	Original Budget	Final Budget	Actual	
2FU2 - Ohioreads - Fulton FY-02:				
Salaries and Wages	3,486	0	0	0
Fringe Benefits	714	0	0	0
Purchased Services	3,800	1,800	1,800	0
Supplies and Materials	22,000	22,024	22,023	1
Total for Special Cost Center 2FU2	<u>30,000</u>	<u>23,824</u>	<u>23,823</u>	<u>1</u>
2RC2 - Ohioreads - Chase FY02:				
Salaries and Wages	620	567	567	0
Fringe Benefits	130	90	90	0
Purchased Services	11,025	9,356	9,356	0
Supplies and Materials	3,225	4,338	4,338	0
Total for Special Cost Center 2RC2	<u>15,000</u>	<u>14,351</u>	<u>14,351</u>	<u>0</u>
2RM2 - Ohioreads - McKinley FY-02:				
Salaries and Wages	1,095	1,088	1,088	0
Fringe Benefits	225	160	160	0
Purchased Services	9,590	8,077	8,077	0
Supplies and Materials	4,090	5,512	5,511	1
Total for Special Cost Center 2RM2	<u>15,000</u>	<u>14,837</u>	<u>14,836</u>	<u>1</u>
2RR2 - Ohioreads - Reynolds FY02:				
Salaries and Wages	2,108	82	82	0
Fringe Benefits	432	13	13	0
Purchased Services	10,460	7,565	7,565	0
Supplies and Materials	2,000	6,845	6,845	0
Total for Special Cost Center 2RR2	<u>15,000</u>	<u>14,505</u>	<u>14,505</u>	<u>0</u>
2RS2 - Ohioreads - Sherman FY-02:				
Salaries and Wages	2,739	132	132	0
Fringe Benefits	561	21	21	0
Purchased Services	10,900	8,063	8,063	0
Supplies and Materials	800	6,085	6,085	0
Total for Special Cost Center 2RS2	<u>15,000</u>	<u>14,301</u>	<u>14,301</u>	<u>0</u>
2450 - Ohioreads Vol. Bldg. Coord. FY-00:				
Salaries and Wages	18,490	0	0	0
Fringe Benefits	1,788	0	0	0
Total for Special Cost Center 2450	<u>20,278</u>	<u>0</u>	<u>0</u>	<u>0</u>
2451 - Ohioreads Vol. Bldg. Coord. FY-01:				
Salaries and Wages	7,410	0	0	0
Fringe Benefits	1,450	0	0	0
Total for Special Cost Center 2451	<u>8,860</u>	<u>0</u>	<u>0</u>	<u>0</u>

(Continued)

TOLEDO CITY SCHOOL DISTRICT, OHIO

***Schedule of Revenues, Expenditures and Changes in
Fund Balance – Budget and Actual (Non-GAAP Budgetary Basis)
Nonmajor Special Revenue Funds
For the Fiscal Year Ended June 30, 2002***

	OHIOREADS FUND			Variance with Final Budget Positive (Negative)
	Original Budget	Final Budget	Actual	
2452 - Ohioreads Vol. Bldg. Coord. FY-02:				
Salaries and Wages	65,094	59,955	59,955	0
Fringe Benefits	10,906	10,115	10,115	0
Total for Special Cost Center 2452	<u>76,000</u>	<u>70,070</u>	<u>70,070</u>	<u>0</u>
2912 - Ohioreads - Comm. McKinley:				
Purchased Services	15,000	15,000	15,000	0
2922 - Ohioreads - Comm. Sherman:				
Purchased Services	15,000	15,000	15,000	0
3NA2 - Ohioreads - Navarre Elem. FY-02:				
Salaries and Wages	2,241	640	640	0
Fringe Benefits	459	97	97	0
Purchased Services	26,180	1,733	1,733	0
Supplies and Materials	1,120	25,030	25,030	0
Other Expenditures	0	420	420	0
Total for Special Cost Center 3NA2	<u>30,000</u>	<u>27,920</u>	<u>27,920</u>	<u>0</u>
3RA2 - Ohioreads - Raymer Elem. FY-02:				
Salaries and Wages	2,905	2,782	2,782	0
Fringe Benefits	595	421	421	0
Purchased Services	5,000	5,000	5,000	0
Supplies and Materials	21,500	21,500	21,500	0
Total for Special Cost Center 3RA2	<u>30,000</u>	<u>29,703</u>	<u>29,703</u>	<u>0</u>
3RC2 - Ohioreads - ESC FY-02:				
Purchased Services	0	7,500	7,500	0
3RE2 - Ohioreads - Edgewater FY-02:				
Salaries and Wages	2,303	1,069	1,069	0
Fringe Benefits	472	166	166	0
Purchased Services	8,250	7,514	7,514	0
Supplies and Materials	3,975	6,033	6,033	0
Total for Special Cost Center 3RE2	<u>15,000</u>	<u>14,782</u>	<u>14,782</u>	<u>0</u>
3RL2 - Ohioreads - Larchmont FY-02:				
Salaries and Wages	892	0	0	0
Fringe Benefits	183	0	0	0
Purchased Services	9,150	8,860	8,860	0
Supplies and Materials	4,775	5,764	5,764	0
Total for Special Cost Center 3RL2	<u>15,000</u>	<u>14,624</u>	<u>14,624</u>	<u>0</u>
3RR2 - Ohioreads - Riverside FY-02:				
Purchased Services	12,900	12,900	12,900	0
Supplies and Materials	2,100	2,002	2,002	0
Total for Special Cost Center 3RR2	<u>15,000</u>	<u>14,902</u>	<u>14,902</u>	<u>0</u>

(Continued)

TOLEDO CITY SCHOOL DISTRICT, OHIO

***Schedule of Revenues, Expenditures and Changes in
Fund Balance – Budget and Actual (Non-GAAP Budgetary Basis)
Nonmajor Special Revenue Funds
For the Fiscal Year Ended June 30, 2002***

OHIOREADS FUND				Variance with Final Budget Positive (Negative)
	Original Budget	Final Budget	Actual	
3RS2 - Ohioreads - Spring FY-02:				
Salaries and Wages	2,743	41	41	0
Fringe Benefits	562	7	7	0
Purchased Services	7,820	7,824	7,824	0
Supplies and Materials	3,875	7,011	7,011	0
Total for Special Cost Center 3RS2	<u>15,000</u>	<u>14,883</u>	<u>14,883</u>	<u>0</u>
3WH2 - Ohioreads - Whittier Elem. FY-02:				
Salaries and Wages	12,750	3,918	3,918	0
Fringe Benefits	4,550	2,071	2,071	0
Purchased Services	12,500	10,063	10,063	0
Supplies and Materials	200	103	103	0
Total for Special Cost Center 3WH2	<u>30,000</u>	<u>16,155</u>	<u>16,155</u>	<u>0</u>
3280 - Ohioreads - Rock and Read 2000:				
Purchased Services	1	1	0	1
6CC2 - Ohioreads - Comm. Cherry:				
Purchased Services	7,500	7,500	7,500	0
6CG2 - Ohioreads - Comm. Glenwood:				
Purchased Services	7,500	7,500	7,500	0
6CL2 - Ohioreads - Comm. Larchmont:				
Purchased Services	7,500	7,500	7,500	0
6CP2 - Ohioreads - Comm. Pickett:				
Purchased Services	7,500	7,500	7,500	0
6CR2 - Ohioreads - Comm. Reynolds:				
Purchased Services	7,500	7,500	7,500	0
6CS2 - Ohioreads - Comm. Stewart:				
Purchased Services	7,500	7,500	7,500	0
6HW2 - Ohioreads - Hawkins FY-02:				
Purchased Services	0	2,400	2,400	0
Supplies and Materials	0	15,954	15,954	0
Total for Special Cost Center 6HW2	<u>0</u>	<u>18,354</u>	<u>18,354</u>	<u>0</u>
6RH2 - Ohioreads - Harvard FY-02:				
Salaries and Wages	7,173	7,619	7,619	0
Fringe Benefits	1,252	1,249	1,249	0
Purchased Services	100	0	0	0
Supplies and Materials	6,475	6,461	6,461	0
Total for Special Cost Center 6RH2	<u>15,000</u>	<u>15,329</u>	<u>15,329</u>	<u>0</u>

(Continued)

TOLEDO CITY SCHOOL DISTRICT, OHIO

**Schedule of Revenues, Expenditures and Changes in
Fund Balance – Budget and Actual (Non-GAAP Budgetary Basis)
Nonmajor Special Revenue Funds
For the Fiscal Year Ended June 30, 2002**

	OHIOREADS FUND			Variance with Final Budget Positive (Negative)
	Original Budget	Final Budget	Actual	
6RL2 - Ohioreads - Lincoln FY-02:				
Salaries and Wages	4,980	0	0	0
Fringe Benefits	1,020	0	0	0
Purchased Services	4,000	4,675	4,675	0
Supplies and Materials	5,000	7,771	7,771	0
Total for Special Cost Center 6RL2	<u>15,000</u>	<u>12,446</u>	<u>12,446</u>	<u>0</u>
6RP2 - Ohioreads - Patterson FY-02:				
Purchased Services	3,000	2,857	2,856	1
Supplies and Materials	12,000	11,842	11,842	0
Total for Special Cost Center 6RP2	<u>15,000</u>	<u>14,699</u>	<u>14,698</u>	<u>1</u>
6RV2 - Ohioreads - Mt. Vernon FY-02:				
Salaries and Wages	3,735	116	116	0
Fringe Benefits	765	18	18	0
Purchased Services	2,500	1,485	1,485	0
Supplies and Materials	8,000	7,503	7,503	0
Total for Special Cost Center 6RV2	<u>15,000</u>	<u>9,122</u>	<u>9,122</u>	<u>0</u>
6RW2 - Ohioreads - Warren FY-02:				
Salaries and Wages	4,565	573	573	0
Fringe Benefits	935	87	87	0
Purchased Services	3,000	4,355	4,355	0
Supplies and Materials	6,500	6,652	6,652	0
Total for Special Cost Center 6RW2	<u>15,000</u>	<u>11,667</u>	<u>11,667</u>	<u>0</u>
Total Expenditures	<u>765,138</u>	<u>686,439</u>	<u>686,434</u>	<u>5</u>
Excess (Deficiency) of Revenues Over (Under) Expenditures	(29,138)	87,061	87,066	5
Other Financing Sources (Uses):				
Advances In	0	0	330	330
Excess (Deficiency) of Revenues and Other Financing Sources Over (Under) Expenditures and Other Financing Uses	(29,138)	87,061	87,396	335
Fund Balance at Beginning of Year	<u>29,138</u>	<u>29,138</u>	<u>29,138</u>	<u>0</u>
Fund Balance at End of Year	<u>\$0</u>	<u>\$116,199</u>	<u>\$116,534</u>	<u>\$335</u>

TOLEDO CITY SCHOOL DISTRICT, OHIO

***Schedule of Revenues, Expenditures and Changes in
Fund Balance – Budget and Actual (Non-GAAP Budgetary Basis)
Nonmajor Special Revenue Funds
For the Fiscal Year Ended June 30, 2002***

SUMMER INTERVENTION FUND				Variance with Final Budget Positive (Negative)
	Original Budget	Final Budget	Actual	
Revenues:				
Total Revenues	\$0	\$0	\$0	\$0
Expenditures:				
Regular Instruction:				
Salaries and Wages	0	1,705	1,705	0
Fringe Benefits	0	280	280	0
Total Regular Instruction	0	1,985	1,985	0
Special Instruction:				
Salaries and Wages	495,000	89,979	89,979	0
Fringe Benefits	92,483	16,453	16,452	1
Supplies and Materials	0	307	307	0
Total Special Instruction	587,483	106,739	106,738	1
Support Services - Administration:				
Salaries and Wages	0	36,483	36,483	0
Fringe Benefits	0	6,447	6,447	0
Total Support Services - Administration	0	42,930	42,930	0
Operation and Maint. Of Plant Serv.:				
Salaries and Wages	0	63,736	63,736	0
Fringe Benefits	0	11,107	11,107	0
Total Operation and Maint. Of Plant Serv.	0	74,843	74,843	0
Support Services - Pupil Transp.:				
Purchased Services	0	6,642	6,642	0
Total Expenditures	587,483	233,139	233,138	1
Excess (Deficiency) of Revenues Over (Under) Expenditures	(587,483)	(233,139)	(233,138)	1
Other Financing Sources (Uses):				
Refund of Prior Year's Receipts	0	(354,345)	(354,345)	0
Excess (Deficiency) of Revenues and Other Financing Sources Over (Under) Expenditures and Other Financing Uses	(587,483)	(587,484)	(587,483)	1
Fund Balance at Beginning of Year	587,483	587,483	587,483	0
Fund Balance at End of Year	\$0	(\$1)	\$0	\$1

TOLEDO CITY SCHOOL DISTRICT, OHIO

**Schedule of Revenues, Expenditures and Changes in
Fund Balance – Budget and Actual (Non-GAAP Budgetary Basis)
Nonmajor Special Revenue Funds
For the Fiscal Year Ended June 30, 2002**

VOCATIONAL EDUCATION ENHANCEMENT FUND				Variance with Final Budget Positive (Negative)
	Original Budget	Final Budget	Actual	
Revenues:				
Revenue from State Sources	\$0	\$23,500	\$23,500	\$0
Total Revenues	0	23,500	23,500	0
Expenditures:				
1812 - Voc. Educ. Enhancement - NOW Tech Pru:				
Vocational Education:				
Supplies and Materials	0	1,780	1,780	0
Capital Outlay	0	5,720	5,720	0
Total for Special Cost Center 1812	0	7,500	7,500	0
1822 - Voc. Educ. Enhancement - NOW Tech Pre:				
Vocational Education:				
Supplies and Materials	0	700	700	0
Capital Outlay	0	4,300	4,300	0
Total for Special Cost Center 1822	0	5,000	5,000	0
1852 - Voc. Educ. Enhancement - NOW Tech Prn:				
Vocational Education:				
Supplies and Materials	0	700	700	0
Capital Outlay	0	4,300	4,300	0
Total for Special Cost Center 1852	0	5,000	5,000	0
1872 - Voc. Educ. Enhancement - NOW Tech Prn:				
Vocational Education:				
Supplies and Materials	0	2,400	2,400	0
Capital Outlay	0	3,600	3,600	0
Total for Special Cost Center 1872	0	6,000	6,000	0
5211 - Voc. Educ. Enhancement - T.P. Exp.:				
Support Services - Instruct. Staff:				
Supplies and Materials	18,468	18,102	17,476	626
Capital Outlay	8,388	6,036	5,881	155
Total for Special Cost Center 5211	26,856	24,138	23,357	781
Total Expenditures	26,856	47,638	46,857	781
Excess (Deficiency) of Revenues Over (Under) Expenditures	(26,856)	(24,138)	(23,357)	781
Other Financing Sources (Uses):				
Refund of Prior Year's Receipts	0	(3,499)	(3,499)	0
Excess (Deficiency) of Revenues and Other Financing Sources Over (Under) Expenditures and Other Financing Uses	(26,856)	(27,637)	(26,856)	781
Fund Balance at Beginning of Year	2,718	2,718	2,718	0
Prior Year Encumbrances	24,138	24,138	24,138	0
Fund Balance at End of Year	\$0	(\$781)	\$0	\$781

TOLEDO CITY SCHOOL DISTRICT, OHIO

**Schedule of Revenues, Expenditures and Changes in
Fund Balance – Budget and Actual (Non-GAAP Budgetary Basis)
Nonmajor Special Revenue Funds
For the Fiscal Year Ended June 30, 2002**

ALTERNATIVE SCHOOLS FUND				Variance with Final Budget Positive (Negative)
	Original Budget	Final Budget	Actual	
Revenues:				
Revenue from State Sources	\$515,729	\$515,729	\$515,729	\$0
Total Revenues	515,729	515,729	515,729	0
Expenditures:				
46R0 Alternative Schools - Alter. Ed. HEG:				
Special Instruction:				
Salaries and Wages	0	69,244	69,244	0
Fringe Benefits	45,077	24,707	24,707	0
Purchased Services	0	34	34	0
Supplies and Materials	1,902	918	918	0
Capital Outlay	9,114	9,114	8,893	221
Total Special Instruction	56,093	104,017	103,796	221
Support Services - Pupils:				
Salaries and Wages	26,435	15,780	15,780	0
Fringe Benefits	8,742	4,331	4,331	0
Total Support Services - Pupils	35,177	20,111	20,111	0
Support Services - Instruct. Staff:				
Salaries and Wages	3,507	817	817	0
Fringe Benefits	28,357	2,455	2,455	0
Purchased Services	11,677	12,856	12,856	0
Supplies and Materials	604	344	344	0
Total Support Services - Instruct. Staff	44,145	16,472	16,472	0
Support Services - Administration:				
Salaries and Wages	8,928	26,766	5,984	20,782
Fringe Benefits	3,024	7,240	1,344	5,896
Total Support Services - Administration	11,952	34,006	7,328	26,678
Site Improvement Services:				
Purchased Services	340	0	0	0
Total for Special Cost Center 46R0	147,707	174,606	147,707	26,899
46R2 Alternative Schools - Alter. Ed. HEG:				
Special Instruction:				
Salaries and Wages	187,108	243,886	243,886	0
Fringe Benefits	97,306	74,378	74,378	0
Total Special Instruction	284,414	318,264	318,264	0

(Continued)

TOLEDO CITY SCHOOL DISTRICT, OHIO

***Schedule of Revenues, Expenditures and Changes in
Fund Balance – Budget and Actual (Non-GAAP Budgetary Basis)
Nonmajor Special Revenue Funds
For the Fiscal Year Ended June 30, 2002***

ALTERNATIVE SCHOOLS FUND				Variance with Final Budget Positive (Negative)
	Original Budget	Final Budget	Actual	
Support Services - Pupils:				
Salaries and Wages	60,000	66,166	66,166	0
Fringe Benefits	27,620	22,975	22,975	0
Total Support Services - Pupils	87,620	89,141	89,141	0
Support Services - Instruct. Staff:				
Salaries and Wages	67,488	69,403	69,403	0
Fringe Benefits	48,222	25,279	25,279	0
Purchased Services	17,056	6,358	6,358	0
Supplies and Materials	729	22	22	0
Total Support Services - Instruct. Staff	133,495	101,062	101,062	0
Support Services - Administration:				
Salaries and Wages	0	3,717	3,717	0
Fringe Benefits	0	605	605	0
Total Support Services - Administration	0	4,322	4,322	0
Fiscal Services:				
Other Expenditures	10,200	10,200	10,200	0
Total Fiscal Services	10,200	10,200	10,200	0
Total for Special Cost Center 46R2	515,729	522,989	522,989	0
Total Expenditures	663,436	697,595	670,696	26,899
Excess (Deficiency) of Revenues Over (Under) Expenditures	(147,707)	(181,866)	(154,967)	26,899
Other Financing Sources (Uses):				
Operating Transfers In	0	7,261	0	(7,261)
Advances In	0	0	7,261	7,261
Total Other Financing Sources (Uses):	0	7,261	7,261	0
Excess (Deficiency) of Revenues and Other Financing Sources Over (Under) Expenditures and Other Financing Uses	(147,707)	(174,605)	(147,706)	26,899
Fund Balance at Beginning of Year	132,285	132,285	132,285	0
Prior Year Encumbrances	15,423	15,423	15,423	0
Fund Balance at End of Year	\$1	(\$26,897)	\$2	\$26,899

TOLEDO CITY SCHOOL DISTRICT, OHIO

***Schedule of Revenues, Expenditures and Changes in
Fund Balance – Budget and Actual (Non-GAAP Budgetary Basis)
Nonmajor Special Revenue Funds
For the Fiscal Year Ended June 30, 2002***

EXTENDED LEARNING OPPORTUNITY FUND				Variance with Final Budget Positive (Negative)
	Original Budget	Final Budget	Actual	
Revenues:				
Total Revenues	\$0	\$0	\$0	\$0
Expenditures:				
6EL1 Extended Learning Opportunity:				
Support Services - Instruct. Staff:				
Salaries and Wages	479,311	548,446	548,445	1
Fringe Benefits	93,250	130,790	130,790	0
Purchased Services	78,740	188	188	0
Supplies and Materials	46,105	17,983	17,983	0
Total Expenditures	<u>697,406</u>	<u>697,407</u>	<u>697,406</u>	<u>1</u>
Excess (Deficiency) of Revenues Over (Under) Expenditures	(697,406)	(697,407)	(697,406)	1
Other Financing Sources (Uses):				
Excess (Deficiency) of Revenues and Other Financing Sources Over (Under) Expenditures and Other Financing Uses	(697,406)	(697,407)	(697,406)	1
Fund Balance at Beginning of Year	685,287	685,287	685,287	0
Prior Year Encumbrances	12,119	12,119	12,119	0
Fund Balance at End of Year	<u>\$0</u>	<u>(\$1)</u>	<u>\$0</u>	<u>\$1</u>

TOLEDO CITY SCHOOL DISTRICT, OHIO

**Schedule of Revenues, Expenditures and Changes in
Fund Balance – Budget and Actual (Non-GAAP Budgetary Basis)
Nonmajor Special Revenue Funds
For the Fiscal Year Ended June 30, 2002**

MISCELLANEOUS STATE FUND				Variance with Final Budget Positive (Negative)
	Original Budget	Final Budget	Actual	
Revenues:				
Revenue from State Sources	\$316,877	\$447,890	\$457,890	\$10,000
Total Revenues	316,877	447,890	457,890	10,000
Expenditures:				
1RH0 Ohioreads - Hale FY-00:				
Salaries and Wages	21	0	0	0
Fringe Benefits	10	0	0	0
Supplies and Materials	886	308	308	0
Total for Special Cost Center 1RH0	917	308	308	0
1RK0 Ohioreads - Keyser FY-00:				
Supplies and Materials	191	223	223	0
Total for Special Cost Center 1RK0	191	223	223	0
1RL0 Ohioreads - Lagrange FY-00:				
Salaries and Wages	80	0	0	0
Supplies and Materials	187	187	187	0
Total for Special Cost Center 1RL0	267	187	187	0
1RS0 Ohioreads - Stewart FY-00:				
Salaries and Wages	21	0	0	0
Fringe Benefits	2	0	0	0
Supplies and Materials	356	356	356	0
Total for Special Cost Center 1RS0	379	356	356	0
1071 Incentive Award:				
Salaries and Wages	5,356	0	0	0
Fringe Benefits	894	0	0	0
Purchased Services	0	959	959	0
Supplies and Materials	12,500	20,218	20,218	0
Capital Outlay	6,250	0	0	0
Total for Special Cost Center 1071	25,000	21,177	21,177	0
11H2 History Alive:				
Purchased Services	9,500	9,500	9,500	0
Supplies and Materials	500	500	500	0
Total for Special Cost Center 11H2	10,000	10,000	10,000	0

(Continued)

TOLEDO CITY SCHOOL DISTRICT, OHIO

***Schedule of Revenues, Expenditures and Changes in
Fund Balance – Budget and Actual (Non-GAAP Budgetary Basis)
Nonmajor Special Revenue Funds
For the Fiscal Year Ended June 30, 2002***

MISCELLANEOUS STATE FUND				Variance with Final Budget Positive (Negative)
	Original Budget	Final Budget	Actual	
1141 Incentive Award Franklin:				
Salaries and Wages	0	347	347	0
Fringe Benefits	0	57	57	0
Purchased Services	25,000	23,612	20,326	3,286
Supplies and Materials	0	1,278	1,278	0
Total for Special Cost Center 1141	<u>25,000</u>	<u>25,294</u>	<u>22,008</u>	<u>3,286</u>
1351 Incentive Award Mt. Vernon:				
Salaries and Wages	2,145	0	0	0
Fringe Benefits	355	0	0	0
Purchased Services	2,500	1,314	1,314	0
Supplies and Materials	0	5,489	5,489	0
Capital Outlay	19,078	16,860	16,860	0
Total for Special Cost Center 1351	<u>24,078</u>	<u>23,663</u>	<u>23,663</u>	<u>0</u>
1381 Incentive Award V.:				
Supplies and Materials	25,000	5,674	5,674	0
Capital Outlay	0	18,062	18,062	0
Total for Special Cost Center 1381	<u>25,000</u>	<u>23,736</u>	<u>23,736</u>	<u>0</u>
1411 Incentive Award Old Orchard:				
Salaries and Wages	12,000	589	589	0
Fringe Benefits	2,000	90	90	0
Purchased Services	0	3,840	3,840	0
Supplies and Materials	11,000	14,200	14,200	0
Total for Special Cost Center 1411	<u>25,000</u>	<u>18,719</u>	<u>18,719</u>	<u>0</u>
2RC0 Ohioreads - Chase FY-00:				
Purchased Services	28	28	27	1
2RM0 Ohioreads - McKinley FY-00:				
Salaries and Wages	7	0	0	0
Supplies and Materials	158	158	44	114
Total for Special Cost Center 2RM0	<u>165</u>	<u>158</u>	<u>44</u>	<u>114</u>
2RR0 Ohioreads - Reynolds FY-00:				
Salaries and Wages	21	0	0	0
Fringe Benefits	11	0	0	0
Supplies and Materials	1	0	0	0
Total for Special Cost Center 2RR0	<u>33</u>	<u>0</u>	<u>0</u>	<u>0</u>

(Continued)

TOLEDO CITY SCHOOL DISTRICT, OHIO

**Schedule of Revenues, Expenditures and Changes in
Fund Balance – Budget and Actual (Non-GAAP Budgetary Basis)
Nonmajor Special Revenue Funds
For the Fiscal Year Ended June 30, 2002**

MISCELLANEOUS STATE FUND				Variance with Final Budget Positive (Negative)
	Original Budget	Final Budget	Actual	
2RS0 Ohioreads - Sherman FY-00:				
Salaries and Wages	61	0	0	0
Fringe Benefits	10	0	0	0
Supplies and Materials	19	0	0	0
Total for Special Cost Center 2RS0	<u>90</u>	<u>0</u>	<u>0</u>	<u>0</u>
2500 Para to Teacher:				
Purchased Services	71,000	71,000	71,000	0
2501 Para to Teacher DII:				
Purchased Services	71,000	71,000	71,000	0
2660 Safety Grant - Cum. Trauma:				
Capital Outlay	94	88	88	0
3CH0 Incentive Awards - Cherry:				
Purchased Services	3,685	3,676	3,151	525
Supplies and Materials	891	891	891	0
Other Expenditures	529	717	717	0
Total for Special Cost Center 3CH0	<u>5,105</u>	<u>5,284</u>	<u>4,759</u>	<u>525</u>
3ED0 Incentive Awards - Edgewater:				
Salaries and Wages	838	0	0	0
Fringe Benefits	18	0	0	0
Supplies and Materials	2,122	2,940	2,940	0
Total for Special Cost Center 3ED0	<u>2,978</u>	<u>2,940</u>	<u>2,940</u>	<u>0</u>
3KE0 Incentive Awards - Keyser:				
Salaries and Wages	1,300	0	0	0
Fringe Benefits	217	0	0	0
Purchased Services	289	0	0	0
Supplies and Materials	7,605	5,993	5,993	0
Capital Outlay	0	1,690	1,690	0
Total for Special Cost Center 3KE0	<u>9,411</u>	<u>7,683</u>	<u>7,683</u>	<u>0</u>
3LO0 Incentive Awards - Longfellow:				
Salaries and Wages	1,969	0	0	0
Fringe Benefits	120	0	0	0
Purchased Services	0	918	918	0
Supplies and Materials	6,530	7,198	7,198	0
Total for Special Cost Center 3LO0	<u>8,619</u>	<u>8,116</u>	<u>8,116</u>	<u>0</u>

(Continued)

TOLEDO CITY SCHOOL DISTRICT, OHIO

***Schedule of Revenues, Expenditures and Changes in
Fund Balance – Budget and Actual (Non-GAAP Budgetary Basis)
Nonmajor Special Revenue Funds
For the Fiscal Year Ended June 30, 2002***

MISCELLANEOUS STATE FUND				Variance with Final Budget Positive (Negative)
	Original Budget	Final Budget	Actual	
3OL1 Incentive Awards RDG:				
Salaries and Wages	8,130	1,926	1,926	0
Fringe Benefits	1,870	305	305	0
Purchased Services	7,000	120	120	0
Supplies and Materials	4,000	8,320	8,320	0
Other Expenditures	3,000	1,231	1,231	0
Capital Outlay	1,000	0	0	0
Total for Special Cost Center 3OL1	<u>25,000</u>	<u>11,902</u>	<u>11,902</u>	<u>0</u>
3RE0 Ohioreads - Edgewater FY-00:				
Salaries and Wages	1	0	0	0
Fringe Benefits	6	0	0	0
Supplies and Materials	677	642	642	0
Total for Special Cost Center 3RE0	<u>684</u>	<u>642</u>	<u>642</u>	<u>0</u>
3RL0 Ohioreads - Larchmont FY-00:				
Salaries and Wages	39	0	0	0
Supplies and Materials	2,685	2,707	2,707	0
Total for Special Cost Center 3RL0	<u>2,724</u>	<u>2,707</u>	<u>2,707</u>	<u>0</u>
3RR0 Ohioreads - Riverside FY-00:				
Salaries and Wages	19	0	0	0
Supplies and Materials	1,219	1,206	1,160	46
Total for Special Cost Center 3RR0	<u>1,238</u>	<u>1,206</u>	<u>1,160</u>	<u>46</u>
3RS0 Ohioreads - Spring FY-00:				
Salaries and Wages	17	0	0	0
Supplies and Materials	299	276	276	0
Total for Special Cost Center 3RS0	<u>316</u>	<u>276</u>	<u>276</u>	<u>0</u>
3SS0 Safe and School Helpline:				
Salaries and Wages	1,285	0	0	0
Fringe Benefits	215	0	0	0
Purchased Services	17,800	0	0	0
Supplies and Materials	263	0	0	0
Capital Outlay	3,998	0	0	0
Total for Special Cost Center 3SS0	<u>23,561</u>	<u>0</u>	<u>0</u>	<u>0</u>

(Continued)

TOLEDO CITY SCHOOL DISTRICT, OHIO

***Schedule of Revenues, Expenditures and Changes in
Fund Balance – Budget and Actual (Non-GAAP Budgetary Basis)
Nonmajor Special Revenue Funds
For the Fiscal Year Ended June 30, 2002***

MISCELLANEOUS STATE FUND				Variance with Final Budget Positive (Negative)
	Original Budget	Final Budget	Actual	
3WA0 Incentive Awards - Warren:				
Salaries and Wages	4,880	0	0	0
Fringe Benefits	120	0	0	0
Purchased Services	2,762	0	0	0
Supplies and Materials	4,775	0	0	0
Capital Outlay	400	0	0	0
Total for Special Cost Center 3WA0	12,937	0	0	0
3WE0 Incentive Awards - Westfield:				
Salaries and Wages	5,880	2,417	2,417	0
Fringe Benefits	305	393	393	0
Purchased Services	1,320	1,548	1,548	0
Supplies and Materials	7,154	0	0	0
Capital Outlay	698	11,081	11,081	0
Total for Special Cost Center 3WE0	15,357	15,439	15,439	0
3108 Urban Prof. Dev. Academy:				
Salaries and Wages	63,567	85,393	85,393	0
Fringe Benefits	49,117	31,301	31,139	162
Purchased Services	153,090	230,873	124,790	106,083
Supplies and Materials	39,049	1,073	832	241
Capital Outlay	7,015	0	0	0
Total for Special Cost Center 3108	311,838	348,640	242,154	106,486
3300 BCII-Scanning FY-2000:				
Capital Outlay	0	1,330	665	665
4772 HSTW Scott:				
Salaries and Wages	25,000	20,588	20,588	0
Fringe Benefits	4,000	3,177	3,177	0
Purchased Services	9,000	14,913	14,913	0
Other Expenditures	2,000	2,000	2,000	0
Total for Special Cost Center 4772	40,000	40,678	40,678	0
4782 HSTW Libbey:				
Salaries and Wages	20,000	15,360	15,360	0
Fringe Benefits	4,000	2,290	2,290	0
Purchased Services	13,000	10,010	10,010	0
Supplies and Materials	1,000	998	998	0
Other Expenditures	2,000	2,000	2,000	0
Total for Special Cost Center 4782	40,000	30,658	30,658	0

(Continued)

TOLEDO CITY SCHOOL DISTRICT, OHIO

***Schedule of Revenues, Expenditures and Changes in
Fund Balance – Budget and Actual (Non-GAAP Budgetary Basis)
Nonmajor Special Revenue Funds
For the Fiscal Year Ended June 30, 2002***

MISCELLANEOUS STATE FUND				Variance with Final Budget Positive (Negative)
	Original Budget	Final Budget	Actual	
4850 School Readiness Program FY-00:				
Salaries and Wages	2,183	0	0	0
Fringe Benefits	471	0	0	0
Purchased Services	2,904	0	0	0
Supplies and Materials	116	0	0	0
Capital Outlay	16	0	0	0
Total for Special Cost Center 4850	5,690	0	0	0
4851 School Readiness Program FY-01:				
Salaries and Wages	6,666	0	0	0
Fringe Benefits	1,220	0	0	0
Purchased Services	103,779	102,127	102,127	0
Supplies and Materials	426	0	0	0
Total for Special Cost Center 4851	112,091	102,127	102,127	0
4959 School Readiness:				
Salaries and Wages	2,607	0	0	0
Fringe Benefits	1,771	0	0	0
Purchased Services	5,393	0	0	0
Supplies and Materials	422	0	0	0
Total for Special Cost Center 4959	10,193	0	0	0
5970 Ohio Part Char Ed Glen FY-00:				
Salaries and Wages	3,665	0	0	0
Fringe Benefits	526	0	0	0
Purchased Services	2,171	0	0	0
Supplies and Materials	1,812	0	0	0
Total for Special Cost Center 5970	8,174	0	0	0
6RH0 Ohioreads - Harvard FY-00:				
Salaries and Wages	1,195	989	989	0
Fringe Benefits	1	175	175	0
Supplies and Materials	19	19	0	19
Total for Special Cost Center 6RH0	1,215	1,183	1,164	19
6RL0 Ohioreads - Lincoln FY-00:				
Salaries and Wages	5,566	0	0	0
Fringe Benefits	2,956	0	0	0
Purchased Services	14,926	10,119	9,698	421
Supplies and Materials	15,374	11,177	11,174	3
Total for Special Cost Center 6RL0	38,822	21,296	20,872	424

(Continued)

TOLEDO CITY SCHOOL DISTRICT, OHIO

***Schedule of Revenues, Expenditures and Changes in
Fund Balance – Budget and Actual (Non-GAAP Budgetary Basis)
Nonmajor Special Revenue Funds
For the Fiscal Year Ended June 30, 2002***

MISCELLANEOUS STATE FUND				Variance with Final Budget Positive (Negative)
	Original Budget	Final Budget	Actual	
6RP0 Ohioreads - Paterson FY-00:				
Purchased Services	2,256	2,207	2,195	12
Supplies and Materials	683	632	631	1
Capital Outlay	24	0	0	0
Total for Special Cost Center 6RP0	2,963	2,839	2,826	13
6RV0 Ohioreads - Mt. Vernon FY-00:				
Salaries and Wages	19,085	30	30	0
Fringe Benefits	274	4	4	0
Purchased Services	3,134	2,822	2,822	0
Supplies and Materials	18,557	14,404	13,990	414
Capital Outlay	4,445	885	885	0
Total for Special Cost Center 6RV0	45,495	18,145	17,731	414
6RW0 Ohioreads - Warren FY-00:				
Salaries and Wages	2,597	198	198	0
Fringe Benefits	2,797	32	32	0
Purchased Services	5,267	5,014	4,513	501
Supplies and Materials	27,423	8,777	8,777	0
Total for Special Cost Center 6RW0	38,084	14,021	13,520	501
6SW2 Bowsler HSTW:				
Salaries and Wages	11,000	10,127	10,127	0
Fringe Benefits	2,000	1,490	1,490	0
Purchased Services	9,500	7,849	7,849	0
Supplies and Materials	2,500	2,491	2,491	0
Total for Special Cost Center 6SW2	25,000	21,957	21,957	0
6YS1 WIA Youth Services FY-01:				
Salaries and Wages	163,539	78,484	78,484	0
Fringe Benefits	59,930	14,677	14,677	0
Purchased Services	36,210	0	0	0
Supplies and Material	13,700	0	0	0
Other Expenditures	30,510	17,385	0	17,385
Total for Special Cost Center 6YS1	303,889	110,546	93,161	17,385

(Continued)

TOLEDO CITY SCHOOL DISTRICT, OHIO

***Schedule of Revenues, Expenditures and Changes in
Fund Balance – Budget and Actual (Non-GAAP Budgetary Basis)
Nonmajor Special Revenue Funds
For the Fiscal Year Ended June 30, 2002***

MISCELLANEOUS STATE FUND				Variance with Final Budget Positive (Negative)
	Original Budget	Final Budget	Actual	
6YS2 WIA Youth Services FY-02:				
Salaries and Wages	171,976	154,780	154,780	0
Fringe Benefits	77,847	68,772	68,772	0
Purchased Services	21,875	29,823	29,823	0
Supplies and Materials	8,437	10,978	10,978	0
Other Expenditures	23,515	41,728	41,728	0
Capital Outlay	252	0	0	0
Total for Special Cost Center 6YS2	<u>303,902</u>	<u>306,081</u>	<u>306,081</u>	<u>0</u>
6282 Alternatives to Ed.:				
Salaries and Wages	23,040	19,877	19,877	0
Fringe Benefits	7,522	3,534	3,534	0
Purchased Services	25,658	801	801	0
Supplies and Materials	501	0	0	0
Total for Special Cost Center 6282	<u>56,721</u>	<u>24,212</u>	<u>24,212</u>	<u>0</u>
Total Expenditures	<u>1,730,249</u>	<u>1,365,845</u>	<u>1,235,966</u>	<u>129,879</u>
Excess (Deficiency) of Revenues Over (Under) Expenditures	(1,413,372)	(917,955)	(778,076)	139,879
Other Financing Sources (Uses):				
Advances In	0	113,073	113,839	766
Advances Out	0	(17,386)	(17,386)	0
Refund of Prior Year's Expenditures	0	681	0	(681)
Refund of Prior Year's Receipts	0	(120,355)	(120,355)	0
Total Other Financing Sources (Uses):	<u>0</u>	<u>(23,987)</u>	<u>(23,902)</u>	<u>85</u>
Excess (Deficiency) of Revenues and Other Financing Sources Over (Under) Expenditures and Other Financing Uses	(1,413,372)	(941,942)	(801,978)	139,964
Fund Balance at Beginning of Year	591,396	591,396	591,396	0
Prior Year Encumbrances	376,765	376,765	376,765	0
Fund Balance at End of Year	<u>(\$445,211)</u>	<u>\$26,219</u>	<u>\$166,183</u>	<u>\$139,964</u>

TOLEDO CITY SCHOOL DISTRICT, OHIO

***Schedule of Revenues, Expenditures and Changes in
Fund Balance – Budget and Actual (Non-GAAP Budgetary Basis)
Nonmajor Special Revenue Funds
For the Fiscal Year Ended June 30, 2002***

ADULT BASIC EDUCATION FUND				
	<u>Original Budget</u>	<u>Final Budget</u>	<u>Actual</u>	Variance with Final Budget Positive (Negative)
Revenues:				
Revenue from State Sources	\$263,610	\$263,610	\$263,610	\$0
Revenue from Federal Sources	517,385	839,635	839,635	0
Total Revenues	<u>780,995</u>	<u>1,103,245</u>	<u>1,103,245</u>	<u>0</u>
Expenditures:				
9111 A.B.L.E. Carryover 2000:				
Adult/Continuing Instruction:				
Salaries and Wages	7,458	10,272	10,271	1
Fringe Benefits	5,646	11,748	11,748	0
Purchased Services	660	0	0	0
Supplies and Materials	16,071	16,197	16,197	0
Capital Outlay	5,724	5,636	5,636	0
Total Adult/Continuing Instruction	<u>35,559</u>	<u>43,853</u>	<u>43,852</u>	<u>1</u>
Support Services - Instruct. Staff:				
Salaries and Wages	0	1,311	1,311	0
Fringe Benefits	11,663	5,025	5,025	0
Purchased Services	1,179	44	44	0
Other Expenditures	131	0	0	0
Total Support Services - Instruct. Staff	<u>12,973</u>	<u>6,380</u>	<u>6,380</u>	<u>0</u>
Support Services - Administration:				
Supplies and Materials	504	500	500	0
Fiscal Services:				
Other Expenditures	1,694	0	0	0
Total for Special Cost Center 9111	<u>50,730</u>	<u>50,733</u>	<u>50,732</u>	<u>1</u>
9121 A.B.L.E. FY-01:				
Adult/Continuing Instruction:				
Salaries and Wages	104,796	115,597	115,596	1
Fringe Benefits	29,740	26,135	26,135	0
Purchased Services	1,134	191	191	0
Supplies and Materials	6,289	6,289	6,205	84
Other Expenditures	200	0	0	0
Total Adult/Continuing Instruction	<u>142,159</u>	<u>148,212</u>	<u>148,127</u>	<u>85</u>

(Continued)

TOLEDO CITY SCHOOL DISTRICT, OHIO

***Schedule of Revenues, Expenditures and Changes in
Fund Balance – Budget and Actual (Non-GAAP Budgetary Basis)
Nonmajor Special Revenue Funds
For the Fiscal Year Ended June 30, 2002***

ADULT BASIC EDUCATION FUND				Variance with Final Budget Positive (Negative)
	<u>Original Budget</u>	<u>Final Budget</u>	<u>Actual</u>	
Support Services - Instruct. Staff:				
Salaries and Wages	2,429	27,946	27,946	0
Fringe Benefits	1,747	12,209	12,209	0
Purchased Services	4,368	0	0	0
Supplies and Materials	366	0	0	0
Other Expenditures	1,651	0	0	0
Capital Outlay	750	0	0	0
Total Support Services - Instruct. Staff	<u>11,311</u>	<u>40,155</u>	<u>40,155</u>	<u>0</u>
Support Services - Administration:				
Purchased Services	2,302	167	167	0
Supplies and Materials	24	0	0	0
Other Expenditures	285	0	(215)	215
Capital Outlay	750	0	0	0
Total Support Services - Administration	<u>3,361</u>	<u>167</u>	<u>(48)</u>	<u>215</u>
Fiscal Services:				
Other Expenditures	25,000	25,000	0	25,000
Total for Special Cost Center 9121	<u>181,831</u>	<u>213,534</u>	<u>188,234</u>	<u>25,300</u>
9122 A.B.L.E. FY-02:				
Adult/Continuing Instruction:				
Salaries and Wages	433,616	440,147	440,145	2
Fringe Benefits	128,443	136,095	136,095	0
Purchased Services	5,700	788	788	0
Supplies and Materials	17,586	12,780	12,780	0
Other Expenditures	300	204	204	0
Total Adult/Continuing Instruction	<u>585,645</u>	<u>590,014</u>	<u>590,012</u>	<u>2</u>
Support Services - Instruct. Staff:				
Salaries and Wages	58,454	61,467	61,467	0
Fringe Benefits	25,853	28,500	28,500	0
Purchased Services	9,200	3,933	3,933	0
Supplies and Materials	3,200	991	991	0
Other Expenditures	700	200	200	0
Capital Outlay	2,000	1,602	1,602	0
Total Support Services - Instruct. Staff	<u>99,407</u>	<u>96,693</u>	<u>96,693</u>	<u>0</u>

(Continued)

TOLEDO CITY SCHOOL DISTRICT, OHIO***Schedule of Revenues, Expenditures and Changes in
Fund Balance – Budget and Actual (Non-GAAP Budgetary Basis)
Nonmajor Special Revenue Funds
For the Fiscal Year Ended June 30, 2002***

	ADULT BASIC EDUCATION FUND			Variance with Final Budget Positive (Negative)
	<u>Original Budget</u>	<u>Final Budget</u>	<u>Actual</u>	
Support Services - Administration:				
Purchased Services	2,300	1,596	1,596	0
Other Expenditures	500	430	430	0
Capital Outlay	<u>7,000</u>	<u>7,000</u>	<u>7,000</u>	<u>0</u>
Total Support Services - Administration	9,800	9,026	9,026	0
Fiscal Services:				
Other Expenditures	<u>31,547</u>	<u>31,547</u>	<u>31,547</u>	<u>0</u>
Total for Special Cost Center 9122	<u>726,399</u>	<u>727,280</u>	<u>727,278</u>	<u>2</u>
Total Expenditures	<u>958,960</u>	<u>991,547</u>	<u>966,244</u>	<u>25,303</u>
Excess (Deficiency) of Revenues Over (Under) Expenditures	(177,965)	111,698	137,001	25,303
Other Financing Sources (Uses):				
Advances In	0	141,418	141,418	0
Advances Out	0	(346,451)	(346,451)	0
Refund of Prior Year's Expenditures	6,406	133,308	133,308	0
Refund of Prior Year's Receipts	<u>0</u>	<u>(118,714)</u>	<u>(118,714)</u>	<u>0</u>
Total Other Financing Sources (Uses):	6,406	(190,439)	(190,439)	0
Excess (Deficiency) of Revenues and Other Financing Sources Over (Under) Expenditures and Other Financing Uses	(171,559)	(78,741)	(53,438)	25,303
Fund Balance at Beginning of Year	4	4	4	0
Prior Year Encumbrances	<u>53,434</u>	<u>53,434</u>	<u>53,434</u>	<u>0</u>
Fund Balance at End of Year	<u>(\$118,121)</u>	<u>(\$25,303)</u>	<u>\$0</u>	<u>\$25,303</u>

TOLEDO CITY SCHOOL DISTRICT, OHIO

***Schedule of Revenues, Expenditures and Changes in
Fund Balance – Budget and Actual (Non-GAAP Budgetary Basis)
Nonmajor Special Revenue Funds
For the Fiscal Year Ended June 30, 2002***

TITLE I - MIGRANT EDUCATION FUND				Variance with Final Budget Positive (Negative)
	Original Budget	Final Budget	Actual	
Revenues:				
Revenue from Federal Sources	\$6,099	\$6,099	\$6,099	\$0
Total Revenues	6,099	6,099	6,099	0
Expenditures:				
8190 IASA Title 1 Migrant 2000:				
Salaries and Wages	0	0	(2,308)	2,308
Fringe Benefits	(1)	0	(699)	699
Supplies and Materials	1	0	0	0
Total for Special Cost Center 8190	0	0	(3,007)	3,007
8191 IASA Title 1 Migrant FY-01:				
Support Services - Pupils:				
Salaries and Wages	0	2,308	2,308	0
Fringe Benefits	3,761	699	699	0
Total for Special Cost Center 8191	3,761	3,007	3,007	0
8192 IASA Title 1 Migrant FY-02:				
Special Instruction:				
Salaries and Wages	13,486	2,349	2,349	0
Fringe Benefits	6,234	409	409	0
Purchased Services	0	11	11	0
Total Special Instruction	19,720	2,769	2,769	0
Support Services - Fiscal:				
Other Expenditures	609	609	609	0
Total For Special Cost Center 8192	20,329	3,378	3,378	0
Total Expenditures	24,090	6,385	3,378	3,007
Excess (Deficiency) of Revenues Over (Under) Expenditures	(17,991)	(286)	2,721	3,007
Other Financing Sources (Uses):				
Advances Out	0	(3,008)	(3,008)	0
Excess (Deficiency) of Revenues and Other Financing Sources Over (Under) Expenditures and Other Financing Uses	(17,991)	(3,294)	(287)	3,007
Fund Balance at Beginning of Year	3,762	3,762	3,762	0
Fund Balance at End of Year	(\$14,229)	\$468	\$3,475	\$3,007

TOLEDO CITY SCHOOL DISTRICT, OHIO

**Schedule of Revenues, Expenditures and Changes in
Fund Balance – Budget and Actual (Non-GAAP Budgetary Basis)
Nonmajor Special Revenue Funds
For the Fiscal Year Ended June 30, 2002**

TITLE II - EESA AND NDEA FUND				Variance with Final Budget Positive (Negative)
	Original Budget	Final Budget	Actual	
Revenues:				
Revenue from Federal Sources	\$222,363	\$242,363	\$242,363	\$0
Total Revenues	222,363	242,363	242,363	0
Expenditures:				
5410 Eisenhower Title II FY-00:				
Support Services - Instruct. Staff:				
Salaries and Wages	57,154	22,204	22,204	0
Fringe Benefits	12,921	3,631	3,631	0
Purchased Services	16,317	8,054	8,054	0
Supplies and Materials	26,816	14,560	14,560	0
Capital Outlay	2,182	0	0	0
Total Support Services - Instruct. Staff	115,390	48,449	48,449	0
Fiscal Services:				
Other Expenditures	10,869	10,869	5,843	5,026
Community Services:				
Purchased Services	2,573	1,000	0	1,000
Total For Special Cost Center 5410	128,832	60,318	54,292	6,026
5411 Eisenhower Title II FY-01:				
Support Services - Instruct. Staff:				
Salaries and Wages	122,473	19,072	19,072	0
Fringe Benefits	20,202	2,932	2,932	0
Purchased Services	46,025	106,997	106,997	0
Supplies and Materials	38,824	20,403	20,402	1
Capital Outlay	12,858	344	302	42
Total Support Services - Instruct. Staff	240,382	149,748	149,705	43
Fiscal Services:				
Other Expenditures	12,095	12,095	12,095	0
Community Services:				
Purchased Services	320	0	0	0
Total For Special Cost Center 5411	252,797	161,843	161,800	43

(Continued)

TOLEDO CITY SCHOOL DISTRICT, OHIO

***Schedule of Revenues, Expenditures and Changes in
Fund Balance – Budget and Actual (Non-GAAP Budgetary Basis)
Nonmajor Special Revenue Funds
For the Fiscal Year Ended June 30, 2002***

TITLE II - EESA AND NDEA FUND				Variance with Final Budget Positive (Negative)
	<u>Original Budget</u>	<u>Final Budget</u>	<u>Actual</u>	
5412 Eisenhower Title II FY-02:				
Support Services - Instruct. Staff:				
Salaries and Wages	144,946	34,677	34,677	0
Fringe Benefits	23,879	8,331	8,331	0
Purchased Services	62,085	64,214	64,214	0
Supplies and Materials	73,078	19,235	19,235	0
Capital Outlay	12,858	1,155	1,155	0
Total Support Services - Instruct. Staff	<u>316,846</u>	<u>127,612</u>	<u>127,612</u>	0
Fiscal Services:				
Other Expenditures	11,673	11,373	11,373	0
Community Services:				
Purchased Services	6,356	5,425	5,425	0
Total for Special Cost Center 5412	<u>334,875</u>	<u>144,410</u>	<u>144,410</u>	0
Total Expenditures	<u>716,504</u>	<u>366,571</u>	<u>360,502</u>	<u>6,069</u>
Excess (Deficiency) of Revenues Over (Under) Expenditures	(494,141)	(124,208)	(118,139)	6,069
Other Financing Sources (Uses):				
Advances In	0	43,946	43,946	0
Refund of Prior Year's Expenditures	12	12	12	0
Refund of Prior Year's Receipts	0	(59,347)	(59,347)	0
Total Other Financing Sources (Uses):	<u>12</u>	<u>(15,389)</u>	<u>(15,389)</u>	0
Excess (Deficiency) of Revenues and Other Financing Sources Over (Under) Expenditures and Other Financing Uses	(494,129)	(139,597)	(133,528)	6,069
Fund Balance at Beginning of Year	118,904	118,904	118,904	0
Prior Year Encumbrances	49,621	49,621	49,621	0
Fund Balance at End of Year	<u>(\$325,604)</u>	<u>\$28,928</u>	<u>\$34,997</u>	<u>\$6,069</u>

TOLEDO CITY SCHOOL DISTRICT, OHIO

***Schedule of Revenues, Expenditures and Changes in
Fund Balance – Budget and Actual (Non-GAAP Budgetary Basis)
Nonmajor Special Revenue Funds
For the Fiscal Year Ended June 30, 2002***

SPECIAL EDUCATION HANDICAPPED FUND				Variance with Final Budget Positive (Negative)
	Original Budget	Final Budget	Actual	
Revenues:				
Revenue from Federal Sources	\$604,816	\$3,259,474	\$3,259,474	\$0
Total Revenues	604,816	3,259,474	3,259,474	0
Expenditures:				
1832 Title VI-B Indicators of Success:				
Support Services - Instruct. Staff:				
Purchased Services	0	1,300	1,300	0
Supplies and Materials	0	4,680	4,680	0
Total Support Services - Instruct. Staff	0	5,980	5,980	0
5832 Title VI-B Indicators of Success:				
Special Instruction:				
Salaries and Wages	634	594	594	0
Fringe Benefits	106	99	99	0
Supplies and Materials	3,292	3,024	3,024	0
Other Expenditures	0	314	314	0
Total Special Instruction	4,032	4,031	4,031	0
6870 Title VI-B Flow Thru FY-00:				
Special Instruction:				
Supplies and Materials	1,139	294	294	0
Capital Outlay	2,141	797	797	0
Total Special Instruction	3,280	1,091	1,091	0
Support Services - Pupils				
Fringe Benefits	4,875	0	0	0
Purchased Services	2,290	0	0	0
Supplies and Materials	470	0	0	0
Capital Outlay	2,835	0	0	0
Total Support Services - Pupils	10,470	0	0	0
Support Services - Instruct. Staff:				
Salaries and Wages	25,083	0	0	0
Support Services - Administration:				
Salaries and Wages	1	0	0	0
Fringe Benefits	1	0	0	0
Supplies and Materials	212	0	0	0
Capital Outlay	141	0	0	0
Total Support Services - Administration	355	0	0	0

(Continued)

TOLEDO CITY SCHOOL DISTRICT, OHIO

***Schedule of Revenues, Expenditures and Changes in
Fund Balance – Budget and Actual (Non-GAAP Budgetary Basis)
Nonmajor Special Revenue Funds
For the Fiscal Year Ended June 30, 2002***

SPECIAL EDUCATION HANDICAPPED FUND				Variance with Final Budget Positive (Negative)
	Original Budget	Final Budget	Actual	
Support Services - Pupil Transp.:				
Purchased Services	13,000	0	0	0
Community Services:				
Capital Outlay	24	0	0	0
Total For Special Cost Center 6870	52,212	1,091	1,091	0
6871 Title VI-B Flow Thru FY-01:				
Special Instruction:				
Salaries and Wages	0	115,491	115,490	1
Fringe Benefits	0	29,169	29,169	0
Purchased Services	3,199	314	314	0
Supplies and Materials	8,999	7,305	7,305	0
Total Special Instruction	12,198	152,279	152,278	1
Support Services - Pupils:				
Salaries and Wages	10,108	17,386	17,386	0
Fringe Benefits	4,825	4,749	4,749	0
Purchased Services	7,700	1,200	0	1,200
Supplies and Materials	2,071	2,039	2,039	0
Capital Outlay	5,000	3,998	3,998	0
Total Support Services - Pupils	29,704	29,372	28,172	1,200
Support Services - Instruct. Staff:				
Salaries and Wages	0	25,814	(27,110)	52,924
Fringe Benefits	62,180	88,888	80,367	8,521
Total Support Services - Instruct. Staff	62,180	114,702	53,257	61,445
Support Services - Administration:				
Salaries and Wages	10,780	16,764	16,764	0
Fringe Benefits	3,322	3,544	3,544	0
Supplies and Materials	3,928	2,319	2,319	0
Total Support Services - Administration	18,030	22,627	22,627	0
Fiscal Services:				
Other Expenditures	2,612	2,612	2,612	0
Community Services:				
Salaries and Wages	70,289	0	0	0
Fringe Benefits	41,913	0	0	0
Total Community Services	117,426	5,224	5,224	0
Total For Special Cost Center 6871	236,926	321,592	258,946	62,646

(Continued)

TOLEDO CITY SCHOOL DISTRICT, OHIO

***Schedule of Revenues, Expenditures and Changes in
Fund Balance – Budget and Actual (Non-GAAP Budgetary Basis)
Nonmajor Special Revenue Funds
For the Fiscal Year Ended June 30, 2002***

SPECIAL EDUCATION HANDICAPPED FUND				Variance with Final Budget Positive (Negative)
	<u>Original Budget</u>	<u>Final Budget</u>	<u>Actual</u>	
6872 Title VI-B Flow Thru FY-02:				
Special Instruction:				
Salaries and Wages	640,000	369,789	369,788	1
Fringe Benefits	205,580	100,247	100,247	0
Purchased Services	200	100	100	0
Supplies and Materials	26,269	10,708	10,708	0
Capital Outlay	11,431	9,445	9,445	0
Total Special Instruction	<u>883,480</u>	<u>490,289</u>	<u>490,288</u>	<u>1</u>
Support Services - Pupils:				
Salaries and Wages	69,300	77,727	77,727	0
Fringe Benefits	21,854	22,388	22,388	0
Purchased Services	56,755	40,055	40,055	0
Supplies and Materials	3,000	2,414	2,414	0
Capital Outlay	160,035	109,206	109,206	0
Total Support Services - Pupils	<u>310,944</u>	<u>251,790</u>	<u>251,790</u>	<u>0</u>
Support Services - Instruct. Staff:				
Salaries and Wages	1,415,542	1,526,877	1,526,877	0
Fringe Benefits	657,017	723,062	723,062	0
Total Support Services - Instruct. Staff	<u>2,072,559</u>	<u>2,249,939</u>	<u>2,249,939</u>	<u>0</u>
Support Services - Administration:				
Salaries and Wages	209,302	211,402	211,402	0
Fringe Benefits	71,916	67,960	67,960	0
Supplies and Materials	4,500	1,970	1,970	0
Capital Outlay	1,243	0	0	0
Total Support Services - Administration	<u>286,961</u>	<u>281,332</u>	<u>281,332</u>	<u>0</u>
Fiscal Services:				
Other Expenditures	116,217	116,217	116,217	0
Support Services - Pupil Transp.:				
Purchased Services	7,500	0	0	0
Community Services:				
Salaries and Wages	114,855	106,984	106,984	0
Fringe Benefits	34,553	29,923	29,923	0
Total Community Services	<u>149,408</u>	<u>136,907</u>	<u>136,907</u>	<u>0</u>
Total for Special Cost Center 6872	<u>3,827,069</u>	<u>3,526,474</u>	<u>3,526,473</u>	<u>1</u>
Total Expenditures	<u>4,120,239</u>	<u>3,859,168</u>	<u>3,796,521</u>	<u>62,647</u>

(Continued)

TOLEDO CITY SCHOOL DISTRICT, OHIO

***Schedule of Revenues, Expenditures and Changes in
Fund Balance – Budget and Actual (Non-GAAP Budgetary Basis)
Nonmajor Special Revenue Funds
For the Fiscal Year Ended June 30, 2002***

SPECIAL EDUCATION HANDICAPPED FUND				Variance with Final Budget Positive (Negative)
	<u>Original Budget</u>	<u>Final Budget</u>	<u>Actual</u>	
Excess (Deficiency) of Revenues Over (Under) Expenditures	(3,515,423)	(599,694)	(537,047)	62,647
Other Financing Sources (Uses):				
Advances In	0	517,107	517,107	0
Refund of Prior Year's Expenditures	0	22,017	22,017	0
Refund of Prior Year's Receipts	0	(24,941)	(24,941)	0
Total Other Financing Sources (Uses):	0	514,183	514,183	0
Excess (Deficiency) of Revenues and Other Financing Sources Over (Under) Expenditures and Other Financing Uses	(3,515,423)	(85,511)	(22,864)	62,647
Fund Balance at Beginning of Year	38,152	38,152	38,152	0
Prior Year Encumbrances	6,732	6,732	6,732	0
Fund Balance at End of Year	<u>(\$3,470,539)</u>	<u>(\$40,627)</u>	<u>\$22,020</u>	<u>\$62,647</u>

TOLEDO CITY SCHOOL DISTRICT, OHIO

***Schedule of Revenues, Expenditures and Changes in
Fund Balance – Budget and Actual (Non-GAAP Budgetary Basis)
Nonmajor Special Revenue Funds
For the Fiscal Year Ended June 30, 2002***

VOCATIONAL EDUCATION FUND				
	Original Budget	Final Budget	Actual	Variance with Final Budget Positive (Negative)
Revenues:				
Revenue from Federal Sources	\$534,050	\$905,596	\$905,596	\$0
Total Revenues	534,050	905,596	905,596	0
Expenditures:				
2741 IT-PSD FY-01:				
Support Services - Instruct. Staff:				
Supplies and Materials	10,000	10,000	10,000	0
2792 IT-NOW Enhancement:				
Vocational Education:				
Purchased Services	0	3,460	3,460	0
Supplies and Materials	0	536	536	0
Capital Outlay	0	6,650	6,650	0
Total for Special Cost Center 2792	0	10,646	10,646	0
2841 VEPD Secondary FY-01:				
Vocational Education:				
Salaries and Wages	5,603	17,508	17,508	0
Fringe Benefits	1	9,178	7,315	1,863
Purchased Services	1,384	600	382	218
Supplies and Materials	1,288	1,288	1,206	82
Other Expenditures	2,000	2,080	2,081	(1)
Capital Outlay	27,442	27,442	27,442	0
Total Vocational Education	37,718	58,096	55,934	2,162
Support Services - Pupils:				
Salaries and Wages	12,352	0	(1,199)	1,199
Fringe Benefits	675	1,268	1,061	207
Supplies and Materials	4,079	4,067	4,067	0
Total Support Services - Pupils	17,106	5,335	3,929	1,406
Support Services - Instruct. Staff:				
Salaries and Wages	0	119	119	0
Fringe Benefits	289	20	20	0
Purchased Services	3,420	3,400	2,247	1,153
Total Support Services - Instruct. Staff	3,709	3,539	2,386	1,153

(Continued)

TOLEDO CITY SCHOOL DISTRICT, OHIO

***Schedule of Revenues, Expenditures and Changes in
Fund Balance – Budget and Actual (Non-GAAP Budgetary Basis)
Nonmajor Special Revenue Funds
For the Fiscal Year Ended June 30, 2002***

VOCATIONAL EDUCATION FUND				Variance with Final Budget Positive (Negative)
	Original Budget	Final Budget	Actual	
Support Services - Administration:				
Salaries and Wages	118	0	(1,300)	1,300
Fringe Benefits	1	0	(224)	224
Total Support Services - Administration	119	0	(1,524)	1,524
Support Services - Central:				
Salaries and Wages	3,813	1,958	1,958	0
Fringe Benefits	881	897	897	0
Purchased Services	400	400	400	0
Total Support Services - Central	5,094	3,255	3,255	0
Total for Special Cost Center 2841	63,746	70,225	63,980	6,245
2842 VEPD Secondary FY-02:				
Vocational Education:				
Salaries and Wages	24,413	41,923	0	41,923
Fringe Benefits	10,200	0	(89)	89
Purchased Services	0	5,802	5,802	0
Supplies and Materials	3,000	25,752	25,752	0
Capital Outlay	0	90,576	90,576	0
Total Vocational Education	37,613	164,053	122,041	42,012
Support Services - Pupils:				
Salaries and Wages	454,951	353,693	353,693	0
Fringe Benefits	142,985	114,292	114,292	0
Purchased Services	15,069	11,937	11,937	0
Supplies and Materials	6,800	33,381	33,381	0
Total Support Services - Pupils	619,805	513,303	513,303	0
Support Services - Instruct. Staff:				
Salaries and Wages	229,900	120,760	120,760	0
Fringe Benefits	80,666	31,754	31,754	0
Purchased Services	48,248	34,976	34,976	0
Supplies and Materials	20,250	36,581	36,581	0
Other Expenditures	2,000	2,000	2,000	0
Capital Outlay	65,000	166,308	166,308	0
Total Support Services - Instruct. Staff	446,064	392,379	392,379	0

(Continued)

TOLEDO CITY SCHOOL DISTRICT, OHIO

***Schedule of Revenues, Expenditures and Changes in
Fund Balance – Budget and Actual (Non-GAAP Budgetary Basis)
Nonmajor Special Revenue Funds
For the Fiscal Year Ended June 30, 2002***

VOCATIONAL EDUCATION FUND				Variance with Final Budget Positive (Negative)
	Original Budget	Final Budget	Actual	
Support Services - Administration:				
Salaries and Wages	41,400	34,393	34,393	0
Fringe Benefits	16,714	14,453	14,453	0
Total Support Services - Administration	<u>58,114</u>	<u>48,846</u>	<u>48,846</u>	<u>0</u>
Total for Special Cost Center 2842	1,161,596	1,118,581	1,076,569	42,012
2851 VEPD Adult FY-01:				
Vocational Education:				
Purchased Services	143	0	0	0
Support Services - Pupils:				
Salaries and Wages	5,096	7,079	7,079	0
Fringe Benefits	2,097	2,657	2,657	0
Purchased Services	1,317	1,307	1,307	0
Total Support Services - Pupils	<u>8,510</u>	<u>11,043</u>	<u>11,043</u>	<u>0</u>
Support Services - Instruct. Staff:				
Purchased Services	885	0	0	0
Support Services - Administration:				
Fringe Benefits	28	0	0	0
Support Services - Central:				
Purchased Services	7,002	6,479	6,479	0
Supplies and Materials	79	0	0	0
Total Support Services - Central	<u>7,081</u>	<u>6,479</u>	<u>6,479</u>	<u>0</u>
Total for Special Cost Center 2851	16,647	17,522	17,522	0
2852 VEPD Adult FY-02:				
Vocational Education:				
Salaries and Wages	50,616	47,346	47,346	0
Fringe Benefits	17,838	16,601	16,601	0
Purchased Services	500	0	0	0
Supplies and Materials	7,000	6,850	6,850	0
Total Vocational Education	<u>75,954</u>	<u>70,797</u>	<u>70,797</u>	<u>0</u>

(Continued)

TOLEDO CITY SCHOOL DISTRICT, OHIO

***Schedule of Revenues, Expenditures and Changes in
Fund Balance – Budget and Actual (Non-GAAP Budgetary Basis)
Nonmajor Special Revenue Funds
For the Fiscal Year Ended June 30, 2002***

VOCATIONAL EDUCATION FUND				Variance with Final Budget Positive (Negative)
	Original Budget	Final Budget	Actual	
Support Services - Pupils:				
Salaries and Wages	29,040	26,806	26,806	0
Fringe Benefits	10,260	9,557	9,557	0
Purchased Services	1,278	550	550	0
Supplies and Materials	6,000	5,908	5,908	0
Total Support Services - Pupils	46,578	42,821	42,821	0
Support Services - Instruct. Staff:				
Salaries and Wages	1,556	986	986	0
Fringe Benefits	666	517	517	0
Supplies and Materials	1,000	992	992	0
Total Support Services - Instruct. Staff	3,222	2,495	2,495	0
Support Services - Administration:				
Salaries and Wages	6,757	5,086	5,086	0
Fringe Benefits	2,541	909	909	0
Total Support Services - Administration	9,298	5,995	5,995	0
Total for Special Cost Center 2852	135,052	122,108	122,108	0
2860 O.N.O.W. FY00:				
Adult/Continuing Instruction:				
Salaries and Wages	162	0	0	0
Fringe Benefits	1	0	0	0
Purchased Services	1,579	0	0	0
Supplies and Materials	1,413	0	0	0
Total for Special Cost Center 2860	3,155	0	0	0
2891 O.N.O.W. Observation FY-01:				
Adult/Continuing Instruction:				
Salaries and Wages	508	359	359	0
Fringe Benefits	112	223	223	0
Total for Special Cost Center 2891	620	582	582	0
3101 Tech Prep Mini-Grant:				
Support Services - Instruct. Staff:				
Salaries and Wages	1,850	0	0	0
Fringe Benefits	347	0	0	0
Purchased Services	2,533	930	930	0
Supplies and Materials	4,935	3,395	3,363	32
Capital Outlay	2,383	2,400	2,400	0
Total for Special Cost Center 3101	12,048	6,725	6,693	32

(Continued)

TOLEDO CITY SCHOOL DISTRICT, OHIO

***Schedule of Revenues, Expenditures and Changes in
Fund Balance – Budget and Actual (Non-GAAP Budgetary Basis)
Nonmajor Special Revenue Funds
For the Fiscal Year Ended June 30, 2002***

VOCATIONAL EDUCATION FUND				Variance with Final Budget Positive (Negative)
	Original Budget	Final Budget	Actual	
5220 NOW TP-Advertising FY-00:				
Support Services - Instruct. Staff:				
Capital Outlay	240	240	240	0
5221 TP Landscape/Natural Res.:				
Purchased Services	2,445	0	0	0
Supplies and Materials	57	0	0	0
Total Vocational Education	2,502	0	0	0
Fiscal Services:				
Other Expenditures	350	0	0	0
Total for Special Cost Center 5221	2,852	0	0	0
5222 TP Landscape/Natural Res.:				
Vocational Education:				
Supplies and Materials	0	1,322	1,322	0
Capital Outlay	0	1,147	1,147	0
Total for Special Cost Center 5222	0	2,469	2,469	0
Total Expenditures	1,405,956	1,359,098	1,310,809	48,289
Excess (Deficiency) of Revenues Over (Under) Expenditures	(871,906)	(453,502)	(405,213)	48,289
Other Financing Sources (Uses):				
Operating Transfers In	3	218	218	0
Advances In	0	414,189	414,189	0
Advances Out	0	(71,672)	(71,672)	0
Refund of Prior Year's Expenditures	1,031	1,031	1,031	0
Refund of Prior Year's Receipts	(77,079)	(5,376)	(5,376)	0
Total Other Financing Sources (Uses):	(76,045)	338,390	338,390	0
Excess (Deficiency) of Revenues and Other Financing Sources Over (Under) Expenditures and Other Financing Uses	(947,951)	(115,112)	(66,823)	48,289
Fund Balance at Beginning of Year	5,362	5,362	5,362	0
Prior Year Encumbrances	63,670	63,670	63,670	0
Fund Balance at End of Year	(\$878,919)	(\$46,080)	\$2,209	\$48,289

TOLEDO CITY SCHOOL DISTRICT, OHIO

**Schedule of Revenues, Expenditures and Changes in
Fund Balance – Budget and Actual (Non-GAAP Budgetary Basis)
Nonmajor Special Revenue Funds
For the Fiscal Year Ended June 30, 2002**

	CHAPTER 1 FUND			Variance with Final Budget Positive (Negative)
	Original Budget	Final Budget	Actual	
Revenues:				
Revenue from Federal Sources	\$7,022,706	\$14,525,078	\$14,525,078	\$0
Total Revenues	7,022,706	14,525,078	14,525,078	0
Expenditures:				
1R31 School Improvement FY-01:				
Special Instruction:				
Salaries and Wages	341,307	91,869	91,121	748
Fringe Benefits	56,396	17,752	17,638	114
Purchased Services	183,961	100,537	100,537	0
Supplies and Materials	230,629	275,947	275,947	0
Capital Outlay	9,426	7,320	7,320	0
Total Special Instruction	821,719	493,425	492,563	862
Support Services - Instruct. Staff:				
Salaries and Wages	17,040	13,137	13,137	0
Fringe Benefits	2,804	3,867	3,867	0
Total Support Services - Instruct. Staff	19,844	17,004	17,004	0
Support Services - Pupil Transp.:				
Purchased Services	4,000	1,682	1,682	0
Total for Special Cost Center 1R31	845,563	512,111	511,249	862
1R32 School Improvement FY-02:				
Special Instruction:				
Salaries and Wages	160,000	33,861	33,861	0
Fringe Benefits	26,521	5,757	5,757	0
Purchased Services	50,000	26,163	26,163	0
Supplies and Materials	160,368	61,134	61,134	0
Capital Outlay	2,000	0	0	0
Total Special Instruction	398,889	126,915	126,915	0
Support Services - Instruct. Staff:				
Salaries and Wages	1,000	1,856	1,856	0
Fringe Benefits	164	327	327	0
Total Support Services - Instruct. Staff	1,164	2,183	2,183	0
Support Services - Administration:				
Salaries and Wages	10,000	2,761	2,761	0
Fringe Benefits	1,645	478	478	0
Total Support Services - Administration	11,645	3,239	3,239	0

(Continued)

TOLEDO CITY SCHOOL DISTRICT, OHIO

***Schedule of Revenues, Expenditures and Changes in
Fund Balance – Budget and Actual (Non-GAAP Budgetary Basis)
Nonmajor Special Revenue Funds
For the Fiscal Year Ended June 30, 2002***

	CHAPTER 1 FUND			Variance with Final Budget Positive (Negative)
	<u>Original Budget</u>	<u>Final Budget</u>	<u>Actual</u>	
Fiscal Services:				
Other Expenditures	17,200	17,200	17,200	0
Total For Special Cost Center 1R32	428,898	149,537	149,537	0
57R2 Title I FY-01:				
Special Instruction:				
Salaries and Wages	1,000,000	1,000,000	1,000,000	0
Fringe Benefits	185,000	185,000	185,000	0
Total Special Instruction	1,185,000	1,185,000	1,185,000	0
Support Services - Instruct. Staff:				
Salaries and Wages	643,500	643,500	643,500	0
Fringe Benefits	120,056	120,056	120,056	0
Total Support Services - Instruct. Staff	763,556	763,556	763,556	0
Total For Special Cost Center 57R2	1,948,556	1,948,556	1,948,556	0
57S1 Title I FY-01:				
Special Instruction:				
Salaries and Wages	0	6,965	6,965	0
Fringe Benefits	0	1,201	1,201	0
Supplies and Materials	0	801	801	0
Total Special Instruction	0	8,967	8,967	0
Support Services - Administration:				
Salaries and Wages	7,166	195	195	0
Fringe Benefits	1,322	33	33	0
Supplies and Materials	788	0	0	0
Total Support Services - Administration	9,276	228	228	0
Total for Special Cost Center 57S1	9,276	9,195	9,195	0
57X1 Title I Delinq. FY-00 Carryover:				
Special Instruction:				
Salaries and Wages	9,049	3,256	3,256	0
Fringe Benefits	1,535	571	571	0
Supplies and Materials	13,291	14,690	14,690	0
Capital Outlay	700	636	636	0
Total For Special Cost Center 57X1	24,575	19,153	19,153	0

(Continued)

TOLEDO CITY SCHOOL DISTRICT, OHIO

***Schedule of Revenues, Expenditures and Changes in
Fund Balance – Budget and Actual (Non-GAAP Budgetary Basis)
Nonmajor Special Revenue Funds
For the Fiscal Year Ended June 30, 2002***

CHAPTER 1 FUND				Variance with Final Budget Positive (Negative)
	Original Budget	Final Budget	Actual	
57X2 Title I Delinq. FY-00 Carryover:				
Special Instruction:				
Salaries and Wages	0	6,854	6,854	0
Fringe Benefits	0	1,173	1,173	0
Total for Special Cost Center 57X2	0	8,027	8,027	0
5701 Title I FY-01:				
Special Instruction:				
Salaries and Wages	3,106,785	1,610,435	1,610,435	0
Fringe Benefits	596,918	473,527	473,527	0
Purchased Services	53,379	21,108	21,108	0
Supplies and Materials	336,012	365,196	365,196	0
Other Expenditures	0	1,301,321	1,301,321	0
Capital Outlay	53,667	37,934	37,934	0
Total Special Instruction	4,146,761	3,809,521	3,809,521	0
Support Services - Instruct. Staff:				
Salaries and Wages	825,592	296,408	292,999	3,409
Fringe Benefits	226,430	173,402	173,402	0
Purchased Services	9,043	3,313	3,313	0
Supplies and Materials	1,916	2,011	1,618	393
Capital Outlay	3,080	479	479	0
Total Support Services - Instruct. Staff	1,066,061	475,613	471,811	3,802
Support Services - Administration:				
Salaries and Wages	25,505	60,093	60,093	0
Fringe Benefits	4,124	18,593	18,593	0
Purchased Services	3,930	1,253	1,253	0
Supplies and Materials	1,784	4,280	4,054	226
Capital Outlay	5,000	9,499	9,499	0
Total Support Services - Administration	40,343	93,718	93,492	226
Fiscal Services:				
Other Expenditures	3,500	3,500	3,500	0
Support Services - Pupil Transp.:				
Purchased Services	13,224	6,639	1,792	4,847

(Continued)

TOLEDO CITY SCHOOL DISTRICT, OHIO

***Schedule of Revenues, Expenditures and Changes in
Fund Balance – Budget and Actual (Non-GAAP Budgetary Basis)
Nonmajor Special Revenue Funds
For the Fiscal Year Ended June 30, 2002***

CHAPTER 1 FUND				Variance with Final Budget Positive (Negative)
	Original Budget	Final Budget	Actual	
Community Services:				
Salaries and Wages	111,046	154,219	154,219	0
Fringe Benefits	76,893	50,653	50,653	0
Purchased Services	2,193	576	576	0
Supplies and Materials	3,233	13,082	13,073	9
Capital Outlay	4,974	0	0	0
Total Community Services	<u>198,339</u>	<u>218,530</u>	<u>218,521</u>	<u>9</u>
Operation and Maint. Of Plant Serv.:				
Purchased Services	27,000	0	0	0
Total For Special Cost Center 5701	<u>5,495,228</u>	<u>4,607,521</u>	<u>4,598,637</u>	<u>8,884</u>
5702 Title I FY-02:				
Special Instruction:				
Salaries and Wages	6,288,729	4,183,826	4,183,826	0
Fringe Benefits	2,109,568	1,313,618	1,313,618	0
Purchased Services	65,817	43,719	43,719	0
Supplies and Materials	205,684	240,723	240,723	0
Capital Outlay	13,621	6,607	6,607	0
Total Special Instruction	<u>8,683,419</u>	<u>5,788,493</u>	<u>5,788,493</u>	<u>0</u>
Support Services - Instruct. Staff:				
Salaries and Wages	1,451,657	697,986	697,986	0
Fringe Benefits	902,010	494,859	494,859	0
Purchased Services	32,300	11,694	11,694	0
Supplies and Materials	8,050	2,032	2,032	0
Capital Outlay	6,000	11,464	11,464	0
Total Support Services - Instruct. Staff	<u>2,400,017</u>	<u>1,218,035</u>	<u>1,218,035</u>	<u>0</u>
Support Services - Administration:				
Salaries and Wages	283,396	193,835	193,835	0
Fringe Benefits	99,197	67,345	67,345	0
Purchased Services	11,050	5,434	5,434	0
Supplies and Materials	4,000	4,396	4,396	0
Capital Outlay	2,000	545	545	0
Total Support Services - Administration	<u>399,643</u>	<u>271,555</u>	<u>271,555</u>	<u>0</u>
Fiscal Services:				
Other Expenditures	516,046	341,046	341,046	0
Support Services - Pupil Transp.:				
Purchased Services	16,342	8,818	8,818	0

(Continued)

TOLEDO CITY SCHOOL DISTRICT, OHIO

***Schedule of Revenues, Expenditures and Changes in
Fund Balance – Budget and Actual (Non-GAAP Budgetary Basis)
Nonmajor Special Revenue Funds
For the Fiscal Year Ended June 30, 2002***

CHAPTER 1 FUND				Variance with Final Budget Positive (Negative)
	Original Budget	Final Budget	Actual	
Community Services:				
Salaries and Wages	473,000	425,653	425,653	0
Fringe Benefits	175,306	140,696	140,696	0
Purchased Services	20,000	2,850	2,850	0
Supplies and Materials	30,012	3,687	3,687	0
Total Community Services	698,318	572,886	572,886	0
Operation and Maint. Of Plant Serv.				
Purchased Services	27,000	0	0	0
Total For Special Cost Center 5702	12,740,785	8,200,833	8,200,833	0
5721 Capital Expense FY-01:				
Community Services:				
Purchased Services	45,435	31,112	25,814	5,298
5722 Capital Expenses FY-02:				
Community Services:				
Purchased Services	63,331	47,369	47,369	0
5730 Comp. School Reform FY00:				
Special Instruction:				
Salaries and Wages	0	0	(3,779)	3,779
Fringe Benefits	0	0	(707)	707
Total Special Instruction	0	0	(4,486)	4,486
Support Services - Instruct. Staff:				
Salaries and Wages	0	0	(1,068)	1,068
Fringe Benefits	0	0	(183)	183
Total Support Services - Instruct. Staff	0	0	(1,251)	1,251
Total For Special Cost Center 5730	0	0	(5,737)	5,737
5732 Comp. School Reform FY02:				
Special Instruction:				
Salaries and Wages	31,300	24,276	24,276	0
Fringe Benefits	13,460	7,169	7,169	0
Total Special Instruction	44,760	31,445	31,445	0
Support Services - Instruct. Staff:				
Salaries and Wages	3,760	4,922	4,922	0
Fringe Benefits	1,480	1,663	1,663	0
Total Support Services - Instruct. Staff	5,240	6,585	6,585	0
Total For Special Cost Center 5732	50,000	38,030	38,030	0

(Continued)

TOLEDO CITY SCHOOL DISTRICT, OHIO

***Schedule of Revenues, Expenditures and Changes in
Fund Balance – Budget and Actual (Non-GAAP Budgetary Basis)
Nonmajor Special Revenue Funds
For the Fiscal Year Ended June 30, 2002***

CHAPTER 1 FUND				Variance with Final Budget Positive (Negative)
	Original Budget	Final Budget	Actual	
5791 Title I Delinquent FY-01:				
Special Instruction:				
Salaries and Wages	4,781	0	(1,334)	1,334
Fringe Benefits	946	0	(240)	240
Total Special Instruction	5,727	0	(1,574)	1,574
Support Services - Instruct. Staff:				
Purchased Services	2,836	2,330	2,330	0
Supplies and Materials	17,469	10,674	10,674	0
Other Expenditures	837	837	130	707
Capital Outlay	3,669	4,645	4,645	0
Total Support Services - Instruct. Staff	24,811	18,486	17,779	707
Support Services - Pupil Transp.:				
Purchased Services	700	0	0	0
Total For Special Cost Center 5791	31,238	18,486	16,205	2,281
5792 Title I Delinquent FY-02:				
Special Instruction:				
Salaries and Wages	15,700	2,432	2,432	0
Fringe Benefits	2,897	420	420	0
Total Special Instruction	18,597	2,852	2,852	0
Support Services - Instruct. Staff:				
Purchased Services	4,524	2,000	2,000	0
Supplies and Materials	33,400	9,355	9,355	0
Total Support Services - Instruct. Staff	37,924	11,355	11,355	0
Fiscal Services:				
Other Expenditures	2,490	2,490	2,490	0
Total For Special Cost Center 5792	59,011	16,697	16,697	0
7200 Educ. Home Child & Youth FY-00:				
Special Instruction:				
Salaries and Wages	1,246	0	0	0
Fringe Benefits	320	0	0	0
Supplies and Materials	9	0	0	0
Total Special Instruction	1,575	0	0	0

(Continued)

TOLEDO CITY SCHOOL DISTRICT, OHIO

***Schedule of Revenues, Expenditures and Changes in
Fund Balance – Budget and Actual (Non-GAAP Budgetary Basis)
Nonmajor Special Revenue Funds
For the Fiscal Year Ended June 30, 2002***

CHAPTER 1 FUND				Variance with Final Budget Positive (Negative)
	Original Budget	Final Budget	Actual	
Support Services - Instruct. Staff:				
Salaries and Wages	17,413	22,571	22,571	0
Fringe Benefits	6,446	3,893	3,893	0
Purchased Services	4,897	3,966	3,966	0
Total Support Services - Instruct. Staff	30,331	30,430	30,430	0
Support Services - Administration				
Supplies and Materials	100	0	0	0
Total For Special Cost Center 7200	30,431	30,430	30,430	0
7201 Educ. Home Child & Youth FY- 01:				
Special Instruction:				
Salaries and Wages	2,796	361	361	0
Fringe Benefits	826	61	61	0
Total Special Instruction	3,622	422	422	0
Support Services - Instruct. Staff:				
Salaries and Wages	823	0	(2,243)	2,243
Fringe Benefits	687	6,454	5,981	473
Purchased Services	6,060	6,951	2,985	3,966
Total Support Services - Instruct. Staff	7,570	13,405	6,723	6,682
Total For Special Cost Center 7201	12,392	15,027	8,345	6,682
7202 Educ. Home Child & Youth FY-02:				
Special Instruction:				
Salaries and Wages	14,000	9,014	9,014	0
Fringe Benefits	2,583	1,501	1,501	0
Supplies and Materials	907	0	0	0
Total Special Instruction	17,490	10,515	10,515	0
Support Services - Instruct. Staff:				
Salaries and Wages	26,509	2,709	2,709	0
Fringe Benefits	12,483	1,075	1,075	0
Purchased Services	31,100	29,106	29,106	0
Total Support Services - Instruct. Staff	70,092	32,890	32,890	0
Fiscal:				
Other Expenditures	2,825	2,825	2,825	0

(Continued)

TOLEDO CITY SCHOOL DISTRICT, OHIO

***Schedule of Revenues, Expenditures and Changes in
Fund Balance – Budget and Actual (Non-GAAP Budgetary Basis)
Nonmajor Special Revenue Funds
For the Fiscal Year Ended June 30, 2002***

	CHAPTER 1 FUND			Variance with Final Budget Positive (Negative)
	Original Budget	Final Budget	Actual	
Support Services - Pupil Transp.:				
Purchased Services	1,400	0	0	0
Total For Special Cost Center 7202	91,807	46,230	46,230	0
5700 Title I FY-00:				
Special Instruction:				
Supplies and Materials	782	782	0	782
Total Expenditures	21,877,308	15,699,096	15,668,570	30,526
Excess (Deficiency) of Revenues Over (Under) Expenditures	(14,854,602)	(1,174,018)	(1,143,492)	30,526
Other Financing Sources (Uses):				
Advances In	0	55,089	55,089	0
Advances Out	0	(7,413)	(7,413)	0
Refund of Prior Year's Receipts	0	(923,977)	(923,977)	0
Total Other Financing Sources (Uses):	0	(876,301)	(876,301)	0
Excess (Deficiency) of Revenues and Other Financing Sources Over (Under) Expenditures and Other Financing Uses	(14,854,602)	(2,050,319)	(2,019,793)	30,526
Fund Balance at Beginning of Year	4,109,201	4,109,201	4,109,201	0
Prior Year Encumbrances	367,301	367,301	367,301	0
Fund Balance at End of Year	<u>(\$10,378,100)</u>	<u>\$2,426,183</u>	<u>\$2,456,709</u>	<u>\$30,526</u>

TOLEDO CITY SCHOOL DISTRICT, OHIO

**Schedule of Revenues, Expenditures and Changes in
Fund Balance – Budget and Actual (Non-GAAP Budgetary Basis)
Nonmajor Special Revenue Funds
For the Fiscal Year Ended June 30, 2002**

	CHAPTER 2 FUND			Variance with Final Budget Positive (Negative)
	<u>Original Budget</u>	<u>Final Budget</u>	<u>Actual</u>	
Revenues:				
Revenue from Federal Sources	\$104,329	\$496,265	\$496,265	\$0
Total Revenues	104,329	496,265	496,265	0
Expenditures:				
0000 Title VI FY-01:				
Regular Instruction:				
Salaries and Wages	0	5,570	5,570	0
Fringe Benefits	2	1,017	(2,574)	3,591
Total Regular Instruction	2	6,587	2,996	3,591
Support Services - Administration:				
Salaries and Wages	4,341	0	0	0
Fringe Benefits	641	0	0	0
Total Support Services - Administration	4,982	0	0	0
Support Services - Pupil Transp.:				
Purchased Services	920	0	0	0
Community Services:				
Purchased Services	4,017	4,017	4,013	4
Supplies and Materials	2,184	537	537	0
Total Community Services	6,201	4,554	4,550	4
Total for Special Cost Center 0000	12,105	11,141	7,546	3,595
0001 Title VI FY-01:				
Regular Instruction:				
Salaries and Wages	19,873	30,971	30,971	0
Fringe Benefits	7,540	13,163	13,163	0
Purchased Services	28,017	14,644	14,644	0
Supplies and Materials	1,906	351	351	0
Total Regular Instruction	57,336	59,129	59,129	0
Support Services - Pupils:				
Salaries and Wages	9,070	0	0	0
Fringe Benefits	1,673	0	0	0
Total Support Services - Pupils	10,743	0	0	0

(Continued)

TOLEDO CITY SCHOOL DISTRICT, OHIO

***Schedule of Revenues, Expenditures and Changes in
Fund Balance – Budget and Actual (Non-GAAP Budgetary Basis)
Nonmajor Special Revenue Funds
For the Fiscal Year Ended June 30, 2002***

CHAPTER 2 FUND				Variance with Final Budget Positive (Negative)
	Original Budget	Final Budget	Actual	
Support Services - Instruct. Staff:				
Salaries and Wages	13,186	11,696	11,696	0
Fringe Benefits	5,202	4,547	4,547	0
Supplies and Materials	650	0	0	0
Total Support Services - Instruct. Staff	19,038	16,243	16,243	0
Support Services - Administration:				
Salaries and Wages	5,224	0	0	0
Fringe Benefits	1,023	0	0	0
Other Expenditures	3,700	0	0	0
Total Support Services - Administration	9,947	0	0	0
Fiscal Services:				
Other Expenditures	8,992	8,992	8,992	0
Support Services - Pupil Transp.				
Purchased Services	13,483	0	0	0
Community Services:				
Purchased Services	18,416	9,179	9,155	24
Supplies and Materials	19,204	16,062	16,043	19
Capital Outlay	7,867	4,289	4,289	0
Total Community Services	45,487	29,530	29,487	43
Total For Special Cost Center 0001	165,026	113,894	113,851	43
0002 Title VI FY-02:				
Regular Instruction:				
Salaries and Wages	108,142	74,219	74,219	0
Fringe Benefits	23,755	12,947	12,947	0
Purchased Services	65,107	46,234	46,234	0
Supplies and Materials	15,235	1,347	1,347	0
Total Regular Instruction	212,239	134,747	134,747	0
Support Services - Instruct. Staff:				
Salaries and Wages	33,262	24,127	24,127	0
Fringe Benefits	13,747	9,566	9,566	0
Supplies and Materials	1,000	0	0	0
Total Support Services - Instruct. Staff	48,009	33,693	33,693	0

(Continued)

TOLEDO CITY SCHOOL DISTRICT, OHIO

***Schedule of Revenues, Expenditures and Changes in
Fund Balance – Budget and Actual (Non-GAAP Budgetary Basis)
Nonmajor Special Revenue Funds
For the Fiscal Year Ended June 30, 2002***

	CHAPTER 2 FUND			Variance with Final Budget Positive (Negative)
	Original Budget	Final Budget	Actual	
Support Services - Administration:				
Salaries and Wages	12,646	10,711	10,711	0
Fringe Benefits	2,334	1,896	1,896	0
Total Support Services - Administration	14,980	12,607	12,607	0
Fiscal Services:				
Other Expenditures	12,851	12,851	12,851	0
Support Services - Pupil Transp.:				
Purchased Services	6,000	2,550	2,550	0
Community Services:				
Purchased Services	26,602	16,064	16,064	0
Supplies and Materials	32,130	16,538	16,538	0
Capital Outlay	6,943	8,123	8,123	0
Total Community Services	65,675	40,725	40,725	0
Total For Special Cost Center 0002	359,754	237,173	237,173	0
Total Expenditures	536,885	362,208	358,570	3,638
Excess (Deficiency) of Revenues Over (Under) Expenditures	(432,556)	134,057	137,695	3,638
Other Financing Sources (Uses):				
Advances In	0	21,898	21,898	0
Advances Out	0	(157,552)	(157,552)	0
Refund of Prior Year's Expenditures	200	201	201	0
Total Other Financing Sources (Uses):	200	(135,453)	(135,453)	0
Excess (Deficiency) of Revenues and Other Financing Sources Over (Under) Expenditures and Other Financing Uses	(432,356)	(1,396)	2,242	3,638
Fund Balance at Beginning of Year	2,996	2,996	2,996	0
Prior Year Encumbrances	45,937	45,937	45,937	0
Fund Balance at End of Year	(\$383,423)	\$47,537	\$51,175	\$3,638

TOLEDO CITY SCHOOL DISTRICT, OHIO

***Schedule of Revenues, Expenditures and Changes in
Fund Balance – Budget and Actual (Non-GAAP Budgetary Basis)
Nonmajor Special Revenue Funds
For the Fiscal Year Ended June 30, 2002***

	<u>Original Budget</u>	<u>Final Budget</u>	<u>Actual</u>	<u>Variance with Final Budget Positive (Negative)</u>
Revenues:				
Total Revenues	\$0	\$0	\$0	\$0
Expenditures:				
6EE1 Emergency Immigrant Ed. Asst.:				
Special Instruction:				
Salaries and Wages	5,857	4,884	4,884	0
Fringe Benefits	978	891	891	0
Purchased Services	396	0	0	0
Supplies and Materials	168	0	0	0
Total Expenditures	<u>7,399</u>	<u>5,775</u>	<u>5,775</u>	<u>0</u>
Excess (Deficiency) of Revenues Over (Under) Expenditures	(7,399)	(5,775)	(5,775)	0
Other Financing Sources (Uses):				
Refund of Prior Year's Receipts	0	(1,624)	(1,624)	0
Excess (Deficiency) of Revenues and Other Financing Sources Over (Under) Expenditures and Other Financing Uses	(7,399)	(7,399)	(7,399)	0
Fund Balance at Beginning of Year	<u>7,399</u>	<u>7,399</u>	<u>7,399</u>	<u>0</u>
Fund Balance at End of Year	<u>\$0</u>	<u>\$0</u>	<u>\$0</u>	<u>\$0</u>

TOLEDO CITY SCHOOL DISTRICT, OHIO

**Schedule of Revenues, Expenditures and Changes in
Fund Balance – Budget and Actual (Non-GAAP Budgetary Basis)
Nonmajor Special Revenue Funds
For the Fiscal Year Ended June 30, 2002**

DRUG FREE SCHOOLS FUND				
	<u>Original Budget</u>	<u>Final Budget</u>	<u>Actual</u>	Variance with Final Budget Positive (Negative)
Revenues:				
Revenue from Federal Sources	\$92,409	\$651,466	\$651,466	\$0
Total Revenues	92,409	651,466	651,466	0
Expenditures:				
5712 Drug Free Schools - Title VI:				
Support Services - Pupils:				
Purchased Services	9,110	9,110	9,110	0
66CO Safe/Drug Free School FY-99				
Support Services - Pupils:				
Salaries and Wages	2,696	0	0	0
Fringe Benefits	965	0	0	0
Supplies and Materials	789	0	0	0
Total For Special Cost Center 66CO	4,450	0	0	0
6600 Safe/Drugfree School FY-00:				
Support Services - Pupils:				
Salaries and Wages	0	0	(24,782)	24,782
Fringe Benefits	0	2,568	(8,058)	10,626
Purchased Services	0	31,856	31,856	0
Total Support Services - Pupils	0	34,424	(984)	35,408
Community Services:				
Supplies and Materials	173	173	173	0
Total For Special Cost Center 6600	173	34,597	(811)	35,408
6601 Safe/Drugfree School FY-01:				
Support Services - Pupils:				
Salaries and Wages	8,501	95,763	95,763	0
Fringe Benefits	14,309	29,265	29,265	0
Purchased Services	100,000	100,000	68,144	31,856
Total Support Services - Pupils	122,810	225,028	193,172	31,856
Support Services - Administration:				
Salaries and Wages	226	4,070	4,070	0
Fringe Benefits	2,366	1,094	1,094	0
Total Support Services - Administration	2,592	5,164	5,164	0
Fiscal Services:				
Other Expenditures	7,237	7,237	7,237	0

(Continued)

TOLEDO CITY SCHOOL DISTRICT, OHIO

***Schedule of Revenues, Expenditures and Changes in
Fund Balance – Budget and Actual (Non-GAAP Budgetary Basis)
Nonmajor Special Revenue Funds
For the Fiscal Year Ended June 30, 2002***

DRUG FREE SCHOOLS FUND				Variance with Final Budget Positive (Negative)
	<u>Original Budget</u>	<u>Final Budget</u>	<u>Actual</u>	
Community Services:				
Purchased Services	11,672	9,351	9,351	0
Supplies and Materials	<u>3,321</u>	<u>195</u>	<u>194</u>	<u>1</u>
Total Community Services	<u>14,993</u>	<u>9,546</u>	<u>9,545</u>	<u>1</u>
Total For Special Cost Center 6601	147,632	246,975	215,118	31,857
6602 Safe/Drugfree School FY-01:				
Salaries and Wages	119,320	59,319	59,317	2
Fringe Benefits	37,229	17,704	17,704	0
Purchased Services	<u>188,360</u>	<u>188,359</u>	<u>188,359</u>	<u>0</u>
Total Support Services - Pupils	<u>344,909</u>	<u>265,382</u>	<u>265,380</u>	<u>2</u>
Support Services - Administration:				
Salaries and Wages	14,769	11,785	11,785	0
Fringe Benefits	<u>6,530</u>	<u>3,257</u>	<u>3,257</u>	<u>0</u>
Total Support Services - Administration	<u>21,299</u>	<u>15,042</u>	<u>15,042</u>	<u>0</u>
Fiscal Services:				
Other Expenditures	8,115	8,115	8,115	0
Community Services:				
Purchased Services	0	4,309	4,309	0
Supplies and Materials	<u>4,309</u>	<u>0</u>	<u>0</u>	<u>0</u>
Total Community Services	<u>4,309</u>	<u>4,309</u>	<u>4,309</u>	<u>0</u>
Total For Special Cost Center 6602	<u>378,632</u>	<u>292,848</u>	<u>292,846</u>	<u>2</u>
Total Expenditures	<u>539,997</u>	<u>583,530</u>	<u>516,263</u>	<u>67,267</u>
Excess (Deficiency) of Revenues Over (Under) Expenditures	(447,588)	67,936	135,203	67,267
Other Financing Sources (Uses):				
Advances In	0	2,174	2,174	0
Advances Out	0	(248,874)	(248,874)	0
Refund of Prior Year's Expenditures	65,314	65,314	65,314	0
Refund of Prior Year's Receipts	<u>0</u>	<u>(5,461)</u>	<u>(5,461)</u>	<u>0</u>
Total Other Financing Sources (Uses):	<u>65,314</u>	<u>(186,847)</u>	<u>(186,847)</u>	<u>0</u>
Excess (Deficiency) of Revenues and Other Financing Sources Over (Under) Expenditures and Other Financing Uses	(382,274)	(118,911)	(51,644)	67,267
Fund Balance at Beginning of Year	5,463	5,463	5,463	0
Prior Year Encumbrances	<u>116,954</u>	<u>116,954</u>	<u>116,954</u>	<u>0</u>
Fund Balance at End of Year	<u>(\$259,857)</u>	<u>\$3,506</u>	<u>\$70,773</u>	<u>\$67,267</u>

TOLEDO CITY SCHOOL DISTRICT, OHIO

***Schedule of Revenues, Expenditures and Changes in
Fund Balance – Budget and Actual (Non-GAAP Budgetary Basis)
Nonmajor Special Revenue Funds
For the Fiscal Year Ended June 30, 2002***

PRESCHOOL HANDICAPPED FUND				Variance with Final Budget Positive (Negative)
	Original Budget	Final Budget	Actual	
Revenues:				
Revenue from Federal Sources	\$140,301	\$207,246	\$207,246	\$0
Total Revenues	140,301	207,246	207,246	0
Expenditures:				
5871 Pre-School Grant FY-01:				
Special Instruction:				
Salaries and Wages	1,178	0	0	0
Fringe Benefits	391	618	618	0
Purchased Services	575	651	651	0
Total Special Instruction	2,144	1,269	1,269	0
Support Services - Pupils:				
Salaries and Wages	0	875	875	0
Fringe Benefits	1	423	423	0
Purchased Services	505	275	269	6
Supplies and Materials	3	0	0	0
Total Support Services - Pupils	509	1,573	1,567	6
Support Services - Instruct. Staff:				
Salaries and Wages	691	4,697	4,697	0
Fringe Benefits	3,872	3,103	3,103	0
Purchased Services	0	29	29	0
Supplies and Materials	0	49	49	0
Total Support Services - Instruct. Staff	4,563	7,878	7,878	0
Support Services - Administration:				
Salaries and Wages	275	707	707	0
Fringe Benefits	30	128	128	0
Purchased Services	488	220	220	0
Total Support Services - Administration	793	1,055	1,055	0
Fiscal Services:				
Other Expenditures	3,667	3,667	0	3,667
Total For Special Cost Center 5871	11,676	15,442	11,769	3,673

(Continued)

TOLEDO CITY SCHOOL DISTRICT, OHIO

***Schedule of Revenues, Expenditures and Changes in
Fund Balance – Budget and Actual (Non-GAAP Budgetary Basis)
Nonmajor Special Revenue Funds
For the Fiscal Year Ended June 30, 2002***

PRESCHOOL HANDICAPPED FUND				Variance with Final Budget Positive (Negative)
	Original Budget	Final Budget	Actual	
5872 Pre-School Grant FY-02:				
Special Instruction:				
Salaries and Wages	10,100	8,707	8,707	0
Fringe Benefits	5,546	4,050	4,050	0
Purchased Services	5,000	3,491	3,491	0
Supplies and Materials	4,300	1,042	1,042	0
Total Special Instruction	24,946	17,290	17,290	0
Support Services - Pupils:				
Salaries and Wages	27,000	30,515	30,515	0
Fringe Benefits	8,129	8,387	8,387	0
Purchased Services	2,100	1,835	1,835	0
Supplies and Materials	1,500	1,193	1,193	0
Total Support Services - Pupils	38,729	41,930	41,930	0
Support Services - Instruct. Staff:				
Salaries and Wages	82,000	86,213	86,213	0
Fringe Benefits	48,377	40,113	40,113	0
Purchased Services	1,600	1,814	1,814	0
Supplies and Materials	200	0	0	0
Total Support Services - Instruct. Staff	132,177	128,140	128,140	0
Support Services - Administration:				
Salaries and Wages	15,000	15,426	15,426	0
Fringe Benefits	2,637	2,624	2,624	0
Purchased Services	900	695	695	0
Supplies and Materials	762	662	662	0
Total Support Services - Administration	19,299	19,407	19,407	0
Fiscal Services:				
Other Expenditures	8,001	8,001	8,001	0
Total For Special Cost Center 5872	223,152	214,768	214,768	0
Total Expenditures	234,828	230,210	226,537	3,673
Excess (Deficiency) of Revenues Over (Under) Expenditures	(94,527)	(22,964)	(19,291)	3,673

(Continued)

TOLEDO CITY SCHOOL DISTRICT, OHIO

***Schedule of Revenues, Expenditures and Changes in
Fund Balance – Budget and Actual (Non-GAAP Budgetary Basis)
Nonmajor Special Revenue Funds
For the Fiscal Year Ended June 30, 2002***

	<u>Original Budget</u>	<u>Final Budget</u>	<u>Actual</u>	Variance with Final Budget Positive (Negative)
Other Financing Sources (Uses):				
Advances In	0	17,931	17,931	0
Advances Out	0	(3,371)	(3,371)	0
Refund of Prior Year's Expenditures	<u>0</u>	<u>9,259</u>	<u>93</u>	<u>(9,166)</u>
Total Other Financing Sources (Uses):	0	23,819	14,653	(9,166)
Excess (Deficiency) of Revenues and Other Financing Sources Over (Under) Expenditures and Other Financing Uses	(94,527)	855	(4,638)	(5,493)
Fund Balance at Beginning of Year	1	1	1	0
Prior Year Encumbrances	<u>4,638</u>	<u>4,638</u>	<u>4,638</u>	<u>0</u>
Fund Balance at End of Year	<u><u>(\$89,888)</u></u>	<u><u>\$5,494</u></u>	<u><u>\$1</u></u>	<u><u>(\$5,493)</u></u>

TOLEDO CITY SCHOOL DISTRICT, OHIO

***Schedule of Revenues, Expenditures and Changes in
Fund Balance – Budget and Actual (Non-GAAP Budgetary Basis)
Nonmajor Special Revenue Funds
For the Fiscal Year Ended June 30, 2002***

TELECOMMUNICATIONS ACT GRANT FUND				Variance with Final Budget Positive (Negative)
	<u>Original Budget</u>	<u>Final Budget</u>	<u>Actual</u>	
Revenues:				
Revenue from Federal Sources	\$368,072	\$795,081	\$795,081	\$0
Total Revenues	<u>368,072</u>	<u>795,081</u>	<u>795,081</u>	<u>0</u>
Expenditures:				
2561 FCC E-Rate FY-01:				
Operation and Maint. Of Plant Serv.:				
Purchased Services	2,283,575	881,845	881,845	0
Supplies and Materials	2,590	857	857	0
Capital Outlay	1,175	0	0	0
Total Expenditures	<u>2,287,340</u>	<u>882,702</u>	<u>882,702</u>	<u>0</u>
Excess (Deficiency) of Revenues Over (Under) Expenditures	(1,919,268)	(87,621)	(87,621)	0
Fund Balance at Beginning of Year	22,397	22,397	22,397	0
Prior Year Encumbrances	109,168	109,168	109,168	0
Fund Balance at End of Year	<u>(\$1,787,703)</u>	<u>\$43,944</u>	<u>\$43,944</u>	<u>\$0</u>

TOLEDO CITY SCHOOL DISTRICT, OHIO**Schedule of Revenues, Expenditures and Changes in
Fund Balance – Budget and Actual (Non-GAAP Budgetary Basis)
Nonmajor Special Revenue Funds
For the Fiscal Year Ended June 30, 2002**

	GOALS 2000 FUND			Variance with Final Budget Positive (Negative)
	<u>Original Budget</u>	<u>Final Budget</u>	<u>Actual</u>	
Revenues:				
Revenue from Federal Sources	<u>\$48,684</u>	<u>\$90,684</u>	<u>\$90,684</u>	<u>\$0</u>
Total Revenues	48,684	90,684	90,684	0
Expenditures:				
1R21 Continuous Improv. Impl.:				
Support Services - Instruct. Staff:				
Salaries and Wages	24,207	2,298	2,298	0
Fringe Benefits	<u>5,644</u>	<u>385</u>	<u>385</u>	<u>0</u>
Total for Special Cost Center 1R21	29,851	2,683	2,683	0
1S21 Continuous Improv. Star:				
Support Services - Instruct. Staff:				
Salaries and Wages	40,000	24,737	24,737	0
Fringe Benefits	7,781	3,934	3,934	0
Supplies and Materials	<u>3,456</u>	<u>3,243</u>	<u>3,243</u>	<u>(1)</u>
Total For Special Cost Center 1S21	51,237	31,914	31,914	0
1502 Goals 2000 - Baldrige in Education:				
Special Instruction:				
Salaries and Wages	8,800	7,396	7,396	0
Fringe Benefits	1,200	1,111	1,111	0
Purchased Services	7,250	7,264	7,262	2
Supplies and Materials	<u>2,700</u>	<u>549</u>	<u>549</u>	<u>0</u>
Total Special Instruction	25,000	19,439	19,437	2
Support Services - Instruct. Staff:				
Salaries and Wages	750	0	0	0
Support Services - Administration:				
Salaries and Wages	3,800	2,714	2,714	0
Fringe Benefits	<u>500</u>	<u>405</u>	<u>405</u>	<u>0</u>
Total Support Services - Administration	<u>4,300</u>	<u>3,119</u>	<u>3,119</u>	<u>0</u>
Total For Special Cost Center 1502	25,000	19,439	19,437	2

(Continued)

TOLEDO CITY SCHOOL DISTRICT, OHIO

***Schedule of Revenues, Expenditures and Changes in
Fund Balance – Budget and Actual (Non-GAAP Budgetary Basis)
Nonmajor Special Revenue Funds
For the Fiscal Year Ended June 30, 2002***

	GOALS 2000 FUND			Variance with Final Budget Positive (Negative)
	Original Budget	Final Budget	Actual	
2481 Performance Incentive FY-01:				
Support Services - Instruct. Staff:				
Salaries and Wages	51,848	53	53	0
Fringe Benefits	9,257	9	9	0
Purchased Services	37,367	3,601	3,601	0
Supplies and Materials	8,144	30,272	30,272	0
Total for Special Cost Center 2481	106,616	33,935	33,935	0
Total Expenditures	212,704	87,971	87,969	2
Excess (Deficiency) of Revenues Over (Under) Expenditures	(164,020)	2,713	2,715	2
Other Financing Sources (Uses):				
Refund of Prior Year's Receipts	0	(9,168)	(9,168)	0
Excess (Deficiency) of Revenues and Other Financing Sources Over (Under) Expenditures and Other Financing Uses	(164,020)	(6,455)	(6,453)	2
Fund Balance at Beginning of Year	98,577	98,577	98,577	0
Prior Year Encumbrances	11,757	11,757	11,757	0
Fund Balance at End of Year	(\$53,686)	\$103,879	\$103,881	\$2

TOLEDO CITY SCHOOL DISTRICT, OHIO

***Schedule of Revenues, Expenditures and Changes in
Fund Balance – Budget and Actual (Non-GAAP Budgetary Basis)
Nonmajor Special Revenue Funds
For the Fiscal Year Ended June 30, 2002***

REDUCING CLASS SIZE FUND				Variance with Final Budget Positive (Negative)
	Original Budget	Final Budget	Actual	
Revenues:				
Revenue from Federal Sources	\$672,487	\$1,392,915	\$1,392,915	\$0
Total Revenues	672,487	1,392,915	1,392,915	0
Expenditures:				
5742 Reducing Class Size - Title VI-R:				
Special Instruction:				
Salaries and Wages	1,808,795	444,200	444,200	0
Fringe Benefits	520,893	124,903	124,903	0
Total Special Instruction	2,329,688	569,103	569,103	0
Fiscal Services:				
Other Expenditures	72,053	72,053	72,053	0
Total Expenditures	2,401,741	641,156	641,156	0
Excess (Deficiency) of Revenues				
Over (Under) Expenditures	(1,729,254)	751,759	751,759	0
Fund Balance at Beginning of Year	0	0	0	0
Fund Balance at End of Year	<u>\$ (1,729,254)</u>	<u>\$ 751,759</u>	<u>\$ 751,759</u>	<u>\$ 0</u>

TOLEDO CITY SCHOOL DISTRICT, OHIO

***Schedule of Revenues, Expenditures and Changes in
Fund Balance – Budget and Actual (Non-GAAP Budgetary Basis)
Nonmajor Special Revenue Funds
For the Fiscal Year Ended June 30, 2002***

MISCELLANEOUS FEDERAL GRANTS FUND				
	<u>Original Budget</u>	<u>Final Budget</u>	<u>Actual</u>	Variance with Final Budget Positive (Negative)
Revenues:				
Revenue from Local Sources	\$3,981,613	\$2,565,618	\$344	(\$2,565,274)
Revenue from Federal Sources	<u>3,496,078</u>	<u>4,769,221</u>	<u>4,769,220</u>	<u>(1)</u>
Total Revenues	7,477,691	7,334,839	4,769,564	(2,565,275)
Expenditures:				
1R11 Safe School/Healthy Kids:				
Salaries and Wages	1,191,438	809,317	809,317	0
Fringe Benefits	325,342	246,125	246,125	0
Purchased Services	1,968,823	1,478,683	1,478,682	1
Supplies and Materials	73,318	17,548	17,480	68
Other Expenditures	0	2,101	2,101	0
Capital Outlay	<u>38,468</u>	<u>0</u>	<u>0</u>	<u>0</u>
Total for Special Cost Center 1R11	3,597,389	2,553,774	2,553,705	69
1R41 Smaller Learning Comm.:				
Salaries and Wages	19,636	5,747	5,747	0
Fringe Benefits	2,281	1,031	1,031	0
Purchased Services	3,100	4,449	4,449	0
Supplies and Materials	1,000	0	0	0
Other Expenditures	<u>2,688</u>	<u>2,688</u>	<u>2,688</u>	<u>0</u>
Total for Special Cost Center 1R41	28,705	13,915	13,915	0
2181 Raising the Bar - Waite:				
Salaries and Wages	2,305	3,560	3,560	0
Fringe Benefits	682	630	622	8
Supplies and Materials	14,826	13,761	13,627	134
Capital Outlay	<u>4,180</u>	<u>4,176</u>	<u>4,176</u>	<u>0</u>
Total for Special Cost Center 2181	21,993	22,127	21,985	142
2311 21st Century TLC:				
Salaries and Wages	32,471	8,851	8,851	0
Fringe Benefits	6,104	1,539	1,539	0
Purchased Services	310,433	278,064	278,064	0
Supplies and Materials	28,000	13,638	13,638	0
Other Expenditures	18,336	18,336	18,336	0
Capital Outlay	<u>8,000</u>	<u>2,805</u>	<u>2,805</u>	<u>0</u>
Total for Special Cost Center 2311	403,344	323,233	323,233	0

(Continued)

TOLEDO CITY SCHOOL DISTRICT, OHIO

***Schedule of Revenues, Expenditures and Changes in
Fund Balance – Budget and Actual (Non-GAAP Budgetary Basis)
Nonmajor Special Revenue Funds
For the Fiscal Year Ended June 30, 2002***

MISCELLANEOUS FEDERAL GRANTS FUND				Variance with Final Budget Positive (Negative)
	<u>Original Budget</u>	<u>Final Budget</u>	<u>Actual</u>	
2321 21st Century - Old West End:				
Salaries and Wages	17,556	7,690	7,690	0
Fringe Benefits	3,816	1,366	1,366	0
Purchased Services	81,200	60,945	60,945	0
Supplies and Materials	12,000	8,640	8,640	0
Other Expenditures	5,428	5,428	5,428	0
Capital Outlay	5,000	2,168	2,168	0
Total for Special Cost Center 2321	<u>125,000</u>	<u>86,237</u>	<u>86,237</u>	<u>0</u>
2330 Family and School Partnership:				
Purchased Services	2,436	0	0	0
Supplies and Materials	31	0	0	0
Total for Special Cost Center 2330	<u>2,467</u>	<u>0</u>	<u>0</u>	<u>0</u>
2480 Performance Incentive-00:				
Fringe Benefits	0	0	(3,775)	3,775
Purchased Services	1,500	1,500	1,500	0
Supplies and Materials	2,305	2,305	2,161	144
Other Expenditures	6,030	6,102	6,102	0
Total for Special Cost Center 2480	<u>9,835</u>	<u>9,907</u>	<u>5,988</u>	<u>3,919</u>
2631 Four Corners Prog. FY-01:				
Purchased Services	106,679	81,528	19,773	61,755
Other Expenditures	7,412	7,412	3,330	4,082
Total for Special Cost Center 2631	<u>114,091</u>	<u>88,940</u>	<u>23,103</u>	<u>65,837</u>
2632 Four Corners Prog. FY-02:				
Salaries and Wages	1,757	586	586	0
Fringe Benefits	329	102	102	0
Purchased Services	75,141	89,341	89,341	0
Supplies and Materials	2,502	2,502	2,502	0
Other Expenditures	3,574	3,574	3,574	0
Capital Outlay	1,626	1,626	1,626	0
Total for Special Cost Center 2632	<u>84,929</u>	<u>97,731</u>	<u>97,731</u>	<u>0</u>
2991 Gear-Up Learning:				
Salaries and Wages	47,219	47,219	47,219	0
Fringe Benefits	9,189	9,189	9,189	0
Total for Special Cost Center 2991	<u>56,408</u>	<u>56,408</u>	<u>56,408</u>	<u>0</u>

(Continued)

TOLEDO CITY SCHOOL DISTRICT, OHIO

***Schedule of Revenues, Expenditures and Changes in
Fund Balance – Budget and Actual (Non-GAAP Budgetary Basis)
Nonmajor Special Revenue Funds
For the Fiscal Year Ended June 30, 2002***

MISCELLANEOUS FEDERAL GRANTS FUND				
	<u>Original Budget</u>	<u>Final Budget</u>	<u>Actual</u>	Variance with Final Budget Positive (Negative)
3121 Early Success Child/Family:				
Salaries and Wages	321,102	211,458	211,458	0
Fringe Benefits	141,674	65,264	65,264	0
Purchased Services	25,408	21,768	20,999	769
Supplies and Materials	33,346	26,029	26,029	0
Other Expenditures	166,602	31,602	31,602	0
Capital Outlay	<u>3,579</u>	<u>1,622</u>	<u>1,622</u>	<u>0</u>
Total for Special Cost Center 3121	691,711	357,743	356,974	769
4589 Tapestries FY-99:				
Salaries and Wages	1,487,148	391,933	391,933	0
Fringe Benefits	<u>552,475</u>	<u>125,122</u>	<u>125,122</u>	<u>0</u>
Total for Special Cost Center 4589	2,039,623	517,055	517,055	0
5740 Title VI-R:				
Salaries and Wages	12,249	34,129	34,129	0
Fringe Benefits	<u>30,799</u>	<u>8,919</u>	<u>8,919</u>	<u>0</u>
Total for Special Cost Center 5740	43,048	43,048	43,048	0
5741 VI-R FY-01:				
Salaries and Wages	822,691	621,618	621,618	0
Fringe Benefits	328,780	208,801	208,801	0
Other Expenditures	<u>32,527</u>	<u>32,528</u>	<u>32,528</u>	<u>0</u>
Total for Special Cost Center 5741	1,183,998	862,947	862,947	0
5960 Ohio Part. In Char. Ed. FY-00:				
Salaries and Wages	531	248	248	0
Fringe Benefits	118	41	41	0
Purchased Services	1,373	1,140	1,140	0
Supplies and Materials	711	935	935	0
Other Expenditures	<u>933</u>	<u>922</u>	<u>922</u>	<u>0</u>
Total for Special Cost Center 5960	3,666	3,286	3,286	0
5961 Ohio Part. In Char. Ed. FY-01:				
Purchased Services	534	509	509	0
Supplies and Materials	<u>1,244</u>	<u>1,235</u>	<u>1,235</u>	<u>0</u>
Total for Special Cost Center 5961	1,778	1,744	1,744	0

(Continued)

TOLEDO CITY SCHOOL DISTRICT, OHIO

***Schedule of Revenues, Expenditures and Changes in
Fund Balance – Budget and Actual (Non-GAAP Budgetary Basis)
Nonmajor Special Revenue Funds
For the Fiscal Year Ended June 30, 2002***

MISCELLANEOUS FEDERAL GRANTS FUND				Variance with Final Budget Positive (Negative)
	Original Budget	Final Budget	Actual	
5962 Ohio Part. In Char. Ed. FY-02:				
Supplies and Materials	0	5,648	5,648	0
Other Expenditures	0	7,373	7,373	0
Total for Special Cost Center 5962	0	13,021	13,021	0
5981 OH PT CH Ed 99 Carryover:				
Supplies and Materials	900	900	900	0
Other Expenditures	3,900	3,900	3,900	0
Total for Special Cost Center 5981	4,800	4,800	4,800	0
6SW1 Bowsher - HSTW FY-01:				
Salaries and Wages	2,329	6,495	6,495	0
Fringe Benefits	825	1,029	1,029	0
Purchased Services	10,722	5,128	5,128	0
Supplies and Materials	500	732	732	0
Other Expenditures	960	960	455	505
Total for Special Cost Center 6SW1	15,336	14,344	13,839	505
5920 Ohio Javits II Project:				
Supplies and Materials	1,402	0	0	0
9950 Raising the Bar - E. Toledo:				
Supplies and Materials	243	243	0	243
Total Expenditures	8,429,766	5,070,503	4,999,019	71,484
Excess (Deficiency) of Revenues Over (Under) Expenditures	(952,075)	2,264,336	(229,455)	(2,493,791)
Other Financing Sources (Uses):				
Advances In	0	155,977	155,977	0
Advances Out	0	(287,883)	(287,883)	0
Refund of Prior Year's Receipts	0	(3,608)	(3,608)	0
Total Other Financing Sources (Uses):	0	(135,514)	(135,514)	0
Excess (Deficiency) of Revenues and Other Financing Sources Over (Under) Expenditures and Other Financing Uses	(952,075)	2,128,822	(364,969)	(2,493,791)
Fund Balance at Beginning of Year	764,659	764,659	764,659	0
Prior Year Encumbrances	340,303	340,303	340,303	0
Fund Balance at End of Year	\$152,887	\$3,233,784	\$739,993	(\$2,493,791)

TOLEDO CITY SCHOOL DISTRICT, OHIO

***Schedule of Revenues, Expenditures and Changes in
Fund Balance – Budget and Actual (Non-GAAP Budgetary Basis)
Nonmajor Capital Projects Funds
For the Fiscal Year Ended June 30, 2002***

VOCATIONAL EDUCATION EQUIPMENT FUND				
	Original Budget	Final Budget	Actual	Variance with Final Budget Positive (Negative)
Revenues:				
Revenue from State Sources	\$0	\$120,466	\$120,466	\$0
Total Revenues	0	120,466	120,466	0
Expenditures:				
4151 VEA Equipment FY-01:				
Vocational Education:				
Capital Outlay	39,546	35,427	34,553	874
Total for Special Cost Center 4151	39,546	35,427	34,553	874
4152 VEA Equipment FY-02:				
Vocational Education:				
Capital Outlay	0	58,994	58,994	0
Total for Special Cost Center 4152	0	58,994	58,994	0
Total Expenditures	39,546	94,421	93,547	874
Excess (Deficiency) of Revenues Over (Under) Expenditures	(39,546)	26,045	26,919	874
Other Financing Sources (Uses):				
Advances In	0	58,994	58,994	0
Advances Out	0	(121,191)	(121,191)	0
Total Other Financing Sources (Uses)	0	(62,197)	(62,197)	0
Excess (Deficiency) of Revenues and Other Financing Sources Over (Under) Expenditures and Other Financing Uses	(39,546)	(36,152)	(35,278)	874
Fund Balance at Beginning of Year	1	1	1	0
Prior Year Encumbrances	35,277	35,277	35,277	0
Fund Balance at End of Year	(\$4,268)	(\$874)	\$0	\$874

TOLEDO CITY SCHOOL DISTRICT, OHIO

**Schedule of Revenues, Expenditures and Changes in
Fund Balance – Budget and Actual (Non-GAAP Budgetary Basis)
Nonmajor Capital Projects Funds
For the Fiscal Year Ended June 30, 2002**

	SCHOOLNET FUND			Variance with Final Budget Positive (Negative)
	Original Budget	Final Budget	Actual	
Revenues:				
Revenue from State Sources	\$15,000	\$1,129,920	\$1,129,920	\$0
Total Revenues	15,000	1,129,920	1,129,920	0
Expenditures:				
3451 School Net Plus FY-01:				
Support Services - Instruct. Staff:				
Salaries and Wages	124,257	18,283	18,283	0
Fringe Benefits	20,594	3,490	3,490	0
Purchased Services	2,200	2,200	2,200	0
Supplies and Materials	404,272	108,659	108,659	0
Capital Outlay	247,667	667,798	667,798	0
Total for Special Cost Center 3451	798,990	800,430	800,430	0
3551 School Net/One Net:				
Support Services - Central:				
Capital Outlay	165,000	165,000	165,000	0
3552 School Net/One Net:				
Support Services - Central:				
Capital Outlay	15,000	15,000	15,000	0
Total Expenditures	978,990	980,430	980,430	0
Excess (Deficiency) of Revenues Over (Under) Expenditures	(963,990)	149,490	149,490	0
Other Financing Sources (Uses):				
Refund of Prior Year's Expenditures	1,440	1,440	1,440	0
Excess (Deficiency) of Revenues and Other Financing Sources Over (Under) Expenditures and Other Financing Uses	(962,550)	150,930	150,930	0
Fund Balance at Beginning of Year	844,128	844,128	844,128	0
Prior Year Encumbrances	119,862	119,862	119,862	0
Fund Balance at End of Year	\$1,440	\$1,114,920	\$1,114,920	\$0

TOLEDO CITY SCHOOL DISTRICT, OHIO

***Schedule of Revenues, Expenditures and Changes in
Fund Balance – Budget and Actual (Non-GAAP Budgetary Basis)
Nonmajor Capital Projects Funds
For the Fiscal Year Ended June 30, 2002***

TECHNOLOGY EQUITY GRANT FUND				Variance with Final Budget Positive (Negative)
	Original Budget	Final Budget	Actual	
Revenues:				
Revenue from State Sources	\$420,398	\$420,398	\$420,398	\$0
Total Revenues	420,398	420,398	420,398	0
Expenditures:				
2680 Technology Equity FY-00:				
Support Services - Pupils:				
Salaries and Wages	1,012	0	0	0
Fringe Benefits	12	0	0	0
Supplies and Materials	557	0	0	0
Total for Special Cost Center 2680	1,581	0	0	0
2681 Technology Equity FY-01:				
Support Services - Pupils:				
Salaries and Wages	8,469	622	622	0
Fringe Benefits	1,393	101	101	0
Purchased Services	10,184	4,949	4,949	0
Supplies and Materials	102,425	117,931	117,931	0
Capital Outlay	137,425	133,611	133,611	0
Total for Special Cost Center 2681	259,896	257,214	257,214	0
2682 Technology Equity FY-02:				
Support Services - Pupils:				
Salaries and Wages	5,141	2	2	0
Fringe Benefits	859	0	0	0
Purchased Services	44,645	0	0	0
Supplies and Materials	151,576	149,301	149,301	0
Capital Outlay	216,595	145,847	145,847	0
Total for Special Cost Center 2682	418,816	295,150	295,150	0
Total Expenditures	680,293	552,364	552,364	0
Excess (Deficiency) of Revenues Over (Under) Expenditures	(259,895)	(131,966)	(131,966)	0
Other Financing Sources (Uses):				
Refund of Prior Year's Receipts	0	(4,263)	(4,263)	0
Excess (Deficiency) of Revenues and Other Financing Sources Over (Under) Expenditures and Other Financing Uses	(259,895)	(136,229)	(136,229)	0
Fund Balance at Beginning of Year	39,082	39,082	39,082	0
Prior Year Encumbrances	220,816	220,816	220,816	0
Fund Balance at End of Year	\$3	\$123,669	\$123,669	\$0

TOLEDO CITY SCHOOL DISTRICT, OHIO

***Schedule of Revenues, Expenditures and Changes in
Fund Balance – Budget and Actual (Non-GAAP Budgetary Basis)
Nonmajor Capital Projects Funds
For the Fiscal Year Ended June 30, 2002***

SPECIAL CAPITAL PROJECTS FUND				Variance with Final Budget Positive (Negative)
	<u>Original Budget</u>	<u>Final Budget</u>	<u>Actual</u>	
Revenues:				
Revenue from State Sources	\$975,251	\$975,521	\$975,521	\$0
Total Revenues	975,251	975,521	975,521	0
Expenditures:				
8960 School Building Assistance:				
Site Improvement Services:				
Purchased Services	958,678	958,678	958,678	0
8961 School Building Assistance:				
Site Improvement Services:				
Purchased Services	2,194,002	1,710,888	1,710,888	0
Total Expenditures	3,152,680	2,669,566	2,669,566	0
Excess (Deficiency) of Revenues Over (Under) Expenditures	(2,177,429)	(1,694,045)	(1,694,045)	0
Other Financing Sources (Uses):				
Advances In	0	126,565	126,565	0
Excess (Deficiency) of Revenues and Other Financing Sources Over (Under) Expenditures and Other Financing Uses	(2,177,429)	(1,567,480)	(1,567,480)	0
Fund Balance at Beginning of Year	768,370	768,370	768,370	0
Prior Year Encumbrances	799,111	799,111	799,111	0
Fund Balance at End of Year	<u>(\$609,948)</u>	<u>\$1</u>	<u>\$1</u>	<u>\$0</u>

TOLEDO CITY SCHOOL DISTRICT, OHIO

***Schedule of Revenues, Expenditures and Changes in
Fund Balance – Budget and Actual (Non-GAAP Budgetary Basis)
Nonmajor Permanent Fund
For the Fiscal Year Ended June 30, 2002***

	ENDOWMENTS FUND			Variance with Final Budget Positive (Negative)
	<u>Original Budget</u>	<u>Final Budget</u>	<u>Actual</u>	
Revenues:				
Revenue from Local Sources	\$71,700	\$71,700	\$41,291	(\$30,409)
Total Revenues	<u>71,700</u>	<u>71,700</u>	<u>41,291</u>	<u>(30,409)</u>
Expenditures:				
Purchased Services	4,300	4,300	150	4,150
Supplies and Materials	18,050	16,350	1,117	15,233
Other Expenditures	46,400	45,550	14,426	31,124
Capital Outlay	<u>4,700</u>	<u>5,500</u>	<u>0</u>	<u>5,500</u>
Total Expenditures	<u>73,450</u>	<u>71,700</u>	<u>15,693</u>	<u>56,007</u>
Excess (Deficiency) of Revenues Over (Under) Expenditures	(1,750)	0	25,598	25,598
Fund Balance at Beginning of Year	822,116	822,116	822,116	0
Prior Year Encumbrances	<u>1,750</u>	<u>1,750</u>	<u>1,750</u>	<u>0</u>
Fund Balance at End of Year	<u>\$822,116</u>	<u>\$823,866</u>	<u>\$849,464</u>	<u>\$25,598</u>

Internal Service Funds

Internal Service Funds are used to account for financing goods or services provided by one activity to other activities of the District on a cost-reimbursement basis.

Rotary Fund

To account for operations that provide goods and services provided by the District.

Intra-District Services Fund

To account for operations that provide goods and/or services to other areas within the District.

Health Insurance Fund

To account for monies received from other funds as payment for providing medical, hospitalization, life, dental, vision or any other similar employee benefit.

Workers' Compensation Fund

To account for receipts and expenditures with regard to Workers' Compensation Self Insurance.

TOLEDO CITY SCHOOL DISTRICT, OHIO

***Combining Statement of Net Assets
Internal Service Funds
June 30, 2002***

	<u>Rotary</u>	<u>Intra-District Services</u>	<u>Health Insurance</u>	<u>Workers' Compensation</u>	<u>Total</u>
Assets:					
Cash and Cash Equivalents	\$5,002	\$233,439	\$1,064,280	\$8,534,486	\$9,837,207
Accounts	0	17,316	39,040	0	56,356
Intergovernmental	0	905	0	0	905
Inventory Held for Resale	0	404,210	0	0	404,210
Total Assets	<u>5,002</u>	<u>655,870</u>	<u>1,103,320</u>	<u>8,534,486</u>	<u>10,298,678</u>
Liabilities:					
Accounts Payable	0	78,359	449,084	37,471	564,914
Accrued Wages and Benefits	0	0	10,388,100	0	10,388,100
Intergovernmental Payable	0	0	7,513	2,114,010	2,121,523
Total Liabilities	<u>0</u>	<u>78,359</u>	<u>10,844,697</u>	<u>2,151,481</u>	<u>13,074,537</u>
Net Assets:					
Unrestricted	<u>5,002</u>	<u>577,511</u>	<u>(9,741,377)</u>	<u>6,383,005</u>	<u>(2,775,859)</u>
Total Net Assets	<u>\$5,002</u>	<u>\$577,511</u>	<u>(\$9,741,377)</u>	<u>\$6,383,005</u>	<u>(\$2,775,859)</u>

TOLEDO CITY SCHOOL DISTRICT, OHIO

**Combining Statement of Revenues, Expenses and Changes in Fund Net Assets
Internal Service Funds
For the Fiscal Year Ended June 30, 2002**

	Rotary	Intra-District Services	Health Insurance	Workers' Compensation	Total
Operating Revenues:					
Interfund Charges	\$33,659	\$1,290,101	\$30,325,069	\$2,579,134	\$34,227,963
Total Operating Revenues	33,659	1,290,101	30,325,069	2,579,134	34,227,963
Operating Expenses:					
Personal Services	0	0	0	2,076,977	2,076,977
Purchased Services	0	107,819	40,169,354	54,322	40,331,495
Supplies and Materials	0	1,186,935	0	0	1,186,935
Miscellaneous	33,274	0	0	0	33,274
Total Operating Expenses	33,274	1,294,754	40,169,354	2,131,299	43,628,681
Operating Income (Loss)	385	(4,653)	(9,844,285)	447,835	(9,400,718)
Nonoperating Revenue (Expenses):					
Investment Earnings	0	0	64,385	352,021	416,406
Operating Transfers In	0	0	1,000,000	0	1,000,000
Total Nonoperating Revenues (Expenses)	0	0	1,064,385	352,021	1,416,406
Change in Net Assets	385	(4,653)	(8,779,900)	799,856	(7,984,312)
Net Assets Beginning of Year	4,617	582,164	(961,477)	5,583,149	5,208,453
Net Assets End of Year	<u>\$5,002</u>	<u>\$577,511</u>	<u>(\$9,741,377)</u>	<u>\$6,383,005</u>	<u>(\$2,775,859)</u>

TOLEDO CITY SCHOOL DISTRICT, OHIO

**Combining Statement of Cash Flows
Internal Service Funds
June 30, 2002**

	Rotary	Intra-District Services	Health Insurance	Workers' Compensation	Total
<u>Cash Flows from Operating Activities:</u>					
Cash Received from Interfund Charges	\$33,659	\$1,310,677	\$30,416,415	\$2,603,054	\$34,363,805
Cash Payments for Goods and Services	(33,274)	(1,311,783)	0	0	(1,345,057)
Cash Payments to Employees for Services and Benefits	0	0	(35,037,973)	(2,899,944)	(37,937,917)
Net Cash Provided (Used) by Operating Activities	385	(1,106)	(4,621,558)	(296,890)	(4,919,169)
<u>Cash Flows from Noncapital Financing Activities:</u>					
Transfers In from Other Funds	0	0	1,000,000	0	1,000,000
Net Cash Provided by Noncapital Financing Activities	0	0	1,000,000	0	1,000,000
<u>Cash Flows from Investing Activities:</u>					
Receipt of Interest	0	0	64,385	352,021	416,406
Net Cash Provided by Investing Activities	0	0	64,385	352,021	416,406
Net Increase (Decrease) in Cash and Cash Equivalents	385	(1,106)	(3,557,173)	55,131	(3,502,763)
Cash and Cash Equivalents at Beginning of Year	4,617	234,545	4,621,453	8,479,355	13,339,970
Cash and Cash Equivalents at End of Year	\$5,002	\$233,439	\$1,064,280	\$8,534,486	\$9,837,207
<u>Reconciliation of Operating Income (Loss) to Net Cash Provided (Used) by Operating Activities:</u>					
Operating Income (Loss)	\$385	(\$4,653)	(\$9,844,285)	\$447,835	(\$9,400,718)
Adjustments to Reconcile Operating Income (Loss) to Net Cash Provided (Used) by Operating Activities					
Changes in Assets and Liabilities:					
(Increase) Decrease in Accounts Receivable	0	1,483	(38,311)	0	(36,828)
Increase in Inventory	0	(7,445)	0	0	(7,445)
Decrease in Accounts Payable	0	(2,599)	(378,179)	21,549	(359,229)
Increase in Accrued Wages and Benefits	0	0	5,631,704	0	5,631,704
Increase in Intergovernmental Payables	0	12,108	7,513	(766,274)	(746,653)
Total Adjustments	0	3,547	5,222,727	(744,725)	4,481,549
Net Cash Provided (Used) by Operating Activities	\$385	(\$1,106)	(\$4,621,558)	(\$296,890)	(\$4,919,169)

Fiduciary Funds

Fiduciary fund types are used to account for assets held by the School District in a trustee capacity or as an agent for individuals, private organizations, other governmental units and/or other funds.

Agency Fund

Pell Grant Fund

A fund to account for federal grant monies paid directly to the student or to the student's account for tuition in Toledo Public School's Adult Education programs.

Student Managed Activity Fund

A fund provided to account for those student activity programs which have student participation in the activity and have students involved in the management of the program. The fund typically includes those student activities that consist of a student body, student president, student treasurer, and faculty advisor.

TOLEDO CITY SCHOOL DISTRICT, OHIO**Combining Statement Of Changes In Assets And Liabilities
Agency Fund
For the Fiscal Year Ended June 30, 2002**

	Balance June 30, 2001	Additions	Deductions	Balance June 30, 2002
<u>Pell Grant Fund</u>				
Assets:				
Accounts Receivable	\$0	\$20	\$0	\$20
Intergovernmental Receivable	72,645	154,507	(72,645)	154,507
Total Assets	<u>\$72,645</u>	<u>\$154,527</u>	<u>(\$72,645)</u>	<u>\$154,527</u>
Liabilities:				
Accounts Payable	\$0	\$95,066	\$0	\$95,066
Due to Others	72,645	59,361	(72,645)	59,361
Due to Students	0	100	0	100
Total Liabilities	<u>\$72,645</u>	<u>\$154,527</u>	<u>(\$72,645)</u>	<u>\$154,527</u>
<u>Student Managed Activity Fund</u>				
Assets:				
Cash and Cash Equivalents	\$475,304	\$567,355	(\$591,239)	\$451,420
Accounts Receivable	323	50	(323)	50
Total Assets	<u>\$475,627</u>	<u>\$567,405</u>	<u>(\$591,562)</u>	<u>\$451,470</u>
Liabilities:				
Accounts Payable	\$6,761	\$12,291	(\$6,761)	\$12,291
Intergovernmental Payable	0	497	0	497
Due to Students	468,866	554,617	(584,801)	438,682
Total Liabilities	<u>\$475,627</u>	<u>\$567,405</u>	<u>(\$591,562)</u>	<u>\$451,470</u>
<u>Totals - All Agency Funds</u>				
Assets:				
Cash and Cash Equivalents	\$475,304	\$567,355	(\$591,239)	\$451,420
Accounts Receivable	323	70	(323)	70
Intergovernmental Receivable	72,645	154,507	(72,645)	154,507
Total Assets	<u>\$548,272</u>	<u>\$721,932</u>	<u>(\$664,207)</u>	<u>\$605,997</u>
Liabilities:				
Accounts Payable	\$6,761	\$107,357	(\$6,761)	\$107,357
Intergovernmental Payable	0	497	0	497
Due to Others	72,645	59,361	(72,645)	59,361
Due to Students	468,866	554,717	(584,801)	438,782
Total Liabilities	<u>\$548,272</u>	<u>\$721,932</u>	<u>(\$664,207)</u>	<u>\$605,997</u>

*CAPITAL ASSETS USED IN THE
OPERATION OF GOVERNMENTAL FUNDS*

TOLEDO CITY SCHOOL DISTRICT, OHIO

***Capital Assets Used in the Operation of Governmental Funds
Schedule by Source
June 30, 2002***

Land	\$9,537,451
Land Improvements	9,337,804
Buildings	64,777,408
Building Improvements	42,578,019
Machinery and Equipment	2,959,336
Vehicles	7,514,560
Total General Fixed Assets	<u>\$136,704,578</u>
Investment in General	
Fixed Assets for Fiscal	
Year Ended June 30, 2002	
General Fund	\$11,826,403
Special Revenue Funds	19,753,229
Capital Project Funds	105,102,241
Expendable Trust Funds	22,705
Total Fixed Assets	<u>\$136,704,578</u>

TOLEDO CITY SCHOOL DISTRICT, OHIO

***Capital Assets Used in the Operation of Governmental Funds
Schedule by Function and Activity
June 30, 2002***

	<u>Instruction</u>	<u>Administration</u>	<u>Operation and Maintenance of Plant Services</u>	<u>Trasportation Services</u>	<u>Non- Instructional</u>	<u>Total General Fixed Assets</u>
Land	\$9,025,594	\$111,367	\$264,652	\$60,122	\$75,716	\$9,537,451
Land Improvements	8,160,624	454,121	147,300	524,300	51,459	9,337,804
Buildings	61,492,668	1,028,140	1,375,380	34,362	846,858	64,777,408
Building Improvements	35,878,187	3,199,910	127,245	172,715	3,199,962	42,578,019
Machinery and Equipment	622,000	823,437	300,599	42,700	1,170,600	2,959,336
Vehicles	71,449	0	1,335,755	6,107,356	0	7,514,560
Total Cost	<u>\$115,250,522</u>	<u>\$5,616,975</u>	<u>\$3,550,931</u>	<u>\$6,941,555</u>	<u>\$5,344,595</u>	<u>\$136,704,578</u>

TOLEDO CITY SCHOOL DISTRICT, OHIO

***Capital Assets Used in the Operation of Governmental Funds
Schedule Changes by Function and Activity
For Fiscal Year Ended June 30, 2002***

	<u>Balance July 1, 2001</u>	<u>Additions</u>	<u>Deletions</u>	<u>Balance June 30, 2002</u>
Instruction	\$113,849,695	\$1,400,826	\$0	\$115,250,521
Administration	5,295,519	321,456	0	5,616,975
Operation and Maintenance of Plant Services	3,356,532	194,400	0	3,550,932
Transportation Services	6,941,555	0	0	6,941,555
Non-Instructional Services	5,344,595	0	0	5,344,595
Total	<u>\$134,787,896</u>	<u>\$1,916,682</u>	<u>\$0</u>	<u>\$136,704,578</u>



STATISTICAL SECTION

STATISTICAL TABLES

***T**HE FOLLOWING UNAUDITED STATISTICAL TABLES REFLECT SOCIAL AND ECONOMIC DATA, FINANCIAL TRENDS AND FISCAL CAPACITY OF THE DISTRICT.*

TOLEDO CITY SCHOOL DISTRICT, OHIO

GENERAL GOVERNMENTAL EXPENDITURES BY FUNCTION (1) LAST TEN FISCAL YEARS

	<u>1993</u>	<u>1994</u>	<u>1995</u>	<u>1996</u>	<u>1997</u>
Expenditures:					
Instruction	\$109,271,987	\$112,909,452	\$109,869,478	\$115,363,855	\$119,995,630
Supporting Services	66,950,845	69,355,813	66,085,177	70,297,465	75,157,736
Non-Instructional Services	712,011	2,013,044	3,304,206	4,511,480	7,615,117
Extracurricular Activities	2,318,950	2,556,161	2,362,786	2,472,384	2,475,374
Capital Outlay	185,779	301,946	97,558	288,717	85,368
Debt Service	441,568	160,368	95,446	104,931	227,428
Total Expenditures	<u>\$179,881,140</u>	<u>\$187,296,784</u>	<u>\$181,814,651</u>	<u>\$193,038,832</u>	<u>\$205,556,653</u>

	<u>1998</u>	<u>1999</u>	<u>2000</u>	<u>2001</u>	<u>2002</u>
Expenditures:					
Instruction	\$125,443,648	\$141,037,839	\$138,693,350	\$140,789,559	\$193,056,559
Supporting Services	81,162,642	89,923,159	93,480,267	90,471,629	129,346,979
Non-Instructional Services	4,399,500	7,657,903	8,661,983	6,743,647	25,028,179
Extracurricular Activities	2,486,785	2,516,050	2,566,882	2,321,515	4,926,855
Capital Outlay	281,131	298,043	330,972	97,074	5,551,521
Debt Service	407,563	450,977	812,973	596,861	148,765
Total Expenditures	<u>\$214,181,269</u>	<u>\$241,883,971</u>	<u>\$244,546,427</u>	<u>\$241,020,285</u>	<u>\$358,058,858</u>

(1) 1993 through 2001 includes expenditures of the General Fund only.

GASB Statement No. 34 was implemented in 2002 and all Governmental Funds are included.

Source: Toledo City School District records

TOLEDO CITY SCHOOL DISTRICT, OHIO

GENERAL GOVERNMENTAL REVENUES BY SOURCE (1) LAST TEN FISCAL YEARS

	<u>1993</u>	<u>1994</u>	<u>1995</u>	<u>1996</u>	<u>1997</u>
Revenues:					
Taxes	\$89,090,163	\$86,188,199	\$88,247,834	\$85,599,187	\$86,601,429
Tuition	947,737	898,506	935,249	1,275,151	1,490,656
Transportation Fees	168,553	152,223	215,476	195,991	240,554
Food Services	0	0	0	0	0
Earnings on Investments	999,559	1,007,960	1,637,515	1,696,619	2,011,130
Extracurricular Activities	0	0	0	0	0
Class Materials & Fees	124,433	127,219	66,624	137,521	221,400
Intermediate Sources	0	0	0	0	0
Intergovernmental - State	96,711,639	95,194,757	94,950,063	103,645,981	108,965,840
Intergovernmental - Federal	117,247	142,213	602,953	1,779,663	887,251
All Other Revenue	960,873	1,320,060	1,750,789	2,472,435	2,072,493
Total Revenue	<u>\$189,120,204</u>	<u>\$185,031,137</u>	<u>\$188,406,503</u>	<u>\$196,802,548</u>	<u>\$202,490,753</u>

	<u>1998</u>	<u>1999</u>	<u>2000</u>	<u>2001</u>	<u>2002</u>
Revenues:					
Taxes	\$87,157,230	\$90,238,184	\$89,412,273	\$95,233,099	\$112,167,580
Tuition	1,113,495	1,403,972	1,109,732	785,970	1,566,401
Transportation Fees	196,481	188,280	183,229	298,867	349,851
Food Services	0	0	0	0	2,335,035
Earnings on Investments	2,100,461	2,309,758	2,497,587	3,077,894	2,334,619
Extracurricular Activities	0	0	1,083	60	1,600,512
Class Materials & Fees	233,556	224,272	259,694	215,101	461,879
Intermediate Sources	0	0	0	0	79,106
Intergovernmental - State	120,979,796	140,139,521	148,301,871	157,769,579	200,931,402
Intergovernmental - Federal	1,943,738	1,167,623	844,330	754,365	37,922,340
All Other Revenue	3,919,009	2,357,053	8,986,686	2,282,503	2,559,583
Total Revenue	<u>\$217,643,766</u>	<u>\$238,028,663</u>	<u>\$251,596,485</u>	<u>\$260,417,438</u>	<u>\$362,308,308</u>

(1) 1993 through 2001 includes expenditures of the General Fund only.

GASB Statement No. 34 was implemented in 2002 and all Governmental Funds are included.

Source: Toledo City School District records

TOLEDO CITY SCHOOL DISTRICT, OHIO

**PROPERTY TAX LEVIES AND COLLECTIONS
LAST TEN COLLECTION (CALENDAR) YEARS**

Year	Total Current Taxes Levied	Taxes Collected	Percent of Levy Collected	Delinquencies Collected	Total Taxes Collected	Percent of Total Collections to Levy	Outstanding Delinquent Taxes	Percent of Outstanding Delinquent Taxes to Levy
1993	\$106,228,775	\$99,784,057	93.93%	\$4,115,911	\$103,899,968	97.81%	\$18,467,837	17.38%
1994	103,926,015	98,903,860	95.17%	3,929,382	102,833,242	98.95%	18,561,846	17.86%
1995	103,455,187	98,556,816	95.27%	4,811,031	103,367,847	99.92%	18,348,332	17.74%
1996	103,048,502	99,082,894	96.15%	4,585,289	103,668,183	100.60%	12,874,534	12.49%
1997	102,701,500	98,205,962	95.62%	3,875,476	102,081,438	99.40%	13,406,424	13.05%
1998	103,467,500	100,599,670	97.23%	4,741,811	105,341,481	101.81%	13,406,424	12.96%
1999	103,012,500	103,607,334	100.58%	4,080,726	107,688,060	104.54%	11,908,071	11.56%
2000	103,452,500	99,726,726	96.40%	3,893,076	103,619,802	100.16%	10,835,239	10.47%
2001	120,443,000	116,837,921	97.01%	4,688,232	121,526,153	100.90%	14,172,596	11.77%
2002	119,636,000	115,838,754	96.83%	5,598,419	121,437,173	101.51%	15,570,267	13.01%

Source: Lucas County Auditor - Data is maintained by the county auditor on a calendar year basis.

TOLEDO CITY SCHOOL DISTRICT, OHIO

**ASSESSED AND ESTIMATED ACTUAL VALUE OF TAXABLE PROPERTY
LAST TEN COLLECTION (CALENDAR) YEARS
(AMOUNTS IN THOUSANDS)**

Year	Real Property		Personal Property		Public Utility		Total		Ratio (%)
	Assessed Value	Estimated Actual Value	Assessed Value	Estimated Actual Value	Assessed Value	Estimated Actual Value	Assessed Value	Estimated Actual Value	
1993	\$1,709,998	\$4,885,709	\$346,117	\$1,193,507	\$281,703	\$971,390	\$2,337,818	\$7,050,606	33.16%
1994	1,709,223	4,883,494	321,444	1,190,533	282,173	1,045,085	2,312,840	7,119,112	32.49%
1995	1,758,672	5,024,777	327,434	1,259,362	279,079	1,033,626	2,365,185	7,317,765	32.32%
1996	1,751,799	5,005,140	329,831	1,319,324	265,569	983,589	2,347,199	7,308,053	32.12%
1997	1,744,976	4,985,646	338,850	1,355,400	243,656	974,624	2,327,482	7,315,670	31.82%
1998	1,860,408	5,315,451	347,725	1,390,900	245,271	981,084	2,453,404	7,687,435	31.91%
1999	1,861,928	5,319,794	353,093	1,412,372	237,960	951,840	2,452,981	7,684,006	31.92%
2000	1,875,031	5,357,231	367,785	1,471,140	223,891	895,564	2,466,707	7,723,935	31.94%
2001	2,320,805	6,630,871	366,623	1,466,492	225,416	901,664	2,912,844	8,999,027	32.37%
2002	2,305,922	6,588,349	373,954	1,558,142	166,114	664,456	2,845,990	8,810,947	32.30%

Source: Lucas County Auditor

TOLEDO CITY SCHOOL DISTRICT, OHIO

**PROPERTY TAX RATES - DIRECT & OVERLAPPING GOVERNMENTS
(PER \$1,000 OF ASSESSED VALUATION)
LAST TEN COLLECTION (CALENDAR) YEARS**

	1993	1994	1995	1996	1997	1998	1999	2000	2001	2002
Toledo City										
School District	58.60	57.80	57.70	57.80	57.80	57.80	57.80	57.80	63.00	63.00
Townships:										
Harding	3.30	3.30	3.30	3.30	3.30	3.30	3.30	3.30	3.30	4.30
Spencer	4.50	4.50	4.50	4.50	6.00	6.00	6.00	6.00	6.00	6.00
Municipalities:										
City of Toledo	4.40	4.40	4.40	4.40	4.40	4.40	4.40	4.40	4.40	4.40
Village of Ottawa Hills	4.10	4.10	4.10	4.10	4.10	4.10	4.10	4.10	4.10	4.10
Lucas County	17.30	17.30	17.30	17.30	17.35	17.35	17.35	17.35	17.80	17.45

Source: Lucas County Auditor

TOLEDO CITY SCHOOL DISTRICT, OHIO

**COMPUTATION OF LEGAL DEBT MARGIN
AMOUNTS IN THOUSANDS
JUNE 30, 2002**

Total Assessed Property Value		\$2,845,990
Voted and Unvoted Debt Limit - 9% of Assessed Valuation		256,139
Total Unvoted Debt Outstanding	320	
Less: Exempted Debt:		
Abestos removal notes- E.P.A.	<u>320</u>	
Net Subject to 9% Limit		<u>0</u>
Total Legal Voted and Unvoted Debt Margin		<u><u>\$256,139</u></u>

Source: Toledo City School District records

TOLEDO CITY SCHOOL DISTRICT, OHIO

RATIO OF NET GENERAL BONDED DEBT TO ASSESSED VALUE AND NET BONDED DEBT PER CAPITA (AMOUNTS IN THOUSANDS) LAST TEN COLLECTION YEARS

Collection Year	Population (1)	Assessed Value (2)	Gross Bonded Debt (3)	Debt Service Funds Available (3)	Net Bonded Debt (3)	Ratio of Net Bonded Debt to Assessed Value	Net Bonded Debt Per Capita
1993	332,943	\$2,337,818	\$9,530	\$2,297	\$7,233	0.31%	\$22
1994	332,943	2,312,840	6,925	1,107	5,818	0.25%	17
1995	325,767	2,365,185	5,200	82	5,118	0.22%	16
1996	325,767	2,347,199	4,440	90	4,350	0.19%	13
1997	325,767	2,327,482	3,640	86	3,554	0.15%	11
1998	325,767	2,453,404	2,795	86	2,709	0.11%	8
1999	325,767	2,452,981	1,910	87	1,823	0.07%	6
2000	325,767	2,466,707	980	85	895	0.04%	3
2001	313,619	2,912,843	0	94	(94)	0.00%	0
2002	313,619	2,845,990	0	95	(95)	0.00%	0

Source: (1) U.S. Bureau of Census

(2) Lucas County Auditor

(3) Toledo City School Records

TOLEDO CITY SCHOOL DISTRICT, OHIO

**RATIO OF ANNUAL DEBT SERVICE EXPENDITURES
FOR GENERAL BONDED DEBT TO TOTAL GENERAL GOVERNMENTAL EXPENDITURES**

Fiscal Year	Principal	Interest	Total Debt Service (1)	Total General Expenditures (2)	Ratio of Debt Service to General Expenditures
1993	\$2,000,000	\$194,376	\$2,194,376	\$179,881,140	1.11%
1994	2,605,000	529,299	3,134,299	187,296,784	1.39%
1995	1,725,000	333,721	2,058,721	181,814,651	0.95%
1996	760,000	270,347	1,030,347	193,038,832	0.39%
1997	800,000	230,448	1,030,448	205,556,653	0.39%
1998	845,000	188,447	1,033,447	214,181,269	0.39%
1999	885,000	144,085	1,029,085	241,883,971	0.37%
2000	930,000	49,918	979,918	244,546,427	0.38%
2001	980,000	51,940	1,031,940	241,020,285	0.41%
2002	0	0	0	358,058,858	0.00%

Source: Toledo City School District Records

(1) Includes all general obligation bond debt service.

(2) 1993 through 2001 includes expenditures of the General Fund only.

GASB Statement No. 34 was implemented in 2002 and all Governmental Funds are included.

TOLEDO CITY SCHOOL DISTRICT, OHIO

**COMPUTATION OF DIRECT AND OVERLAPPING DEBT
AMOUNTS IN THOUSANDS
JUNE 30, 2002**

<u>Jurisdiction</u>	<u>General Obligation Debt</u>	<u>Percent Applicable to School District</u>	<u>Amount Applicable to School District</u>
Direct:			
Toledo City School District	\$320	100.00%	\$320
Overlapping:			
City of Toledo	90,743	71.32%	64,718
Lucas County	26,990	37.36%	<u>10,083</u>
		Subtotal	<u>74,801</u>
		Total	<u><u>\$75,121</u></u>

Source: Lucas County Auditor

TOLEDO CITY SCHOOL DISTRICT, OHIO

DEMOGRAPHIC STATISTICS LAST TEN YEARS

Fiscal Year	Population (1)	School Enrollment (2)	Unemployment Rate (3)
1993	332,943	39,021	7.8%
1994	332,943	39,754	6.4%
1995	325,767	38,933	4.7%
1996	325,767	39,471	5.3%
1997	325,767	39,565	4.8%
1998	325,767	38,701	4.7%
1999	325,767	37,656	4.4%
2000	325,767	37,313	4.4%
2001	313,619	a) 37,315	5.7%
2002	313,619	a) 36,699	8.3%

(1) U.S. Bureau of Census, 1994 Data; a) 2000 Census

(2) Toledo City School District records

(3) Toledo City Statistics provided by Toledo-Lucas County
Public Library.

TOLEDO CITY SCHOOL DISTRICT, OHIO

**PROPERTY VALUES AND CONSTRUCTION PERMITS
LAST TEN YEARS
(AMOUNTS IN THOUSANDS)**

Tax Collection Year	Assessed Value (1)	Construction (1)
1992	\$3,227,440	\$271,865
1993	3,196,025	171,410
1994	3,162,415	87,299
1995	3,277,973	79,246
1996	3,253,639	115,087
1997	3,451,237	143,736
1998	3,450,882	160,835
1999	3,472,027	207,353
2000	4,084,142	109,770
2001	4,025,806	100,578

(1) Amounts represent the City of Toledo
Source: City of Toledo

TOLEDO CITY SCHOOL DISTRICT, OHIO

PRINCIPAL PROPERTY TAXPAYERS

AMOUNTS IN THOUSANDS

JUNE 30, 2002

<u>Real Property</u>	<u>Assessed Valuation</u>	<u>% of Total Taxable Valuation</u>
Toledo Edison	\$66,603	2.89%
Ohio Bell	43,083	1.87%
Owens-Illinois	19,335	0.84%
Columbia Gas	15,306	0.66%
S-S-C Company	9,770	0.42%
St . Vincent Medical Center	8,038	0.35%
A.E.R.C.	7,712	0.33%
Toledo Hospital	6,921	0.30%
Medical College of Ohio	6,413	0.28%
Dana Corporation	5,512	0.24%
Subtotal	188,693	8.18%
All Other	2,117,229	91.82%
	\$2,305,922	100.00%
<u>Personal Property</u>		
General Mills	\$21,062	5.63%
Daimler Chrysler	20,407	5.46%
Block Communications, Inc.	13,244	3.54%
Amerisource Corporation	7,723	2.07%
Libbey Inc.	7,049	1.88%
Textile Leather Corpotation	5,127	1.37%
Johnson Controls	5,108	1.37%
Health Care & Retirement	4,223	1.13%
Owens-Illinois	4,219	1.13%
Seaway Food Town, Inc.	3,905	1.04%
Subtotal	92,067	24.62%
All Other	281,887	75.38%
	\$373,954	100.00%

Source: Lucas County Auditor

TOLEDO CITY SCHOOL DISTRICT, OHIO

TOLEDO AREA TOP TEN EMPLOYERS

JUNE 30, 2002

	Employer	Type of Business	Number of Employees
1 .	ProMedica Health Systems	Medial Facilities	10,000
2 .	Mercy Health Partners	Hospital	8,854
3 .	Toledo Public Schools	Education	5,658
4 .	The University of Toledo	Education	5,000
5 .	Lucas County	Government	4,510
6 .	Food Town	Retail Grocery	4,300
7 .	Daimler-Chrysler	Automotive/Manufacturing	4,100
8 .	General Motors/Power Train	Automotive/Manufacturing	4,092
9 .	Sauder Woodworking Co.	Furniture/Cabinets	3,600
10 .	The Andersons	Grain/Retail	3,500

Source: Toledo Area Chamber of Commerce

TOLEDO CITY SCHOOL DISTRICT, OHIO

MISCELLANEOUS STATISTICAL DATA

JUNE 30, 2002

Year of Incorporation:	1837
Form of Government:	School Board/President
Area of District:	72 square miles
Population:	313,619

Number of Schools

Elementary Schools	44
Jr. High Schools	7
High Schools	7
Special Schools	11
Total	<u><u>69</u></u>

Enrollment

Elementary	21,043
Jr. High	5,562
High	9,733
Special	361
Total	<u><u>36,699</u></u>

Number of Teachers, Levels of Degree and Years of Experience

<u>Degree</u>	<u>Number of Teachers</u>	<u>% of Total</u>
Doctorate	14	0.50%
Master's & Specialist's	1,181	42.04%
Bachelor's	1,614	57.46%
Total	<u><u>2,809</u></u>	<u><u>100.00%</u></u>

<u>Years of Experience</u>	<u>Number of Teachers</u>	<u>% of Total</u>
0 - 5.5	629	22.39%
6 - 10.5	444	15.80%
11 - 15.5	446	15.88%
16 - 20.5	403	14.35%
21 - 25.5	335	11.93%
26 - Over	552	19.65%
Total	<u><u>2,809</u></u>	<u><u>100.00%</u></u>

Source: Toledo City School District records





**Auditor of State
Betty Montgomery**

88 East Broad Street
P.O. Box 1140
Columbus, Ohio 43216-1140

Telephone 614-466-4514
800-282-0370

Facsimile 614-466-4490

TOLEDO CITY SCHOOL DISTRICT

LUCAS COUNTY

CLERK'S CERTIFICATION

This is a true and correct copy of the report which is required to be filed in the Office of the Auditor of State pursuant to Section 117.26, Revised Code, and which is filed in Columbus, Ohio.

Susan Babbitt

CLERK OF THE BUREAU

**CERTIFIED
APRIL 17, 2003**