

**CITY OF HUBER HEIGHTS
MONTGOMERY COUNTY**

SINGLE AUDIT

FOR THE YEAR ENDED DECEMBER 31, 1999



JIM PETRO
AUDITOR OF STATE

STATE OF OHIO

CITY OF HUBER HEIGHTS
MONTGOMERY COUNTY

TABLE OF CONTENTS

TITLE	PAGE
Report of Independent Accountants on Compliance and on Internal Control Required by <i>Government Auditing Standards</i>	1

This page intentionally left blank.



**STATE OF OHIO
OFFICE OF THE AUDITOR**

JIM PETRO, AUDITOR OF STATE

One First National Plaza
130 West Second Street
Suite 2040
Dayton, Ohio 45402
Telephone 937-285-6677
800-443-9274
Facsimile 937-285-6688
www.auditor.state.oh.us

**REPORT ON COMPLIANCE AND ON INTERNAL CONTROL REQUIRED BY
GOVERNMENT AUDITING STANDARDS**

City of Huber Heights
6131 Taylorsville Road
Huber Heights, Ohio 45424

To the Honorable Mayor and City Council:

We have audited the financial statements of the City of Huber Heights, Montgomery County, (the City), as of and for the year ended December 31, 1999, and have issued our report thereon dated May 1, 2000, which includes a prior period adjustment posted to the Enterprise Fund Type for a change in the City's accounting treatment of their capital appreciation bonds. We conducted our audit in accordance with generally accepted auditing standards and the standards applicable to financial audits contained in *Government Auditing Standards*, issued by the Comptroller General of the United States.

Compliance

As part of obtaining reasonable assurance about whether the City's financial statements are free of material misstatement, we performed tests of its compliance with certain provisions of laws, regulations, contracts and grants, noncompliance with which could have a direct and material effect on the determination of financial statement amounts. However, providing an opinion on compliance with those provisions was not an objective of our audit and, accordingly, we do not express such an opinion. The results of our tests disclosed no instances of noncompliance that are required to be reported under *Government Auditing Standards*.

Internal Control Over Financial Reporting

In planning and performing our audit, we considered the City's internal control over financial reporting in order to determine our auditing procedures for the purpose of expressing our opinion on the financial statements and not to provide assurance on the internal control over financial reporting. Our consideration of the internal control over financial reporting would not necessarily disclose all matters in the internal control over financial reporting that might be material weaknesses. A material weakness is a condition in which the design or operation of one or more of the internal control components does not reduce to a relatively low level the risk that misstatements in amounts that would be material in relation to the financial statements being audited may occur and not be detected within a timely period by employees in the normal course of performing their assigned functions. We noted no matters involving the internal control over financial reporting and its operation that we consider to be material weaknesses. However, we noted a matter involving the internal control over financial reporting that does not require inclusion in this report, that we have reported to management of the City in a separate letter dated May 1, 2000.

This report is intended for the information and use of the audit committee, management, City Council, and federal awarding agencies and pass-through entities, and is not intended to be and should not be used by anyone other than these specified parties.

Jim Petro
Auditor of State

May 1, 2000



STATE OF OHIO
OFFICE OF THE AUDITOR

JIM PETRO, AUDITOR OF STATE

One First National Plaza
130 West Second Street
Suite 2040
Dayton, Ohio 45402
Telephone 937-285-6677
800-443-9274
Facsimile 937-285-6688
www.auditor.state.oh.us

**REPORT ON COMPLIANCE WITH REQUIREMENTS APPLICABLE TO EACH MAJOR
FEDERAL PROGRAM AND INTERNAL CONTROL OVER COMPLIANCE
IN ACCORDANCE WITH OMB CIRCULAR A-133**

City of Huber Heights
Montgomery County
6131 Taylorsville Road
Huber Heights, Ohio 45424

To Members of City Council:

Compliance

We have audited the compliance of the City of Huber Heights (the City) with the types of compliance requirements described in the *U.S. Office of Management and Budget (OMB) Circular A-133, Compliance Supplement* that are applicable to its major federal program for the year ended December 31, 1999. The City's major federal program is identified in the summary of auditor's results section of the accompanying schedule of findings. Compliance with the requirements of laws, regulations, contracts and grants applicable to its major federal program is the responsibility of the City's management. Our responsibility is to express an opinion on City's compliance based on our audit.

We conducted our audit of compliance in accordance with generally accepted auditing standards; the standards applicable to financial audits contained in *Government Auditing Standards*, issued by the Comptroller General of the United States; and OMB Circular A-133, *Audits of States, Local Governments, and Non-Profit Organizations*. Those standards and OMB Circular A-133 require that we plan and perform the audit to obtain reasonable assurance about whether noncompliance occurred with the types of compliance requirements referred to above that could have a direct and material effect on a major federal program. An audit includes examining, on a test basis, evidence about the City's compliance with those requirements and performing such other procedures as we considered necessary in the circumstances. We believe that our audit provides a reasonable basis for our opinion. Our audit does not provide a legal determination on the City's compliance with those requirements.

In our opinion, the City complied, in all material respects, with the requirements referred to above that are applicable to its major federal program for the year ended December 31, 1999.

Internal Control Over Compliance

The management of the City is responsible for establishing and maintaining effective internal control over compliance with requirements of laws, regulations, contracts and grants applicable to federal programs. In planning and performing our audit, we considered the City's internal control over compliance with requirements that could have a direct and material effect on a major federal program in order to determine our auditing procedures for the purpose of expressing our opinion on compliance and to test and report on internal control over compliance in accordance with OMB Circular A-133.


Our consideration of the internal control over compliance would not necessarily disclose all matters in the internal control that might be material weaknesses. A material weakness is a condition in which the design or operation of one or more of the internal control components does not reduce to a relatively low level the risk that noncompliance with applicable requirements of laws, regulations, contracts and grants that would be material in relation to a major federal program being audited may occur and not be detected within a timely period by employees in the normal course of performing their assigned functions. We noted no matters involving the internal control over compliance and its operation that we consider to be material weaknesses.

This report is intended for the information and use of the audit committee, management, City Council, and federal awarding agencies and pass-through entities, and is not intended to be and should not be used by anyone other than these specified parties.

A handwritten signature in black ink, appearing to read "Jim Petro", with a large, stylized flourish at the end.

JIM PETRO
Auditor of State

May 1, 2000



City of Huber Heights, Ohio
Comprehensive Annual Financial Report
For the Year Ended December 31, 1999




City of Huber Heights, Ohio

Comprehensive Annual Financial Report

For the year ended December 31, 1999

Issued by:
Finance Department

Catherine L. Armocida
Finance Director



**HUBER
HEIGHTS**
Come Grow With Us!

CITY OF HUBER HEIGHTS, OHIO
COMPREHENSIVE ANNUAL FINANCIAL REPORT
FOR THE YEAR ENDED DECEMBER 31, 1999

Table of Contents

INTRODUCTORY SECTION

Letter of Transmittal	i
GFOA Certificate of Achievement	xi
List of Principal Officials	xii
Organization Chart	xiii

FINANCIAL SECTION

Report of Independent Accountants	1
General Purpose Financial Statements (Combined Statements Overview)	
General Purpose Financial Statements Description	3
Combined Balance Sheet - All Fund Types and Account Groups	4
Combined Statement of Revenues, Expenditures, and Changes in Fund Balances - All Governmental Fund Types	8
Combined Statement of Revenues, Expenditures, and Changes in Fund Balances - Budget and Actual All Governmental Fund Types - Budget Basis	9
Combined Statement of Revenues, Expenses, and Changes in Retained Earnings - All Enterprise Funds	12
Combined Statement of Revenues, Expenses, and Changes in Fund Equity - Budget and Actual All Enterprise Funds - Budget Basis	13
Combined Statement of Cash Flows - All Enterprise Funds	14
Notes to the General Purpose Financial Statements	15

CITY OF HUBER HEIGHTS, OHIO
 COMPREHENSIVE ANNUAL FINANCIAL REPORT
 FOR THE YEAR ENDED DECEMBER 31, 1999

Table of Contents
 (Continued)

*Financial Statements and Schedules of Individual
 Funds and Account Groups*

General Fund:	
Fund Description	54
Schedule of Revenues, Expenditures, and Changes in Fund Balance - Budget and Actual - Budget Basis	55
Special Revenue Funds:	
Fund Descriptions	58
Combining Balance Sheet	60
Combining Statement of Revenues, Expenditures, and Changes in Fund Balances	64
Schedule of Revenues, Expenditures, and Changes in Fund Balance - Budget and Actual - Budget Basis:	
City Motor Vehicle License Permissive Tax Fund	68
Commercial Center Study Grant Fund	69
Community Development Block Grant Fund	70
County Motor Vehicle Permissive Tax Fund	71
Drug Law Enforcement Fund	72
Fire Fund	73
Law Enforcement Fund	74
Lighting District Fund	75
Local Street Improvement Fund	76
Parks and Recreation Fund	77
Police Fund	78
State Highway Fund	79
Storm Water Management Fund	80
Street Maintenance and Repair Fund	81
Violence Against Women Grant Fund	82
All Special Revenue Funds	83
Debt Service Funds:	
Fund Descriptions	85
Combining Balance Sheet	86
Combining Statement of Revenues, Expenditures, and Changes in Fund Balances	87
Schedule of Revenues, Expenditures, and Changes in Fund Balance - Budget and Actual - Budget Basis:	
General Obligation Bond Retirement Fund	88
Special Assessment Bond Retirement Fund	89
All Debt Service Funds	90

CITY OF HUBER HEIGHTS, OHIO
 COMPREHENSIVE ANNUAL FINANCIAL REPORT
 FOR THE YEAR ENDED DECEMBER 31, 1999

Table of Contents
 (Continued)

Capital Projects Funds:	
Fund Descriptions	91
Combining Balance Sheet	92
Combining Statement of Revenues, Expenditures, and Changes in Fund Balances	94
Schedule of Revenues, Expenditures, and Changes in Fund Balance - Budget and Actual - Budget Basis:	
Capital Equipment Fund	96
Capital Improvement Fund	97
Collector Street Improvement Fund	98
Economic Development/Government Equity Improvement Fund	99
Federal Equity Sharing Fund	100
Fire Capital Equipment Fund	101
Issue II Fund	102
Local Law Enforcement Block Grant Fund	103
Local Street Capital Improvement Fund	104
All Capital Projects Funds	105
Enterprise Funds:	
Fund Descriptions	106
Combining Balance Sheet	107
Combining Statement of Revenues, Expenses, and Changes in Retained Earnings	108
Schedule of Revenues, Expenses, and Changes in Fund Equity - Budget and Actual - Budget Basis:	
Sewer Fund	109
Water Fund	110
All Enterprise Funds	111
Combining Statement of Cash Flows	112
General Fixed Assets Account Group:	
General Fixed Assets Account Group Description	113
Schedule of General Fixed Assets by Source	115
Schedule of General Fixed Assets by Function and Activity	116
Schedule of Changes in General Fixed Assets by Function and Activity	118

CITY OF HUBER HEIGHTS, OHIO
 COMPREHENSIVE ANNUAL FINANCIAL REPORT
 FOR THE YEAR ENDED DECEMBER 31, 1999

Table of Contents
 (Continued)

STATISTICAL SECTION

Statistical Section Description	119
General Fund Expenditures by Function - Last Ten Years	120
General Fund Revenues by Source - Last Ten Years	121
Property Tax Levies and Collections - Last Ten Years	122
Assessed Value and Estimated True Value of Taxable Property - Last Ten Years	123
Property Tax Rates - Direct and Overlapping Governments - Last Ten Years	124
Special Assessments Billed and Collected - Last Ten Years	125
Ratio of Net General Obligation Bonded Debt to Assessed Value and Net Bonded Debt Per Capita - Last Ten Years	126
Computation of Overall Legal Debt Margin	127
Computation of Unvoted Legal Debt Margin	128
Computation of Direct and Overlapping General Obligation Bonded Debt	129
Ratio of Annual Debt Principal and Interest Expenditures for General Obligation Bonded Debt to Total General Fund Expenditures - Last Ten Years	130
Revenue Bond Coverage - Water Fund - Last Five Years	131
Demographic Statistics - Last Ten Years	132
Property Values, Construction, and Bank Deposits - Last Ten Years	133
Principal Taxpayers	134
Miscellaneous Statistics	135
Labor Force and Unemployment Rates - Last Twenty-Five Years	136
Principal Employers - Dayton-Springfield Metropolitan Statistical Area	137
Principal Employers - City of Huber Heights	138
Municipal Income Tax Receipts (Cash Basis) - Last Seventeen Years	139
Voted Property Tax	140
Land Use by Acres and Valuation	141

SINGLE AUDIT REPORT SECTION

Single Audit Report Description	143
Report on Compliance with Requirements Applicable to Each Major Federal Program and Internal Control Over Compliance in Accordance With OMB Circular A-133	144
Schedule of Federal Awards Expenditures	146
Notes to the Schedule of Federal Awards Expenditures	147
Schedule of Findings	148



*Introductory
Section*



**HUBER
HEIGHTS**
Come Grow With Us!

City of Huber Heights
6131 Taylorsville Road
Huber Heights, Ohio 45424

937.233.1423

Fax 937.233.1272

www.ci.huber-heights.oh.us

May 1, 2000

Citizens of the City of Huber Heights
Honorable Mayor Hensley
Members of the City Council
City Manager, Mr. Schrader

We are very pleased to present our 1999 Comprehensive Annual Financial Report (CAFR) for the City of Huber Heights. This report, for the fiscal year ended December 31, 1999, has been prepared using generally accepted accounting principles for governments, and contains the financial statements and other financial and statistical data that provide complete and full disclosure of all material financial aspects of the City of Huber Heights ("the City"). Responsibility for both the accuracy of the data and completeness and fairness of the presentation rests with the management of the City.

The Comprehensive Annual Financial Report is presented in four sections:

1. The Introductory Section includes this transmittal letter, GFOA Certificate of Achievement, a list of principal officials, and the City's organization chart.
2. The Financial Section includes: the general purpose financial statements and notes which provide an overview of the City's financial position and operating results; the financial statements of individual funds and account groups which provide detailed information relative to the general purpose financial statements; and the Report of Independent Accountants.
3. The Statistical Section includes selected financial and demographic information, generally presented on a multi-year basis.
4. The Single Audit Report Section includes the Report on Compliance with Requirements Applicable to Each Major Federal Program and Internal Control Over Compliance in Accordance With OMB Circular A-133, Schedule of Federal Awards Expenditures, Notes to the Schedule of Federal Awards Expenditures, and Schedule of Findings.

CITY OVERVIEW

The City of Huber Heights is located in southwestern Ohio, within Montgomery and Miami Counties, and encompasses over 20 square miles. The area which currently includes the incorporated limits of the City of Huber Heights was originally Wayne Township, named after Major General Anthony Wayne of the United States Army.

In 1981 the township incorporated, and in 1983 the citizens of Huber Heights adopted a City Charter which took effect on January 1, 1984, providing for a Council/Manager form of government. The legislative powers of the City are vested in a nine-member Council. Two council members are elected at large, while six council members are elected by ward. The Mayor is elected separately. The Council members appoint the City Manager who is the Chief Executive and Administrative Officer of the City. The City Manager appoints all department/division heads and employees, except the Law Director and the Clerk of Council who are appointed by City Council.

A reporting entity is composed of the primary government, component units and other organizations that are included to ensure that the financial statements of the City are not misleading. The primary government consists of all funds and departments which comprise the legal entity of the City and which provide various services including police and fire protection, parks and recreation, planning, zoning, street maintenance and repair, community development, public health and welfare, sewer and water. Council and the City Manager have direct responsibility for these activities.

Component units are legally separate organizations for which the City is financially accountable. The City is financially accountable for an organization if the City appoints a voting majority of the organization's governing board and (1) the City is able to significantly influence the programs or services performed or provided by the organization; or (2) the City is legally entitled to or can otherwise access the organization's resources; the City is legally obligated or has otherwise assumed the responsibility to finance the deficits of, or provide financial support to, the organization; or the City is obligated for the debt of the organization. Component units may also include organizations that are fiscally dependent on the City in that the City approves their budget, the issuance of their debt or the levying of their taxes. The City does not have any component units included in its reporting entity.

The City has representation on the boards of four entities. The Tri-Cities North Regional Wastewater Authority (Tri-Cities) is a joint venture. The Miami Valley Regional Planning Commission (the Commission), the Miami Valley Fire/EMS Alliance (the Alliance), and the Economic Development/Government Equity (ED/GE) Program are jointly governed organizations. Information regarding these entities may be found in the notes to the general purpose financial statements.

ECONOMIC CONDITIONS AND OUTLOOK

The City, which is situated along an extensive network of interstate and state highways, including Interstates 70 and 75, as well as U.S. Route 40 and State Routes 4, 201, 202 and 235, has experienced growth and development during 1999. With an estimated population of 42,212 in 1999, Huber Heights places third among all cities within Montgomery County.

Historically, the City's population growth erupted in the late 1950's when Mr. Charles Huber recognized the enormous potential for residential development in the area and began building what is now the largest community of brick homes in the United States.

The City is primarily residential, providing housing for residents who work in the City of Dayton and the surrounding metropolitan area including the Wright Patterson Air Force Base. Huber Heights City government has taken active steps toward diversifying its tax base, with the strong residential growth now generating greater commercial and industrial development.

Based upon a recent survey of Huber Heights residents, it is estimated that the United States government at nearby Wright Patterson Air Force Base employs approximately 12% of the residents. Despite the continuing trend toward military downsizing and base closures, Wright Patterson Air Force Base has gained operations from other bases around the country in the past several years.

During 1999, 56 new businesses opened in Huber Heights, generating nearly 600 full and part-time jobs. Zoning permits processed during 1999 included the issuance of 46 single-family certificates, six new industrial building certificates and 18 new commercial building certificates. The 1999 valuation on all certificates totaled \$14,015,715.

Center Point 70 Commerce Park, a 300-acre industrial business park site developed by the City, has for the past four years been and continues to be the focus for much of the City's new industrial development. The industrial park currently houses 23 businesses with a total cost of construction to date of approximately \$65.5 million and with over 1.1 million square feet of new industrial facilities.

Heading the new industrial development activity in Center Point 70 Commerce Park during 1999, Coca-Cola, one of the world's major corporations purchased 38 acres of land in the park. Coca-Cola plans to construct a 120,000 square foot distribution/office facility on the site beginning in the spring of 2000, with completion scheduled for early 2001. All of its regional operations for the Miami Valley will be performed at the new state-of-the-art facility, employing approximately 200 people initially, with job growth expected over the next few years. The City of Huber Heights invested over \$250,000 to construct a 500-foot long cul-de-sac to access this property.

Appalachian Millworks, a current occupant in the Center Point 70 Commerce Park completed a 16,800 square foot addition to the existing 26,880 square foot facility. This woodworking and cabinetry company's expansion enabled the company to hire 16 additional employees.

The City completed construction of the second phase of the expansion of I-70 Business Park roadway, including the extension of Executive Boulevard 1,700 feet east of its current location, with the extension of utilities to State Route 201. Eventually, Executive Boulevard will extend from State Route 201 to State Route 202. The City of Huber Heights, the property owners and Montgomery County are sharing the costs of the project. The first two phases have opened 1,000 acres of land for development along the I-70 corridor. In 2000, the City will be completing the full extension of this roadway to intersect with State Route 201, making an additional 96 acres available for commercial and industrial development. The first company to plan development in the new portion of the I-70 Business Park is TruckPro, a division of Auto Zone. Their plans include the construction of a 12,500 square foot facility providing vehicle parts for large trucks, and employing approximately 20 people. Construction is planned for completion in the summer of 2000.

The Taybridge Industrial Park located off Taylorsville Road will soon see the construction of two office buildings, a cabinetry company and a contractor's office. The owner of the park has made internal improvements and the City plans to make additional improvements to the intersection area near the industrial park.

New commercial development continued in the City during the year. In September 1999, Lowe's Home Improvements Warehouse opened its newest facility in the Northpark Center. The 135,000 square foot home improvement super store employs over 200. Staples, an office supply store, also received approval in late 1999 to construct a 24,000 square foot facility in the Northpark Center. When completed in the summer of 2000, Staples plans to employ 75. Three additional stores opened for business in Northpark Center including a new Marshall's clothing retailer employing 50; a S&K Menswear retail store employing 15; and The Carpenters Christian Bookstore with 6 employees.

A Holiday Inn Express opened for business in the third quarter of 1999. The 66-room facility offers a continental breakfast, pool, fitness center and meeting rooms for its customers. The facility employs approximately 20 people. A 72-room Hampton Inn began construction during the later part of the year. The Hampton Inn will provide a continental breakfast, pool and suites for its guests and plans to have approximately 25 employees.

Business retention and revitalization was also a primary goal for the City in 1999. The expansion of the CITGO service station was completed in the spring of 1999. A new Flowerama flower shop also located in an existing building, employing 10 people. Ladies Premier Fitness completed the expansion of its existing facility adding over 10,000 square feet of space. Cub Foods refurbished a former shopping center site converting the space into a bakery which provides baked goods to the grocery store chain throughout the Dayton region. Cub Foods also plans to open a retail component to the renovated facility offering baked goods to the public.

Huber Heights also continued to experience an increase in new residential development during 1999. Phase 2 of the subdivision called Evergreen Woods was approved by the City Council, with 37 home construction permits issued during the year. Callamere Farms began construction with 146 lots planned on the 92 acre site. Cottonwood Glen, containing 24 residential lots, completed road construction and has 23 lots available for homes. Lexington Place began work on its residential development that contains over 100 single-family lots. Construction also began on the 256 single-family unit Parktowne development. The Parktowne developer has reserved frontage containing approximately 24 acres for commercial and office development. The City Planning Commission and City Council granted approval for the first multi-family development since the late 1980's with plans for a 43-unit upscale condominium unit anticipated to begin construction in early 2000.

The Heathermere residential development – a 52-acre site of 69 single family homes, 76 senior citizen condominiums, 180 upscale apartment units, and a 93 bed assisted living facility – is anticipated to begin construction in the spring of 2000. Developers for Hunter's Creek, a residential development containing 42 duplex units on a 16 acre site received City Planning Commission approval in 1999 and plans to begin construction in the spring of 2000.

MAJOR INITIATIVES

For the Year

The City implemented the third year of an aggressive interior street improvement program and enjoyed another successful year in the area of economic development. The City also received for the sixth consecutive year the Certificate of Achievement for Excellence in Financial Reporting, which was awarded by the Government Finance Officers Association of the United States and Canada for the Comprehensive Annual Financial Report for 1998.

Income Taxes: The City continued to experience growth in its income tax revenues during 1999. A portion of the income tax proceeds was utilized to pay debt due on local street improvement bonds. The income taxes dedicated for Fire Division services were utilized during 1999 to repay debt due on the City's two recently built and refurbished fire stations and to pay for the purchase of a new medic unit. The income tax revenues also funded a portion of the fire department's other capital programs including the loan repayments for the purchase of a 100-foot aerial ladder truck.

In May of 1999, the citizenry of Huber Heights voted to increase the income tax rate by an additional .20% for a five-year period. The monies generated from this additional income tax – estimated to be approximately \$1 million each year - will be solely dedicated to major interior roadway reconstruction, resurfacing, and curb and gutter replacement. During 1999, the City invested over \$1.6 million toward this annual construction program. Expenditures included the repair and rebuilding of 10.6 miles of neighborhood streets, and miscellaneous roadway sealing and patching throughout the City. The City also updated its long-range street improvement plan to address the roadway needs of the City, enabling repair of the roadways on a perpetual 15-year cycle. The improvements enhance the City streets and promote the development of and investment in residential and commercial areas.

The original major transportation system in Ohio was the Miami Erie Canal, which was constructed in the late 1820's and served to transport residents and products during the nineteenth century. Canal Lock number 18 located in Huber Heights has been unused and in deteriorated constitution since the beginning of the twentieth century. Through receipt of grants from the Montgomery County Five Rivers Metro Parks as well as City funds, restoration of the Miami Erie Canal Lock number 18 structure was completed in the fall. The project included rebuilding the adjacent towpath and service buildings near the site and restoration of the lock structure itself, including installation of white oak gates, Kiosks, walking trails, interpretive signage and a parking lot.

During 1999, the City hired a planning/consulting firm specializing in park and recreation issues to develop a master plan for the City. The project has been divided into two phases including the overall evaluation of the existing park system and the feasibility of constructing and operating a community recreation center. Phase 1 was completed in late fall, resulting in additional monies being placed in the 2000 budget to implement some of the recommended improvements to the existing parks. The feasibility for a community recreation center will be further evaluated during 2000.

The City neared completion of the Southwest Neighborhood Center during the year. The \$600,000 project, funded entirely with a Community Development Block Grant, will provide a facility in the neighborhood for latchkey programs, adult and children tutoring, a meeting place for the neighborhood association and recreation opportunities for the neighborhood.

City Utility Operations: In January of 1994, the citizens of Huber Heights voted overwhelmingly to endorse the City's acquisition of the Ohio Suburban water and wastewater systems from American Water Works of Voorhees, New Jersey. On September 29, 1995, the City completed this acquisition which enables the City to more effectively attract new development to the community particularly through new annexations and service extensions while at the same time keeping water and sewer rates low. One of the City's goals in purchasing the utility was to reduce the overall cost of water and sewer services to its residents. In 1999, the City completed improvements at the Needmore Road Water Treatment Plant to improve the quality of the City's drinking water. This work included installation of fresh sand and gravel media in the gravity filter bays at the plant together with raising the back water troughs to improve the efficiency of cleaning the gravity filters. The total cost of these improvements was funded from utility revenues.

The City continued to update its Website www.huber-heights.oh.us during the year. The site features the City's current year budget, hot topics, economic development information, updated meeting agendas, a brief history of the City and other general information.

For The Future

The Ohio Public Works Commission awarded the City a number of grants ("Issue II") to finance various projects. Construction for the sixth phase of the widening of State Route 202 will begin in 2000. The total project cost for this phase is anticipated to be \$900,000 of which the City has been awarded over \$515,000 in Issue II funding, and \$145,000 in County Motor Vehicle Permissive Tax revenues. Additionally, the City has been awarded \$270,000 in Issue II grant proceeds to finance a water main interconnect along Chambersburg Road, which will provide City water service to a portion of the City. The City was also awarded an Ohio Department of Natural Resources grant totaling \$30,000 to improve the shelters at Shullgate Park. Construction of this facility will begin in early 2000.

The City will continue its annual interior street improvement program in 2000 with a \$1.2 million program, to be funded solely from income tax proceeds. Begun in late 1999, the City is aggressively pursuing major funding from the Transportation Reauthorization Bill for the final engineer design and construction of the interchange along Interstate 70 at State Route 202. The current total estimated cost of the project is \$6.4 million, with improvements anticipated to begin in 2003. The City has worked for the past several years with the Ohio Department of Transportation to construct a sound control device along a portion of I-70. Construction of the noise wall will begin in April 2000 at a cost of \$3.1 million of which the City will pay \$20,000 with the remainder funded through the Federal Highway Enhancement Fund.

Continuing Disclosure

The City is required to provide certain continuing disclosure information in conjunction with various debt offerings. Updated data is provided in the Statistical Section of this report.

FINANCIAL INFORMATION

Basis of Accounting

The City's financial records are maintained on a cash basis for all fund types. Prior to the year end closing, adjusting entries are prepared for the various funds to convert the cash basis records to the modified accrual basis for all governmental fund types and the accrual basis for the proprietary funds. The modified accrual basis of accounting requires that revenues be recognized when they are both measurable and available. Expenditures, other than interest and principal on long term debt, are generally recorded when the related fund liability is incurred. The accrual basis of accounting used for the enterprise funds recognizes revenues when earned and expenses when incurred.

Internal Control Structure and Budgetary Controls

Development of the City's accounting system includes consideration of internal accounting controls. Internal accounting controls are designed to provide reasonable but not absolute assurance regarding (1) the safeguarding of assets against loss from unauthorized use or disposition and (2) the reliability of financial records for preparing financial statements. The concept of reasonable assurance states that internal control should be evaluated to insure that the expense associated with providing internal controls does not exceed the benefit expected to be derived from their implementation. This evaluation involves estimates and judgment by the City administration and Finance Department. Administrative and financial management personnel believe that the City's financial controls adequately safeguard existing assets and provide reasonable assurance of the proper recording of financial transactions.

Budgetary control is maintained by the encumbrance of purchase amounts prior to the release of purchase orders to vendors. Purchase orders are not issued when insufficient appropriations preclude the encumbrance of the amount of the purchase. Each department/division head is furnished a weekly report showing the week's transactions and summarizing the balances available to be spent from the appropriations for goods and services.

General Government Functions

The following schedule presents a summary of governmental funds' revenues for the year ended December 31, 1999, and the amount and percentage of increases and decreases in relation to the prior year's revenues.

	1998	1999	Percentage of Total	Increase (Decrease) From 1998	Percent of Increase (Decrease)
Revenue by Sources					
Municipal Income Taxes	\$8,012,927	\$8,893,193	47.26%	\$880,266	10.99%
Property and Other Taxes	3,050,929	3,136,025	16.67	85,096	2.79
Intergovernmental	4,658,372	4,000,391	21.26	(657,981)	(14.12)
Special Assessments	764,426	879,671	4.67	115,245	15.08
Charges for Services	75,114	108,165	.57	33,051	44.00
Fines, Licenses and Permits	300,918	467,977	2.49	167,059	55.52
Interest	883,465	757,638	4.03	(125,827)	(14.24)
Rent	45,310	206,058	1.10	160,748	354.77
Other	758,832	367,546	1.95	(391,286)	(51.56)
Total	<u>\$18,550,293</u>	<u>\$18,816,664</u>	<u>100.00%</u>	<u>\$266,371</u>	<u>1.44</u>

The City's 1.95% income tax provides the largest source of revenue, representing 47.26% of total revenue. The income tax rate increased from 1.75% to 1.95% effective June 1, 1999.

Intergovernmental revenues decreased due to a decrease in the amount of estate tax received, and a decrease in state grant monies received for Issue II projects.

Special assessment revenue increased due to new projects being assessed.

Charges for services revenue increased due to an increase in pool admissions, community theatre activities, and contract inspections.

Fines, licenses, and permits revenue increased due to increased receipts of federal forfeiture revenue.

Interest decreased due to lower invested balances for capital projects funds.

Rent increased due to the court facilities building being open for the entire year versus only part of the year for 1998 resulting in a full year's lease revenues being received from Montgomery County.

Other revenue decreased due to a one-time workers' compensation refund that was received in 1998.

Expenditures for governmental operations totaled \$19,910,724. Expenditures for major functions of the City and the percentage of the total are shown in the following table:

	1998	1999	Percentage of Total	Increase (Decrease) From 1998	Percent of Increase (Decrease)
Current:					
Security of Persons and Property	\$8,935,913	\$9,184,855	46.13%	\$248,942	(2.79%)
Leisure Time Activities	249,231	259,605	1.31	10,374	4.16
Community Environment	752,771	795,426	4.00	42,655	5.67
Transportation	1,372,840	1,545,383	7.76	172,543	12.57
General Government	1,833,945	2,100,684	10.55	266,739	14.54
Capital Outlay	5,843,792	3,837,220	19.27	(2,006,572)	(34.34)
Debt Service:					
Principal Retirement	1,022,640	1,096,446	5.50	73,806	7.22
Interest and Fiscal Charges	1,105,255	1,091,105	5.48	(14,150)	(1.28)
Total	\$21,116,387	\$19,910,724	100.00%	(\$1,205,663)	(5.71)

The increase in Transportation expenditures was due to more equipment purchases during 1999.

The increase in General Government expenditures was due to the addition of the Buildings and Grounds and Court facilities operations.

The decrease in the Capital Outlay expenditures was due to the Courts Building expenditures during 1998.

Enterprise Funds

The City's Enterprise Funds consist of the Sewer and Water Funds, which are user fee supported.

	Total Assets	Total Equity	Net Income	Return on Assets	Return on Equity
Sewer Fund	\$20,296,113	\$13,700,234	\$673,078	3.32%	4.91%
Water Fund	16,963,368	3,651,057	153,213	.90	4.20

DEBT ADMINISTRATION

The Debt Service Funds relate to the special assessment obligations and the general obligations of the City. These funds are used to accumulate resources for the payment of principal and interest on the City's debt. Revenues for these funds consist primarily of transfers in from various funds, special assessments and property taxes.

As of December 31, 1999, the City had a number of debt issues outstanding including \$1,780,000 in general obligation voted bonds; \$9,327,605 in general obligation unvoted bonds; \$5,092,394 in special assessment bonds; \$726,000 in special assessment notes; \$656,257 in equipment/vehicle loans; \$5,963,665 in OWDA loans; and \$11,260,517 in water revenue bonds.

For its general obligation bond issues, the City was upgraded from an "A" to an "A1" with Moody's Investors Service, Inc. in 1993, and holds that rating today.

The City's legal debt margin, the ratio of property tax supported general bonded debt to assessed value and the amount of bonded debt per capita are considered to be good indicators to municipal managers, citizens and investors in general governmental debt of the City's debt position.

The City's debt position as of December 31, 1999, was as follows:

Overall Legal Debt Margin	\$40,543,918
Unvoted Legal Debt Margin	\$17,689,584
Net General Obligation Bonds	
Supported by Property Taxes	\$10,531,927
Percentage of Assessed Value	2.14%
General Bonded Debt Per Capita	\$249.50

A more complete presentation of the calculations of these figures may be found in the statistical section of this report.

CASH MANAGEMENT

The City pursues an aggressive cash management program by expediting the receipt of revenues and prudently investing available cash. The total interest earned was \$1,002,012 for the year ended December 31, 1999, which represents an annual interest yield of 5.08% of the average investable bank balance for the year. A majority of the City's deposits are collateralized by pooled collateral. By law, financial institutions may establish a collateral pool to cover all public deposits. The face value of the pooled collateral must equal at least 110% of the public funds on deposit. The collateral is held by trustees, including the Federal Reserve Bank and designated third party trustees of the financial institutions. The City regularly reviews the market value of the pool to insure that adequate collateral is being provided. No portion of the City's funds were invested in derivatives.

RISK MANAGEMENT

The City is exposed to various risks of loss related to torts; theft of, damage to, and destruction of assets; errors and omissions; injuries to employees and natural disaster. In 1999, the City purchased property, liability and public officials insurance from a traditional carrier.

The City elected to allow employees to choose between an HMO or the City's self insured program for medical benefits starting in 1995. The City provides employee dental and optical insurance benefits through its self insurance program. Each department/division receives appropriations to cover estimated claims and administrative fees. All claims under the self insurance plan are reviewed by a third party administrator and are paid by the City from the respective department/division's appropriations. The City purchases stop-loss insurance coverage of \$30,000 per person covered in the self insured plan.

The City pays the State Worker's Compensation System a premium based on a rate per \$100 of salaries. This rate is calculated based on accident history and administrative costs.

OTHER INFORMATION

Independent Audit

An audit team from the Office of the Auditor of State Jim Petro has performed this year's audit. The results of the audit are presented in the Report of Independent Accountants.

Awards

The Government Finance Officers Association of the United States and Canada (GFA) awarded the Certificate of Achievement for Excellence in Financial Reporting to the City of Huber Heights, Ohio, for its Comprehensive Annual Financial Report (CAFR) for the fiscal year ended December 31, 1998. The Certificate of Achievement is a prestigious national award recognizing conformance with the highest standards for preparation of state and local government financial reports. In order to be awarded a Certificate of Achievement, a government unit must publish an easily readable and efficiently organized Comprehensive Annual Financial Report, whose contents conform to program standards. Such CAFR'S must satisfy both generally accepted accounting principles and applicable legal requirements.

A Certificate of Achievement is valid for a period of one year. This was the sixth year that the City of Huber Heights has received this award. We believe our current report continues to meet the Certificate of Achievement program requirements, and we are submitting it to GFOA for consideration.

Acknowledgments

Appreciation is extended to the City Council, City Manager, department/division heads, and City employees responsible for contributing to the sound financial position of the City of Huber Heights. My sincere gratitude goes to members of the Finance Department staff including Debi Jones and Jeanne Renick who contributed to the compilation of this report. Special acknowledgment is extended to the Local Government Services Division of the Office of the Auditor of State for their continued guidance in the preparation of this report.



Catherine L. Armocida
Director of Finance

Certificate of Achievement for Excellence in Financial Reporting

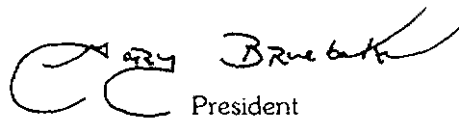
Presented to


City of Huber Heights,
Ohio

For its Comprehensive Annual
Financial Report
for the Fiscal Year Ended
December 31, 1998

A Certificate of Achievement for Excellence in Financial Reporting is presented by the Government Finance Officers Association of the United States and Canada to government units and public employee retirement systems whose comprehensive annual financial reports (CAFRs) achieve the highest standards in government accounting and financial reporting.




Cary Bruebart
President


Jeffrey L. Essler
Executive Director

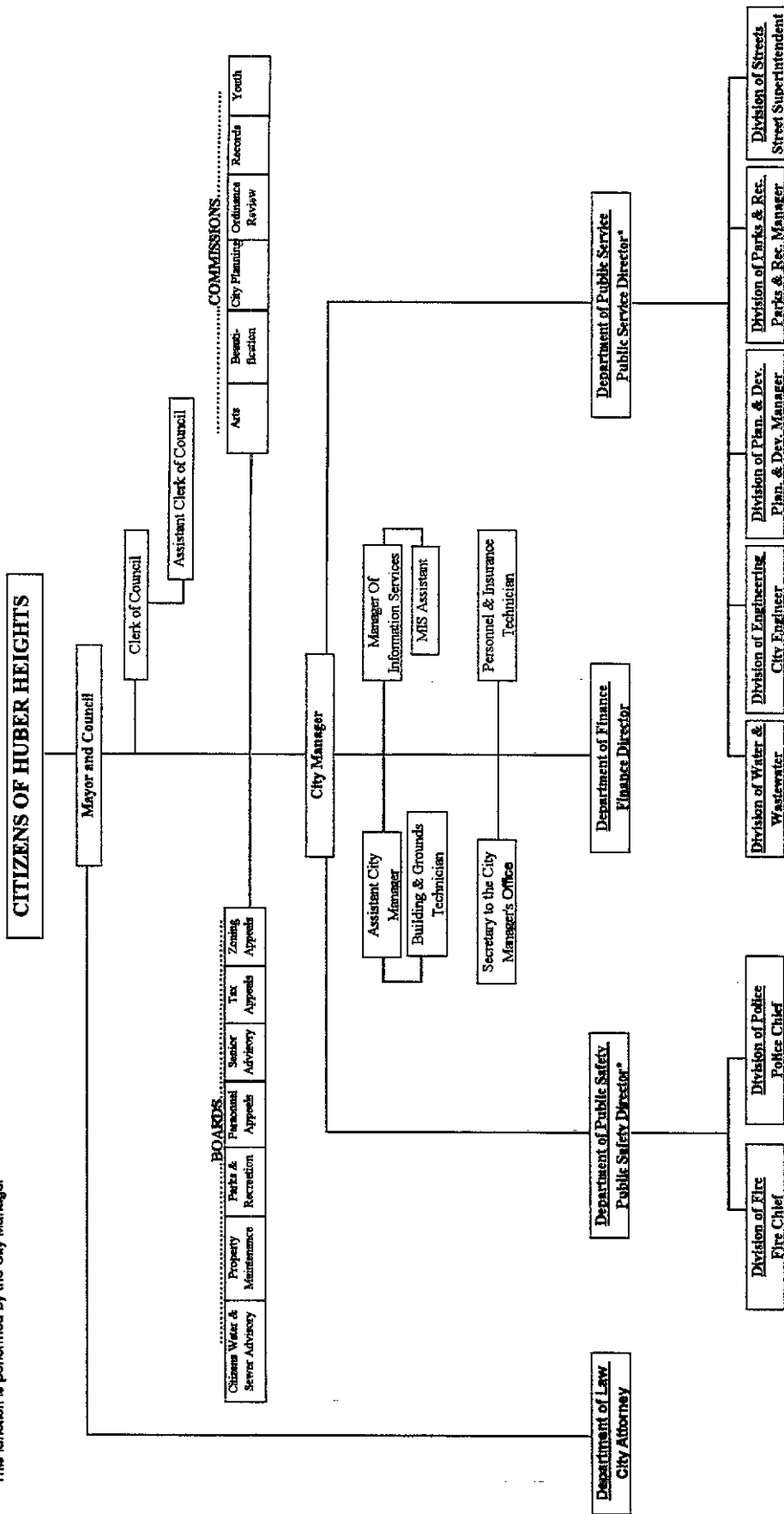
CITY OF HUBER HEIGHTS
LIST OF PRINCIPAL OFFICIALS
1999 ELECTED CITY OFFICIALS

Mayor	Jack Hensley
Vice Mayor	Jan Vargo
Council Members	Mark Campbell
	James Cahill
	James Fox
	Karen Kaleps
	James Scott
	Carol Slagle
	Joyce Turner

1999 APPOINTED CITY OFFICIALS

City Manager	Scott K. Schrader
Director of Finance	Catherine L. Armocida

City of Huber Heights Organization Chart
 *This function is performed by the City Manager





**HUBER
HEIGHTS**

Come Grow With Us!

Financial Section



STATE OF OHIO
OFFICE OF THE AUDITOR

JIM PETRO, AUDITOR OF STATE

One First National Plaza
130 West Second Street
Suite 2040
Dayton, Ohio 45402
Telephone 937-285-6677
800-443-9274
Facsimile 937-285-6688
www.auditor.state.oh.us

REPORT OF INDEPENDENT ACCOUNTANTS

City of Huber Heights
Montgomery County
6131 Taylorsville Road
Huber Heights, Ohio 45424

To Members of City Council:

We have audited the accompanying general-purpose financial statements of the City of Huber Heights, Montgomery County, (the City) as of and for the year ended December 31, 1999, as listed in the table of contents. These general-purpose financial statements are the responsibility of the City's management. Our responsibility is to express an opinion on these general-purpose financial statements based on our audit.

We conducted our audit in accordance with generally accepted auditing standards and the standards applicable to financial audits contained in *Government Auditing Standards*, issued by the Comptroller General of the United States. Those standards require that we plan and perform the audit to obtain reasonable assurance about whether the financial statements are free of material misstatement. An audit includes examining, on a test basis, evidence supporting the amounts and disclosures in the financial statements. An audit also includes assessing the accounting principles used and significant estimates made by management, as well as evaluating the overall financial statement presentation. We believe that our audit provides a reasonable basis for our opinion.

In our opinion, the general-purpose financial statements referred to above present fairly, in all material respects, the financial position of the City, as of December 31, 1999, and the results of its operations and the cash flows of its proprietary fund type for the year then ended in conformity with generally accepted accounting principles.

As discussed in Note 5 to the general-purpose financial statements, the City changed their accounting treatment of their capital appreciation bonds in the Enterprise Fund Type which resulted in a prior period adjustment.

In accordance with *Government Auditing Standards*, we have also issued our report dated May 1, 2000 on our consideration of the City's internal control over financial reporting and our tests of its compliance with certain provisions of laws, regulations, contracts and grants.

Our audit was performed for the purpose of forming an opinion on the general-purpose financial statements of the City taken as a whole. The combining and individual fund and account group financial statements and schedules listed in the table of contents, are presented for purposes of additional analysis and are not a required part of the general-purpose financial statements. The accompanying schedule of federal awards expenditures is presented for purposes of additional analysis as required by U.S. Office of Management and Budget Circular A-133, *Audits of States, Local Governments, and Non-Profit Organizations*, and is also not a required part of the general-purpose financial statements. Such information has been subjected to the auditing procedures applied in the audit of the general-purpose financial statements and, in our opinion, is fairly stated, in all material respects, in relation to the general-purpose financial statements taken as a whole.

We did not audit the data included in the statistical section of this report and therefore express no opinion thereon.

A handwritten signature in black ink, appearing to read "Jim Petro".

JIM PETRO
Auditor of State

May 1, 2000



**HUBER
HEIGHTS**

Come Grow With Us!

GENERAL PURPOSE FINANCIAL STATEMENTS

The following general purpose financial statements, along with the notes to the general purpose financial statements, present an overview of the City's financial position at December 31, 1999, and the results of operations and cash flows of the enterprise funds for the year then ended.

CITY OF HUBER HEIGHTS, OHIO
 COMBINED BALANCE SHEET
 ALL FUND TYPES AND ACCOUNT GROUPS
 DECEMBER 31, 1999

	GOVERNMENTAL FUND TYPES			
	GENERAL	SPECIAL REVENUE	DEBT SERVICE	CAPITAL PROJECTS
Assets and Other Debits				
Assets:				
Equity in Pooled Cash and Cash Equivalents	\$5,368,981	\$5,074,977	\$824,103	\$2,179,728
Cash and Cash Equivalents with Fiscal Agents	0	0	0	5,903
Receivables:				
Property and Other Taxes	673,417	2,201,694	201,175	0
Municipal Income Taxes	664,957	498,033	0	18,725
Accounts	94,646	40,705	0	0
Special Assessments	9,226	757,257	3,427,373	231,219
Accrued Interest	0	0	0	0
Due from Other Governments	152,658	256,193	0	38,584
Prepaid Items	43,997	6,108	0	0
Supplies Inventory	9,427	101,646	0	0
Interfund Receivable	1,698,491	0	0	0
Advances to Other Funds	1,507,018	0	0	0
Restricted Asset:				
Cash and Cash Equivalents with Fiscal Agents	0	0	0	0
Fixed Assets:				
Land	0	0	0	0
Buildings	0	0	0	0
Equipment	0	0	0	0
Furniture and Fixtures	0	0	0	0
Vehicles	0	0	0	0
Infrastructure	0	0	0	0
Less: Accumulated Depreciation	0	0	0	0
Investment in Joint Venture	0	0	0	0
Other Debits:				
Amount Available in General Obligation Bond Retirement Fund	0	0	0	0
Amount Available in Special Assessment Bond Retirement Fund	0	0	0	0
Amount to be Provided for Retirement of General Long-Term Obligations	0	0	0	0
Amount to be Provided for Retirement of Special Assessment Bonds Payable	0	0	0	0
Total Assets and Other Debits	\$10,222,818	\$8,936,613	\$4,452,651	\$2,474,159

PROPRIETARY FUND TYPE	ACCOUNT GROUPS			TOTAL (MEMORANDUM ONLY)
	GENERAL FIXED ASSETS	GENERAL LONG-TERM DEBT		
ENTERPRISE				
\$4,180,508	\$0	\$0		\$17,628,297
0	0	0		5,903
0	0	0		3,076,286
0	0	0		1,181,715
573,214	0	0		708,565
55,748	0	0		4,480,823
4,833	0	0		4,833
18,189	0	0		465,624
6,059	0	0		56,164
1,425	0	0		112,498
0	0	0		1,698,491
0	0	0		1,507,018
1,371,062	0	0		1,371,062
389,400	2,053,989	0		2,443,389
5,007,984	9,395,217	0		14,403,201
91,780	2,614,810	0		2,706,590
0	568,706	0		568,706
0	3,186,617	0		3,186,617
17,339,150	0	0		17,339,150
(2,227,550)	0	0		(2,227,550)
10,447,679	0	0		10,447,679
0	0	575,678		575,678
0	0	225,445		225,445
0	0	12,372,530		12,372,530
0	0	4,866,949		4,866,949
<u>\$37,259,481</u>	<u>\$17,819,339</u>	<u>\$18,040,602</u>		<u>\$99,205,663</u>

(Continued)

CITY OF HUBER HEIGHTS, OHIO
 COMBINED BALANCE SHEET
 ALL FUND TYPES AND ACCOUNT GROUPS
 DECEMBER 31, 1999
 (Continued)

	GOVERNMENTAL FUND TYPES			
	GENERAL	SPECIAL REVENUE	DEBT SERVICE	CAPITAL PROJECTS
Liabilities, Fund Equity and Other Credits				
Liabilities:				
Accounts Payable	\$58,963	\$191,636	\$0	\$39,685
Contracts Payable	18,524	44,934	0	106,655
Contracts Payable Retainage	0	38,583	0	32,240
Accrued Salaries Payable	53,403	258,687	0	494
Accrued Interest Payable	0	0	0	5,143
Due to Other Governments	29,267	79,242	0	1,291
Interfund Payable	0	731,782	0	966,709
Advances from Other Funds	0	0	0	548,000
Deferred Revenue	870,516	3,102,254	3,628,548	235,720
Compensated Absences Payable	1,085	40,147	0	30
Notes Payable	0	0	0	726,000
Claims Payable	8,440	148,463	0	0
General Obligation Bonds Payable	0	0	0	0
Revenue Bonds Payable	0	0	0	0
Special Assessment Bonds Payable with Governmental Commitment	0	0	0	0
OWDA Loan Payable	0	0	0	0
Equipment/Vehicle Loans	0	0	0	0
Total Liabilities	1,040,198	4,635,728	3,628,548	2,661,967
Fund Equity and Other Credits:				
Investment in General Fixed Assets	0	0	0	0
Contributed Capital:				
Wastewater Authority	0	0	0	0
Other	0	0	0	0
Retained Earnings:				
Unreserved	0	0	0	0
Fund Balances:				
Reserved for Encumbrances	423,436	979,899	22,980	477,953
Reserved for Supplies Inventory	9,427	101,646	0	0
Reserved for Advances	1,507,018	0	0	0
Unreserved (Deficit)	7,242,739	3,219,340	801,123	(665,761)
Total Fund Equity (Deficit) and Other Credits	9,182,620	4,300,885	824,103	(187,808)
Total Liabilities, Fund Equity and Other Credits	\$10,222,818	\$8,936,613	\$4,452,651	\$2,474,159

See accompanying notes to the general purpose financial statements

PROPRIETARY FUND TYPE	ACCOUNT GROUPS			TOTAL (MEMORANDUM ONLY)
	GENERAL FIXED ASSETS	GENERAL LONG-TERM DEBT		
ENTERPRISE				
\$137,661	\$0	\$0		\$427,945
0	0	0		170,113
0	0	0		70,823
4,891	0	0		317,475
1,378,775	0	0		1,383,918
198,841	0	399,325		707,966
0	0	0		1,698,491
959,018	0	0		1,507,018
0	0	0		7,837,038
4,822	0	785,021		831,105
0	0	0		726,000
0	0	0		156,903
0	0	11,107,605		11,107,605
11,260,517	0	0		11,260,517
0	0	5,092,394		5,092,394
5,963,665	0	0		5,963,665
0	0	656,257		656,257
<u>19,908,190</u>	<u>0</u>	<u>18,040,602</u>		<u>49,915,233</u>
0	17,819,339	0		17,819,339
9,580,613	0	0		9,580,613
6,838,598	0	0		6,838,598
932,080	0	0		932,080
0	0	0		1,904,268
0	0	0		111,073
0	0	0		1,507,018
0	0	0		10,597,441
<u>17,351,291</u>	<u>17,819,339</u>	<u>0</u>		<u>49,290,430</u>
<u>\$37,259,481</u>	<u>\$17,819,339</u>	<u>\$18,040,602</u>		<u>\$99,205,663</u>

CITY OF HUBER HEIGHTS, OHIO
 COMBINED STATEMENT OF REVENUES, EXPENDITURES, AND
 CHANGES IN FUND BALANCES
 ALL GOVERNMENTAL FUND TYPES
 FOR THE YEAR ENDED DECEMBER 31, 1999

	GOVERNMENTAL FUND TYPES				TOTAL (MEMORANDUM ONLY)
	GENERAL	SPECIAL REVENUE	DEBT SERVICE	CAPITAL PROJECTS	
Revenues:					
Municipal Income Taxes	\$4,904,359	\$3,388,876	\$0	\$599,958	\$8,893,193
Property and Other Taxes	774,811	2,159,366	201,848	0	3,136,025
Intergovernmental	1,374,714	2,060,291	23,384	542,002	4,000,391
Special Assessments	13,423	378,588	230,103	257,557	879,671
Charges for Services	13,873	94,292	0	0	108,165
Fines, Licenses and Permits	425,525	12,904	0	29,548	467,977
Interest	680,478	38,862	1,832	36,466	757,638
Rent	70,122	0	135,936	0	206,058
Other	42,903	278,952	0	45,691	367,546
Total Revenues	8,300,208	8,412,131	593,103	1,511,222	18,816,664
Expenditures:					
Current:					
Security of Persons and Property	528,953	8,644,779	0	11,123	9,184,855
Leisure Time Activities	0	259,605	0	0	259,605
Community Environment	785,725	9,701	0	0	795,426
Transportation	0	1,545,383	0	0	1,545,383
General Government	1,619,416	469,434	0	11,834	2,100,684
Capital Outlay	0	96,166	0	3,741,054	3,837,220
Debt Service:					
Principal Retirement	5,035	72,040	980,000	39,371	1,096,446
Interest and Fiscal Charges	697	7,530	1,012,365	70,513	1,091,105
Total Expenditures	2,939,826	11,104,638	1,992,365	3,873,895	19,910,724
Excess of Revenues Over (Under) Expenditures	5,360,382	(2,692,507)	(1,399,262)	(2,362,673)	(1,094,060)
Other Financing Sources (Uses):					
Proceeds from Sale of Bonds	0	0	1,776	725,000	726,776
Proceeds of Loan	32,024	301,476	0	0	333,500
Proceeds from Sale of Fixed Assets	322	42,917	0	750,349	793,588
Operating Transfers - In	22,750	4,050,478	1,571,928	1,607,705	7,252,861
Operating Transfers - Out	(5,543,550)	(1,004,555)	0	(655,936)	(7,204,041)
Total Other Financing Sources (Uses)	(5,488,454)	3,390,316	1,573,704	2,427,118	1,902,684
Excess of Revenues and Other Financing Sources Over (Under) Expenditures and Other Financing Uses	(128,072)	697,809	174,442	64,445	808,624
Fund Balances (Deficit) at Beginning of Year					
Restated - Note 5	9,309,351	3,619,455	649,661	(252,253)	13,326,214
Increase (Decrease) in Reserve for Supplies Inventory	1,341	(16,379)	0	0	(15,038)
Fund Balances (Deficit) at End of Year	\$9,182,620	\$4,300,885	\$824,103	(\$187,808)	\$14,119,800

See accompanying notes to the general purpose financial statements

CITY OF HUBER HEIGHTS, OHIO
 COMBINED STATEMENT OF REVENUES, EXPENDITURES, AND
 CHANGES IN FUND BALANCES - BUDGET AND ACTUAL
 ALL GOVERNMENTAL FUND TYPES
 BUDGET BASIS
 FOR THE YEAR ENDED DECEMBER 31, 1999

	GENERAL FUND		
	REVISED BUDGET	ACTUAL	VARIANCE FAVORABLE (UNFAVORABLE)
Revenues:			
Municipal Income Taxes	\$4,802,033	\$4,802,033	\$0
Property and Other Taxes	771,986	771,986	0
Intergovernmental	1,347,149	1,347,149	0
Special Assessments	13,423	13,423	0
Charges for Services	13,873	13,873	0
Fines, Licenses and Permits	330,136	339,666	9,530
Interest	672,172	671,450	(722)
Rent	70,122	70,122	0
Other	44,575	44,575	0
Total Revenues	<u>8,065,469</u>	<u>8,074,277</u>	<u>8,808</u>
Expenditures:			
Current:			
Security of Persons and Property	666,300	612,464	53,836
Leisure Time Activities	0	0	0
Community Environment	911,396	880,888	30,508
Transportation	0	0	0
General Government	2,187,325	2,039,904	147,421
Capital Outlay	0	0	0
Debt Service:			
Principal Retirement	7,828	5,035	2,793
Interest and Fiscal Charges	1,050	697	353
Total Expenditures	<u>3,773,899</u>	<u>3,538,988</u>	<u>234,911</u>
Excess of Revenues Over (Under) Expenditures	<u>4,291,570</u>	<u>4,535,289</u>	<u>243,719</u>
Other Financing Sources (Uses):			
Proceeds from Sale of Bonds	0	0	0
Proceeds of Loan	32,024	32,024	0
Proceeds from Sale of Notes	0	0	0
Proceeds from Sale of Fixed Assets	322	322	0
Advances - In	2,423,454	2,423,454	0
Advances - Out	(2,099,300)	(2,099,300)	0
Operating Transfers - In	22,750	22,750	0
Operating Transfers - Out	(5,543,550)	(5,543,550)	0
Total Other Financing Sources (Uses)	<u>(5,164,300)</u>	<u>(5,164,300)</u>	<u>0</u>
Excess of Revenues and Other Financing Sources Over (Under) Expenditures and Other Financing Uses	<u>(872,730)</u>	<u>(629,011)</u>	<u>243,719</u>
Fund Balances at Beginning of Year	5,035,161	5,035,161	0
Prior Year Encumbrances Appropriated	321,835	321,835	0
Fund Balances at End of Year	<u>\$4,484,266</u>	<u>\$4,727,985</u>	<u>\$243,719</u>

(Continued)

CITY OF HUBER HEIGHTS, OHIO
 COMBINED STATEMENT OF REVENUES, EXPENDITURES, AND
 CHANGES IN FUND BALANCES - BUDGET AND ACTUAL
 ALL GOVERNMENTAL FUND TYPES
 BUDGET BASIS
 FOR THE YEAR ENDED DECEMBER 31, 1999
 (Continued)

	SPECIAL REVENUE FUNDS		
	REVISED BUDGET	ACTUAL	VARIANCE FAVORABLE (UNFAVORABLE)
Revenues:			
Municipal Income Taxes	\$3,299,266	\$3,299,266	\$0
Property and Other Taxes	2,159,366	2,159,366	0
Intergovernmental	1,928,255	1,928,255	0
Special Assessments	378,588	378,588	0
Charges for Services	93,670	93,670	0
Fines, Licenses and Permits	20,671	11,141	(9,530)
Interest	38,369	38,369	0
Rent	0	0	0
Other	255,572	255,572	0
Total Revenues	<u>8,173,757</u>	<u>8,164,227</u>	<u>(9,530)</u>
Expenditures:			
Current:			
Security of Persons and Property	9,701,137	9,471,030	230,107
Leisure Time Activities	346,487	305,612	40,875
Community Environment	40,005	39,680	325
Transportation	1,787,182	1,722,505	64,677
General Government	874,760	637,452	237,308
Capital Outlay	0	0	0
Debt Service:			
Principal Retirement	122,025	72,040	49,985
Interest and Fiscal Charges	16,975	7,530	9,445
Total Expenditures	<u>12,888,571</u>	<u>12,255,849</u>	<u>632,722</u>
Excess of Revenues Over (Under) Expenditures	<u>(4,714,814)</u>	<u>(4,091,622)</u>	<u>623,192</u>
Other Financing Sources (Uses):			
Proceeds from Sale of Bonds	0	0	0
Proceeds of Loan	301,476	301,476	0
Proceeds from Sale of Notes	0	0	0
Proceeds from Sale of Fixed Assets	52,917	52,917	0
Advances - In	820,491	820,491	0
Advances - Out	(355,058)	(355,058)	0
Operating Transfers - In	4,050,478	4,050,478	0
Operating Transfers - Out	(1,004,555)	(1,004,555)	0
Total Other Financing Sources (Uses)	<u>3,865,749</u>	<u>3,865,749</u>	<u>0</u>
Excess of Revenues and Other Financing Sources Over (Under) Expenditures and Other Financing Uses	<u>(849,065)</u>	<u>(225,873)</u>	<u>623,192</u>
Fund Balances at Beginning of Year	3,265,857	3,265,857	0
Prior Year Encumbrances Appropriated	790,297	790,297	0
Fund Balances at End of Year	<u>\$3,207,089</u>	<u>\$3,830,281</u>	<u>\$623,192</u>

See accompanying notes to the general purpose financial statements

DEBT SERVICE FUNDS			CAPITAL PROJECTS FUNDS		
REVISED BUDGET	ACTUAL	VARIANCE FAVORABLE (UNFAVORABLE)	REVISED BUDGET	ACTUAL	VARIANCE FAVORABLE (UNFAVORABLE)
\$0	\$0	\$0	\$599,299	\$599,299	\$0
201,848	201,848	0	0	0	0
23,384	23,384	0	1,608,263	1,608,263	0
230,103	230,103	0	257,557	257,557	0
0	0	0	0	0	0
0	0	0	29,548	29,548	0
1,832	1,832	0	38,170	38,892	722
135,936	135,936	0	0	0	0
0	0	0	48,085	48,085	0
<u>593,103</u>	<u>593,103</u>	<u>0</u>	<u>2,580,922</u>	<u>2,581,644</u>	<u>722</u>
0	0	0	8,943	8,452	491
0	0	0	0	0	0
0	0	0	0	0	0
0	0	0	0	0	0
0	0	0	11,925	11,925	0
0	0	0	4,592,529	4,360,195	232,334
4,439,000	4,439,000	0	40,000	39,371	629
1,142,278	1,131,432	10,846	23,000	21,909	1,091
<u>5,581,278</u>	<u>5,570,432</u>	<u>10,846</u>	<u>4,676,397</u>	<u>4,441,852</u>	<u>234,545</u>
<u>(4,988,175)</u>	<u>(4,977,329)</u>	<u>10,846</u>	<u>(2,095,475)</u>	<u>(1,860,208)</u>	<u>235,267</u>
726,776	726,776	0	0	0	0
0	0	0	0	0	0
1,570,745	1,570,745	0	891,255	891,255	0
0	0	0	750,349	750,349	0
0	0	0	1,280,300	1,280,300	0
0	0	0	(2,069,887)	(2,069,887)	0
2,831,270	2,831,270	0	1,285,656	1,285,656	0
0	0	0	(1,595,863)	(1,593,229)	2,634
<u>5,128,791</u>	<u>5,128,791</u>	<u>0</u>	<u>541,810</u>	<u>544,444</u>	<u>2,634</u>
140,616	151,462	10,846	(1,553,665)	(1,315,764)	237,901
629,198	629,198	0	2,359,276	2,359,276	0
20,463	20,463	0	515,198	515,198	0
<u>\$790,277</u>	<u>\$801,123</u>	<u>\$10,846</u>	<u>\$1,320,809</u>	<u>\$1,558,710</u>	<u>\$237,901</u>

CITY OF HUBER HEIGHTS, OHIO
 COMBINED STATEMENT OF REVENUES, EXPENSES, AND
 CHANGES IN RETAINED EARNINGS
 ALL ENTERPRISE FUNDS
 FOR THE YEAR ENDED DECEMBER 31, 1999

Operating Revenues:	
Charges for Services	\$5,302,380
Tap-In Fees	51,618
Other	<u>2,250</u>
 Total Operating Revenues	 <u>5,356,248</u>
 Operating Expenses:	
Personal Services	326,181
Operations and Maintenance	3,394,045
Depreciation	<u>459,702</u>
 Total Operating Expenses	 <u>4,179,928</u>
 Operating Income	 <u>1,176,320</u>
 Non-Operating Revenues (Expenses):	
Interest	244,374
Interest and Fiscal Charges	(922,014)
Return on Investment in Joint Venture	358,679
Gain on Sale of Fixed Assets	1,249
Loss on Sale of Fixed Assets	(1,686)
Grants	<u>18,189</u>
 Total Non-Operating Revenues (Expenses)	 <u>(301,209)</u>
 Income Before Operating Transfers	 875,111
Operating Transfers - In	49,999
Operating Transfers - Out	<u>(98,819)</u>
 Net Income	 826,291
 Retained Earnings at Beginning of Year (Restated - Note 5)	 <u>105,789</u>
 Retained Earnings at End of Year	 <u><u>\$932,080</u></u>

See accompanying notes to the general purpose financial statements

CITY OF HUBER HEIGHTS, OHIO
 COMBINED STATEMENT OF REVENUES, EXPENSES, AND
 CHANGES IN FUND EQUITY - BUDGET AND ACTUAL
 ALL ENTERPRISE FUNDS
 BUDGET BASIS
 FOR THE YEAR ENDED DECEMBER 31, 1999

	REVISED BUDGET	ACTUAL	VARIANCE FAVORABLE (UNFAVORABLE)
Revenues:			
Charges for Services	\$5,218,116	\$5,218,116	\$0
Tap-in Fees	51,618	51,618	0
Special Assessments	3,447	3,447	0
Interest	241,190	241,190	0
Proceeds from Sale of Fixed Assets	4,000	4,000	0
Other	2,250	2,250	0
Total Revenues	5,520,621	5,520,621	0
Expenses:			
Personal Services	146,486	127,262	19,224
Operations and Maintenance	4,193,559	4,171,393	22,166
Capital Outlay	245,565	175,066	70,499
Debt Service:			
Principal Retirement	640,423	640,417	6
Interest and Fiscal Charges	609,360	609,360	0
Total Expenses	5,835,393	5,723,498	111,895
Excess of Revenues Under Expenses Before Operating Transfers	(314,772)	(202,877)	111,895
Operating Transfers - In	49,999	49,999	0
Operating Transfers - Out	(98,820)	(98,819)	1
Excess of Revenues Under Expenses and Operating Transfers	(363,593)	(251,697)	111,896
Fund Equity at Beginning of Year	4,299,724	4,299,724	0
Prior Year Encumbrances Appropriated	735,455	735,455	0
Fund Equity at End of Year	\$4,671,586	\$4,783,482	\$111,896

See accompanying notes to the general purpose financial statements

CITY OF HUBER HEIGHTS, OHIO
 COMBINED STATEMENT OF CASH FLOWS
 ALL ENTERPRISE FUNDS
 FOR THE YEAR ENDED DECEMBER 31, 1999

Increase (Decrease) in Cash and Cash Equivalents:	
Cash Flows from Operating Activities:	
Cash Received from Customers	\$5,276,343
Other Operating Receipts	2,250
Cash Payments for Employee Services and Benefits	(127,247)
Cash Payments to Suppliers for Goods and Services	(3,659,432)
Net Cash Provided By Operating Activities	<u>1,491,914</u>
Cash Flows from Noncapital Financing Activities:	
Operating Transfers - In	49,999
Operating Transfers - Out	(98,819)
Net Cash Used In Noncapital Financing Activities	<u>(48,820)</u>
Cash Flows from Capital and Related Financing Activities:	
Proceeds from Sale of Fixed Assets	4,000
Interest Paid on OWDA Loan Payable	(237,290)
Principal Paid on OWDA Loan Payable	(265,417)
Interest Paid on Revenue Bonds Payable	(372,070)
Principal Paid on Revenue Bonds Payable	(375,000)
Net Cash Used In Capital and Related Financing Activities	<u>(1,245,777)</u>
Cash Flows from Investing Activities:	
Interest	243,611
Net Cash Provided By Investing Activities	<u>243,611</u>
Net Increase in Cash and Cash Equivalents	440,928
Cash and Cash Equivalents Beginning of Year	5,110,642
Cash and Cash Equivalents End of Year	<u>\$5,551,570</u>
Reconciliation of Operating Income to Net Cash Provided By Operating Activities:	
Operating Income	\$1,176,320
Adjustments to Reconcile Operating Income to Net Cash Provided By Operating Activities	
Depreciation	459,702
Changes in Assets and Liabilities:	
Decrease in Accounts Receivable	2,268
Increase in Special Assessments Receivable	(52,164)
Decrease in Due From Other Funds	582
Increase in Prepaid Items	(54)
Increase in Accounts Payable	3,323
Decrease in Contracts Payable	(9,771)
Decrease in Contracts Payable Retainage	(5,269)
Decrease in Accrued Salaries Payable	(96)
Decrease in Due to Other Governments	(83,842)
Increase in Compensated Absences Payable	915
Net Cash Provided By Operating Activities	<u>\$1,491,914</u>

Non-Cash Transactions:

During 1999, the Capital Projects Funds purchased infrastructure for the Sewer and Water Enterprise Funds with a fair market value of \$138,772, and \$122,056, respectively.

See accompanying notes to the general purpose financial statements

CITY OF HUBER HEIGHTS, OHIO
NOTES TO THE GENERAL PURPOSE FINANCIAL STATEMENTS
FOR THE YEAR ENDED DECEMBER 31, 1999

NOTE 1 - REPORTING ENTITY AND BASIS OF PRESENTATION

The City of Huber Heights ("the City") is a charter municipal corporation operating under the laws of the State of Ohio. The community was established in 1810 as Wayne Township and was granted City status on November 29, 1979. It was incorporated on January 23, 1981. The charter was adopted on November 8, 1983 and became effective January 1, 1984. The municipal government provided by the charter is known as a Council/Manager form of government. Legislative power is vested in a nine-member council, six members elected by wards and two elected at large, and a mayor. The council appoints a City Manager. The City Manager is the chief executive officer and the head of the administrative agencies of the City. He appoints all department heads and employees, except the law director and clerk of council, who are appointed by council.

Reporting Entity

A reporting entity is comprised of the primary government, component units and other organizations that are included to ensure that the financial statements are not misleading. The primary government of the City consists of all funds and departments which comprise the legal entity of the City. The City provides various services including police and fire protection, parks and recreation, planning, zoning, street maintenance and repair, community development, public health and welfare, and sewer and water. Council and the City Manager have direct responsibility for these activities.

Component units are legally separate organizations for which the City is financially accountable. The City is financially accountable for an organization if the City appoints a voting majority of the organization's governing board and (1) the City is able to significantly influence the programs or services performed or provided by the organization; or (2) the City is legally entitled to or can otherwise access the organization's resources; the City is legally obligated or has otherwise assumed the responsibility to finance the deficits of, or provide financial support to, the organization; or the City is obligated for the debt of the organization. Component units may also include organizations that are fiscally dependent on the City in that the City approves their budget, the issuance of their debt or the levying of their taxes. The City does not have any component units included in its reporting entity.

The City is associated with the Tri-Cities North Regional Wastewater Authority (Tri-Cities), which is defined as a joint venture. A joint venture is a legal entity or other organization that results from a contractual arrangement and that is owned, operated, or governed by two or more participants as a separate and specific activity subject to joint control, in which the participants retain (a) an ongoing financial interest or (b) an ongoing financial responsibility. This organization is presented in Note 21.

The City is also associated with the Miami Valley Regional Planning Commission (the Commission), the Miami Valley Fire/EMS Alliance (the Alliance), and the Economic Development/Government Equity (ED/GE) Program, which are defined as jointly governed organizations. A jointly governed organization is governed by representatives from each of the governments that create the organizations, but there is no ongoing financial interest or responsibility on the part of the participating governments. These organizations are presented in Note 22.

CITY OF HUBER HEIGHTS, OHIO
NOTES TO THE GENERAL PURPOSE FINANCIAL STATEMENTS
FOR THE YEAR ENDED DECEMBER 31, 1999

NOTE 1 - REPORTING ENTITY AND BASIS OF PRESENTATION (Continued)

Basis of Presentation - Fund Accounting

The City uses funds and account groups to report on its financial position and the results of its operations. *Fund accounting is designed to demonstrate legal compliance and to aid financial management by segregating transactions related to certain City functions or activities.*

A fund is defined as a fiscal and accounting entity with a self-balancing set of accounts recording cash and other financial resources, together with all related liabilities and residual equities or balances, and changes therein, which are segregated for the purpose of carrying on specific activities or attaining certain objectives in accordance with special regulations, restrictions or limitations. An account group is a financial reporting device designed to provide accountability for certain assets and liabilities that are not recorded in the funds because they do not directly affect net expendable available financial resources.

For financial statement presentation purposes, the various funds of the City are grouped into the following generic fund types under the broad fund categories governmental and proprietary.

Governmental Fund Types

Governmental funds are those through which most governmental functions typically are financed. The acquisition, use and balances of the City's expendable financial resources and the related current liabilities (except those accounted for in the enterprise funds) are accounted for through governmental funds. The following are the City's governmental fund types.

General Fund - This fund is the operating fund of the City and is used to account for all financial resources except those required to be accounted for in another fund. The general fund balance is available to the City for any purpose provided it is expended or transferred according to the general laws of Ohio and the Charter of the City.

Special Revenue Funds - These funds are established to account for the proceeds of specific revenue sources (other than amounts relating to major capital projects) that are legally restricted to expenditure for specific purposes.

Debt Service Funds - These funds are used to account for the accumulation of resources for, and the payment of, general long-term and special assessment debt principal and interest.

Capital Projects Funds - These funds are used to account for financial resources to be used for the acquisition or construction of major capital facilities (other than those financed by the enterprise funds).

CITY OF HUBER HEIGHTS, OHIO
NOTES TO THE GENERAL PURPOSE FINANCIAL STATEMENTS
FOR THE YEAR ENDED DECEMBER 31, 1999

NOTE 1 - REPORTING ENTITY AND BASIS OF PRESENTATION (Continued)

Proprietary Fund Type

Proprietary funds are used to account for the City's ongoing activities that are similar to those found in the private sector. The following is the City's only proprietary fund type:

Enterprise Funds - These funds are used to account for operations that are financed and operated in a manner similar to private business enterprises where the intent is that costs (expenses, including depreciation) of providing services to the general public on a continuing basis be recovered or financed primarily through user charges, or where it has been decided that a periodic determination of revenues earned, expenses incurred, and/or net income is appropriate for capital maintenance, public policy, management control, accountability or other purposes.

Account Groups

To make a clear distinction between fixed assets related to specific funds and those of general government, and between long-term liabilities related to specific funds and those of a general nature, the following account groups are used:

General Fixed Assets Account Group - This account group is used to account for all general fixed assets of the City other than those accounted for in enterprise funds.

General Long-Term Debt Account Group - This account group is used to account for all unmatured general long-term indebtedness of the City that is not a specific liability of the enterprise funds, including special assessment debt for which the City is obligated in some manner.

NOTE 2 - SUMMARY OF SIGNIFICANT ACCOUNTING POLICIES

The financial statements of the City of Huber Heights have been prepared in conformity with generally accepted accounting principles (GAAP) as applied to governmental units. The Governmental Accounting Standards Board (GASB) is the accepted standard-setting body for establishing governmental accounting and financial reporting principles. The City also applies Financial Accounting Standards Board (FASB) statements issued on or before November 30, 1989, to the proprietary funds provided they do not conflict with or contradict GASB pronouncements. The more significant of the City's accounting policies are described below.

The preparation of financial statements in conformity with generally accepted accounting principles requires management to make estimates and assumptions that affect the amounts reported in the financial statements and accompanying notes. Actual results may differ from those estimates.

CITY OF HUBER HEIGHTS, OHIO
NOTES TO THE GENERAL PURPOSE FINANCIAL STATEMENTS
FOR THE YEAR ENDED DECEMBER 31, 1999

NOTE 2 - SUMMARY OF SIGNIFICANT ACCOUNTING POLICIES (Continued)

Measurement Focus and Basis of Accounting

The accounting and reporting treatment applied to a fund is determined by its measurement focus. All governmental fund types are accounted for using a flow of current financial resources measurement focus. With this measurement focus, only current assets and current liabilities are generally included on the balance sheet. Operating statements of these funds present increases (i.e., revenues and other financing sources) and decreases (i.e., expenditures and other financing uses) in net current assets.

The enterprise funds are accounted for on a flow of economic resources measurement focus. With this measurement focus, all assets and all liabilities associated with the operation of these funds are included on the balance sheet. Fund equity (i.e., net total assets) is segregated into contributed capital and retained earnings components. Enterprise funds' operating statements present increases (i.e., revenues) and decreases (i.e., expenses) in net total assets.

Basis of accounting refers to the time when revenues and expenditures or expenses are recognized in the accounts and reported in the financial statements. Basis of accounting relates to the timing of the measurements made.

All governmental fund types are accounted for using the modified accrual basis of accounting. Under this basis, revenues are recognized in the accounting period when they become both measurable and available. "Measurable" means the amount of the transaction can be determined, and "available" means collectible within the current year or soon enough thereafter to be used to pay liabilities of the current year. The available period for the City is thirty-one days after year end.

In applying the susceptible to accrual concept under the modified accrual basis, the following revenue sources are deemed both measurable and available: state-levied locally shared taxes (including gasoline tax), fines and forfeitures, franchise fees, and income tax withheld by employers received during the available period.

The City reports deferred revenues on its combined balance sheet. Deferred revenues arise when a potential revenue does not meet both the measurable and available criteria for recognition in the current period. In the subsequent period, when both revenue recognition criteria are met, the liability for deferred revenue is removed from the combined balance sheet and revenue is recognized. Current and delinquent property taxes measurable as of December 31, 1999, whose availability is indeterminate and which are not intended to finance current period obligations, have been recorded as a receivable and deferred revenue. Levied special assessments are measurable, and have been recorded as a receivable. Special assessments are deferred except the amount received within the available period.

The City reports its investment in joint venture using the equity method.

CITY OF HUBER HEIGHTS, OHIO
NOTES TO THE GENERAL PURPOSE FINANCIAL STATEMENTS
FOR THE YEAR ENDED DECEMBER 31, 1999

NOTE 2 - SUMMARY OF SIGNIFICANT ACCOUNTING POLICIES (Continued)

The measurement focus of governmental fund accounting is on decreases in net financial resources (expenditures) rather than expenses. Expenditures are generally recognized in the accounting period in which the related fund liability is incurred, if measurable. Principal and interest on general and special assessment long-term debt are recorded as fund liabilities when due or when amounts have been accumulated in the debt service fund for payments to be made early in the following year, and the costs of accumulated unpaid vacation and sick leave are reported as fund liabilities in the period in which they will be liquidated with available financial resources rather than in the period employees earn them. Allocations of cost, such as depreciation and amortization, are not recognized in the governmental funds.

The accrual basis of accounting is utilized for reporting purposes by the enterprise funds. Revenues are recognized when they are earned and become measurable, and expenses are recognized when incurred if measurable. Unbilled service charges receivable are recognized as revenue at year end.

Budgetary Process

The budgetary process is prescribed by provisions of the Ohio Revised Code and entails the preparation of budgetary documents within an established timetable. The major documents prepared are the tax budget, the certificate of estimated resources, and the appropriation ordinance, all of which are prepared on the budgetary basis of accounting. The certificate of estimated resources and the appropriations ordinance are subject to amendment throughout the year with the legal restriction that appropriations cannot exceed estimated resources, as certified. All funds are legally required to be budgeted and appropriated. The legal level of budgetary control is at the object level (personal services, operations and maintenance, and capital outlay) within each department. Budgetary modifications may be made between departments and line items which are within a fund with only City Manager approval. All other budgetary modifications may only be made by ordinance or resolution of the City Council. For budgetary statement presentation, the City has presented detail at the object level (personal services, operations and maintenance, and capital outlay).

Tax Budget

A tax budget of estimated revenues and outstanding and projected debt for all budgeted funds is submitted to the County Auditor, as Secretary of the County Budget Commission, by July 20 of each year, for the period January 1 to December 31 of the following year.

CITY OF HUBER HEIGHTS, OHIO
NOTES TO THE GENERAL PURPOSE FINANCIAL STATEMENTS
FOR THE YEAR ENDED DECEMBER 31, 1999

NOTE 2 - SUMMARY OF SIGNIFICANT ACCOUNTING POLICIES (Continued)

Estimated Resources

The County Budget Commission determines if the budget substantiates a need to levy all or part of previously authorized taxes and reviews estimated revenue. The Commission certifies its actions to the City by October 1. As part of this certification, the City receives the official certificate of estimated resources, which states the projected revenues of each fund. Prior to December 31, the City must revise its budget so that the total contemplated expenditures from any fund during the ensuing year will not exceed the amount available as stated in the certificate of estimated resources. The revised budget then serves as the basis for the annual appropriation ordinance. On or about January 1, the certificate of estimated resources is amended to include unencumbered fund balances at December 31 of the preceding year. The certificate may be further amended during the year if the fiscal officer determines, and the Budget Commission agrees, that an estimate needs to be either increased or decreased. The amounts reported on the budgetary statements reflect the amounts in the final amended official certificate of estimated resources requested during 1999.

Appropriations

A temporary appropriation measure to control expenditures may be passed on or about January 1 of each year for the period from January 1 to March 31. The annual appropriation ordinance must be passed by April 1 of each year for the period January 1 to December 31. The appropriation ordinance fixes spending authority at the fund, department and object level. The appropriation ordinance may be amended during the year as new information becomes available, provided that total fund appropriations do not exceed current estimated resources, as certified. The allocation of appropriations among departments and objects within a fund may be modified with approval of the City Manager. All other modifications may only be made by ordinance or resolution of City Council. During the year, several supplemental appropriation measures were passed. The budget figures which appear in the statements of budgetary comparisons represent the final appropriation amounts, including all amendments and modifications.

Encumbrances

As part of formal budgetary control, purchase orders, contracts and other commitments for the expenditure of monies are recorded as the equivalent of expenditures on the non-GAAP budgetary basis in order to reserve that portion of the applicable appropriation and to determine and maintain legal compliance. The Ohio Revised Code prohibits expenditures plus encumbrances from exceeding appropriations. On the GAAP basis, encumbrances outstanding at year end are reported as reservations of fund balances for subsequent-year expenditures for governmental funds and reported in the notes to the financial statements for the enterprise funds.

CITY OF HUBER HEIGHTS, OHIO
NOTES TO THE GENERAL PURPOSE FINANCIAL STATEMENTS
FOR THE YEAR ENDED DECEMBER 31, 1999

NOTE 2 - SUMMARY OF SIGNIFICANT ACCOUNTING POLICIES (Continued)

Lapsing of Appropriations

At the close of each year, the unencumbered balance of each appropriation reverts to the respective fund from which it was appropriated and becomes subject to future appropriations. The encumbered appropriation balance is carried forward to the succeeding calendar year and need not be reappropriated.

Cash and Cash Equivalents

Cash balances of the City's funds, except cash held by fiscal agent, are pooled and invested in short-term investments in order to provide improved cash management. Individual fund integrity is maintained through City records. Each fund's interest in the pool is presented as "equity in pooled cash and cash equivalents" on the combined balance sheet. For purposes of the statement of cash flows and for presentation on the combined balance sheet, the City's cash management pool and investments with original maturities of three months or less are considered to be cash equivalents.

Cash and cash equivalents that are held separately in escrow accounts at a financial institution for bond reserve and debt service and not held with the Finance Director are recorded on the balance sheet as "cash and cash equivalents with fiscal agents" and represent deposits.

During 1999, the City's investments were limited to STAR Ohio, The One Group Money Market, STAR Trust Money Market, and a repurchase agreement.

Except for nonparticipating investment contracts, investments are reported at fair value which is based on quoted market prices. Nonparticipating investment contracts such as repurchase agreements are reported at cost.

The City has invested funds in the State Treasury Asset Reserve of Ohio (STAR Ohio) during 1999. STAR Ohio is an investment pool, managed by the State Treasurer's Office, which allows governments within the State to pool their funds for investment purposes. STAR Ohio is not registered with the SEC as an investment company, but does operate in a manner consistent with Rule 2a7 of the Investment Company Act of 1940. Investments in STAR Ohio are valued at STAR Ohio's share price, which is the price the investment could be sold for on December 31, 1999.

CITY OF HUBER HEIGHTS, OHIO
NOTES TO THE GENERAL PURPOSE FINANCIAL STATEMENTS
FOR THE YEAR ENDED DECEMBER 31, 1999

NOTE 2 - SUMMARY OF SIGNIFICANT ACCOUNTING POLICIES (Continued)

Interest income is distributed to the funds according to charter and statutory requirements. Interest revenue of \$680,478 was credited to the General Fund during 1999, which includes \$471,218 assigned from other City funds. Interest revenue was also credited to the following fund types during 1999: Special Revenue Funds \$38,862, Debt Service Funds \$1,832, Capital Projects Funds \$36,466, and Enterprise Funds \$244,374.

Inventory of Supplies

Inventories of governmental funds are stated at cost while inventories of enterprise funds are stated at the lower of cost or market. For all funds, cost is determined on a first-in, first-out basis. Inventory in all funds consists of expendable supplies held for consumption. The costs of inventory items are recorded as expenditures in the governmental fund types when purchased. Reported supplies inventory is equally offset by a fund balance reserve in the governmental funds which indicates that it does not constitute available expendable resources even though it is a component of net current assets. Inventories of enterprise funds are expensed when used.

Prepaid Items

Payments made to vendors for services that will benefit periods beyond December 31, 1999, are recorded as prepaid items using the consumption method by recording a current asset for the prepaid amount and reflecting the expenditure/expense in the year in which services are consumed.

Restricted Assets

Restricted assets in the enterprise funds represent cash and cash equivalents with fiscal agents set aside for repayment of revenue bonds current debt service that are required by the bond indenture to be held by a financial services corporation.

Fixed Assets and Depreciation

General fixed assets are not capitalized in the funds used to acquire or construct them. Instead, capital acquisition and construction are reflected as expenditures in governmental funds, and the related assets are reported in the general fixed assets account group. All purchased fixed assets are valued at cost when historical records are available and at estimated historical cost when no historical records exist. Donated fixed assets are valued at their estimated fair market value on the date received. The City maintains a capitalization threshold of one thousand dollars.

CITY OF HUBER HEIGHTS, OHIO
NOTES TO THE GENERAL PURPOSE FINANCIAL STATEMENTS
FOR THE YEAR ENDED DECEMBER 31, 1999

NOTE 2 - SUMMARY OF SIGNIFICANT ACCOUNTING POLICIES (Continued)

The costs of normal maintenance and repairs that do not add to the value of the asset or materially extend asset lives are not capitalized. Improvements are capitalized and depreciated over the remaining useful lives of the related fund fixed assets.

Public domain ("infrastructure") general fixed assets consisting of roads, bridges, curbs, gutters, sidewalks, and drainage systems are not capitalized, as these assets are immovable and of value only to the City.

Assets in the general fixed assets account group are not depreciated. Depreciation in the enterprise funds is computed using the straight-line method over the following useful lives:

Buildings	50 years
Equipment	6-10 years
Infrastructure	50 years

Capitalization of Interest

The City's policy is to capitalize net interest on all construction projects until substantial completion of the project. The amount of capitalized interest equals the difference between the interest cost associated with the tax exempt borrowing used to finance the project and the interest earned from temporary investment of the debt proceeds. Capitalized interest for proprietary funds is amortized on the straight-line basis over the estimated useful life of the asset. For 1999, there were no interest costs incurred on construction projects in the funds.

Compensated Absences

The City follows the provisions of Governmental Accounting Standards Board Statement No. 16, "Accounting for Compensated Absences". Vacation and compensatory time benefits are accrued as a liability as the benefits are earned if the employees' right to receive compensation are attributable to services already rendered and it is probable that the City will compensate the employees for the benefits through paid time off or some other means. Sick leave benefits are accrued using the vesting method. The liability includes the employees who are currently eligible to receive termination benefits and those the City has identified as probable of receiving payment in the future. The amount is based on accumulated sick leave and employees' wage rates at year end, taking into consideration any limits specified in the City's termination policy.

CITY OF HUBER HEIGHTS, OHIO
 NOTES TO THE GENERAL PURPOSE FINANCIAL STATEMENTS
 FOR THE YEAR ENDED DECEMBER 31, 1999

NOTE 2 - SUMMARY OF SIGNIFICANT ACCOUNTING POLICIES (Continued)

The City records a liability for accumulated unused vacation and compensatory time when earned for all employees with more than one year of service. The City records a liability for accumulated unused sick leave for all PERS employees after 17 years of current service, while the City records a liability for all Police and Fire employees after 15 years of current service. For governmental funds, the current portion of unpaid compensated absences is the amount expected to be paid using expendable available resources. These amounts are recorded in the account "compensated absences payable" in the fund from which the employees who have accumulated unpaid leave are paid. The remainder is reported in the general long-term debt account group. In enterprise funds, the entire amount of compensated absences is reported as a fund liability.

Accrued Liabilities and Long-Term Debt

In general, governmental fund payables and accrued liabilities are reported as obligations of the funds regardless of whether they will be liquidated with current resources. However, compensated absences and contractually required pension contributions are reported as a liability in the general long-term debt account group to the extent that they will not be paid with current expendable available financial resources. Payments made more than thirty-one days after year end are considered not to have been paid using current available financial resources. Bonds and long-term loans are recognized as a liability of the general long-term debt account group until due. Long-term debt and other obligations to be paid from enterprise funds are reported as liabilities in the appropriate enterprise funds.

Under Ohio Law, a debt retirement fund may be created and used for the payment of all debt principal and interest. Generally accepted accounting principles require the allocation of the debt liability among the special revenue funds, capital projects funds and the general long-term debt account group, with principal and interest payments on matured general obligation long-term debt being reported in the debt service fund. To comply with GAAP reporting requirements, the City's debt retirement fund has been split among the appropriate funds and account group. Debt service fund resources used to pay both principal and interest have also been allocated accordingly.

Long-term liabilities are being repaid from the following funds:

<u>Obligation</u>	<u>Fund</u>
General Obligation Bonds	General Obligation Bond Retirement Fund
Special Assessment Bonds	Special Assessment Bond Retirement Fund
Compensated Absences	Will be paid by the fund from which the employee's salary is paid.
Due to Other Governments	Will be paid by the fund from which the employee's salary is paid.

CITY OF HUBER HEIGHTS, OHIO
NOTES TO THE GENERAL PURPOSE FINANCIAL STATEMENTS
FOR THE YEAR ENDED DECEMBER 31, 1999

NOTE 2 - SUMMARY OF SIGNIFICANT ACCOUNTING POLICIES (Continued)

Equipment/Vehicle Loans	General Fund, Local Street Improvement Special Revenue Fund, Police Special Revenue Fund, Street Maintenance and Repair Special Revenue Fund, and the Fire Capital Equipment Capital Projects Fund.
Revenue Bonds Payable	Water Fund
OWDA Loan Payable	Sewer Fund

Contributed Capital

Contributed capital represents resources from other funds, federal and state grants, other governments, and private sources provided to the City's enterprise funds which are not subject to repayment. Depreciation on those assets acquired or constructed with contributed resources is expensed and closed to unreserved retained earnings at year end.

Because the City, prior to 1992, had not prepared its financial statements in accordance with generally accepted accounting principles, the exact amount of contributed capital pertaining to years prior to 1992 cannot be determined. Consequently, only those amounts that have been able to be identified specifically have been classified as contributed capital in the accompanying combined financial statements. All other fund equity amounts pertaining to the enterprise funds have been classified as retained earnings.

Reservations of Fund Balance

Reservations of fund balance are established to identify the existence of assets that, because of their non-monetary nature or lack of liquidity, represent financial resources not available for current appropriation or expenditure or the portion of fund equity that is legally segregated for a specific future use. Fund balance has been reserved for encumbrances, supplies inventory, and advances.

Intergovernmental Revenues

In governmental funds, intergovernmental revenues, such as grants awarded on a non-reimbursement basis, entitlements and shared revenues, are recorded as receivables and revenues when measurable and available. Reimbursable grants are recorded as intergovernmental receivables and revenues when the related expenditures are made. Grants and entitlements for enterprise fund operations are recognized as non-operating revenues in the accounting period in which they are earned and become measurable.

CITY OF HUBER HEIGHTS, OHIO
NOTES TO THE GENERAL PURPOSE FINANCIAL STATEMENTS
FOR THE YEAR ENDED DECEMBER 31, 1999

NOTE 2 - SUMMARY OF SIGNIFICANT ACCOUNTING POLICIES (Continued)

Short-term Interfund Assets/Liabilities

Short-term interfund loans are classified as "interfund receivables" and "interfund payables". Long-term interfund loans are classified as "advances to/from other funds" and are equally offset by a fund balance reserve account which indicates that they do not constitute available expendable resources.

Interfund Transactions

Quasi-external transactions are accounted for as revenues and expenditures or expenses. Transactions that constitute reimbursement to a fund for expenditures/expenses initially made from it that are properly applicable to another fund are recorded as expenditures/expenses in the reimbursing fund and as reductions of expenditures/expenses in the fund that is reimbursed.

Nonrecurring or nonroutine permanent transfers of equity are reported as residual equity transfers. All remaining interfund transfers are reported as operating transfers.

Total Columns on General Purpose Financial Statements

Total columns on the General Purpose Financial Statements are captioned "Memorandum Only" to indicate that they are presented only to facilitate financial analysis. Data in these columns do not present financial position or results of operations in conformity with generally accepted accounting principles. Neither is such data comparable to a consolidation. Interfund eliminations have not been made in the aggregation of this data.

NOTE 3 - BUDGET TO GAAP RECONCILIATION

Budgetary Basis of Accounting

While reporting financial position and results of operations on the basis of generally accepted accounting principles (GAAP), the budgetary basis, as provided by law, is based upon accounting for certain transactions on a basis of cash receipts, disbursements and encumbrances.

The Combined Statement of Revenues, Expenditures, and Changes in Fund Balances - Budget and Actual, (Budget Basis) All Governmental Fund Types and the Combined Statement of Revenues, Expenses, and Changes in Fund Equity - Budget and Actual (Budget Basis), All Enterprise Funds are presented on the budgetary basis to provide a meaningful comparison of actual results with the budget. The major differences between the budget basis and the GAAP basis are that:

1. Revenues are recorded when received in cash (budget basis) as opposed to when susceptible to accrual (GAAP basis).

CITY OF HUBER HEIGHTS, OHIO
 NOTES TO THE GENERAL PURPOSE FINANCIAL STATEMENTS
 FOR THE YEAR ENDED DECEMBER 31, 1999

NOTE 3 - BUDGET TO GAAP RECONCILIATION (Continued)

2. Expenditures/expenses are recorded when paid in cash (budget basis) as opposed to when the liability is incurred (GAAP basis).
3. Outstanding year-end encumbrances are treated as expenditures/expenses (budget basis) rather than as a reservation of fund balance for governmental fund types or note disclosure for enterprise funds (GAAP basis).
4. Proceeds from and principal payments on short-term note obligations are reported on the operating statement (budget basis) rather than as balance sheet transactions (GAAP basis).
5. Receipt and payment of year-end intrafund loans are treated as other sources or uses (budget basis) rather than an increase or decrease in an asset or liability account (GAAP basis).
6. State statute permits note debt to be repaid from the debt service fund (budget basis) as opposed to the fund that received the proceeds (GAAP basis). Debt service fund resources used to pay both principal and interest have been allocated accordingly.

The adjustments necessary to convert the results of operations for the year on the GAAP basis to the budget basis are as follows:

	Excess of Revenues and Other Financing Sources Over (Under) Expenditures and Other Financing Uses All Governmental Fund Types			
	General	Special Revenue	Debt Service	Capital Projects
GAAP Basis	(\$128,072)	\$697,809	\$174,442	\$64,445
Adjustments:				
Revenue Accruals	(164,479)	(215,264)	0	1,072,212
Expenditure Accruals	(25,647)	67,824	0	(44,817)
Unrecorded Cash	(61,452)	(22,640)	0	(1,790)
Prepaid Items	6,029	3,021	0	0
Proceeds from Sale of Bonds	0	0	725,000	(725,000)
Proceeds from Sale of Notes	0	0	1,570,745	891,255
Encumbrances	(579,544)	(1,222,056)	(22,980)	(619,227)
Reallocation of Debt Activity	0	0	(96,087)	96,087
Operating Transfers	0	0	1,259,342	(1,259,342)
Advances	324,154	465,433	0	(789,587)
Debt Principal	0	0	(3,459,000)	0
Budget Basis	<u>(\$629,011)</u>	<u>(\$225,873)</u>	<u>151,462</u>	<u>(\$1,315,764)</u>

CITY OF HUBER HEIGHTS, OHIO
 NOTES TO THE GENERAL PURPOSE FINANCIAL STATEMENTS
 FOR THE YEAR ENDED DECEMBER 31, 1999

NOTE 3 - BUDGET TO GAAP RECONCILIATION (Continued)

Net Income/Excess of Revenues Under Expenses and Operating Transfers
 All Enterprise Funds

GAAP Basis	\$826,291
Adjustments:	
Revenue Accruals	(18,393)
Expense Accruals	247,833
Unrecorded Cash	(81,046)
Prepaid Items	54
Debt Principal	(640,417)
Depreciation	459,702
Return on Investment in Joint Venture	(358,679)
Encumbrances	(687,042)
Budget Basis	<u>(251,697)</u>

NOTE 4 - FUND DEFICITS

The following funds had fund balance/retained earnings deficits at December 31, 1999:

	Deficit
Community Development Block Grant Special Revenue Fund	\$9,397
Storm Water Management Special Revenue Fund	4,489
Capital Improvement Capital Projects Fund	28,496
Economic Development/Government Equity Improvement Capital Projects Fund	472,485
Water Enterprise Fund	118,565

The deficits in the Community Development Block Grant Special Revenue Fund, the Storm Water Management Special Revenue Fund, and the Capital Improvement Capital Projects Fund are a result of the application of generally accepted accounting principles. The General Fund provides transfers to cover deficit balances; however, this is done when cash is needed rather than when accruals occur.

The deficit in the Economic Development/Government Equity Improvement Capital Projects Fund is a result of the application of generally accepted accounting principles. Bond anticipation note proceeds used to finance the project are not recognized as "other financing sources", but rather as a fund liability. The fund deficit will be eliminated when the project nears completion and the notes are bonded and/or as resources are provided for the retirement of the note.

CITY OF HUBER HEIGHTS, OHIO
 NOTES TO THE GENERAL PURPOSE FINANCIAL STATEMENTS
 FOR THE YEAR ENDED DECEMBER 31, 1999

NOTE 4 - FUND DEFICITS (Continued)

The deficit in the Water Enterprise Fund is a result of the application of generally accepted accounting principles for the interest payable on the capital appreciation bonds. The deficit will be eliminated with future anticipated revenues.

NOTE 5 - PRIOR PERIOD ADJUSTMENTS

A restatement of interfund receivables/payables was done between the General Fund and the Community Development Block Grant Special Revenue Fund and between the Parks and Recreation Special Revenue Fund and the Capital Improvement Capital Projects Fund.

A restatement of accounts receivable was done in the Fire Special Revenue Fund. Accounts and special assessments receivable were restated in the Sewer Enterprise Fund.

A restatement of accrued interest payable in the Water Enterprise Fund was due to an understatement in prior years for interest on the capital appreciation water revenue bonds.

These changes had the following effects on fund balances (deficit)/retained earnings as they were previously reported as of December 31, 1998:

	General	Special Revenue	Capital Projects	Enterprise
Fund Balance (Deficit)/Retained Earnings as previously reported	\$9,284,143	\$3,633,172	(\$250,762)	\$1,138,553
Restatement of interfund receivable/payable	25,208	(23,717)	(1,491)	0
Restatement of accounts receivable	0	10,000	0	(119,301)
Restatement of special assessments receivable	0	0	0	1,742
Restatement of accrued interest payable	0	0	0	(915,205)
Restated Fund Balance (Deficit)/ Retained Earnings	\$9,309,351	\$3,619,455	(\$252,253)	\$105,789

CITY OF HUBER HEIGHTS, OHIO
 NOTES TO THE GENERAL PURPOSE FINANCIAL STATEMENTS
 FOR THE YEAR ENDED DECEMBER 31, 1999

NOTE 5 - PRIOR PERIOD ADJUSTMENTS (Continued)

These changes had the following effect on the excess of revenues and other financing sources over (under) expenditures and other financing uses/net income as they were previously stated for the year ending December 31, 1998:

	General	Special Revenue	Capital Projects	Enterprise
Excess/net income as previously reported	\$989,419	(\$21,845)	(\$2,984,298)	\$803,323
Restatement of interfund receivable/payable	25,208	(23,717)	(1,491)	0
Restatement of accounts receivable	0	10,000	0	(119,301)
Restatement of special assessments receivable	0	0	0	1,742
Restatement of accrued interest payable	0	0	0	(915,205)
Restated excess/net loss	<u>\$1,014,627</u>	<u>(\$35,562)</u>	<u>(\$2,985,789)</u>	<u>(\$229,441)</u>

NOTE 6 - DEPOSITS AND INVESTMENTS

The investment and deposit of City monies are governed by the Ohio Revised Code. State statutes classify monies held by the City into three categories.

Active deposits are public deposits necessary to meet current demands on the treasury. Such monies must be maintained either as cash in the City Treasury, in commercial accounts payable or withdrawable on demand, including negotiable order of withdrawal (NOW) accounts, or in money market deposit accounts.

Inactive deposits are public deposits that Council has identified as not required for use within the current two year period of designation of depositories. Inactive deposits must either be evidenced by certificates of deposit maturing not later than the end of the current period of designation of depositories, or by savings or deposit accounts including, but not limited to, passbook accounts.

Interim deposits are deposits of interim monies. Interim monies are those monies which are not needed for immediate use but which will be needed before the end of the current period of designation of depositories. Interim deposits must be evidenced by time certificates of deposit maturing not more than one year from the date of deposit or by savings or deposit accounts, including passbook accounts.

Protection of City's deposits is provided by the Federal Deposit Insurance Corporation or by a single collateral pool established by the financial institution to secure the repayment of all public monies deposited with the institution.

CITY OF HUBER HEIGHTS, OHIO
NOTES TO THE GENERAL PURPOSE FINANCIAL STATEMENTS
FOR THE YEAR ENDED DECEMBER 31, 1999

NOTE 6 - DEPOSITS AND INVESTMENTS (Continued)

Inactive monies are permitted to be deposited or invested in the following securities:

1. United States Treasury Notes, Bills, Bonds, or any other obligation or security issued by the United States Treasury or any other obligation guaranteed as to principal and interest by the United States;
2. Bonds, notes, debentures, or any other obligations or securities issued by any federal government agency or instrumentality, including but not limited to, the Federal National Mortgage Association, Federal Home Loan Bank, Federal Farm Credit Bank, Federal Home Loan Mortgage Corporation, Government National Mortgage Association, and Student Loan Marketing Association. All federal agency securities shall be direct issuances of federal government agencies or instrumentalities;
3. Written repurchase agreements in the securities listed above provided that the market value of the securities subject to the repurchase agreement must exceed the principal value of the agreement by at least two percent and be marked to market daily, and that the term of the agreement must not exceed thirty days;
4. Bonds and other obligations of the State of Ohio;
5. No-load money market mutual funds consisting exclusively of obligations described in division (1) or (2) of this section and repurchase agreements secured by such obligations, provided that investments in securities described in this division are made only through eligible institutions; and
6. The State Treasurer's investment pool (STAR Ohio).

The City may also invest any monies not required to be used for a period of six months or more in the following:

1. Interim deposits in duly authorized depositories of the City, provided those deposits are properly insured or collateralized as required by law;
2. Bonds of any municipal corporation, village, county, township, or other political subdivision of this State, as to which there is no default of principal, interest or coupons; and
3. Obligations of the City.

Investments in stripped principal or interest obligations, reverse repurchase agreements and derivatives are prohibited. The issuance of taxable notes for the purpose of arbitrage, the use of leverage and short selling are also prohibited. An investment must mature within five years from the date of purchase unless matched to a specific obligation or debt of the City, and must be purchased with the expectation that it will be held to maturity.

CITY OF HUBER HEIGHTS, OHIO
 NOTES TO THE GENERAL PURPOSE FINANCIAL STATEMENTS
 FOR THE YEAR ENDED DECEMBER 31, 1999

NOTE 6 - DEPOSITS AND INVESTMENTS (Continued)

Investments may only be made through specified dealers and institutions. Payment for investments may be made only upon delivery of the securities representing the investments to the finance director or, if the securities are not represented by a certificate, upon receipt of confirmation of transfer from the custodian.

At year end, the City had \$60,083 in undeposited cash on hand which is included on the balance sheet of the City as part of "equity in pooled cash and cash equivalents". The following information classifies deposits and investments by categories of risk as defined in GASB Statement 3 "Deposits with Financial Institutions, Investments and Reverse Repurchase Agreements".

Deposits

At year end, the carrying amount of the City's deposits was (\$33,463) and the related bank balance was \$99,271. The entire bank balance was covered by federal deposit insurance.

Investments

GASB Statement No. 3 "Deposits with Financial Institutions, Investments and Reverse Repurchase Agreements" requires that the City's investments be classified in categories of risk. Category 1 includes investments that are insured or registered or for which the securities are held by the City or its agent in the City's name. Category 2 includes uninsured and unregistered investments for which the securities are held by the counterparty's trust department or agent in the City's name. Category 3 includes uninsured and unregistered investments for which the securities are held by the counterparty, or by its trust department or agent but not in the City's name. The One Group Treasury Only Money Market Fund (The One Group), the STAR Trust Money Market Fund, and STAR Ohio, an investment fund operated by the Ohio State Treasurer, are unclassified since they are not evidenced by securities that exist in physical or book entry form.

	Category 3	Carrying Value	Fair Value
STAR Ohio	\$0	\$16,393,939	\$16,393,939
The One Group Money Market	0	476,938	476,938
STAR Trust Money Market	0	1,371,062	1,371,062
Repurchase Agreement	<u>736,703</u>	<u>736,703</u>	<u>736,703</u>
Total	<u>\$736,703</u>	<u>\$18,978,642</u>	<u>\$18,978,642</u>

CITY OF HUBER HEIGHTS, OHIO
 NOTES TO THE GENERAL PURPOSE FINANCIAL STATEMENTS
 FOR THE YEAR ENDED DECEMBER 31, 1999

NOTE 6 - DEPOSITS AND INVESTMENTS (Continued)

The classification of cash and cash equivalents, and investments on the combined financial statements is based on criteria set forth in GASB Statement No. 9. The reconciliation between classifications of cash and investments on the general purpose financial statements and the classifications per GASB Statement No. 3 is as follows:

	Cash and Cash Equivalents/Deposits	Investments
GASB Statement 9	\$19,005,262	\$0
Cash on Hand	(60,083)	0
STAR Ohio	(16,393,939)	16,393,939
The One Group Money Market	(476,938)	476,938
STAR Trust Money Market	(1,371,062)	1,371,062
Repurchase Agreement	(736,703)	736,703
GASB Statement 3	(\$33,463)	\$18,978,642

NOTE 7 - PROPERTY TAXES

Property taxes include amounts levied against all real, public utility and tangible personal property located in the City. Taxes collected from real property taxes (other than public utility) in one calendar year are levied in the preceding calendar year on the assessed value as of January 1 of that preceding year, the lien date. Assessed values are established by the County Auditor at 35% of appraised market value. All property is required to be revaluated every six years. The last revaluation was completed in 1996.

Real property taxes are payable annually or semi-annually. The first payment is due December 31, with the remainder payable by June 20 unless extended.

Taxes collected on tangible personal property (other than public utility) in one calendar year are levied in the prior calendar year on assessed values listed on December 31 of the prior year, and at tax rates determined in the preceding year. Tangible personal property used in business (except for public utilities) is currently assessed for ad valorem taxation purposes at 25% of its true value. Amounts paid by multi-county taxpayers are due September 20. Single county taxpayers may pay annually or semi-annually. If paid annually, payment is due April 30; if paid semi-annually, the first payment is due April 30, with the remainder payable by September 20.

CITY OF HUBER HEIGHTS, OHIO
NOTES TO THE GENERAL PURPOSE FINANCIAL STATEMENTS
FOR THE YEAR ENDED DECEMBER 31, 1999

NOTE 7 - PROPERTY TAXES (Continued)

Public utility real and tangible personal property taxes collected in one calendar year are levied in the preceding calendar year on assessed values determined as of December 31 of the second year preceding the tax collection year, the lien date. Certain public utility tangible personal property was assessed at 88% of its true value. Due to a change in State law, the assessment value for certain public utility tangible personal property has been changed from 88% to 25%. Public utility real property is assessed at 35% of true value. Public utility property taxes are payable on the same dates as real property taxes described previously.

The County Treasurer collects property taxes on behalf of all taxing districts in the County, including the City of Huber Heights. The County Auditor periodically remits to the City its portion of the taxes collected. The City records receipt of these taxes in various funds. The full tax rate for all City operations for the year ended December 31, 1999, was \$11.74 per \$1,000 of assessed value. The assessed values of real and tangible personal property upon which 1999 property tax receipts were based are as follows:

Real Property	\$440,720,660
Public Utility Tangible Personal Property	20,955,570
Tangible Personal Property	<u>31,010,458</u>
Total	<u>\$492,686,688</u>

Property taxes receivable represent real and tangible personal property taxes, public utility taxes and outstanding delinquencies which are measurable as of December 31, 1999. Although total property tax collections for the next fiscal year are measurable, amounts to be received during the available period are not subject to reasonable estimation at December 31, nor are they intended to finance 1999 operations. The receivable is therefore offset by a credit to deferred revenue.

NOTE 8 - INCOME TAX

The City levies a municipal income tax of 1.95% on substantially all income earned within the City. In addition, the residents of the City are required to pay income tax on income earned outside of the City; however, the City allows a credit for income taxes paid to another municipality up to 100% of the City's current tax rate.

Prior to June 1, 1999, the income tax rate was 1.75%. The City passed an additional income tax levy of .2% effective June 1, 1999, for five years to be used for improvements of 50 miles of residential streets and major thoroughfares.

CITY OF HUBER HEIGHTS, OHIO
 NOTES TO THE GENERAL PURPOSE FINANCIAL STATEMENTS
 FOR THE YEAR ENDED DECEMBER 31, 1999

NOTE 8 - INCOME TAX (Continued)

Employers within the City are required to withhold income tax on employee compensation and remit the tax to the City of Dayton at least quarterly. Corporations and other individual taxpayers are required to pay their estimated tax quarterly and file a declaration annually. The City of Dayton administers the collection of income taxes and the assessment of interest and penalties. Income tax proceeds are to be used to pay the cost of administering the tax and for general, special revenue, and capital project fund operations. Income tax revenue for 1999 was \$8,893,193.

NOTE 9 - RECEIVABLES

Receivables at December 31, 1999, consisted of property and income taxes, accounts, special assessments, accrued interest, and intergovernmental receivables arising from grants. Utility Accounts Receivable at December 31, 1999, were \$573,214. All receivables are considered fully collectible.

A summary of intergovernmental receivables follows:

<u>General Fund</u>	
Local Government Assistance	\$62,600
Local Government	10,684
Montgomery County Courts	17,843
Estate Tax	61,531
Total General Fund	152,658
 <u>Special Revenue Funds</u>	
<u>City Motor Vehicle License Permissive Tax Fund</u>	
Motor Vehicle Tax	11,879
 <u>Community Development Block Grant Fund</u>	
Reimbursement for Development of NEP for Troy West Neighborhood	163,611
 <u>County Motor Vehicle Permissive Tax Fund</u>	
Motor Vehicle Tax	5,940
 <u>Drug Law Enforcement Fund</u>	
Drug Fines	480

CITY OF HUBER HEIGHTS, OHIO
NOTES TO THE GENERAL PURPOSE FINANCIAL STATEMENTS
FOR THE YEAR ENDED DECEMBER 31, 1999

NOTE 9 - RECEIVABLES (Continued)

<u>State Highway Fund</u>		
Gas Tax		\$5,571
 <u>Street Maintenance and Repair Fund</u>		
Gas Tax		68,712
Total Special Revenue Funds		256,193
 <u>Capital Projects Funds</u>		
<u>Capital Improvement Fund</u>		
RTA Community Grant		4,632
 <u>Issue II Fund</u>		
Troy VI Reimbursement		33,952
Total Capital Projects Funds		38,584
 <u>Enterprise Fund</u>		
<u>Water Fund</u>		
Huber East Water District		18,189
Total All Funds		\$465,624

NOTE 10 - FIXED ASSETS

Changes in general fixed assets during the year ended December 31, 1999, were as follows (there were transfers of general fixed assets during 1999 between departments, but these transfers are not included in the additions, deletions, and transfers shown):

<u>Asset Category</u>	Balance at December 31, 1998	Additions	Deletions	Transfers	Balance at December 31, 1999
Land	\$1,735,723	\$948,498	\$630,232	\$0	\$2,053,989
Buildings	8,989,528	0	0	405,689	9,395,217
Equipment	2,569,124	196,646	150,960	0	2,614,810
Furniture and Fixtures	427,793	11,375	0	129,538	568,706
Vehicles	2,996,395	487,089	296,867	0	3,186,617
Construction in Progress	32,565	502,662	0	(535,227)	0
Totals	\$16,751,128	\$2,146,270	\$1,078,059	\$0	\$17,819,339

CITY OF HUBER HEIGHTS, OHIO
 NOTES TO THE GENERAL PURPOSE FINANCIAL STATEMENTS
 FOR THE YEAR ENDED DECEMBER 31, 1999

NOTE 10 - FIXED ASSETS (Continued)

A summary of the enterprise funds' fixed assets at December 31, 1999, follows:

Land	\$389,400
Buildings	5,007,984
Equipment	91,780
Infrastructure	<u>17,339,150</u>
Total	22,828,314
Less: Accumulated Depreciation	<u>(2,227,550)</u>
Net Fixed Assets	<u>\$20,600,764</u>

NOTE 11 - DEFINED BENEFIT PENSION PLANS

Public Employees Retirement System

The City of Huber Heights contributes to the Public Employees Retirement System of Ohio (PERS), a cost-sharing multiple employer public employee retirement system administered by the Public Employees Retirement Board. PERS provides basic retirement and disability benefits, annual cost of living adjustments, and death benefits to plan members and beneficiaries. Benefits are established by Chapter 145 of the Ohio Revised Code. PERS issues a stand-alone financial report which may be obtained by writing to the Public Employees Retirement System, 277 East Town Street, Columbus, Ohio 43215-4642.

Plan members are required to contribute 8.5% of their annual covered salary to fund pension obligations and the City of Huber Heights is required to contribute 9.35%. Contributions are authorized by State statute. The contribution rates are determined actuarially. The City of Huber Heights' required contributions to PERS for the years ended December 31, 1999, 1998, and 1997 were \$220,384, \$220,118, and \$183,631, respectively. The full amount has been contributed for 1998 and 1997. 73% has been contributed for 1999 with the remainder being reported as a liability within the general long-term debt account group.

CITY OF HUBER HEIGHTS, OHIO
NOTES TO THE GENERAL PURPOSE FINANCIAL STATEMENTS
FOR THE YEAR ENDED DECEMBER 31, 1999

NOTE 11 - DEFINED BENEFIT PENSION PLANS (Continued)

Police and Firemen's Disability and Pension Fund

The City of Huber Heights contributes to the Police and Firemen's Disability and Pension Fund of Ohio (the "Fund"), a cost-sharing multiple employer public employee retirement system administered by the Fund's Board of Trustees. The Fund provides retirement and disability benefits, annual cost-of-living adjustments, and death benefits to plan members and beneficiaries. Benefit provisions are established by the Ohio State Legislature and by Chapter 742 of the Ohio Revised Code. The Fund issues a publicly available financial report that includes financial statements and required supplementary information for the Fund. That report may be obtained by writing to the Police and Firemen's Disability and Pension Fund of Ohio, 140 East Town Street, Columbus, Ohio 43215.

Police and firefighters are required to contribute 10% of their annual covered salary to fund pension obligations and the City of Huber Heights is required to contribute 12.5% for police and 17% for firefighters. Contributions are authorized by State statute. The City of Huber Heights' contributions to the Fund for police and firefighters were \$340,003 and \$394,319 for the year ended December 31, 1999, \$328,885 and \$384,208 for 1998, and \$309,298 and \$373,282 for 1997. The full amount has been contributed for 1998 and 1997. 71% and 70%, respectively, have been contributed for 1999 with the remainder being reported as a liability within the general long-term debt account group.

NOTE 12 - POSTEMPLOYMENT BENEFITS

Public Employees Retirement System

The Public Employees Retirement System of Ohio (PERS) provides postretirement health care coverage to age and service retirees with ten or more years of qualifying Ohio service credit and to primary survivor recipients of such retirees. Health care coverage for disability recipients is available. The health care coverage provided by the retirement system is considered an Other Postemployment Benefit (OPEB) as described in GASB Statement No. 12. A portion of each employer's contribution to PERS is set aside for the funding of postretirement health care based on authority granted by State statute. The 1999 employer contribution rate was 13.55% of covered payroll; 4.2% of each employer contribution will be used to fund health care.

For 1999, benefits are funded on a pay as you go basis. OPEB are financed through employer contributions and investment earnings. The contributions allocated to retiree health care, along with investment income on allocated assets and periodic adjustments in health care provisions, are expected to be sufficient to sustain the program indefinitely. During 1999, OPEB expenditures made by PERS were \$523,599,349. As of December 31, 1999, the unaudited estimated net assets available for future OPEB payments were \$9,870,285,641. At December 31, 1999, the total number of benefit recipients eligible for OPEB through PERS was 118,062. The City's actual contributions for 1999 which were used to fund OPEB were \$98,996.

CITY OF HUBER HEIGHTS, OHIO
NOTES TO THE GENERAL PURPOSE FINANCIAL STATEMENTS
FOR THE YEAR ENDED DECEMBER 31, 1999

NOTE 12 - POSTEMPLOYMENT BENEFITS (Continued)

Police and Firemen's Disability and Pension Fund

The Police and Firemen's Disability and Pension Fund (the "Fund") provides postretirement health care coverage to any person who receives or is eligible to receive a monthly benefit check or is a spouse or eligible dependent child of such person. An eligible dependent child is any child under the age of 18 whether or not the child is attending school or under the age of 22 if attending school full-time or on a 2/3 basis.

The health care coverage provided by the retirement system is considered an Other Postemployment Benefit as described in GASB Statement No. 12. The Ohio Revised Code provides the authority allowing the Police and Firemen's Disability and Pension Fund's board of trustees to provide health care coverage and states that health care cost paid from the Police and Firemen's Disability and Pension Fund shall be included in the employer's contribution rate. Health care funding and accounting is on a pay-as-you-go basis. The total police employer contribution is 19.5% of covered payroll and the total firefighter employer contribution rate is 24% of covered payroll, of which 7.0% of covered payroll is applied to the postemployment health care program. In addition, since July 1, 1992, most retirees have been required to contribute a portion of the cost of their health care coverage through a deduction from their monthly benefit payment.

The number of participants eligible to receive health care benefits as of December 31, 1998, (the latest information available) was 11,424 for police and 9,186 for firefighters. The City's actual contributions for 1999 that were used to fund postemployment benefits were \$190,402 for police and \$162,367 for fire. The Fund's total health care expenses for the year ended December 31, 1998, (the latest information available) were \$78,596,790.

NOTE 13 - OTHER EMPLOYEE BENEFITS

Deferred Compensation Plans

City employees and elected officials participate in a statewide deferred compensation plan or the Aetna deferred compensation plan. Both plans were created in accordance with Internal Revenue Code Section 457. Participation is on a voluntary payroll deduction basis. The plans permit deferral of compensation until future years. According to the plans, the deferred compensation is not available until termination, retirement, death or an unforeseeable emergency.

CITY OF HUBER HEIGHTS, OHIO
NOTES TO THE GENERAL PURPOSE FINANCIAL STATEMENTS
FOR THE YEAR ENDED DECEMBER 31, 1999

NOTE 14 - CONTRACTUAL COMMITMENTS

As of December 31, 1999, the City had contractual purchase commitments as follows:

Company	Project	Amount Remaining On Contract
Ohio Department of Transportation	Executive Boulevard	\$65,700
Brickler & Eckler, LLP	Executive Boulevard	15,000
Charles F. Jergens, Construction	Executive Boulevard	18,238
R.B. Jergens Contractors	Executive Boulevard	20,027
Coolidge, Wall, Woomsley, & Lombard & Company, LPA	Brandt Pike Phase V	5,000
University of Dayton	Troy West Neighborhood Empowerment Program	8,792
Double Jay Construction, Inc.	Troy West Neighborhood Empowerment Program	137,196
Game Time	Troy West Neighborhood Empowerment Program	9,966
Brickler and Eckler, LLP	Troy IV Construction	11,829
TDM Construction Company	Street Improvement Program	14,445
Butler Asphalt Company	Street Improvement Program	5,500
Civil Engineer	Troy V	10,223
Brickler and Eckler, LLP	Troy V	20,000
Dayton Power and Light	Chambersburg Road at High School	29,746
Civil Engineer	Troy IV	11,108
Laughlin and Scanlin Construction	Police Building Roof Improvement	8,860
TDM Construction Company	Street Capital	8,795
RA Miller Construction	Street Capital	6,073
John R Jurgenson Company	Street Capital	85,589
Charles F Jergens Construction Company	Coke Design/Construction	23,675
The Wagner Smith Company	Coke Design/Construction	38,965
Charles F Jergens Construction Company	I-70 Business Park	109,784
Brickler and Eckler, LLP	I-70 Business Park	8,250
Dayton Power and Light	Troy Pike Decorative Lighting	39,315
RB Jergens Construction	Commerce Park Access Road	8,247
RB Jergens Contractors	Old Troy Phase III	16,553

CITY OF HUBER HEIGHTS, OHIO
 NOTES TO THE GENERAL PURPOSE FINANCIAL STATEMENTS
 FOR THE YEAR ENDED DECEMBER 31, 1999

NOTE 15 - RISK MANAGEMENT

The City is exposed to various risks of loss related to torts; theft of, damage to, and destruction of assets; errors and omissions; injuries to employees and natural disasters.

The City pays an annual premium to Wickert Insurance Services. The types of coverage and the deductibles per occurrence are as follows:

Type of Coverage	Deductible
General Liability	\$0
Police Professional	0
Public Official	2,500
Automobile	1,000
Property Insurance	1,000/5,000 utilities
Miscellaneous and Computer	500
Boiler and Machinery	1,000/5,000 utilities

The City insures general, automobile, and police professional liability risks up to \$1,000,000 per claim, while public official's liability is up to \$2,000,000 per claim. Physical damage risks are insured by the City up to actual cash value of the scheduled property less the deductible listed for the class of property for each accident and location. All property risks, which include physical damage coverage on specialized-use vehicles (fire trucks and emergency vehicles), are fully insured through the City's private insurance carrier.

Starting in 1995, the City obtained separate insurance coverage for the water and sewer facility which was purchased in that year. In 1999, the City paid Royal Insurance for blanket building and personal property insurance with a deductible of \$5,000.

Settled claims have not exceeded this coverage in any of the past three years. There has been no material change in this coverage from the prior year.

The City pays the State Workers' Compensation System a premium based on a rate per \$100 of salaries. This rate is calculated based on accident history and administrative costs.

CITY OF HUBER HEIGHTS, OHIO
 NOTES TO THE GENERAL PURPOSE FINANCIAL STATEMENTS
 FOR THE YEAR ENDED DECEMBER 31, 1999

NOTE 15 - RISK MANAGEMENT (Continued)

The City allows employees to choose between an HMO or the City's self insured program for health care benefits. In addition to healthcare, the City also offers dental and optical insurance benefits through its self insured program. Each department receives appropriations to cover estimated claims and administrative fees. The medical plan reimburses the employee 50% of all covered costs for the first \$200 incurred during the plan year. Then, reimbursement increases to 90% of covered costs incurred up to \$2,000. Any covered costs incurred over that amount during any one plan year are covered 100%. The dental plan has a \$25 deductible and covers 80% of preventative care and 50% of all other dental work with a maximum benefit each year per person of \$1,000. The optical plan provides reimbursement of 50% of costs incurred up to \$200. A third party administrator, ACMG, Inc., located in Miamisburg, Ohio, reviews all claims which the City then pays. The City purchases stop-loss coverage of \$30,000 per employee, per year.

The claims liability of \$156,903 reported at December 31, 1999, as estimated by an analysis of claim payments, is based on the requirements of Governmental Accounting Standards Board Statement No. 10 which requires that a liability for unpaid claims cost be reported if information prior to the issuance of the financial statements indicates that it is probable that a liability has been incurred at the date of the financial statements and the amount of the loss can be reasonably estimated. The estimate was not affected by incremental claim adjustment expenses and does not include other allocated or unallocated claim adjustment expenses.

Changes in the funds' claims liability amount in 1998 and 1999 were:

	Balance at Beginning of Year	Current Year Claims	Claim Payments	Balance at End of Year
<u>General:</u>				
1998	\$7,012	\$178,498	\$178,621	\$6,889
1999	6,889	36,770	35,219	8,440
<u>Special Revenue:</u>				
1998	\$224,161	\$686,426	\$796,075	\$114,512
1999	114,512	585,999	552,048	148,463

CITY OF HUBER HEIGHTS, OHIO
 NOTES TO THE GENERAL PURPOSE FINANCIAL STATEMENTS
 FOR THE YEAR ENDED DECEMBER 31, 1999

NOTE 16 - LONG-TERM OBLIGATIONS

Changes in the City's general long-term obligations during 1999 were as follows:

	Balance at December 31, 1998	Increases	Decreases	Balance at December 31, 1999
Special Assessment Bonds:				
1987 - 6.50% - 9.25%				
Brandt Pike Phase I	\$106,461	\$0	\$34,067	\$72,394
1991 - 6.70%				
Old Troy Pike	365,000	0	20,000	345,000
1993 - 4.70%				
Taylorville Road	530,000	0	40,000	490,000
1995 - 5.75%				
Brandt Pike Phase IV	1,125,000	0	40,000	1,085,000
1995 - 5.80%				
Shull Road East and West	900,000	0	30,000	870,000
1996 - 5.70%				
Troy III	262,506	0	8,950	253,556
1996 - 5.70%				
North West Expansion	177,495	0	6,051	171,444
1997 - 5.45%				
Brandt Pike Phase V	450,000	0	15,000	435,000
1998 - 4.88% - 4.95%				
Old Troy Pike Phase IV	665,000	0	20,000	645,000
1999 - 5.30% - 5.38%				
Old Troy Pike Phase V	0	300,411	0	300,411
1999 - 5.30% - 5.38%				
Executive Boulevard	0	424,589	0	424,589
TOTAL - Special Assessment Bonds Payable	4,581,462	725,000	214,068	5,092,394
Voted General Obligation Bond:				
1991 - 6.45%				
Police Facility	1,880,000	0	100,000	1,780,000

CITY OF HUBER HEIGHTS, OHIO
NOTES TO THE GENERAL PURPOSE FINANCIAL STATEMENTS
FOR THE YEAR ENDED DECEMBER 31, 1999

NOTE 16 - LONG-TERM OBLIGATIONS (Continued)

	Balance at December 31, <u>1998</u>	<u>Increases</u>	<u>Decreases</u>	Balance at December 31, <u>1999</u>
Unvoted General Obligation				
Bonds:				
1987 - 6.50% - 9.25%				
Brandt Pike Phase I	\$18,537	\$0	\$5,932	\$12,605
1987 - 6.50% - 9.25%				
Brandt Pike Phase II and III	240,000	0	75,000	165,000
1987 - 6.50% - 9.25%				
Commerce Park	125,000	0	40,000	85,000
1987 - 6.50% - 9.25%				
State Route 4	150,000	0	45,000	105,000
1991 - 6.49%				
Brandt Pike Phase I	500,000	0	5,000	495,000
1991 - 6.49%				
Brandt Pike Phase II	955,000	0	5,000	950,000
1991 - 6.49%				
Commerce Park	95,000	0	0	95,000
1991 - 6.49%				
State Route 4	570,000	0	0	570,000
1991 - 6.49%				
City Hall	810,000	0	40,000	770,000
1991 - 6.63%				
Water Tank	435,000	0	20,000	415,000
1993 - 5.35%				
Fire Station Renovation	2,095,000	0	60,000	2,035,000
1993 - 5.35%				
Gas Tank Replacement	75,000	0	15,000	60,000
1994 - 5.45%				
Local Street	235,000	0	235,000	0

CITY OF HUBER HEIGHTS, OHIO
 NOTES TO THE GENERAL PURPOSE FINANCIAL STATEMENTS
 FOR THE YEAR ENDED DECEMBER 31, 1999

NOTE 16 - LONG-TERM OBLIGATIONS (Continued)

	Balance at December 31, 1998	Increases	Decreases	Balance at December 31, 1999
1995 - 5.80%				
Municipal Pool	\$100,000	\$0	\$10,000	\$90,000
1997 - 5.10% - 5.25%				
Street Improvement	1,965,000	0	80,000	1,885,000
1997 - 4.15% - 5.40%				
Court Bonds	1,625,000	0	30,000	1,595,000
TOTAL - Unvoted General Obligation Bonds Payable	<u>9,993,537</u>	<u>0</u>	<u>665,932</u>	<u>9,327,605</u>
Compensated Absences Payable	776,666	8,355	0	785,021
Due to Other Governments	<u>383,867</u>	<u>399,325</u>	<u>383,867</u>	<u>399,325</u>
Equipment/Vehicle Loans:				
1994 - 5.20%				
Vac All Loan	24,625	0	24,625	0
1997 - 4.95%				
Vehicle Loan	414,578	0	39,371	375,207
1999 - 4.10%				
Vehicles and Equipment	<u>0</u>	<u>333,500</u>	<u>52,450</u>	<u>281,050</u>
TOTAL - Equipment/Vehicle Loans	<u>439,203</u>	<u>333,500</u>	<u>116,446</u>	<u>656,257</u>
TOTAL - General Long-Term Obligations	<u>\$18,054,735</u>	<u>\$1,466,180</u>	<u>\$1,480,313</u>	<u>\$18,040,602</u>

The special assessment bond issues are backed by the full faith and credit of the City. In the event that an assessed property owner fails to make payments, the City will be required to pay the related debt.

All voted and unvoted general obligation bond issues will be paid through the General Obligation Bond Retirement Debt Service Fund with property tax revenues and transfers from the General Fund, Special Revenue Funds (Local Street Improvement, Parks and Recreation, State Highway, and Street Maintenance and Repair), Capital Projects Funds (Capital Improvement, Fire Capital Equipment, and Local Street Capital Improvement), and the Water Enterprise Fund.

CITY OF HUBER HEIGHTS, OHIO
NOTES TO THE GENERAL PURPOSE FINANCIAL STATEMENTS
FOR THE YEAR ENDED DECEMBER 31, 1999

NOTE 16 - LONG TERM OBLIGATIONS (Continued)

The loan rate on the 1997 vehicle loan was re-negotiated in 1999 from 5.55% to 4.95%. The City will realize interest savings of \$8,985 over the life of the loan.

Proceeds from sale of bonds during 1999 includes premiums of \$1,776.

Changes in the long-term obligations reported in the enterprise funds during 1999 were as follows:

	Balance at December 31, 1998	Increases	Decreases	Balance at December 31, 1999
Revenue Bonds Payable:				
Various - 1995 Water Acquisition	\$11,635,517	\$0	\$375,000	\$11,260,517
OWDA Loan Payable:				
3.85% - 1995 Sewer OWDA Loan	6,229,082	0	265,417	5,963,665
TOTAL - Enterprise Funds	\$17,864,599	\$0	\$640,417	\$17,224,182

The Water Fund's revenue bonds are paid from operating revenues of the water enterprise operation.

The water revenue bonds maturing on or after December 1, 2000, are subject to optional redemption at the direction of the City, in whole or in part in integral multiples of \$5,000 on any interest payment date, on or after December 1, 2000, or before December 1, 2007, at the redemption prices (expressed as a percentage of the principal amount to be redeemed) not to be greater than 103%, plus accrued interest on the redemption date. Bonds maturing in the years 2011 through 2025 were issued as capital appreciation bonds, which mature in the principal amounts on the dates and will bear interest compounded semiannually on June 1 and December 1 of each year beginning in 1996; at the compounding rates per year. The compounded interest on the capital appreciation bonds, which is shown as accrued interest payable, is payable at maturity.

The City covenants that it will at all times prescribe and charge such rates and restrict operating and maintenance expenses so net revenue (including non-operating revenues and transfers) available for debt service will be no less than 115% of the aggregate amount of principal and interest requirements on the bonds during such year.

The OWDA loans payable represents amounts borrowed from the Ohio Water Development Authority for the acquisition of the sewer system, part of the Sewer Enterprise Fund. The loans will be paid from Sewer Enterprise Fund revenue.

CITY OF HUBER HEIGHTS, OHIO
 NOTES TO THE GENERAL PURPOSE FINANCIAL STATEMENTS
 FOR THE YEAR ENDED DECEMBER 31, 1999

NOTE 16 - LONG-TERM OBLIGATIONS (Continued)

As of December 31, 1999, the City's overall legal debt margin (the ability to issue additional amounts of general obligation bonded debt) was \$40,543,918, and the unvoted legal debt margin was \$17,689,584. Principal and interest requirements to retire the City's long-term obligations outstanding at December 31, 1999, were as follows:

Year	Special Assessment Bonds	General Obligation Bonds	Equipment/ Vehicle Loans	Revenue Bonds	OWDA Loans	Total
2000	\$528,054	\$1,247,633	\$180,145	\$766,133	\$502,707	\$3,224,672
2001	532,759	1,245,352	180,145	788,093	502,707	3,249,056
2002	483,718	1,282,944	120,432	807,843	502,707	3,197,644
2003	491,195	1,282,232	60,718	825,303	502,707	3,162,155
2004	502,474	1,253,497	60,718	845,393	502,707	3,164,789
2005-2009	2,390,179	5,816,828	151,795	4,533,291	2,513,535	15,405,628
2010-2014	2,013,026	3,204,572	0	5,025,783	2,513,535	12,756,916
2015-2019	901,814	1,165,978	0	5,525,000	502,707	8,095,499
2020-2024	0	0	0	6,025,000	0	6,025,000
2025	0	0	0	1,265,000	0	1,265,000
Total	<u>\$7,843,219</u>	<u>\$16,499,036</u>	<u>\$753,953</u>	<u>\$26,406,839</u>	<u>\$8,043,312</u>	<u>\$59,546,359</u>

The City issued industrial development revenue bonds during 1999 for the acquisition of land, construction of a manufacturing facility, and acquisition of capital equipment used by a private corporation. The principal amount outstanding on the bonds at December 31, 1999, was \$8,000,000. The bonds do not constitute a debt or pledge of the faith and credit of the City and will not be secured by an obligation or pledge of any moneys raised by taxation. The City is not obligated in any way to pay debt charges on the bond from any of its funds, and therefore it has been excluded entirely from the City's debt presentation. There has not been and is not any condition of default under the bond or the related financing documents.

The City issued a hospital revenue bond in 1989 with the principal amount of \$2,435,000 outstanding at December 31, 1999. The proceeds of the bond do not constitute a general obligation, debt or bonded indebtedness of the City. Neither is the full faith and credit or taxing power of the City pledged to make repayment.

CITY OF HUBER HEIGHTS, OHIO
 NOTES TO THE GENERAL PURPOSE FINANCIAL STATEMENTS
 FOR THE YEAR ENDED DECEMBER 31, 1999

NOTE 17 - SHORT-TERM OBLIGATIONS

A summary of the short-term note transactions for the year ended December 31, 1999, follows:

<u>Fund Type/Fund/Issue</u>	<u>Balance at December 31, 1998</u>	<u>Increases</u>	<u>Decreases</u>	<u>Balance at December 1999</u>
Special Assessment Notes:				
Capital Projects Funds:				
Economic Development/Government				
3.13% - Executive Blvd/Brandt Pike	\$819,000	\$733,271	\$1,552,271	\$0
4.25% - I-70 Business Park	0	726,000	0	726,000
Total Economic Development/Government	819,000	1,459,271	1,552,271	726,000
Equity Improvement Fund				
	819,000	1,459,271	1,552,271	726,000
Issue II Fund				
3.74% - Old Troy Pike Phase IV	904,000	0	904,000	0
3.13% - Executive Blvd	0	1,002,729	1,002,729	0
Total Issue II Fund	904,000	1,002,729	1,906,729	0
Total Special Assessment Notes	\$1,723,000	\$2,462,000	\$3,459,000	\$726,000

The notes outstanding at December 31, 1999, are bond anticipation notes and will be refinanced annually until long-term special assessment bonds are issued. They are backed by the full faith and credit of the City and mature within one year.

NOTE 18 - INTERFUND ASSETS/LIABILITIES

Individual interfund receivable and payable balances at December 31, 1999, were as follows:

<u>Fund</u>	<u>Advances to Other Funds</u>	<u>Advances from Other Funds</u>	<u>Interfund Receivable</u>	<u>Interfund Payable</u>
General Fund	\$1,507,018	\$0	\$1,698,491	\$0
Special Revenue Funds:				
Community Development Block Grant	0	0	0	695,107
Storm Water Management	0	0	0	32,000
Violence Against Women Grant	0	0	0	4,675

CITY OF HUBER HEIGHTS, OHIO
NOTES TO THE GENERAL PURPOSE FINANCIAL STATEMENTS
FOR THE YEAR ENDED DECEMBER 31, 1999

NOTE 18 - INTERFUND ASSETS/LIABILITIES (Continued)

Fund	Advances to Other Funds	Advances from Other Funds	Interfund Receivable	Interfund Payable
Capital Projects Funds:				
Capital Improvement	\$0	\$0	\$0	\$966,709
Local Street Capital Improvement	0	548,000	0	0
Enterprise Funds:				
Sewer	0	288,426	0	0
Water	0	670,592	0	0
Total All Funds	<u>\$1,507,018</u>	<u>\$1,507,018</u>	<u>\$1,698,491</u>	<u>\$1,698,491</u>

NOTE 19 - SEGMENT INFORMATION

The City's enterprise funds account for the provision of water and sewer services. Key financial information as of and for the year ended December 31, 1999, for each enterprise fund is as follows:

	Sewer Fund	Water Fund	Total
Operating Revenues	\$2,816,400	\$2,539,848	\$5,356,248
Depreciation Expense	189,738	269,964	459,702
Operating Income	504,247	672,073	1,176,320
Interest Income	44,019	200,355	244,374
Interest and Fiscal Charges	(232,181)	(689,833)	(922,014)
Return on Investment in Joint Venture	358,679	0	358,679
Gain on Sale of Fixed Assets	0	1,249	1,249
Loss on Sale of Fixed Assets	(1,686)	0	(1,686)
Grants	0	18,189	18,189
Operating Transfers - In	0	49,999	49,999
Operating Transfers - Out	0	(98,819)	(98,819)
Net Income	673,078	153,213	826,291
Current Contributed Capital	138,772	122,056	260,828
Fixed Asset Deletions	(4,046)	(6,602)	(10,648)
Net Working Capital	730,354	739,879	1,470,233
Total Assets	20,296,113	16,963,368	37,259,481
Revenue Bonds Payable	0	11,260,517	11,260,517
OWDA Loan Payable	5,963,665	0	5,963,665
Total Equity	13,700,234	3,651,057	17,351,291
Total Encumbrances	379,738	307,304	687,042

CITY OF HUBER HEIGHTS, OHIO
 NOTES TO THE GENERAL PURPOSE FINANCIAL STATEMENTS
 FOR THE YEAR ENDED DECEMBER 31, 1999

NOTE 20 - CONTRIBUTED CAPITAL

During 1999, the Capital Projects Funds purchased assets for the Sewer and Water Enterprise Funds which were contributed to those enterprise funds. The amounts representing contributed capital at December 31, 1999, are as follows:

	Sewer Fund	Water Fund	Total
Value of Fixed Assets Contributed During 1999	\$138,772	\$122,056	\$260,828
Contributed Capital January 1, 1999	12,510,817	3,647,566	16,158,383
Contributed Capital December 31, 1999	<u>\$12,649,589</u>	<u>\$3,769,622</u>	<u>\$16,419,211</u>

NOTE 21 - JOINT VENTURE

Prior to June of 1996, the Miami Conservancy District provided the Cities of Huber Heights, Vandalia, and Tipp City with wastewater treatment services. The Miami Conservancy District expressed the intent to no longer provide these services to the cities and gave them the option to acquire and operate the facility. In order to do so, the three cities established the Tri-Cities North Regional Wastewater Authority (Tri-Cities). In June of 1996, the Miami Conservancy District deeded the wastewater facility and all of the assets associated with the facility to the joint venture at no cost to the joint venture.

Tri-Cities is a joint venture among the cities of Huber Heights, Vandalia, and Tipp City. Tri-Cities is governed by a management board consisting of the city managers of the three cities. The board has complete authority over all aspects of the operation. Tri-Cities supplies all participating residents of the member cities with sewer services. Each city owns the sewage lines located in its city and bills its residents for usage. Continued existence of Tri-Cities is dependent on the City's continued participation, and the City does have an equity interest. The percentage of equity interest for each City is based on annual usage and is adjusted each year accordingly. The City of Huber Heights' percentage of usage was higher in 1999, therefore, their equity interest in the joint venture increased for 1999. The City's equity interest is \$10,447,679 which represents 54.33% of the total equity in Tri-Cities. Tri-Cities is not accumulating significant financial resources or experiencing fiscal stress which would cause additional financial benefit to or burden on the City. The City of Huber Heights was party to several transactions during 1999 involving Tri-Cities for services provided to the City by Tri-Cities. These amounts are reflected on the City's financial statements on a GAAP basis in the amount of \$1,572,751. Complete financial statements can be obtained from the fiscal agent by writing to Tri-Cities North Regional Wastewater Authority, c/o The City of Vandalia, 333 J. E. Bohanan Drive, Vandalia, Ohio 45377.

CITY OF HUBER HEIGHTS, OHIO
NOTES TO THE GENERAL PURPOSE FINANCIAL STATEMENTS
FOR THE YEAR ENDED DECEMBER 31, 1999

NOTE 22 - JOINTLY GOVERNED ORGANIZATIONS

The Miami Valley Regional Planning Commission (the Commission) is a jointly governed organization between Preble, Clark, Clinton, Darke, Greene, Miami, and Montgomery Counties, the City of Dayton and the City of Huber Heights. The Commission prepares plans, including studies, maps, recommendations, and reports concerning the physical, environmental, social, economic, and governmental characteristics, functions, and services of the region. These reports show recommendations for systems of transportation, highways, parks and recreational facilities, water supply, sewage disposal, garbage disposal, civic centers, and other public improvements and land uses which affect the development of the region. The degree of control exercised by any participating government is limited to its representation on the Board. Members of the Board are as follows: the officers of the Commission (elected by member representatives), the immediate past Chair of the Commission, the Commission member representing the City of Dayton, the Commission member representing each of the respective member counties, the representatives selected by each county caucus, a nongovernmental member, and two at-large representatives. Payments to the Commission are made from the General Fund. The City contributed \$17,800 for the operation of the Commission during 1999. Financial information can be obtained from Nora Lake, Executive Director, at 40 West Fourth Street, Dayton, Ohio 45402.

The Miami Valley Fire/EMS Alliance (the Alliance) is a jointly governed organization between municipal corporations and townships in Montgomery, Greene and Warren Counties. The purpose of the Alliance is to foster cooperation among the political subdivisions by promoting programs and recommending matters which will result in more efficient methods of delivering fire and emergency medical services in the region. The Board of the Alliance is made up of a representative appointed by the City of Dayton, a representative appointed by the members who are provided Fire/EMS Services by volunteers, two representatives appointed by the members who are provided Fire/EMS Services by a combination of full time employees and volunteers, and a representative appointed by the members who are provided Fire/EMS Services by full time employees. Payments to the Alliance are made from the Fire Special Revenue Fund. The City contributed \$9,157 for the operation of the Alliance during 1999. Financial information can be obtained from Glenn Alexander, Director, at 444 West Third Street, Suite 13-204, Dayton, Ohio 45402.

The Economic Development/Government Equity (ED/GE) Program was established pursuant to Ohio Revised Code Chapter 307 for the purpose of developing and promoting plans and programs designed to assure that County resources are efficiently used, economic growth is properly balanced, and that County economic development is coordinated with that of the State of Ohio and other local governments. Members include villages, townships, and cities within Montgomery County, and Montgomery County itself. Cooperation and coordination between the members is intended to promote economic health and improve the economic opportunities of the people in Montgomery County by assisting in the establishment or expansion within the County of industrial, commercial or research facilities and by creating and preserving job and employment opportunities for the people of the County.

CITY OF HUBER HEIGHTS, OHIO
NOTES TO THE GENERAL PURPOSE FINANCIAL STATEMENTS
FOR THE YEAR ENDED DECEMBER 31, 1999

NOTE 22 - JOINTLY GOVERNED ORGANIZATIONS (Continued)

The ED/GE Advisory Committee, made up of alternating member entities' representatives, decides which proposed projects will be granted each year. Sales tax revenues, set aside by Montgomery County, are used to fund the projects. Members annually contribute to or receive benefits based on an elaborate zero-based formula designed to distribute growth in contributing communities to those communities experiencing less economic growth. The City has agreed to be a member for nine years, ending December 31, 2001. Any member in default of paying its contributions will be liable for the amount of the contribution, any interest accrued, and penalties. During this time, the member will not be entitled to any allocations from ED/GE. Payments to ED/GE are made from the General Fund. The City contributed \$116,339 for the operation of ED/GE during 1999. Financial information can be obtained from Linda Gum, Administrative Assistant, at 451 West Third Street, Dayton, Ohio 45422.

NOTE 23 - CONTINGENT LIABILITIES

Litigation

The City is party to legal proceedings. The City is of the opinion that ultimate disposition of claims will not have a material effect, if any, on the financial condition of the City.

Grants

For the period January 1, 1999, to December 31, 1999, the City received federal and state grants for specific purposes that are subject to review and audit by grantor agencies or their designee. Such audits could lead to a request for reimbursement to the grantor agency for expenditures disallowed under the terms of the grant. Based on prior experience, the City believes such disallowance, if any, would be immaterial.

NOTE 24 - SUBSEQUENT EVENTS

On February 16, 2000, the City took out a loan from Bank One in the amount of \$486,921 for twelve police cars, one administration car, one truck for Parks and Recreation, one dump truck and one tractor for the Streets Department, and some computer equipment. The interest rate on the loan is 5.24%. The loan is payable in six semi-annual installments of \$88,750 with the final payment due February 22, 2003.

On April 24, 2000, the City authorized the sale of a one year note not to exceed \$1,600,000 for Executive Boulevard Phase III roadway improvements. The note sale will occur sometime in May 2000.

FINANCIAL STATEMENTS AND SCHEDULES
OF INDIVIDUAL
FUNDS AND ACCOUNT GROUPS

GENERAL FUND

To account for government resources which are not required to be accounted for in any other fund. The general fund balance is available to the City for any purpose provided it is expended or transferred according to the charter and/or the general laws of Ohio.

CITY OF HUBER HEIGHTS, OHIO
 SCHEDULE OF REVENUES, EXPENDITURES, AND
 CHANGES IN FUND BALANCE - BUDGET AND ACTUAL
 GENERAL FUND
 BUDGET BASIS
 FOR THE YEAR ENDED DECEMBER 31, 1999

	REVISED BUDGET	ACTUAL	VARIANCE FAVORABLE (UNFAVORABLE)
Revenues:			
Municipal Income Taxes	\$4,802,033	\$4,802,033	\$0
Property and Other Taxes	771,986	771,986	0
Intergovernmental	1,347,149	1,347,149	0
Special Assessments	13,423	13,423	0
Charges for Services	13,873	13,873	0
Fines, Licenses and Permits	330,136	339,666	9,530
Interest	672,172	671,450	(722)
Rent	70,122	70,122	0
Other	44,575	44,575	0
Total Revenues	8,065,469	8,074,277	8,808
Expenditures:			
Current:			
Security of Persons and Property			
Dispatch			
Personal Services	542,564	489,228	53,336
Operations and Maintenance	50,251	49,818	433
Capital Outlay	2,225	2,159	66
Total Dispatch	595,040	541,205	53,835
General Lighting			
Operations and Maintenance	71,260	71,259	1
Total General Lighting	71,260	71,259	1
Total Security of Persons and Property	666,300	612,464	53,836
Community Environment			
Engineering, Zoning and Planning			
Personal Services	582,111	564,839	17,272
Operations and Maintenance	282,258	270,820	11,438
Capital Outlay	47,027	45,229	1,798
Total Engineering, Zoning and Planning	911,396	880,888	30,508
Total Community Environment	911,396	880,888	30,508

(Continued)

CITY OF HUBER HEIGHTS, OHIO
SCHEDULE OF REVENUES, EXPENDITURES, AND
CHANGES IN FUND BALANCE - BUDGET AND ACTUAL
GENERAL FUND
BUDGET BASIS
FOR THE YEAR ENDED DECEMBER 31, 1999
(Continued)

	<u>REVISED BUDGET</u>	<u>ACTUAL</u>	<u>VARIANCE FAVORABLE (UNFAVORABLE)</u>
General Government			
Central Services			
Personal Services	\$44,301	\$36,731	\$7,570
Operations and Maintenance	790,581	728,487	62,094
Capital Outlay	50,711	49,614	1,097
Total Central Services	885,593	814,832	70,761
Mayor			
Personal Services	9,068	9,067	1
Operations and Maintenance	10,880	9,749	1,131
Total Mayor	19,948	18,816	1,132
Council			
Personal Services	116,085	102,170	13,915
Operations and Maintenance	24,215	18,251	5,964
Capital Outlay	2,606	1,766	840
Total Council	142,906	122,187	20,719
Management Office			
Personal Services	365,662	352,748	12,914
Operations and Maintenance	11,548	11,152	396
Capital Outlay	500	500	0
Total Management Office	377,710	364,400	13,310
Finance			
Personal Services	202,936	183,740	19,196
Operations and Maintenance	125,001	108,263	16,738
Capital Outlay	29,853	28,903	950
Total Finance	357,790	320,906	36,884
Legal			
Operations and Maintenance	321,393	321,393	0
Total Legal	321,393	321,393	0

(Continued)

CITY OF HUBER HEIGHTS, OHIO
SCHEDULE OF REVENUES, EXPENDITURES, AND
CHANGES IN FUND BALANCE - BUDGET AND ACTUAL
GENERAL FUND
BUDGET BASIS
FOR THE YEAR ENDED DECEMBER 31, 1999
(Continued)

	REVISED BUDGET	ACTUAL	VARIANCE FAVORABLE (UNFAVORABLE)
Court Facility			
Personal Services	\$10,447	\$10,315	\$132
Operations and Maintenance	69,729	65,379	4,350
Capital Outlay	1,809	1,676	133
Total Court Facility	81,985	77,370	4,615
Total General Government	2,187,325	2,039,904	147,421
Debt Service:			
Principal Retirement	7,828	5,035	2,793
Interest and Fiscal Charges	1,050	697	353
Total Expenditures	3,773,899	3,538,988	234,911
Excess of Revenues Over Expenditures	4,291,570	4,535,289	243,719
Other Financing Sources (Uses):			
Proceeds of Loan	32,024	32,024	0
Proceeds from Sale of Fixed Assets	322	322	0
Advances - In	2,423,454	2,423,454	0
Advances - Out	(2,099,300)	(2,099,300)	0
Operating Transfers - In	22,750	22,750	0
Operating Transfers - Out	(5,543,550)	(5,543,550)	0
Total Other Financing Sources (Uses)	(5,164,300)	(5,164,300)	0
Excess of Revenues and Other Financing Sources Under Expenditures and Other Financing Uses	(872,730)	(629,011)	243,719
Fund Balance at Beginning of Year	5,035,161	5,035,161	0
Prior Year Encumbrances Appropriated	321,835	321,835	0
Fund Balance at End of Year	\$4,484,266	\$4,727,985	\$243,719

SPECIAL REVENUE FUNDS

To account for the proceeds of specific revenue sources (other than for major capital projects) that are legally restricted to expenditures for specific purposes.

City Motor Vehicle License Permissive Tax

To account for permissive license tax received from the State to finance various street repair projects.

Commercial Center Study Grant

To account for monies received through the Economic Development/Government Equity Improvement program. The monies will be used to perform a study to focus on the best use of strip centers in eight Montgomery County jurisdictions.

Community Development Block Grant

To account for monies received from the federal government under the Community Development Block Grant Programs.

County Motor Vehicle Permissive Tax

To account for permissive license tax levied by Montgomery County. Expenditures include planning, constructing, improving, maintaining, and repairing roads, streets and bridges.

Drug Law Enforcement

To account for fines and costs collected for felonious drug trafficking convictions. This money may be used in any drug law enforcement activity.

Fire

To account for voted tax millage and miscellaneous revenue to finance the fire department operation.

Law Enforcement

To account for the fines generated from the prosecution of those in possession of contraband and the proceeds gained from the sale of confiscated contraband. This money may be spent for any law enforcement activity.

Lighting District

To account for special assessments to provide street lighting within the City.

Local Street Improvement

To account for miscellaneous revenue and for a portion of City income tax which, beginning in 1994, is to be used for local street repairs.

Parks and Recreation

To account for fees and other charges paid by the participants of recreation programs to cover the cost of the various programs.

Police

To account for voted tax millage to finance the police department operation and for a portion of City income tax which, beginning in 1994, is to be used for police department operation.

(Continued)

SPECIAL REVENUE FUNDS
(Continued)

State Highway

To account for gasoline tax and motor vehicle license fees received from the County and State for routine maintenance of state highways within the City.

Storm Water Management

To account for monies received from Montgomery County to be used to fund improvements to the City's green space and water course, thereby maintaining the City's creeks.

Street Maintenance and Repair

To account for that portion of the state gasoline tax and motor vehicle registration fees designated for maintenance and repair of certain streets within the City.

Violence Against Women Grant

To account for monies received through the Office of Criminal Justice Services to assist States and other units of local government to develop and strengthen effective law enforcement and prosecution strategies to combat violent crimes against women and to develop and strengthen victim services in cases involving violent crimes against women.

CITY OF HUBER HEIGHTS, OHIO
 COMBINING BALANCE SHEET
 ALL SPECIAL REVENUE FUNDS
 DECEMBER 31, 1999

	CITY MOTOR VEHICLE LICENSE PERMISSIVE TAX	COMMERCIAL CENTER STUDY GRANT	COMMUNITY DEVELOPMENT BLOCK GRANT
Assets:			
Equity in Pooled Cash and Cash Equivalents	\$141,733	\$325	\$618,265
Receivables:			
Property and Other Taxes	0	0	0
Municipal Income Taxes	0	0	0
Accounts	0	0	0
Special Assessments	0	0	0
Due from Other Governments	11,879	0	163,611
Prepaid Items	0	0	0
Supplies Inventory	0	0	0
Total Assets	\$153,612	\$325	\$781,876
Liabilities:			
Accounts Payable	\$0	\$0	\$12,649
Contracts Payable	0	0	44,934
Contracts Payable Retainage	0	0	38,583
Accrued Salaries Payable	0	0	0
Due to Other Governments	0	0	0
Interfund Payable	0	0	695,107
Deferred Revenue	0	0	0
Compensated Absences Payable	0	0	0
Claims Payable	0	0	0
Total Liabilities	0	0	791,273
Fund Equity:			
Fund Balance:			
Reserved for Encumbrances	0	0	110,435
Reserved for Supplies Inventory	0	0	0
Unreserved (Deficit)	153,612	325	(119,832)
Total Fund Equity (Deficit)	153,612	325	(9,397)
Total Liabilities and Fund Equity	\$153,612	\$325	\$781,876

COUNTY MOTOR VEHICLE PERMISSIVE TAX	DRUG LAW ENFORCEMENT	FIRE	LAW ENFORCEMENT	LIGHTING DISTRICT
\$19,627	\$13,435	\$1,036,182	\$1,983	\$197,505
0	0	999,369	0	0
0	0	0	0	0
0	0	16,373	0	0
0	0	0	0	757,257
5,940	480	0	0	0
0	0	1,907	0	0
0	0	1,974	0	0
<u>\$25,567</u>	<u>\$13,915</u>	<u>\$2,055,805</u>	<u>\$1,983</u>	<u>\$954,762</u>
\$0	\$0	\$54,734	\$566	\$26,000
0	0	0	0	0
0	0	0	0	0
0	0	95,285	0	192
0	0	33,678	0	0
0	0	0	0	0
0	270	1,007,046	0	757,257
0	0	12,503	0	15
0	0	85,159	0	0
0	270	1,288,405	566	783,464
0	325	241,421	0	88,917
0	0	1,974	0	0
25,567	13,320	524,005	1,417	82,381
25,567	13,645	767,400	1,417	171,298
<u>\$25,567</u>	<u>\$13,915</u>	<u>\$2,055,805</u>	<u>\$1,983</u>	<u>\$954,762</u>

(Continued)

CITY OF HUBER HEIGHTS, OHIO
 COMBINING BALANCE SHEET
 ALL SPECIAL REVENUE FUNDS
 DECEMBER 31, 1999
 (Continued)

	<u>LOCAL STREET IMPROVEMENT</u>	<u>PARKS AND RECREATION</u>	<u>POLICE</u>
Assets:			
Equity in Pooled Cash and Cash Equivalents	\$432,207	\$184,978	\$1,813,760
Receivables:			
Property and Other Taxes	0	0	1,202,325
Municipal Income Taxes	165,642	0	332,391
Accounts	147	0	21,826
Special Assessments	0	0	0
Due from Other Governments	0	0	0
Prepaid Items	476	261	3,464
Supplies Inventory	38,652	1,063	20,488
Total Assets	<u>\$637,124</u>	<u>\$186,302</u>	<u>\$3,394,254</u>
Liabilities:			
Accounts Payable	\$40,615	\$4,822	\$30,263
Contracts Payable	0	0	0
Contracts Payable Retainage	0	0	0
Accrued Salaries Payable	19,488	2,105	133,127
Due to Other Governments	2,090	1,108	34,888
Interfund Payable	0	0	0
Deferred Revenue	43,956	0	1,291,366
Compensated Absences Payable	3,148	80	23,550
Claims Payable	0	0	38,302
Total Liabilities	<u>109,297</u>	<u>8,115</u>	<u>1,551,496</u>
Fund Equity:			
Fund Balance:			
Reserved for Encumbrances	25,759	29,196	392,873
Reserved for Supplies Inventory	38,652	1,063	20,488
Unreserved (Deficit)	463,416	147,928	1,429,397
Total Fund Equity (Deficit)	<u>527,827</u>	<u>178,187</u>	<u>1,842,758</u>
Total Liabilities and Fund Equity	<u>\$637,124</u>	<u>\$186,302</u>	<u>\$3,394,254</u>

<u>STATE HIGHWAY</u>	<u>STORM WATER MANAGEMENT</u>	<u>STREET MAINTENANCE AND REPAIR</u>	<u>VIOLENCE AGAINST WOMEN GRANT</u>	<u>TOTAL</u>
\$40,900	\$27,511	\$541,732	\$4,834	\$5,074,977
0	0	0	0	2,201,694
0	0	0	0	498,033
0	0	2,359	0	40,705
0	0	0	0	757,257
5,571	0	68,712	0	256,193
0	0	0	0	6,108
0	0	39,469	0	101,646
<u>\$46,471</u>	<u>\$27,511</u>	<u>\$652,272</u>	<u>\$4,834</u>	<u>\$8,936,613</u>
\$3,556	\$0	\$18,431	\$0	\$191,636
0	0	0	0	44,934
0	0	0	0	38,583
0	0	8,490	0	258,687
0	0	7,478	0	79,242
0	32,000	0	4,675	731,782
0	0	2,359	0	3,102,254
0	0	851	0	40,147
0	0	25,002	0	148,463
<u>3,556</u>	<u>32,000</u>	<u>62,611</u>	<u>4,675</u>	<u>4,635,728</u>
302	0	90,671	0	979,899
0	0	39,469	0	101,646
42,613	(4,489)	459,521	159	3,219,340
<u>42,915</u>	<u>(4,489)</u>	<u>589,661</u>	<u>159</u>	<u>4,300,885</u>
<u>\$46,471</u>	<u>\$27,511</u>	<u>\$652,272</u>	<u>\$4,834</u>	<u>\$8,936,613</u>

CITY OF HUBER HEIGHTS, OHIO
 COMBINING STATEMENT OF REVENUES, EXPENDITURES, AND
 CHANGES IN FUND BALANCES
 ALL SPECIAL REVENUE FUNDS
 FOR THE YEAR ENDED DECEMBER 31, 1999

	CITY MOTOR VEHICLE LICENSE PERMISSIVE TAX	COMMERCIAL CENTER STUDY GRANT	COMMUNITY DEVELOPMENT BLOCK GRANT
Revenues:			
Municipal Income Taxes	\$0	\$0	\$0
Property and Other Taxes	0	0	0
Intergovernmental	169,458	3,125	552,951
Special Assessments	0	0	0
Charges for Services	0	0	0
Fines, Licenses and Permits	0	0	0
Interest	0	0	0
Other	0	4,033	0
Total Revenues	<u>169,458</u>	<u>7,158</u>	<u>552,951</u>
Expenditures:			
Current:			
Security of Persons and Property	0	0	0
Leisure Time Activities	0	0	0
Community Environment	0	9,701	0
Transportation	0	0	0
General Government	0	0	469,434
Capital Outlay	0	0	96,166
Debt Service:			
Principal Retirement	0	0	0
Interest and Fiscal Charges	0	0	0
Total Expenditures	<u>0</u>	<u>9,701</u>	<u>565,600</u>
Excess of Revenues Over (Under) Expenditures	<u>169,458</u>	<u>(2,543)</u>	<u>(12,649)</u>
Other Financing Sources (Uses):			
Proceeds of Loan	0	0	0
Proceeds from Sale of Fixed Assets	0	0	0
Operating Transfers - In	0	0	0
Operating Transfers - Out	(173,000)	0	0
Total Other Financing Sources (Uses)	<u>(173,000)</u>	<u>0</u>	<u>0</u>
Excess of Revenues and Other Financing Sources Over (Under) Expenditures and Other Financing Uses	<u>(3,542)</u>	<u>(2,543)</u>	<u>(12,649)</u>
Fund Balances (Deficit) at Beginning of Year	157,154	2,868	3,252
Increase (Decrease) in Reserve for Supplies Inventory	0	0	0
Fund Balances (Deficit) at Year End	<u>\$153,612</u>	<u>\$325</u>	<u>(\$9,397)</u>

COUNTY MOTOR VEHICLE PERMISSIVE TAX	DRUG LAW ENFORCEMENT	FIRE	LAW ENFORCEMENT	LIGHTING DISTRICT
\$0	\$0	\$0	\$0	\$0
0	0	981,897	0	0
85,659	0	100,069	0	0
0	0	0	0	378,588
0	0	0	0	0
0	10,456	0	0	0
0	0	0	0	0
0	0	79,084	0	0
<u>85,659</u>	<u>10,456</u>	<u>1,161,050</u>	<u>0</u>	<u>378,588</u>
0	16,785	3,713,398	2,690	396,225
0	0	0	0	0
0	0	0	0	0
0	0	0	0	0
0	0	0	0	0
0	0	0	0	0
0	0	0	0	0
<u>0</u>	<u>16,785</u>	<u>3,713,398</u>	<u>2,690</u>	<u>396,225</u>
85,659	(6,329)	(2,552,348)	(2,690)	(17,637)
0	0	0	0	0
0	0	26,268	0	0
478	0	2,600,000	0	0
(80,000)	(2,489)	0	0	0
<u>(79,522)</u>	<u>(2,489)</u>	<u>2,626,268</u>	<u>0</u>	<u>0</u>
6,137	(8,818)	73,920	(2,690)	(17,637)
19,430	22,463	691,701	4,107	188,935
0	0	1,779	0	0
<u>\$25,567</u>	<u>\$13,645</u>	<u>\$767,400</u>	<u>\$1,417</u>	<u>\$171,298</u>

(Continued)

CITY OF HUBER HEIGHTS, OHIO
 COMBINING STATEMENT OF REVENUES, EXPENDITURES, AND
 CHANGES IN FUND BALANCES
 ALL SPECIAL REVENUE FUNDS
 FOR THE YEAR ENDED DECEMBER 31, 1999
 (Continued)

	<u>LOCAL STREET IMPROVEMENT</u>	<u>PARKS AND RECREATION</u>	<u>POLICE</u>
Revenues:			
Municipal Income Taxes	\$1,226,673	\$0	\$2,162,203
Property and Other Taxes	0	0	1,177,469
Intergovernmental	12,375	0	118,921
Special Assessments	0	0	0
Charges for Services	0	67,420	26,872
Fines, Licenses and Permits	0	0	2,448
Interest	4,724	0	4,177
Other	8,889	630	159,921
Total Revenues	<u>1,252,661</u>	<u>68,050</u>	<u>3,652,011</u>
Expenditures:			
Current:			
Security of Persons and Property	0	0	4,515,681
Leisure Time Activities	0	259,605	0
Community Environment	0	0	0
Transportation	841,004	0	0
General Government	0	0	0
Capital Outlay	0	0	0
Debt Service:			
Principal Retirement	25,166	0	22,249
Interest and Fiscal Charges	3,485	0	3,081
Total Expenditures	<u>869,655</u>	<u>259,605</u>	<u>4,541,011</u>
Excess of Revenues Over (Under) Expenditures	<u>383,006</u>	<u>(191,555)</u>	<u>(889,000)</u>
Other Financing Sources (Uses):			
Proceeds of Loan	160,000	0	141,476
Proceeds from Sale of Fixed Assets	16,576	73	0
Operating Transfers - In	0	250,000	1,200,000
Operating Transfers - Out	(429,999)	(17,000)	0
Total Other Financing Sources (Uses)	<u>(253,423)</u>	<u>233,073</u>	<u>1,341,476</u>
Excess of Revenues and Other Financing Sources Over (Under) Expenditures and Other Financing Uses	129,583	41,518	452,476
Fund Balances (Deficit) at Beginning of Year	388,325	136,053	1,382,875
Increase (Decrease) in Reserve for Supplies Inventory	9,919	616	7,407
Fund Balances (Deficit) at Year End	<u>\$527,827</u>	<u>\$178,187</u>	<u>\$1,842,758</u>

<u>STATE HIGHWAY</u>	<u>STORM WATER MANAGEMENT</u>	<u>STREET MAINTENANCE AND REPAIR</u>	<u>VIOLENCE AGAINST WOMEN GRANT</u>	<u>TOTAL</u>
\$0	\$0	\$0	\$0	\$3,388,876
0	0	0	0	2,159,366
76,329	0	941,404	0	2,060,291
0	0	0	0	378,588
0	0	0	0	94,292
0	0	0	0	12,904
2,571	0	27,390	0	38,862
0	24,056	2,339	0	278,952
<u>78,900</u>	<u>24,056</u>	<u>971,133</u>	<u>0</u>	<u>8,412,131</u>
0	0	0	0	8,644,779
0	0	0	0	259,605
0	0	0	0	9,701
43,216	0	661,163	0	1,545,383
0	0	0	0	469,434
0	0	0	0	96,166
0	0	24,625	0	72,040
0	0	964	0	7,530
<u>43,216</u>	<u>0</u>	<u>686,752</u>	<u>0</u>	<u>11,104,638</u>
<u>35,684</u>	<u>24,056</u>	<u>284,381</u>	<u>0</u>	<u>(2,692,507)</u>
0	0	0	0	301,476
0	0	0	0	42,917
0	0	0	0	4,050,478
(35,348)	0	(266,719)	0	(1,004,555)
<u>(35,348)</u>	<u>0</u>	<u>(266,719)</u>	<u>0</u>	<u>3,390,316</u>
336	24,056	17,662	0	697,809
42,579	(28,545)	608,099	159	3,619,455
0	0	(36,100)	0	(16,379)
<u>\$42,915</u>	<u>(\$4,489)</u>	<u>\$589,661</u>	<u>\$159</u>	<u>\$4,300,885</u>

CITY OF HUBER HEIGHTS, OHIO
 SCHEDULE OF REVENUES, EXPENDITURES, AND
 CHANGES IN FUND BALANCE - BUDGET AND ACTUAL
 CITY MOTOR VEHICLE LICENSE PERMISSIVE TAX FUND
 BUDGET BASIS
 FOR THE YEAR ENDED DECEMBER 31, 1999

	<u>REVISED BUDGET</u>	<u>ACTUAL</u>	<u>VARIANCE FAVORABLE (UNFAVORABLE)</u>
Revenues:			
Intergovernmental	<u>\$158,574</u>	<u>\$158,574</u>	<u>\$0</u>
Total Revenues	<u>158,574</u>	<u>158,574</u>	<u>0</u>
Other Financing Uses:			
Operating Transfers - Out	<u>(173,000)</u>	<u>(173,000)</u>	<u>0</u>
Total Other Financing Uses	<u>(173,000)</u>	<u>(173,000)</u>	<u>0</u>
Excess of Revenues Under Other Financing Uses	(14,426)	(14,426)	0
Fund Balance at Beginning of Year	<u>144,945</u>	<u>144,945</u>	<u>0</u>
Fund Balance at End of Year	<u>\$130,519</u>	<u>\$130,519</u>	<u>\$0</u>

CITY OF HUBER HEIGHTS, OHIO
 SCHEDULE OF REVENUES, EXPENDITURES, AND
 CHANGES IN FUND BALANCE - BUDGET AND ACTUAL
 COMMERCIAL CENTER STUDY GRANT FUND
 BUDGET BASIS
 FOR THE YEAR ENDED DECEMBER 31, 1999

	REVISED BUDGET	ACTUAL	VARIANCE FAVORABLE (UNFAVORABLE)
Revenues:			
Intergovernmental	\$44,975	\$44,975	\$0
Other	8,125	8,125	0
Total Revenues	53,100	53,100	0
Expenditures:			
Current:			
Community Environment Operations and Maintenance	40,005	39,680	325
Total Expenditures	40,005	39,680	325
Excess of Revenues Over Expenditures	13,095	13,420	325
Other Financing Uses:			
Advances - Out	(73,125)	(73,125)	0
Total Other Financing Uses	(73,125)	(73,125)	0
Excess of Revenues Under Expenditures and Other Financing Uses	(60,030)	(59,705)	325
Fund Balance at Beginning of Year	20,350	20,350	0
Prior Year Encumbrances Appropriated	39,680	39,680	0
Fund Balance at End of Year	\$0	\$325	\$325

CITY OF HUBER HEIGHTS, OHIO
 SCHEDULE OF REVENUES, EXPENDITURES, AND
 CHANGES IN FUND BALANCE - BUDGET AND ACTUAL
 COMMUNITY DEVELOPMENT BLOCK GRANT FUND
 BUDGET BASIS
 FOR THE YEAR ENDED DECEMBER 31, 1999

	REVISED BUDGET	ACTUAL	VARIANCE FAVORABLE (UNFAVORABLE)
Revenues:			
Intergovernmental	\$391,277	\$391,277	\$0
Total Revenues	<u>391,277</u>	<u>391,277</u>	<u>0</u>
Expenditures:			
Current:			
General Government			
Capital Outlay	874,760	637,452	237,308
Total Expenditures	<u>874,760</u>	<u>637,452</u>	<u>237,308</u>
Excess of Revenues Under Expenditures	<u>(483,483)</u>	<u>(246,175)</u>	<u>237,308</u>
Other Financing Sources (Uses):			
Advances - In	819,000	819,000	0
Advances - Out	(239,033)	(239,033)	0
Total Other Financing Sources (Uses)	<u>579,967</u>	<u>579,967</u>	<u>0</u>
Excess of Revenues and Other Financing Sources Over Expenditures and Other Financing Uses	96,484	333,792	237,308
Fund Balance at Beginning of Year	100,072	100,072	0
Prior Year Encumbrances Appropriated	16,383	16,383	0
Fund Balance at End of Year	<u>\$212,939</u>	<u>\$450,247</u>	<u>\$237,308</u>

CITY OF HUBER HEIGHTS, OHIO
 SCHEDULE OF REVENUES, EXPENDITURES, AND
 CHANGES IN FUND BALANCE - BUDGET AND ACTUAL
 COUNTY MOTOR VEHICLE PERMISSIVE TAX FUND
 BUDGET BASIS
 FOR THE YEAR ENDED DECEMBER 31, 1999

	<u>REVISED BUDGET</u>	<u>ACTUAL</u>	<u>VARIANCE FAVORABLE (UNFAVORABLE)</u>
Revenues:			
Intergovernmental	<u>\$79,637</u>	<u>\$79,637</u>	<u>\$0</u>
Total Revenues	<u>79,637</u>	<u>79,637</u>	<u>0</u>
Other Financing Sources (Uses):			
Operating Transfers - In	478	478	0
Operating Transfers - Out	<u>(80,000)</u>	<u>(80,000)</u>	<u>0</u>
Total Other Financing Sources (Uses)	<u>(79,522)</u>	<u>(79,522)</u>	<u>0</u>
Excess of Revenues and Other Financing Sources Over Other Financing Uses	115	115	0
Fund Balance at Beginning of Year	<u>13,325</u>	<u>13,325</u>	<u>0</u>
Fund Balance at End of Year	<u><u>\$13,440</u></u>	<u><u>\$13,440</u></u>	<u><u>\$0</u></u>

CITY OF HUBER HEIGHTS, OHIO
SCHEDULE OF REVENUES, EXPENDITURES, AND
CHANGES IN FUND BALANCE - BUDGET AND ACTUAL
DRUG LAW ENFORCEMENT FUND
BUDGET BASIS
FOR THE YEAR ENDED DECEMBER 31, 1999

	<u>REVISED BUDGET</u>	<u>ACTUAL</u>	<u>VARIANCE FAVORABLE (UNFAVORABLE)</u>
Revenues:			
Fines, Licenses and Permits	\$20,671	\$11,141	(\$9,530)
Total Revenues	<u>20,671</u>	<u>11,141</u>	<u>(9,530)</u>
Expenditures:			
Current:			
Security of Persons and Property			
Operations and Maintenance	6,134	6,126	8
Capital Outlay	11,623	11,313	310
Total Expenditures	<u>17,757</u>	<u>17,439</u>	<u>318</u>
Excess of Revenues Over (Under) Expenditures	<u>2,914</u>	<u>(6,298)</u>	<u>(9,212)</u>
Other Financing Uses:			
Operating Transfers - Out	(2,489)	(2,489)	0
Total Other Financing Uses	<u>(2,489)</u>	<u>(2,489)</u>	<u>0</u>
Excess of Revenues Over (Under) Expenditures and Other Financing Uses	425	(8,787)	(9,212)
Fund Balance at Beginning of Year	21,149	21,149	0
Prior Year Encumbrances Appropriated	749	749	0
Fund Balance at End of Year	<u>\$22,323</u>	<u>\$13,111</u>	<u>(\$9,212)</u>

CITY OF HUBER HEIGHTS, OHIO
SCHEDULE OF REVENUES, EXPENDITURES, AND
CHANGES IN FUND BALANCE - BUDGET AND ACTUAL
FIRE FUND
BUDGET BASIS
FOR THE YEAR ENDED DECEMBER 31, 1999

	REVISED BUDGET	ACTUAL	VARIANCE FAVORABLE (UNFAVORABLE)
Revenues:			
Property and Other Taxes	\$981,897	\$981,897	\$0
Intergovernmental	100,069	100,069	0
Other	70,859	70,859	0
Total Revenues	1,152,825	1,152,825	0
Expenditures:			
Current:			
Security of Persons and Property			
Personal Services	3,699,264	3,652,857	46,407
Operations and Maintenance	243,998	231,998	12,000
Capital Outlay	118,803	118,749	54
Total Expenditures	4,062,065	4,003,604	58,461
Excess of Revenues Under Expenditures	(2,909,240)	(2,850,779)	58,461
Other Financing Sources:			
Proceeds from Sale of Fixed Assets	36,268	36,268	0
Operating Transfers - In	2,600,000	2,600,000	0
Total Other Financing Sources	2,636,268	2,636,268	0
Excess of Revenues and Other Financing Sources Under Expenditures	(272,972)	(214,511)	58,461
Fund Balance at Beginning of Year	703,699	703,699	0
Prior Year Encumbrances Appropriated	242,469	242,469	0
Fund Balance at End of Year	\$673,196	\$731,657	\$58,461

CITY OF HUBER HEIGHTS, OHIO
 SCHEDULE OF REVENUES, EXPENDITURES, AND
 CHANGES IN FUND BALANCE - BUDGET AND ACTUAL
 LAW ENFORCEMENT FUND
 BUDGET BASIS
 FOR THE YEAR ENDED DECEMBER 31, 1999

	REVISED BUDGET	ACTUAL	VARIANCE FAVORABLE (UNFAVORABLE)
Revenues:	\$0	\$0	\$0
Total Revenues	0	0	0
Expenditures:			
Current:			
Security of Persons and Property			
Operations and Maintenance	1,275	1,096	179
Capital Outlay	1,725	1,594	131
Total Expenditures	3,000	2,690	310
Excess of Revenues Under Expenditures	(3,000)	(2,690)	310
Fund Balance at Beginning of Year	4,107	4,107	0
Fund Balance at End of Year	<u>\$1,107</u>	<u>\$1,417</u>	<u>\$310</u>

CITY OF HUBER HEIGHTS, OHIO
 SCHEDULE OF REVENUES, EXPENDITURES, AND
 CHANGES IN FUND BALANCE - BUDGET AND ACTUAL
 LIGHTING DISTRICT FUND
 BUDGET BASIS
 FOR THE YEAR ENDED DECEMBER 31, 1999

	REVISED BUDGET	ACTUAL	VARIANCE FAVORABLE (UNFAVORABLE)
Revenues:			
Special Assessments	\$378,588	\$378,588	\$0
Total Revenues	<u>378,588</u>	<u>378,588</u>	<u>0</u>
Expenditures:			
Current:			
Security of Persons and Property			
Personal Services	5,698	4,788	910
Operations and Maintenance	441,816	441,088	728
Capital Outlay	40,000	39,315	685
Total Expenditures	<u>487,514</u>	<u>485,191</u>	<u>2,323</u>
Excess of Revenues Under Expenditures	(108,926)	(106,603)	2,323
Fund Balance at Beginning of Year	152,777	152,777	0
Prior Year Encumbrances Appropriated	36,414	36,414	0
Fund Balance at End of Year	<u>\$80,265</u>	<u>\$82,588</u>	<u>\$2,323</u>

CITY OF HUBER HEIGHTS, OHIO
SCHEDULE OF REVENUES, EXPENDITURES, AND
CHANGES IN FUND BALANCE - BUDGET AND ACTUAL
LOCAL STREET IMPROVEMENT FUND
BUDGET BASIS
FOR THE YEAR ENDED DECEMBER 31, 1999

	REVISED BUDGET	ACTUAL	VARIANCE FAVORABLE (UNFAVORABLE)
Revenues:			
Municipal Income Taxes	\$1,201,725	\$1,201,725	\$0
Intergovernmental	12,375	12,375	0
Interest	4,724	4,724	0
Other	8,742	8,742	0
Total Revenues	1,227,566	1,227,566	0
Expenditures:			
Current:			
Transportation			
Personal Services	523,323	486,287	37,036
Operations and Maintenance	168,411	163,143	5,268
Capital Outlay	268,957	266,182	2,775
Debt Service:			
Principal Retirement	51,400	25,166	26,234
Interest and Fiscal Charges	7,000	3,485	3,515
Total Expenditures	1,019,091	944,263	74,828
Excess of Revenues Over Expenditures	208,475	283,303	74,828
Other Financing Sources (Uses):			
Proceeds of Loan	160,000	160,000	0
Proceeds from Sale of Fixed Assets	16,576	16,576	0
Operating Transfers - Out	(429,999)	(429,999)	0
Total Other Financing Sources (Uses)	(253,423)	(253,423)	0
Excess of Revenues and Other Financing Sources Over (Under) Expenditures and Other Financing Uses	(44,948)	29,880	74,828
Fund Balance at Beginning of Year	258,187	258,187	0
Prior Year Encumbrances Appropriated	77,766	77,766	0
Fund Balance at End of Year	\$291,005	\$365,833	\$74,828

CITY OF HUBER HEIGHTS, OHIO
SCHEDULE OF REVENUES, EXPENDITURES, AND
CHANGES IN FUND BALANCE - BUDGET AND ACTUAL
PARKS AND RECREATION FUND
BUDGET BASIS
FOR THE YEAR ENDED DECEMBER 31, 1999

	REVISED BUDGET	ACTUAL	VARIANCE FAVORABLE (UNFAVORABLE)
Revenues:			
Charges for Services	\$67,420	\$67,420	\$0
Other	630	630	0
Total Revenues	68,050	68,050	0
Expenditures:			
Current:			
Leisure Time Activities			
Personal Services	144,571	141,622	2,949
Operations and Maintenance	137,994	125,709	12,285
Capital Outlay	63,922	38,281	25,641
Total Expenditures	346,487	305,612	40,875
Excess of Revenues Under Expenditures	(278,437)	(237,562)	40,875
Other Financing Sources (Uses):			
Proceeds from Sale of Fixed Assets	73	73	0
Advances - In	1,491	1,491	0
Operating Transfers - In	250,000	250,000	0
Operating Transfers - Out	(17,000)	(17,000)	0
Total Other Financing Sources (Uses)	234,564	234,564	0
Excess of Revenues and Other Financing Sources Under Expenditures and Other Financing Uses	(43,873)	(2,998)	40,875
Fund Balance at Beginning of Year	109,828	109,828	0
Prior Year Encumbrances Appropriated	44,345	44,345	0
Fund Balance at End of Year	\$110,300	\$151,175	\$40,875

CITY OF HUBER HEIGHTS, OHIO
 SCHEDULE OF REVENUES, EXPENDITURES, AND
 CHANGES IN FUND BALANCE - BUDGET AND ACTUAL
 POLICE FUND
 BUDGET BASIS
 FOR THE YEAR ENDED DECEMBER 31, 1999

	REVISED BUDGET	ACTUAL	VARIANCE FAVORABLE (UNFAVORABLE)
Revenues:			
Municipal Income Taxes	\$2,097,541	\$2,097,541	\$0
Property and Other Taxes	1,177,469	1,177,469	0
Intergovernmental	118,921	118,921	0
Charges for Services	26,250	26,250	0
Interest	4,177	4,177	0
Other	140,821	140,821	0
Total Revenues	3,565,179	3,565,179	0
Expenditures:			
Current:			
Security of Persons and Property			
Personal Services	4,361,072	4,220,705	140,367
Operations and Maintenance	560,900	532,860	28,040
Capital Outlay	208,582	208,541	41
Debt Service:			
Principal Retirement	46,000	22,249	23,751
Interest and Fiscal Charges	9,000	3,081	5,919
Total Expenditures	5,185,554	4,987,436	198,118
Excess of Revenues Under Expenditures	(1,620,375)	(1,422,257)	198,118
Other Financing Sources:			
Proceeds of Loan	141,476	141,476	0
Operating Transfers - In	1,200,000	1,200,000	0
Total Other Financing Sources	1,341,476	1,341,476	0
Excess of Revenues and Other Financing Sources Under Expenditures	(278,899)	(80,781)	198,118
Fund Balance at Beginning of Year	1,208,485	1,208,485	0
Prior Year Encumbrances Appropriated	261,346	261,346	0
Fund Balance at End of Year	\$1,190,932	\$1,389,050	\$198,118

CITY OF HUBER HEIGHTS, OHIO
 SCHEDULE OF REVENUES, EXPENDITURES, AND
 CHANGES IN FUND BALANCE - BUDGET AND ACTUAL
 STATE HIGHWAY FUND
 BUDGET BASIS
 FOR THE YEAR ENDED DECEMBER 31, 1999

	<u>REVISED BUDGET</u>	<u>ACTUAL</u>	<u>VARIANCE FAVORABLE (UNFAVORABLE)</u>
Revenues:			
Intergovernmental	\$94,912	\$76,510	(\$18,402)
Interest	2,439	2,439	0
Total Revenues	<u>97,351</u>	<u>78,949</u>	<u>(18,402)</u>
Expenditures:			
Current:			
Transportation			
Operations and Maintenance	43,600	43,600	0
Total Expenditures	<u>43,600</u>	<u>43,600</u>	<u>0</u>
Excess of Revenues Over Expenditures	<u>53,751</u>	<u>35,349</u>	<u>(18,402)</u>
Other Financing Uses:			
Operating Transfers - Out	(35,348)	(35,348)	0
Total Other Financing Uses	<u>(35,348)</u>	<u>(35,348)</u>	<u>0</u>
Excess of Revenues Over Expenditures and Other Financing Uses	18,403	1	(18,402)
Fund Balance at Beginning of Year	36,704	36,704	0
Prior Year Encumbrances Appropriated	62	62	0
Fund Balance at End of Year	<u>\$55,169</u>	<u>\$36,767</u>	<u>(\$18,402)</u>

CITY OF HUBER HEIGHTS, OHIO
 SCHEDULE OF REVENUES, EXPENDITURES, AND
 CHANGES IN FUND BALANCE - BUDGET AND ACTUAL
 STORM WATER MANAGEMENT FUND
 BUDGET BASIS
 FOR THE YEAR ENDED DECEMBER 31, 1999

	<u>REVISED BUDGET</u>	<u>ACTUAL</u>	<u>VARIANCE FAVORABLE (UNFAVORABLE)</u>
Revenues:			
Other	<u>\$24,056</u>	<u>\$24,056</u>	<u>\$0</u>
Total Revenues	<u>24,056</u>	<u>24,056</u>	<u>0</u>
Other Financing Uses:			
Advances - Out	<u>(42,900)</u>	<u>(42,900)</u>	<u>0</u>
Total Other Financing Uses	<u>(42,900)</u>	<u>(42,900)</u>	<u>0</u>
Excess of Revenues Under Other Financing Uses	(18,844)	(18,844)	0
Fund Balance at Beginning of Year	<u>46,355</u>	<u>46,355</u>	<u>0</u>
Fund Balance at End of Year	<u><u>\$27,511</u></u>	<u><u>\$27,511</u></u>	<u><u>\$0</u></u>

CITY OF HUBER HEIGHTS, OHIO
 SCHEDULE OF REVENUES, EXPENDITURES, AND
 CHANGES IN FUND BALANCE - BUDGET AND ACTUAL
 STREET MAINTENANCE AND REPAIR FUND
 BUDGET BASIS
 FOR THE YEAR ENDED DECEMBER 31, 1999

	REVISED BUDGET	ACTUAL	VARIANCE FAVORABLE (UNFAVORABLE)
Revenues:			
Intergovernmental	\$925,217	\$943,619	\$18,402
Interest	27,029	27,029	0
Other	2,339	2,339	0
Total Revenues	954,585	972,987	18,402
Expenditures:			
Current:			
Transportation			
Personal Services	578,152	565,365	12,787
Operations and Maintenance	199,248	192,462	6,786
Capital Outlay	5,491	5,466	25
Debt Service:			
Principal Retirement	24,625	24,625	0
Interest and Fiscal Charges	975	964	11
Total Expenditures	808,491	788,882	19,609
Excess of Revenues Over Expenditures	146,094	184,105	38,011
Other Financing Uses:			
Operating Transfers - Out	(266,719)	(266,719)	0
Total Other Financing Uses	(266,719)	(266,719)	0
Excess of Revenues Under Expenditures and Other Financing Uses	(120,625)	(82,614)	38,011
Fund Balance at Beginning of Year	443,338	443,338	0
Prior Year Encumbrances Appropriated	71,083	71,083	0
Fund Balance at End of Year	\$393,796	\$431,807	\$38,011

CITY OF HUBER HEIGHTS, OHIO
 SCHEDULE OF REVENUES, EXPENDITURES, AND
 CHANGES IN FUND BALANCE - BUDGET AND ACTUAL
 VIOLENCE AGAINST WOMEN GRANT FUND
 BUDGET BASIS
 FOR THE YEAR ENDED DECEMBER 31, 1999

	<u>REVISED BUDGET</u>	<u>ACTUAL</u>	<u>VARIANCE FAVORABLE (UNFAVORABLE)</u>
Revenues:			
Intergovernmental	<u>\$2,298</u>	<u>\$2,298</u>	<u>\$0</u>
Total Revenues	<u>2,298</u>	<u>2,298</u>	<u>0</u>
Expenditures:			
Current:			
Security of Persons and Property			
Capital Outlay	<u>247</u>	<u>0</u>	<u>247</u>
Total Expenditures	<u>247</u>	<u>0</u>	<u>247</u>
Excess of Revenues Over Expenditures	<u>2,051</u>	<u>2,298</u>	<u>247</u>
Fund Balance at Beginning of Year	<u>2,536</u>	<u>2,536</u>	<u>0</u>
Fund Balance at End of Year	<u><u>\$4,587</u></u>	<u><u>\$4,834</u></u>	<u><u>\$247</u></u>

CITY OF HUBER HEIGHTS, OHIO
 SCHEDULE OF REVENUES, EXPENDITURES, AND
 CHANGES IN FUND BALANCES - BUDGET AND ACTUAL
 ALL SPECIAL REVENUE FUNDS
 BUDGET BASIS
 FOR THE YEAR ENDED DECEMBER 31, 1999

	REVISED BUDGET	ACTUAL	VARIANCE FAVORABLE (UNFAVORABLE)
Revenues:			
Municipal Income Taxes	\$3,299,266	\$3,299,266	\$0
Property and Other Taxes	2,159,366	2,159,366	0
Intergovernmental	1,928,255	1,928,255	0
Special Assessments	378,588	378,588	0
Charges for Services	93,670	93,670	0
Fines, Licenses and Permits	20,671	11,141	(9,530)
Interest	38,369	38,369	0
Other	255,572	255,572	0
Total Revenues	<u>8,173,757</u>	<u>8,164,227</u>	<u>(9,530)</u>
Expenditures:			
Current:			
Security of Persons and Property			
Drug Law Enforcement Fund			
Operations and Maintenance	6,134	6,126	8
Capital Outlay	11,623	11,313	310
Fire Fund			
Personal Services	3,699,264	3,652,857	46,407
Operations and Maintenance	243,998	231,998	12,000
Capital Outlay	118,803	118,749	54
Law Enforcement Fund			
Operations and Maintenance	1,275	1,096	179
Capital Outlay	1,725	1,594	131
Lighting District Fund			
Personal Services	5,698	4,788	910
Operations and Maintenance	441,816	441,088	728
Capital Outlay	40,000	39,315	685
Police Fund			
Personal Services	4,361,072	4,220,705	140,367
Operations and Maintenance	560,900	532,860	28,040
Capital Outlay	208,582	208,541	41
Violence Against Women Grant Fund			
Capital Outlay	247	0	247
Total Security of Persons and Property	<u>9,701,137</u>	<u>9,471,030</u>	<u>230,107</u>
Leisure Time Activities			
Parks and Recreation Fund			
Personal Services	144,571	141,622	2,949
Operations and Maintenance	137,994	125,709	12,285
Capital Outlay	63,922	38,281	25,641
Total Leisure Time Activities	<u>346,487</u>	<u>305,612</u>	<u>40,875</u>
Community Environment			
Commercial Center Study Grant Fund			
Operations and Maintenance	40,005	39,680	325
Total Community Environment	<u>40,005</u>	<u>39,680</u>	<u>325</u>

(Continued)

CITY OF HUBER HEIGHTS, OHIO
SCHEDULE OF REVENUES, EXPENDITURES, AND
CHANGES IN FUND BALANCES - BUDGET AND ACTUAL
ALL SPECIAL REVENUE FUNDS
BUDGET BASIS
FOR THE YEAR ENDED DECEMBER 31, 1999
(Continued)

	REVISED BUDGET	ACTUAL	VARIANCE FAVORABLE (UNFAVORABLE)
Transportation			
Local Street Improvement Fund			
Personal Services	\$523,323	\$486,287	\$37,036
Operations and Maintenance	168,411	163,143	5,268
Capital Outlay	268,957	266,182	2,775
State Highway Fund			
Operations and Maintenance	43,600	43,600	0
Street Maintenance and Repair Fund			
Personal Services	578,152	565,365	12,787
Operations and Maintenance	199,248	192,462	6,786
Capital Outlay	5,491	5,466	25
Total Transportation	<u>1,787,182</u>	<u>1,722,505</u>	<u>64,677</u>
General Government			
Community Development Block Grant Fund			
Capital Outlay	874,760	637,452	237,308
Total General Government	<u>874,760</u>	<u>637,452</u>	<u>237,308</u>
Debt Service:			
Principal Retirement	122,025	72,040	49,985
Interest and Fiscal Charges	16,975	7,530	9,445
Total Expenditures	<u>12,888,571</u>	<u>12,255,849</u>	<u>632,722</u>
Excess of Revenues Under Expenditures	<u>(4,714,814)</u>	<u>(4,091,622)</u>	<u>623,192</u>
Other Financing Sources (Uses):			
Proceeds of Loan	301,476	301,476	0
Proceeds from Sale of Fixed Assets	52,917	52,917	0
Advances - In	820,491	820,491	0
Advances - Out	(355,058)	(355,058)	0
Operating Transfers - In	4,050,478	4,050,478	0
Operating Transfers - Out	(1,004,555)	(1,004,555)	0
Total Other Financing Sources (Uses)	<u>3,865,749</u>	<u>3,865,749</u>	<u>0</u>
Excess of Revenues and Other Financing Sources Over (Under) Expenditures and Other Financing Uses	<u>(849,065)</u>	<u>(225,873)</u>	<u>623,192</u>
Fund Balances at Beginning of Year	3,265,857	3,265,857	0
Prior Year Encumbrances Appropriated	790,297	790,297	0
Fund Balances at End of Year	<u>\$3,207,089</u>	<u>\$3,830,281</u>	<u>\$623,192</u>

DEBT SERVICE FUNDS

To account for the accumulation of resources for, and the payment of, general obligation debt principal and interest.

General Obligation Bond Retirement

To account for various revenues collected for the payment of general obligation bonded debt.

Special Assessment Bond Retirement

To account for special assessments collected for the payment of special assessment bonded debt with governmental commitment.

CITY OF HUBER HEIGHTS, OHIO
 COMBINING BALANCE SHEET
 ALL DEBT SERVICE FUNDS
 DECEMBER 31, 1999

	GENERAL OBLIGATION BOND RETIREMENT	SPECIAL ASSESSMENT BOND RETIREMENT	TOTAL
Assets:			
Equity in Pooled Cash and Cash Equivalents	\$575,678	\$248,425	\$824,103
Receivables:			
Property and Other Taxes	201,175	0	201,175
Special Assessments	0	3,427,373	3,427,373
Total Assets	\$776,853	\$3,675,798	\$4,452,651
Liabilities:			
Deferred Revenue	\$201,175	\$3,427,373	\$3,628,548
Total Liabilities	201,175	3,427,373	3,628,548
Fund Equity:			
Fund Balance:			
Reserved for Encumbrances	0	22,980	22,980
Unreserved	575,678	225,445	801,123
Total Fund Equity	575,678	248,425	824,103
Total Liabilities and Fund Equity	\$776,853	\$3,675,798	\$4,452,651

CITY OF HUBER HEIGHTS, OHIO
 COMBINING STATEMENT OF REVENUES, EXPENDITURES, AND
 CHANGES IN FUND BALANCES
 ALL DEBT SERVICE FUNDS
 FOR THE YEAR ENDED DECEMBER 31, 1999

	GENERAL OBLIGATION BOND RETIREMENT	SPECIAL ASSESSMENT BOND RETIREMENT	TOTAL
Revenues:			
Property and Other Taxes	\$201,848	\$0	\$201,848
Intergovernmental	23,384	0	23,384
Special Assessments	0	230,103	230,103
Interest	0	1,832	1,832
Rent	135,936	0	135,936
Total Revenues	361,168	231,935	593,103
Expenditures:			
Debt Service:			
Principal Retirement	765,932	214,068	980,000
Interest and Fiscal Charges	708,454	303,911	1,012,365
Total Expenditures	1,474,386	517,979	1,992,365
Excess of Revenues Under Expenditures	(1,113,218)	(286,044)	(1,399,262)
Other Financing Sources:			
Proceeds from Sale of Bonds	0	1,776	1,776
Operating Transfers - In	1,222,513	349,415	1,571,928
Total Other Financing Sources	1,222,513	351,191	1,573,704
Excess of Revenues and Other Financing Sources Over Expenditures	109,295	65,147	174,442
Fund Balances at Beginning of Year	466,383	183,278	649,661
Fund Balances at End of Year	<u>\$575,678</u>	<u>\$248,425</u>	<u>\$824,103</u>

CITY OF HUBER HEIGHTS, OHIO
 SCHEDULE OF REVENUES, EXPENDITURES, AND
 CHANGES IN FUND BALANCE - BUDGET AND ACTUAL
 GENERAL OBLIGATION BOND RETIREMENT FUND
 BUDGET BASIS
 FOR THE YEAR ENDED DECEMBER 31, 1999

	REVISED BUDGET	ACTUAL	VARIANCE FAVORABLE (UNFAVORABLE)
<i>Revenues:</i>			
Property and Other Taxes	\$201,848	\$201,848	\$0
Intergovernmental	23,384	23,384	0
Special Assessments	22,083	22,083	0
Rent	135,936	135,936	0
Total Revenues	383,251	383,251	0
<i>Expenditures:</i>			
<i>Debt Service:</i>			
Principal Retirement	800,000	800,000	0
Interest and Fiscal Charges	723,643	717,802	5,841
Total Expenditures	1,523,643	1,517,802	5,841
Excess of Revenues Under Expenditures	(1,140,392)	(1,134,551)	5,841
<i>Other Financing Sources:</i>			
Operating Transfers - In	1,222,513	1,222,513	0
Total Other Financing Sources	1,222,513	1,222,513	0
Excess of Revenues and Other Financing Sources Over Expenditures	82,121	87,962	5,841
Fund Balance at Beginning of Year	446,159	446,159	0
Fund Balance at End of Year	\$528,280	\$534,121	\$5,841

CITY OF HUBER HEIGHTS, OHIO
SCHEDULE OF REVENUES, EXPENDITURES, AND
CHANGES IN FUND BALANCE - BUDGET AND ACTUAL
SPECIAL ASSESSMENT BOND RETIREMENT FUND
BUDGET BASIS
FOR THE YEAR ENDED DECEMBER 31, 1999

	REVISED BUDGET	ACTUAL	VARIANCE FAVORABLE (UNFAVORABLE)
Revenues:			
Special Assessments	\$208,020	\$208,020	\$0
Interest	1,832	1,832	0
Total Revenues	209,852	209,852	0
Expenditures:			
Debt Service:			
Principal Retirement	3,639,000	3,639,000	0
Interest and Fiscal Charges	418,635	413,630	5,005
Total Expenditures	4,057,635	4,052,630	5,005
Excess of Revenues Under Expenditures	(3,847,783)	(3,842,778)	5,005
Other Financing Sources:			
Proceeds from Sale of Bonds	726,776	726,776	0
Proceeds from Sale of Notes	1,570,745	1,570,745	0
Operating Transfers - In	1,608,757	1,608,757	0
Total Other Financing Sources	3,906,278	3,906,278	0
Excess of Revenues and Other Financing Sources Over Expenditures	58,495	63,500	5,005
Fund Balance at Beginning of Year	183,039	183,039	0
Prior Year Encumbrances Appropriated	20,463	20,463	0
Fund Balance at End of Year	\$261,997	\$267,002	\$5,005

CITY OF HUBER HEIGHTS, OHIO
 SCHEDULE OF REVENUES, EXPENDITURES, AND
 CHANGES IN FUND BALANCES - BUDGET AND ACTUAL
 ALL DEBT SERVICE FUNDS
 BUDGET BASIS
 FOR THE YEAR ENDED DECEMBER 31, 1999

	REVISED BUDGET	ACTUAL	VARIANCE FAVORABLE (UNFAVORABLE)
Revenues:			
Property and Other Taxes	\$201,848	\$201,848	\$0
Intergovernmental	23,384	23,384	0
Special Assessments	230,103	230,103	0
Interest	1,832	1,832	0
Rent	135,936	135,936	0
Total Revenues	593,103	593,103	0
Expenditures:			
Debt Service:			
Principal Retirement	4,439,000	4,439,000	0
Interest and Fiscal Charges	1,142,278	1,131,432	10,846
Total Expenditures	5,581,278	5,570,432	10,846
Excess of Revenues Under Expenditures	(4,988,175)	(4,977,329)	10,846
Other Financing Sources:			
Proceeds from Sale of Bonds	726,776	726,776	0
Proceeds from Sale of Notes	1,570,745	1,570,745	0
Operating Transfers - In	2,831,270	2,831,270	0
Total Other Financing Sources	5,128,791	5,128,791	0
Excess of Revenues and Other Financing Sources Over Expenditures	140,616	151,462	10,846
Fund Balances at Beginning of Year	629,198	629,198	0
Prior Year Encumbrances Appropriated	20,463	20,463	0
Fund Balances at End of Year	\$790,277	\$801,123	\$10,846

CAPITAL PROJECTS FUNDS

To account for financial resources to be used for the acquisition or construction of major capital facilities, other than those financed by the enterprise funds.

Capital Equipment

To account for the proceeds of debt used to purchase capital equipment.

Capital Improvement

To account for grant and bond revenues used to purchase equipment and construct buildings.

Collector Street Improvement

To account for permissive tax revenues used to finance improvements to the City's collector streets, which provide both land access service and traffic circulation within local areas.

Economic Development/Government Equity Improvement

To account for grant revenues received from the county and used to develop and promote economic development through capital expenditures.

Federal Equity Sharing

To account for the City's share of federal forfeitures used by the law enforcement department for informant payments, travel and training, communication and computers, firearms, weapons, body armor, electronic surveillance equipment, building and improvements, and other law enforcement expenses.

Fire Capital Equipment

To account for City income tax revenues specifically dedicated for fire station building renovations and the equipment purchases of the fire division.

Issue II

To account for Issue II funds received from the State of Ohio for each project awarded through this program and local matching funds.

Local Law Enforcement Block Grant

To account for grant revenues received from the federal government and used for equipment acquisition.

Local Street Capital Improvement

To account for income tax revenues collected for reconstruction and maintenance of the City's interior streets.

CITY OF HUBER HEIGHTS, OHIO
 COMBINING BALANCE SHEET
 ALL CAPITAL PROJECTS FUNDS
 DECEMBER 31, 1999

	CAPITAL EQUIPMENT	CAPITAL IMPROVEMENT	ECONOMIC DEVELOPMENT/ GOVERNMENT EQUITY IMPROVEMENT	FEDERAL EQUITY SHARING
Assets:				
Equity in Pooled Cash and Cash Equivalents	\$1,517	\$999,940	\$332,497	\$28,605
Cash and Cash Equivalents with Fiscal Agents	0	0	0	0
Receivables:				
Municipal Income Taxes	0	0	0	0
Special Assessments	0	231,219	0	0
Due from Other Governments	0	4,632	0	0
Total Assets	\$1,517	\$1,235,791	\$332,497	\$28,605
Liabilities:				
Accounts Payable	\$0	\$29,746	\$0	\$2,671
Contracts Payable	0	32,206	62,978	0
Contracts Payable Retainage	0	3,883	10,861	0
Accrued Salaries Payable	0	494	0	0
Accrued Interest Payable	0	0	5,143	0
Due to Other Governments	0	0	0	0
Interfund Payable	0	966,709	0	0
Advances from Other Funds	0	0	0	0
Deferred Revenue	0	231,219	0	0
Compensated Absences Payable	0	30	0	0
Notes Payable	0	0	726,000	0
Total Liabilities	0	1,264,287	804,982	2,671
Fund Equity:				
Fund Balance:				
Reserved for Encumbrances	1,517	134,062	120,113	230
Unreserved (Deficit)	0	(162,558)	(592,598)	25,704
Total Fund Equity (Deficit)	1,517	(28,496)	(472,485)	25,934
Total Liabilities and Fund Equity	\$1,517	\$1,235,791	\$332,497	\$28,605

FIRE CAPITAL EQUIPMENT	ISSUE II	LOCAL LAW ENFORCEMENT BLOCK GRANT	LOCAL STREET CAPITAL IMPROVEMENT	TOTAL
\$52,068	\$98,336	\$30,882	\$635,883	\$2,179,728
0	5,903	0	0	5,903
0	0	0	18,725	18,725
0	0	0	0	231,219
0	33,952	0	0	38,584
<u>\$52,068</u>	<u>\$138,191</u>	<u>\$30,882</u>	<u>\$654,608</u>	<u>\$2,474,159</u>
\$0	\$7,268	\$0	\$0	\$39,685
0	0	0	11,471	106,655
0	5,903	0	11,593	32,240
0	0	0	0	494
0	0	0	0	5,143
0	0	0	1,291	1,291
0	0	0	0	966,709
0	0	0	548,000	548,000
0	0	0	4,501	235,720
0	0	0	0	30
0	0	0	0	726,000
<u>0</u>	<u>13,171</u>	<u>0</u>	<u>576,856</u>	<u>2,661,967</u>
0	86,044	0	135,987	477,953
52,068	38,976	30,882	(58,235)	(665,761)
<u>52,068</u>	<u>125,020</u>	<u>30,882</u>	<u>77,752</u>	<u>(187,808)</u>
<u>\$52,068</u>	<u>\$138,191</u>	<u>\$30,882</u>	<u>\$654,608</u>	<u>\$2,474,159</u>

CITY OF HUBER HEIGHTS, OHIO
 COMBINING STATEMENT OF REVENUES, EXPENDITURES, AND
 CHANGES IN FUND BALANCES
 ALL CAPITAL PROJECTS FUNDS
 FOR THE YEAR ENDED DECEMBER 31, 1999

	CAPITAL EQUIPMENT	CAPITAL IMPROVEMENT	COLLECTOR STREET IMPROVEMENT	ECONOMIC DEVELOPMENT/ GOVERNMENT EQUITY IMPROVEMENT
Revenues:				
Municipal Income Taxes	\$0	\$0	\$0	\$0
Intergovernmental	0	104,632	0	17,792
Special Assessments	0	131,480	0	105,169
Fines, Licenses and Permits	0	0	0	0
Interest	0	8,225	0	20,674
Other	0	28,215	0	13,545
Total Revenue	0	272,552	0	157,180
Expenditures:				
Current:				
Security of Persons and Property	0	0	0	0
General Government	0	11,834	0	0
Capital Outlay	0	1,394,819	0	654,104
Debt Service:				
Principal Retirement	0	0	0	0
Interest and Fiscal Charges	0	0	0	24,126
Total Expenditures	0	1,406,653	0	678,230
Excess of Revenues Over (Under) Expenditures	0	(1,134,101)	0	(521,050)
Other Financing Sources (Uses):				
Proceeds from Sale of Bonds	0	0	0	424,589
Proceeds from Sale of Fixed Assets	0	750,349	0	0
Operating Transfers - In	0	135,550	9,617	322,049
Operating Transfers - Out	(13,817)	(13,043)	0	(337,931)
Total Other Financing Sources (Uses)	(13,817)	872,856	9,617	408,707
Excess of Revenues and Other Financing Sources Over (Under) Expenditures and Other Financing Uses	(13,817)	(261,245)	9,617	(112,343)
Fund Balances (Deficit) at Beginning of Year	15,334	232,749	(9,617)	(360,142)
Fund Balances (Deficit) at End of Year	\$1,517	(\$28,496)	\$0	(\$472,485)

FEDERAL EQUITY SHARING	FIRE CAPITAL EQUIPMENT	ISSUE II	LOCAL LAW ENFORCEMENT BLOCK GRANT	LOCAL STREET CAPITAL IMPROVEMENT	TOTAL
\$0	\$291,046	\$0	\$0	\$308,912	\$599,958
0	0	367,178	52,400	0	542,002
0	0	20,908	0	0	257,557
29,548	0	0	0	0	29,548
857	0	4,351	883	1,476	36,466
0	0	3,835	0	96	45,691
<u>30,405</u>	<u>291,046</u>	<u>396,272</u>	<u>53,283</u>	<u>310,484</u>	<u>1,511,222</u>
2,671	8,452	0	0	0	11,123
0	0	0	0	0	11,834
1,800	62,773	177,174	25,428	1,424,956	3,741,054
0	39,371	0	0	0	39,371
0	21,909	24,478	0	0	70,513
<u>4,471</u>	<u>132,505</u>	<u>201,652</u>	<u>25,428</u>	<u>1,424,956</u>	<u>3,873,895</u>
<u>25,934</u>	<u>158,541</u>	<u>194,620</u>	<u>27,855</u>	<u>(1,114,472)</u>	<u>(2,362,673)</u>
0	0	300,411	0	0	725,000
0	0	0	0	0	750,349
0	0	70,000	2,489	1,068,000	1,607,705
0	(171,000)	(78,263)	0	(41,882)	(655,936)
<u>0</u>	<u>(171,000)</u>	<u>292,148</u>	<u>2,489</u>	<u>1,026,118</u>	<u>2,427,118</u>
25,934	(12,459)	486,768	30,344	(88,354)	64,445
0	64,527	(361,748)	538	166,106	(252,253)
<u>\$25,934</u>	<u>\$52,068</u>	<u>\$125,020</u>	<u>\$30,882</u>	<u>\$77,752</u>	<u>(\$187,808)</u>

CITY OF HUBER HEIGHTS, OHIO
 SCHEDULE OF REVENUES, EXPENDITURES, AND
 CHANGES IN FUND BALANCE - BUDGET AND ACTUAL
 CAPITAL EQUIPMENT FUND
 BUDGET BASIS
 FOR THE YEAR ENDED DECEMBER 31, 1999

	REVISED BUDGET	ACTUAL	VARIANCE FAVORABLE (UNFAVORABLE)
Revenues:	\$0	\$0	\$0
Total Revenues	0	0	0
Expenditures:			
Capital Outlay	1,517	1,517	0
Total Expenditures	1,517	1,517	0
Excess of Revenues Under Expenditures	(1,517)	(1,517)	0
Other Financing Uses:			
Operating Transfers - Out	(13,817)	(13,817)	0
Total Other Financing Uses	(13,817)	(13,817)	0
Excess of Revenues Under Expenditures and Other Financing Uses	(15,334)	(15,334)	0
Fund Balance at Beginning of Year	13,817	13,817	0
Prior Year Encumbrances Appropriated	1,517	1,517	0
Fund Balance at End of Year	\$0	\$0	\$0

CITY OF HUBER HEIGHTS, OHIO
SCHEDULE OF REVENUES, EXPENDITURES, AND
CHANGES IN FUND BALANCE - BUDGET AND ACTUAL
CAPITAL IMPROVEMENT FUND
BUDGET BASIS
FOR THE YEAR ENDED DECEMBER 31, 1999

	REVISED BUDGET	ACTUAL	VARIANCE FAVORABLE (UNFAVORABLE)
Revenues:			
Intergovernmental	\$142,388	\$142,388	\$0
Special Assessments	131,480	131,480	0
Interest	8,225	8,225	0
Other	28,215	28,215	0
Total Revenues	310,308	310,308	0
Expenditures:			
Current:			
General Government			
Personal Services	11,925	11,925	0
Capital Outlay	1,720,021	1,668,887	51,134
Total Expenditures	1,731,946	1,680,812	51,134
Excess of Revenues Under Expenditures	(1,421,638)	(1,370,504)	51,134
Other Financing Sources (Uses):			
Proceeds from Sale of Fixed Assets	750,349	750,349	0
Advances - In	6,300	6,300	0
Advances - Out	(216,392)	(216,392)	0
Operating Transfers - In	135,550	135,550	0
Operating Transfers - Out	(13,043)	(13,043)	0
Total Other Financing Sources (Uses)	662,764	662,764	0
Excess of Revenues and Other Financing Sources Under Expenditures and Other Financing Uses	(758,874)	(707,740)	51,134
Fund Balance at Beginning of Year	1,251,635	1,251,635	0
Prior Year Encumbrances Appropriated	265,096	265,096	0
Fund Balance at End of Year	\$757,857	\$808,991	\$51,134

CITY OF HUBER HEIGHTS, OHIO
 SCHEDULE OF REVENUES, EXPENDITURES, AND
 CHANGES IN FUND BALANCE - BUDGET AND ACTUAL
 COLLECTOR STREET IMPROVEMENT FUND
 BUDGET BASIS
 FOR THE YEAR ENDED DECEMBER 31, 1999

	REVISED BUDGET	ACTUAL	VARIANCE FAVORABLE (UNFAVORABLE)
Revenues:	\$0	\$0	\$0
Total Revenues	0	0	0
Other Financing Sources (Uses):			
Advances - Out	(60,000)	(60,000)	0
Operating Transfers - In	9,617	9,617	0
Total Other Financing Sources (Uses)	(50,383)	(50,383)	0
Excess of Revenues and Other Financing Sources Under Other Financing Uses	(50,383)	(50,383)	0
Fund Balance at Beginning of Year	50,383	50,383	0
Fund Balance at End of Year	\$0	\$0	\$0

CITY OF HUBER HEIGHTS, OHIO
 SCHEDULE OF REVENUES, EXPENDITURES, AND
 CHANGES IN FUND BALANCE - BUDGET AND ACTUAL
 ECONOMIC DEVELOPMENT/GOVERNMENT EQUITY IMPROVEMENT FUND
 BUDGET BASIS
 FOR THE YEAR ENDED DECEMBER 31, 1999

	REVISED BUDGET	ACTUAL	VARIANCE FAVORABLE (UNFAVORABLE)
Revenues:			
Intergovernmental	\$79,119	\$79,119	\$0
Special Assessments	105,169	105,169	0
Interest	21,135	21,135	0
Other	13,545	13,545	0
Total Revenues	218,968	218,968	0
Expenditures:			
Capital Outlay	835,267	769,167	66,100
Total Expenditures	835,267	769,167	66,100
Excess of Revenues Under Expenditures	(616,299)	(550,199)	66,100
Other Financing Sources (Uses):			
Proceeds from Sale of Notes	726,000	726,000	0
Advances - In	726,000	726,000	0
Advances - Out	(956,000)	(956,000)	0
Operating Transfers - Out	(454,291)	(454,291)	0
Total Other Financing Sources (Uses)	41,709	41,709	0
Excess of Revenues and Other Financing Sources Under Expenditures and Other Financing Uses	(574,590)	(508,490)	66,100
Fund Balance at Beginning of Year	582,162	582,162	0
Prior Year Encumbrances Appropriated	74,227	74,227	0
Fund Balance at End of Year	\$81,799	\$147,899	\$66,100

CITY OF HUBER HEIGHTS, OHIO
 SCHEDULE OF REVENUES, EXPENDITURES, AND
 CHANGES IN FUND BALANCE - BUDGET AND ACTUAL
 FEDERAL EQUITY SHARING FUND
 BUDGET BASIS
 FOR THE YEAR ENDED DECEMBER 31, 1999

	<u>REVISED BUDGET</u>	<u>ACTUAL</u>	<u>VARIANCE FAVORABLE (UNFAVORABLE)</u>
Revenues:			
Fines, Licenses and Permits	\$29,548	\$29,548	\$0
Interest	0	722	722
Total Revenues	<u>29,548</u>	<u>30,270</u>	<u>722</u>
Expenditures:			
Capital Outlay	7,400	4,701	2,699
Total Expenditures	<u>7,400</u>	<u>4,701</u>	<u>2,699</u>
Excess of Revenues Over Expenditures	22,148	25,569	3,421
Fund Balance at Beginning of Year	<u>0</u>	<u>0</u>	<u>0</u>
Fund Balance at End of Year	<u>\$22,148</u>	<u>\$25,569</u>	<u>\$3,421</u>

CITY OF HUBER HEIGHTS, OHIO
 SCHEDULE OF REVENUES, EXPENDITURES, AND
 CHANGES IN FUND BALANCE - BUDGET AND ACTUAL
 FIRE CAPITAL EQUIPMENT FUND
 BUDGET BASIS
 FOR THE YEAR ENDED DECEMBER 31, 1999

	REVISED BUDGET	ACTUAL	VARIANCE FAVORABLE (UNFAVORABLE)
Revenues:			
Municipal Income Taxes	\$304,611	\$304,611	\$0
Total Revenues	304,611	304,611	0
Expenditures:			
Current:			
Security of Persons and Property			
Operations and Maintenance	8,943	8,452	491
Capital Outlay	69,872	69,872	0
Debt Service:			
Principal Retirement	40,000	39,371	629
Interest and Fiscal Charges	23,000	21,909	1,091
Total Expenditures	141,815	139,604	2,211
Excess of Revenues Over Expenditures	162,796	165,007	2,211
Other Financing Uses:			
Operating Transfers-Out	(173,634)	(171,000)	2,634
Total Other Financing Uses	(173,634)	(171,000)	2,634
Excess of Revenues Under Expenditures and Other Financing Uses	(10,838)	(5,993)	4,845
Fund Balance at Beginning of Year	44,198	44,198	0
Prior Year Encumbrances Appropriated	13,863	13,863	0
Fund Balance at End of Year	\$47,223	\$52,068	\$4,845

CITY OF HUBER HEIGHTS, OHIO
 SCHEDULE OF REVENUES, EXPENDITURES, AND
 CHANGES IN FUND BALANCE - BUDGET AND ACTUAL
 ISSUE II FUND
 BUDGET BASIS
 FOR THE YEAR ENDED DECEMBER 31, 1999

	REVISED BUDGET	ACTUAL	VARIANCE FAVORABLE (UNFAVORABLE)
Revenues:			
Intergovernmental	\$1,334,356	\$1,334,356	\$0
Special Assessments	20,908	20,908	0
Interest	6,073	6,073	0
Other	6,229	6,229	0
Total Revenues	1,367,566	1,367,566	0
Expenditures:			
Capital Outlay	268,242	263,218	5,024
Total Expenditures	268,242	263,218	5,024
Excess of Revenues Over Expenditures	1,099,324	1,104,348	5,024
Other Financing Sources (Uses):			
Proceeds from Sale of Notes	165,255	165,255	0
Advances - Out	(837,495)	(837,495)	0
Operating Transfers - In	70,000	70,000	0
Operating Transfers - Out	(899,196)	(899,196)	0
Total Other Financing Sources (Uses)	(1,501,436)	(1,501,436)	0
Excess of Revenues and Other Financing Sources Under Expenditures and Other Financing Uses	(402,112)	(397,088)	5,024
Fund Balance at Beginning of Year	290,391	290,391	0
Prior Year Encumbrances Appropriated	111,721	111,721	0
Fund Balance at End of Year	\$0	\$5,024	\$5,024

CITY OF HUBER HEIGHTS, OHIO
 SCHEDULE OF REVENUES, EXPENDITURES, AND
 CHANGES IN FUND BALANCE - BUDGET AND ACTUAL
 LOCAL LAW ENFORCEMENT BLOCK GRANT FUND
 BUDGET BASIS
 FOR THE YEAR ENDED DECEMBER 31, 1999

	REVISED BUDGET	ACTUAL	VARIANCE FAVORABLE (UNFAVORABLE)
Revenues:			
Intergovernmental	\$52,400	\$52,400	\$0
Interest	740	740	0
Total Revenues	53,140	53,140	0
Expenditures:			
Capital Outlay	26,084	26,076	8
Total Expenditures	26,084	26,076	8
Excess of Revenues Over Expenditures	27,056	27,064	8
Other Financing Sources:			
Operating Transfers - In	2,489	2,489	0
Total Other Financing Sources	2,489	2,489	0
Excess of Revenues and Other Financing Sources Over Expenditures	29,545	29,553	8
Fund Balance at Beginning of Year	533	533	0
Prior Year Encumbrances Appropriated	648	648	0
Fund Balance at End of Year	\$30,726	\$30,734	\$8

CITY OF HUBER HEIGHTS, OHIO
 SCHEDULE OF REVENUES, EXPENDITURES, AND
 CHANGES IN FUND BALANCE - BUDGET AND ACTUAL
 LOCAL STREET CAPITAL IMPROVEMENT FUND
 BUDGET BASIS
 FOR THE YEAR ENDED DECEMBER 31, 1999

	REVISED BUDGET	ACTUAL	VARIANCE FAVORABLE (UNFAVORABLE)
Revenues:			
Municipal Income Taxes	\$294,688	\$294,688	\$0
Interest	1,997	1,997	0
Other	96	96	0
Total Revenues	296,781	296,781	0
Expenditures:			
Capital Outlay	1,664,126	1,556,757	107,369
Total Expenditures	1,664,126	1,556,757	107,369
Excess of Revenues Under Expenditures	(1,367,345)	(1,259,976)	107,369
Other Financing Sources (Uses):			
Advances - In	548,000	548,000	0
Operating Transfers - In	1,068,000	1,068,000	0
Operating Transfers - Out	(41,882)	(41,882)	0
Total Other Financing Sources (Uses)	1,574,118	1,574,118	0
Excess of Revenues and Other Financing Sources Over Expenditures and Other Financing Uses	206,773	314,142	107,369
Fund Balance at Beginning of Year	126,157	126,157	0
Prior Year Encumbrances Appropriated	48,126	48,126	0
Fund Balance at End of Year	\$381,056	\$488,425	\$107,369

CITY OF HUBER HEIGHTS, OHIO
SCHEDULE OF REVENUES, EXPENDITURES, AND
CHANGES IN FUND BALANCES - BUDGET AND ACTUAL
ALL CAPITAL PROJECTS FUNDS
BUDGET BASIS
FOR THE YEAR ENDED DECEMBER 31, 1999

	REVISED BUDGET	ACTUAL	VARIANCE FAVORABLE (UNFAVORABLE)
Revenues:			
Municipal Income Taxes	\$599,299	\$599,299	\$0
Intergovernmental	1,608,263	1,608,263	0
Special Assessments	257,557	257,557	0
Fines, Licenses and Permits	29,548	29,548	0
Interest	38,170	38,892	722
Other	48,085	48,085	0
Total Revenues	<u>2,580,922</u>	<u>2,581,644</u>	<u>722</u>
Expenditures:			
Current:			
Security of Persons and Property			
Fire Capital Equipment Fund			
Operations and Maintenance	8,943	8,452	491
Total Security of Persons and Property	<u>8,943</u>	<u>8,452</u>	<u>491</u>
General Government			
Capital Improvement Fund			
Personal Services	11,925	11,925	0
Total General Government	<u>11,925</u>	<u>11,925</u>	<u>0</u>
Capital Outlay	<u>4,592,529</u>	<u>4,360,195</u>	<u>232,334</u>
Debt Service:			
Principal Retirement	40,000	39,371	629
Interest and Fiscal Charges	23,000	21,909	1,091
Total Expenditures	<u>4,676,397</u>	<u>4,441,852</u>	<u>234,545</u>
Excess of Revenues Under Expenditures	<u>(2,095,475)</u>	<u>(1,860,208)</u>	<u>235,267</u>
Other Financing Sources (Uses):			
Proceeds from Sale of Notes	891,255	891,255	0
Proceeds from Sale of Fixed Assets	750,349	750,349	0
Advances - In	1,280,300	1,280,300	0
Advances - Out	(2,069,887)	(2,069,887)	0
Operating Transfers - In	1,285,656	1,285,656	0
Operating Transfers - Out	(1,595,863)	(1,593,229)	2,634
Total Other Financing Sources (Uses)	<u>541,810</u>	<u>544,444</u>	<u>2,634</u>
Excess of Revenues and Other Financing Sources Under Expenditures			
Other Financing Uses	(1,553,665)	(1,315,764)	237,901
Fund Balances at Beginning of Year	2,359,276	2,359,276	0
Prior Year Encumbrances Appropriated	515,198	515,198	0
Fund Balances at End of Year	<u>\$1,320,809</u>	<u>\$1,558,710</u>	<u>\$237,901</u>

ENTERPRISE FUNDS

The enterprise funds account for the acquisition and operation of governmental facilities and services that are entirely or predominantly self-supporting from user charges.

Sewer

To account for the provision of sanitary sewer service to the residents of the City.

Water

To account for the provision of water service to certain residents and businesses within the City.

CITY OF HUBER HEIGHTS, OHIO
 COMBINING BALANCE SHEET
 ALL ENTERPRISE FUNDS
 DECEMBER 31, 1999

	SEWER	WATER	TOTAL
Assets:			
Equity in Pooled Cash and Cash Equivalents	\$1,274,327	\$2,906,181	\$4,180,508
Receivables:			
Accounts	306,063	267,151	573,214
Special Assessments	55,611	137	55,748
Accrued Interest	0	4,833	4,833
Due from Other Governments	0	18,189	18,189
Prepaid Items	2,302	3,757	6,059
Supplies Inventory	0	1,425	1,425
Total Current Assets	1,638,303	3,201,673	4,839,976
Restricted Asset:			
Cash and Cash Equivalents with Fiscal Agents	0	1,371,062	1,371,062
Fixed Assets:			
Land	2,500	386,900	389,400
Buildings	752,500	4,255,484	5,007,984
Equipment	51,423	40,357	91,780
Infrastructure	8,373,663	8,965,487	17,339,150
Less: Accumulated Depreciation	(969,955)	(1,257,595)	(2,227,550)
Investment in Joint Venture	10,447,679	0	10,447,679
Total Assets	\$20,296,113	\$16,963,368	\$37,259,481
Liabilities:			
Accounts Payable	\$26,442	\$111,219	\$137,661
Accrued Salaries Payable	1,899	2,992	4,891
Accrued Interest Payable	114,801	1,263,974	1,378,775
Due to Other Governments	198,406	435	198,841
Advances from Other Funds	288,426	670,592	959,018
Compensated Absences Payable	2,240	2,582	4,822
Revenue Bonds Payable	0	410,000	410,000
OWDA Loan Payable	275,735	0	275,735
Total Current Liabilities	907,949	2,461,794	3,369,743
Long-Term Liabilities:			
Revenue Bonds Payable	0	10,850,517	10,850,517
OWDA Loan Payable	5,687,930	0	5,687,930
Total Liabilities	6,595,879	13,312,311	19,908,190
Fund Equity:			
Contributed Capital:			
Wastewater Authority	9,580,613	0	9,580,613
Other	3,068,976	3,769,622	6,838,598
Retained Earnings:			
Unreserved (Deficit)	1,050,645	(118,565)	932,080
Total Fund Equity	13,700,234	3,651,057	17,351,291
Total Liabilities and Fund Equity	\$20,296,113	\$16,963,368	\$37,259,481

CITY OF HUBER HEIGHTS, OHIO
 COMBINING STATEMENT OF REVENUES, EXPENSES, AND
 CHANGES IN RETAINED EARNINGS
 ALL ENTERPRISE FUNDS
 FOR THE YEAR ENDED DECEMBER 31, 1999

	<u>SEWER</u>	<u>WATER</u>	<u>TOTAL</u>
Operating Revenues:			
Charges for Services	\$2,802,050	\$2,500,330	\$5,302,380
Tap-In Fees	13,850	37,768	51,618
Other	500	1,750	2,250
Total Operating Revenues	<u>2,816,400</u>	<u>2,539,848</u>	<u>5,356,248</u>
Operating Expenses:			
Personal Services	248,024	78,157	326,181
Operations and Maintenance	1,874,391	1,519,654	3,394,045
Depreciation	189,738	269,964	459,702
Total Operating Expenses	<u>2,312,153</u>	<u>1,867,775</u>	<u>4,179,928</u>
Operating Income	<u>504,247</u>	<u>672,073</u>	<u>1,176,320</u>
Non-Operating Revenues (Expenses):			
Interest	44,019	200,355	244,374
Interest and Fiscal Charges	(232,181)	(689,833)	(922,014)
Return on Investment in Joint Venture	358,679	0	358,679
Gain on Sale of Fixed Assets	0	1,249	1,249
Loss on Sale of Fixed Assets	(1,686)	0	(1,686)
Grants	0	18,189	18,189
Total Non-Operating Revenues (Expenses)	<u>168,831</u>	<u>(470,040)</u>	<u>(301,209)</u>
Income Before Operating Transfers	673,078	202,033	875,111
Operating Transfers - In	0	49,999	49,999
Operating Transfers - Out	0	(98,819)	(98,819)
Net Income	673,078	153,213	826,291
Retained Earnings (Deficit) at Beginning of Year	<u>377,567</u>	<u>(271,778)</u>	<u>105,789</u>
Retained Earnings (Deficit) at End of Year	<u>\$1,050,645</u>	<u>(\$118,565)</u>	<u>\$932,080</u>

CITY OF HUBER HEIGHTS, OHIO
 SCHEDULE OF REVENUES, EXPENSES, AND
 CHANGES IN FUND EQUITY - BUDGET AND ACTUAL
 SEWER FUND
 BUDGET BASIS
 FOR THE YEAR ENDED DECEMBER 31, 1999

	REVISED BUDGET	ACTUAL	VARIANCE FAVORABLE (UNFAVORABLE)
Revenues:			
Charges for Services	\$2,728,619	\$2,728,619	\$0
Tap-In Fees	13,850	13,850	0
Special Assessments	3,447	3,447	0
Interest	43,395	43,395	0
Other	500	500	0
Total Revenues	2,789,811	2,789,811	0
Expenses:			
Personal Services	54,214	49,205	5,009
Operations and Maintenance	2,503,038	2,497,627	5,411
Capital Outlay	22,496	7,496	15,000
Debt Service:			
Principal Retirement	265,423	265,417	6
Interest and Fiscal Charges	237,290	237,290	0
Total Expenses	3,082,461	3,057,035	25,426
Excess of Revenues Under Expenses	(292,650)	(267,224)	25,426
Fund Equity at Beginning of Year	754,549	754,549	0
Prior Year Encumbrances Appropriated	373,209	373,209	0
Fund Equity at End of Year	\$835,108	\$860,534	\$25,426

CITY OF HUBER HEIGHTS, OHIO
SCHEDULE OF REVENUES, EXPENSES, AND
CHANGES IN FUND EQUITY - BUDGET AND ACTUAL
WATER FUND
BUDGET BASIS
FOR THE YEAR ENDED DECEMBER 31, 1999

	REVISED BUDGET	ACTUAL	VARIANCE FAVORABLE (UNFAVORABLE)
Revenues:			
Charges for Services	\$2,489,497	\$2,489,497	\$0
Tap-In Fees	37,768	37,768	0
Interest	197,795	197,795	0
Other	5,750	5,750	0
Total Revenues	<u>2,730,810</u>	<u>2,730,810</u>	<u>0</u>
Expenses:			
Personal Services	92,272	78,057	14,215
Operations and Maintenance	1,690,521	1,673,766	16,755
Capital Outlay	223,069	167,570	55,499
Debt Service:			
Principal Retirement	375,000	375,000	0
Interest and Fiscal Charges	372,070	372,070	0
Total Expenses	<u>2,752,932</u>	<u>2,666,463</u>	<u>86,469</u>
Excess of Revenues Over (Under)			
Expenses Before Operating Transfers	(22,122)	64,347	86,469
Operating Transfers - In	49,999	49,999	0
Operating Transfers - Out	(98,820)	(98,819)	1
Excess of Revenues Over (Under)			
Expenses and Operating Transfers	(70,943)	15,527	86,470
Fund Equity at Beginning of Year	3,545,175	3,545,175	0
Prior Year Encumbrances Appropriated	362,246	362,246	0
Fund Equity at End of Year	<u>\$3,836,478</u>	<u>\$3,922,948</u>	<u>\$86,470</u>

CITY OF HUBER HEIGHTS, OHIO
SCHEDULE OF REVENUES, EXPENSES, AND
CHANGES IN FUND EQUITY - BUDGET AND ACTUAL
ALL ENTERPRISE FUNDS
BUDGET BASIS
FOR THE YEAR ENDED DECEMBER 31, 1999

	REVISED BUDGET	ACTUAL	VARIANCE FAVORABLE (UNFAVORABLE)
Revenues:			
Charges for Services	\$5,218,116	\$5,218,116	\$0
Tap-In Fees	51,618	51,618	0
Special Assessments	3,447	3,447	0
Interest	241,190	241,190	0
Other	6,250	6,250	0
Total Revenues	5,520,621	5,520,621	0
Expenses:			
Personal Services	146,486	127,262	19,224
Operations and Maintenance	4,193,559	4,171,393	22,166
Capital Outlay	245,565	175,066	70,499
Debt Service:			
Principal Retirement	640,423	640,417	6
Interest and Fiscal Charges	609,360	609,360	0
Total Expenses	5,835,393	5,723,498	111,895
Excess of Revenues Under Expenses Before Operating Transfers	(314,772)	(202,877)	111,895
Operating Transfers - In	49,999	49,999	0
Operating Transfers - Out	(98,820)	(98,819)	1
Excess of Revenues Under Expenses and Operating Transfers	(363,593)	(251,697)	111,896
Fund Equity at Beginning of Year	4,299,724	4,299,724	0
Prior Year Encumbrances Appropriated	735,455	735,455	0
Fund Equity at End of Year	\$4,671,586	\$4,783,482	\$111,896

CITY OF HUBER HEIGHTS, OHIO
 COMBINING STATEMENT OF CASH FLOWS
 ALL ENTERPRISE FUNDS
 FOR THE YEAR ENDED DECEMBER 31, 1999

	SEWER	WATER	TOTAL
<i>Increase (Decrease) in Cash and Cash Equivalents:</i>			
<i>Cash Flows from Operating Activities:</i>			
Cash Received from Customers	\$2,747,919	\$2,528,424	\$5,276,343
Other Operating Receipts	500	1,750	2,250
Cash Payments for Employee Services and Benefits	(49,205)	(78,042)	(127,247)
Cash Payments to Suppliers for Goods and Services	(2,125,385)	(1,534,047)	(3,659,432)
Net Cash Provided By Operating Activities	<u>573,829</u>	<u>918,085</u>	<u>1,491,914</u>
<i>Cash Flows from Noncapital Financing Activities:</i>			
Operating Transfers - In	0	49,999	49,999
Operating Transfers - Out	0	(98,819)	(98,819)
Net Cash Used In Noncapital Financing Activities	<u>0</u>	<u>(48,820)</u>	<u>(48,820)</u>
<i>Cash Flows from Capital and Related Financing Activities:</i>			
Proceeds from Sale of Fixed Assets	0	4,000	4,000
Interest Paid on OWDA Loan Payable	(237,290)	0	(237,290)
Principal Paid on OWDA Loan Payable	(265,417)	0	(265,417)
Interest Paid on Revenue Bonds Payable	0	(372,070)	(372,070)
Principal Paid on Revenue Bonds Payable	0	(375,000)	(375,000)
Net Cash Used In Capital and Related Financing Activities	<u>(502,707)</u>	<u>(743,070)</u>	<u>(1,245,777)</u>
<i>Cash Flows from Investing Activities:</i>			
Interest	44,019	199,592	243,611
Net Cash Provided By Investing Activities	<u>44,019</u>	<u>199,592</u>	<u>243,611</u>
Net Increase in Cash and Cash Equivalents	115,141	325,787	440,928
Cash and Cash Equivalents Beginning of Year	1,159,186	3,951,456	5,110,642
Cash and Cash Equivalents End of Year	<u>\$1,274,327</u>	<u>\$4,277,243</u>	<u>\$5,551,570</u>
<i>Reconciliation of Operating Income to Net Cash Provided By Operating Activities:</i>			
Operating Income	\$504,247	\$672,073	\$1,176,320
<i>Adjustments to Reconcile Operating Income to Net Cash Provided By Operating Activities</i>			
Depreciation	189,738	269,964	459,702
<i>Changes in Assets and Liabilities:</i>			
(Increase) Decrease in Accounts Receivable	12,238	(9,970)	2,268
Increase in Special Assessments Receivable	(52,164)	0	(52,164)
Decrease in Due From Other Funds	286	296	582
Increase in Prepaid Items	(20)	(34)	(54)
Increase in Accounts Payable	2,642	681	3,323
Decrease in Contracts Payable	0	(9,771)	(9,771)
Decrease in Contracts Payable Retainage	0	(5,269)	(5,269)
Decrease in Accrued Salaries Payable	(27)	(69)	(96)
Decrease in Due to Other Governments	(83,831)	(11)	(83,842)
Increase in Compensated Absences Payable	720	195	915
Net Cash Provided By Operating Activities	<u>\$573,829</u>	<u>\$918,085</u>	<u>\$1,491,914</u>

Non-Cash Transactions:

During 1999, the Capital Projects Funds purchased infrastructure for the Sewer and Water Enterprise Funds with a fair market value of \$138,772, and \$122,056, respectively.

GENERAL FIXED ASSETS ACCOUNT GROUP

To account for fixed assets other than those accounted for in the enterprise funds.



**HUBER
HEIGHTS**
Come Grow With Us!

CITY OF HUBER HEIGHTS, OHIO
SCHEDULE OF GENERAL FIXED ASSETS
BY SOURCE
DECEMBER 31, 1999

General Fixed Assets:

Land	\$2,053,989
Buildings	9,395,217
Equipment	2,614,810
Furniture and Fixtures	568,706
Vehicles	<u>3,186,617</u>
Total General Fixed Assets	<u>\$17,819,339</u>

Investment in General Fixed Assets From:

General Fund Revenues	\$281,476
Special Revenue Funds Revenues	3,378,118
Capital Projects Funds Revenues	6,249,922
Donations	113,395
Acquired before 12/31/92	<u>7,796,428</u>
Total Investment in General Fixed Assets	<u>\$17,819,339</u>

CITY OF HUBER HEIGHTS, OHIO
 SCHEDULE OF GENERAL FIXED ASSETS
 BY FUNCTION AND ACTIVITY
 DECEMBER 31, 1999

<u>FUNCTION AND ACTIVITY</u>	<u>LAND</u>	<u>BUILDINGS</u>	<u>EQUIPMENT</u>
Security of Persons and Property			
Police	\$19,027	\$2,455,296	\$937,797
Fire	0	2,809,902	450,423
Dispatch	0	0	255,469
Total Security of Persons and Property	<u>19,027</u>	<u>5,265,198</u>	<u>1,643,689</u>
Leisure Time Activities			
Parks and Recreation	865,152	386,444	95,388
Total Leisure Time Activities	<u>865,152</u>	<u>386,444</u>	<u>95,388</u>
Community Environment			
Engineering, Zoning and Planning	1,053,458	405,689	41,412
Total Community Environment	<u>1,053,458</u>	<u>405,689</u>	<u>41,412</u>
Transportation			
Street	0	341,584	577,637
Total Transportation	<u>0</u>	<u>341,584</u>	<u>577,637</u>
General Government			
Administration	116,352	2,996,302	179,075
Finance	0	0	77,609
Total General Government	<u>116,352</u>	<u>2,996,302</u>	<u>256,684</u>
Total General Fixed Assets	<u>\$2,053,989</u>	<u>\$9,395,217</u>	<u>\$2,614,810</u>

<u>FURNITURE AND FIXTURES</u>	<u>VEHICLES</u>	<u>TOTAL</u>
\$49,229	\$739,967	\$4,201,316
7,317	1,433,321	4,700,963
3,550	0	259,019
<u>60,096</u>	<u>2,173,288</u>	<u>9,161,298</u>
<u>446,391</u>	<u>15,247</u>	<u>1,808,622</u>
<u>446,391</u>	<u>15,247</u>	<u>1,808,622</u>
<u>39,237</u>	<u>95,828</u>	<u>1,635,624</u>
<u>39,237</u>	<u>95,828</u>	<u>1,635,624</u>
<u>7,800</u>	<u>854,444</u>	<u>1,781,465</u>
<u>7,800</u>	<u>854,444</u>	<u>1,781,465</u>
9,297	47,810	3,348,836
5,885	0	83,494
<u>15,182</u>	<u>47,810</u>	<u>3,432,330</u>
<u>\$568,706</u>	<u>\$3,186,617</u>	<u>\$17,819,339</u>

CITY OF HUBER HEIGHTS, OHIO
SCHEDULE OF CHANGES IN GENERAL FIXED ASSETS
BY FUNCTION AND ACTIVITY
FOR THE YEAR ENDED DECEMBER 31, 1999

FUNCTION AND ACTIVITY	GENERAL FIXED ASSETS 1/1/99	ADDITIONS	DEDUCTIONS	TRANSFERS	GENERAL FIXED ASSETS 12/31/99
Security of Persons and Property					
Police	\$4,006,258	\$228,649	\$42,743	\$9,152	\$4,201,316
Fire	4,789,789	115,785	204,611	0	4,700,963
Dispatch	260,589	0	1,570	0	259,019
Total Security of Persons and Property	9,056,636	344,434	248,924	9,152	9,161,298
Leisure Time Activities					
Parks and Recreation	1,670,415	138,207	0	0	1,808,622
Total Leisure Time Activities	1,670,415	138,207	0	0	1,808,622
Community Environment					
Engineering, Zoning and Planning	897,784	1,358,349	635,952	15,443	1,635,624
Total Community Environment	897,784	1,358,349	635,952	15,443	1,635,624
Transportation					
Street	1,691,709	262,203	172,447	0	1,781,465
Total Transportation	1,691,709	262,203	172,447	0	1,781,465
General Government					
Administration	3,339,998	30,789	4,636	(17,315)	3,348,836
Finance	94,586	12,288	16,100	(7,280)	83,494
Total General Government	3,434,584	43,077	20,736	(24,595)	3,432,330
Total General Fixed Assets	\$16,751,128	\$2,146,270	\$1,078,059	\$0	\$17,819,339

*Statistical
Section*

STATISTICAL SECTION

THE FOLLOWING UNAUDITED STATISTICAL TABLES
REFLECT SOCIAL AND ECONOMIC DATA, FINANCIAL TRENDS AND
FISCAL CAPACITY OF THE CITY

CITY OF HUBER HEIGHTS, OHIO
GENERAL FUND EXPENDITURES BY FUNCTION
LAST TEN YEARS

Year	Security of Persons and Property	Leisure Time Activities	Community Environment	General Government	Capital Outlay	Debt Service	Total
1999 a	\$528,953	\$0	\$785,725	\$1,619,416	\$0	\$5,732	\$2,939,826
1998 a	662,453	0	689,672	1,807,028	0	0	3,159,153
1997 a	569,493	0	570,328	1,536,869	0	0	2,676,690
1996 a	537,764	0	531,017	1,827,426	0	19,797	2,916,004
1995 a	549,248	0	522,813	1,242,241	0	19,797	2,334,099
1994 a	500,892	0	553,973	1,301,740	0	19,797	2,376,402
1993 a	634,765	0	305,980	1,493,142	0	0	2,433,887
1992 a	384,174	0	412,914	1,287,789	0	0	2,084,877
1991 a	393,825	0	288,644	1,238,514	0	22,785	1,943,768
1990 b	317,112	3,627	278,258	854,642	55,193	3,120	1,511,952

Source: Finance Office, City of Huber Heights

a - GAAP basis financial data

b - Cash basis financial data

CITY OF HUBER HEIGHTS, OHIO
GENERAL FUND REVENUES BY SOURCE
LAST TEN YEARS

Year	Municipal Income Taxes	Property and Other Taxes	Inter- governmental	Special Assessments	Charges for Services	Fines, Licenses and Permits			(1) Interest	(2) Rent	(1) Other		Total
						(1) Interest	(2) Rent	(1) Other			(1) Other		
1999 a	\$4,904,359	\$774,811	\$1,374,714	\$13,423	\$13,873	\$425,525	\$680,478	\$70,122	\$42,903	\$8,300,208			
1998 a	4,653,183	733,319	1,420,754	5,644	0	290,120	678,245	16,990	135,417	7,933,672			
1997 a	4,434,218	708,586	1,317,627	2,809	93,374	264,200	624,217	0	53,643	7,498,674			
1996 a	4,465,498	704,002	1,417,374	1,464	145,821	271,653	572,298	0	42,419	7,620,529			
1995 a	4,517,167	771,114	947,905	1,349	89,180	301,052	564,625	0	18,375	7,210,767			
1994 a	3,789,437	738,508	833,993	510	105,266	293,717	364,634	0	42,143	6,168,208			
1993 a	3,726,866	754,644	893,880	1,687	77,163	262,589	285,263	0	16,057	6,018,149			
1992 a	3,331,117	643,127	924,726	1,516	57,169	254,323	342,761	0	29,255	5,583,994			
1991 a	3,137,749	529,586	931,594	7,613	68,921	251,337	556,631	0	25,008	5,508,439			
1990 b	2,938,239	518,513	914,523	2,857	69,777	260,389	0	0	673,275	5,377,573			

Source: Finance Office, City of Huber Heights

a - GAAP basis financial data

b - Cash basis financial data

(1) - Prior to 1991 interest revenue was included in Other Revenue.

(2) - In the Fall of 1998, the court facilities building opened resulting in rent revenue being received from Montgomery County.

CITY OF HUBER HEIGHTS, OHIO
PROPERTY TAX LEVIES AND COLLECTIONS
LAST TEN YEARS

Collection Year	Total Tax Levy	Current Tax Collections	Delinquent Tax Collections	Total Tax Collections (1)	Percent of Total Tax Collections To Tax Levy	Accumulated Outstanding Delinquent Taxes	Percentage of Accumulated Delinquent Taxes To Total Tax Levy
1999	\$3,300,077	\$3,229,470	\$135,134	\$3,364,604	101.96%	\$165,157	5.00%
1998	3,266,958	3,170,974	139,807	3,310,781	101.34	198,358	6.07
1997	3,208,232	3,137,752	96,593	3,234,345	100.81	190,762	5.95
1996	3,182,737	3,146,459	100,525	3,246,984	102.02	147,385	4.63
1995	3,103,941	3,079,947	1,307	3,081,254	99.27	157,744	5.08
1994	3,161,816	3,142,234	83,084	3,225,318	102.01	104,557	3.31
1993	3,506,953	3,512,024	72,210	3,584,234	102.20	162,105	4.62
1992	3,446,227	3,374,217	79,351	3,453,568	100.21	142,203	4.13
1991	3,364,343	3,292,495	63,786	3,356,281	99.76	207,938	6.18
1990	3,221,775	(2)	(2)	3,263,111	101.28	119,914	3.72

Source: County Auditor; Montgomery County, Ohio

(1) - Information not available to exclude intergovernmental revenue from taxes.

(2) - Unavailable - County Auditor's office unable to determine.

CITY OF HUBER HEIGHTS, OHIO
 ASSESSED VALUE AND ESTIMATED
 TRUE VALUE OF TAXABLE PROPERTY
 LAST TEN YEARS

Collection Year	Public Utility		Tangible Personal	Total Assessed Value	(1) Estimated Value	Percentage of Assessed Value To Estimated True Value
	Real	Personal				
1999	\$440,720,660	\$20,955,570	\$31,010,458	\$492,686,688	\$1,416,728,815	34.78%
1998	436,632,340	20,254,610	30,201,492	487,088,442	1,397,378,344	34.86
1997	434,689,200	20,358,530	28,270,336	483,318,066	1,375,973,056	35.13
1996	396,259,300	25,425,970	25,469,633	447,154,903	1,272,341,639	35.14
1995	389,096,460	25,893,970	22,752,617	437,743,047	1,232,139,605	35.53
1994	385,786,340	25,030,590	24,169,564	434,986,494	1,227,368,793	35.44
1993	354,439,920	24,974,990	20,165,161	399,580,071	1,118,321,120	35.73
1992	347,599,130	23,040,640	20,469,891	391,109,661	1,094,911,361	35.72
1991	331,472,020	21,656,150	19,504,386	372,632,556	1,040,957,531	35.80
1990	260,726,280	26,517,100	17,592,961	304,836,341	834,281,332	36.54

Source: County Auditor; Montgomery County, Ohio

(1) This is calculated by dividing the assessed value by the assessment percentage. The percentages for 1999 were 35 percent for real property and public utility real, 88 percent public utility tangible personal, and 25 percent for tangible personal and interexchange telecom public utility.

CITY OF HUBER HEIGHTS, OHIO
 PROPERTY TAX RATES - DIRECT AND OVER LAPPING GOVERNMENTS
 (PER \$1,000 OF ASSESSED VALUATION)
 LAST TEN YEARS

Collection Year	City of Huber Heights						Huber Heights School District	Montgomery County	Miami Valley Career Technology Center	Montgomery County Public Library
	General Fund	Fire Fund	Police Fund	Street Fund	G.O. Bond Fund	Total				
1999	\$1.50	\$4.29	\$5.50	\$0.00	\$0.45	\$11.74	\$47.71	\$16.64	\$2.58	\$0.26
1998	1.50	4.29	5.50	0.00	0.47	11.76	47.92	16.64	2.58	0.26
1997	1.50	4.29	5.50	0.00	0.47	11.76	47.98	16.64	2.58	0.72
1996	1.50	4.29	5.50	0.00	0.50	11.79	48.37	16.64	2.58	0.72
1995	1.50	4.29	5.50	0.00	0.50	11.79	48.47	16.64	2.58	0.72
1994	1.50	4.29	5.50	0.00	0.67	11.96	48.68	16.14	2.58	0.00
1993	1.50	4.29	5.50	2.38	0.67	14.34	48.68	13.64	2.58	0.00
1992	1.50	4.29	5.50	2.38	0.67	14.34	50.55	10.45	1.98	0.00
1991	1.50	4.29	5.50	2.38	0.90	14.57	41.05	10.45	1.98	0.00
1990	1.50	4.29	5.50	2.38	0.90	14.57	41.41	10.45	1.98	0.00

Source: County Auditor, Montgomery County, Ohio

CITY OF HUBER HEIGHTS, OHIO
SPECIAL ASSESSMENTS BILLED AND COLLECTED
LAST TEN YEARS

Collection Year	Billed	Amount Collected	Percent Collected
1999	\$639,199	\$672,486	105.21%
1998	666,172	641,300	96.27
1997	648,614	586,871	90.48
1996	623,553	615,156	98.65
1995	603,835	602,998	99.86
1994	665,449	655,977	98.58
1993	763,670	649,705	85.08
1992	759,432	633,951	83.48
1991	665,519	575,813	86.52
1990	(1)	404,327	(1)

Source: County Auditor; Montgomery County, Ohio

(1) Not available from Montgomery County Auditor.

This table reflects only those special assessments collected through the County Auditor's office. It does not reflect lump sum payments received by the City.

CITY OF HUBER HEIGHTS, OHIO
 RATIO OF NET GENERAL OBLIGATION BONDED DEBT
 TO ASSESSED VALUE AND NET BONDED DEBT PER CAPITA
 LAST TEN YEARS

Collection Year	Population (1)	Assessed Value	Gross Bonded Debt (2)	Debt Service Monies Available (3)	Net Bonded Debt	Ratio of	
						Net Bonded Debt to Assessed Valuation	Net Bonded Debt Per Capita
1999	42,212	\$492,686,688	\$11,107,605	\$575,678	\$10,531,927	2.14%	\$249.50
1998	38,939	487,088,442	11,873,537	466,383	11,407,154	2.34	292.95
1997	38,939	483,318,066	12,573,728	320,150	12,253,578	2.54	314.69
1996	38,939	447,154,903	9,493,919	287,372	9,206,547	2.06	236.44
1995	40,663	437,743,047	10,040,368	255,822	9,784,546	2.24	240.63
1994	40,045	434,986,494	10,427,817	1,309,865	9,117,952	2.10	227.69
1993	40,045	399,580,071	9,672,266	191,262	9,481,004	2.37	236.76
1992	40,045	391,109,661	7,407,900	102,638	7,305,262	1.87	182.43
1991	38,391	372,632,556	7,639,400	98,438	7,540,962	2.02	196.43
1990	38,391	304,836,341	4,025,000	84,537	3,940,463	1.29	102.64

Source: (1) U.S. Census Reports, provided by the Miami Valley Regional Planning Commission.

(2) Includes only general obligation bonded debt payable from property taxes.

(3) Excludes debt service money available to pay special assessment bonded debt.

CITY OF HUBER HEIGHTS, OHIO
 COMPUTATION OF OVERALL LEGAL DEBT MARGIN
 DECEMBER 31, 1999

Assessed Value		<u>\$492,686,688</u>
Overall Debt Limitation 10 1/2 Percent of Assessed Valuation		\$51,732,102
Total Voted and Unvoted Debt Outstanding at December 31, 1999	34,806,438	
Less: Exempt Debt		
Unvoted General Obligation Bonds Issued in Anticipation of the Collection of Special Assessments	(5,092,394)	
Unvoted General Obligation Notes Issued in Anticipation of the Collection of Special Assessments	(726,000)	
Unvoted General Obligation Bonds to be Paid from Enterprise Fund Revenue	(11,260,517)	
Unvoted OWDA Loans to be Paid from Enterprise Fund Revenue	<u>(5,963,665)</u>	
Debt Within 10 1/2 Percent Limitation	11,763,862	
Less: Bond Retirement Fund Balance	<u>(575,678)</u>	
Net Debt Subject to 10 1/2 Percent Limitation		<u>(11,188,184)</u>
Legal Debt Margin Within 10 1/2 Percent Limitation		<u>\$40,543,918</u>

CITY OF HUBER HEIGHTS, OHIO
 COMPUTATION OF UNVOTED LEGAL DEBT MARGIN
 DECEMBER 31, 1999

Assessed Value		<u>\$492,686,688</u>
Unvoted Debt Limitation 5 1/2 Percent of Assessed Valuation		\$27,097,768
Total Unvoted Debt Outstanding at December 31, 1999	33,026,438	
Less: Exempt Debt		
Unvoted General Obligation Bonds Issued in Anticipation of the Collection of Special Assessments	(5,092,394)	
Unvoted General Obligation Notes Issued in Anticipation of the Collection of Special Assessments	(726,000)	
Unvoted General Obligation Bonds to be Paid from Enterprise Fund Revenue	(11,260,517)	
Unvoted OWDA Loans to be Paid from Enterprise Fund Revenue	<u>(5,963,665)</u>	
Debt Within 5 1/2 Percent Limitations	9,983,862	
Less: Bond Retirement Fund Balance	<u>(575,678)</u>	
Net Debt Within 5 1/2 Percent Limitation		<u>(9,408,184)</u>
Legal Debt Margin Within 5 1/2 Percent Limitation		<u>\$17,689,584</u>

CITY OF HUBER HEIGHTS, OHIO
 COMPUTATION OF DIRECT AND OVERLAPPING GENERAL OBLIGATION BONDED DEBT
 DECEMBER 31, 1999

Jurisdiction	Net Debt Outstanding	Percentage Applicable To City of Huber Heights	Amount Applicable To City of Huber Heights
City of Huber Heights (1)	\$10,531,927	100.00%	10,531,927
Huber Heights City School District (2)	0	0.00	0
Montgomery County (3)	36,517,374	6.18	2,256,774
			<u>\$12,788,701</u>

Source: (1) Finance Office, City of Huber Heights
 (2) Huber Heights City School District Board of Education
 (3) County Auditor; Montgomery County, Ohio

Note: The percentage of gross indebtedness of the City's overlapping political subdivisions was determined by dividing each overlapping subdivision's assessed valuation within the City by the subdivision's total assessed value.

CITY OF HUBER HEIGHTS, OHIO
 RATIO OF ANNUAL DEBT PRINCIPAL AND INTEREST EXPENDITURES
 FOR GENERAL OBLIGATION BONDED DEBT TO TOTAL
 GENERAL FUND EXPENDITURES
 LAST TEN YEARS

Year	Debt Principal and Interest (1)	General Fund Expenditures	Ratio
1999 a	\$1,474,386	\$2,939,826	50.15%
1998 a	1,451,531	3,159,153	45.95
1997 a	1,266,119	2,676,690	47.30
1996 a	1,176,210	2,916,004	40.34
1995 a	1,172,709	2,334,099	50.24
1994 a	930,132	2,904,223	32.03
1993 a	724,802	2,433,887	29.78
1992 a	772,607	2,084,877	37.06
1991 a	473,007	1,943,768	24.33
1990 b	465,358	1,511,952	30.78

Source: Finance Office, City of Huber Heights

a - GAAP basis financial data

b - Cash basis financial data

(1) Includes only general obligation debt payable from property taxes

CITY OF HUBER HEIGHTS, OHIO
REVENUE BOND COVERAGE - WATER FUND
LAST FIVE YEARS

Year	Revenues (1)	Operating Expenses (2)	Net Revenue Available Debt Service	Debt Service Requirements			Coverage (4)
				Principal	Interest	Total	
1999	\$2,809,640	\$1,597,811	\$1,211,829	\$375,000	\$372,070	\$747,070	1.62
1998	2,658,508	1,676,010	982,498	340,000	386,010	726,010	1.35
1997	2,692,204	1,647,285	1,044,919	310,000	398,410	708,410	1.48
1996	3,494,101	2,109,158	1,384,943	210,000	492,057	702,057	1.97
1995 (3)	878,166	539,455	338,711	0	0	0	(3)

Source: Finance Office, City of Huber Heights

(1) - Total revenues including non-operating revenues and transfers.

(2) - Total operating expenses exclusive of depreciation.

(3) - 1995 is the first year that the City had revenue bonds. Payments began in 1996.

(4) - The City's bond covenant states that coverage must be at least 1.15.

CITY OF HUBER HEIGHTS, OHIO
 DEMOGRAPHIC STATISTICS
 LAST TEN YEARS

Year	Population (1)	School Enrollment (2)	Unemployment Rate Montgomery County (3)
1999	42,212	7,288	3.80%
1998	38,939	7,410	4.10
1997	38,939	7,373	4.00
1996	38,939	7,471	4.40
1995	40,663	7,602	4.00
1994	40,045	7,692	4.90
1993	40,045	7,695	6.40
1992	40,045	7,833	6.40
1991	38,391	7,839	5.70
1990	38,391	7,770	5.20

Source: (1) U.S. Census Reports, provided by the Miami Valley Regional Planning Commission.

Source: (2) Huber Heights City School District Board of Education.

Source: (3) Ohio Bureau of Employment Services

CITY OF HUBER HEIGHTS, OHIO
PROPERTY VALUES, CONSTRUCTION, AND BANK DEPOSITS
LAST TEN YEARS

Year	Property Values (1)	Residential Construction		Commercial Construction		County Bank Deposits (3)
		Number of Permits	Value (2)	Number of Permits	Value (2)	
1999	\$1,259,201,886	46	\$7,236,860	4	\$6,394,747	\$2,994,378,000
1998	1,247,520,971	47	6,915,432	4	12,101,329	3,264,705,000
1997	1,241,969,143	35	4,526,863	4	5,018,225	3,530,314,000
1996	1,132,169,429	38	5,328,346	5	2,947,093	3,899,145,000
1995	1,111,704,171	34	5,287,979	9	3,375,725	3,995,114,000
1994	1,102,246,685	18	2,306,403	21	20,816,760	4,034,766,000
1993	1,012,685,486	22	3,438,417	7	5,090,006	3,834,335,000
1992	993,140,371	89	6,597,032	10	2,290,872	4,068,798,000
1991	947,062,914	204	21,653,576	7	3,142,867	6,728,755,000
1990	744,932,229	328	21,653,576	12	3,399,947	5,701,107,000

(1) Estimated actual real property values (Public Utility Real Property not included)

Source: (2) City of Huber Heights Planning and Zoning Department.

Source: (3) Federal Reserve Bank of Cleveland. No main office in the City of Huber Heights.

CITY OF HUBER HEIGHTS, OHIO
 PRINCIPAL TAXPAYERS
 DECEMBER 31, 1999

Taxpayer	1998 Real Property Assessed Valuation (Tax Duplicate) For Collection in 1999	Percentage of Total Assessed Valuation
1. Dayton Power and Light Company	\$13,102,760	2.66%
2. Ohio Bell Telephone Company	6,380,500	1.30
3. Wildcat Development Limited	6,013,800	1.22
4. Developers Diversified	2,532,930	0.51
5. Wal-Mart Stores Incorporated	1,963,320	0.40
6. Huber Properties Incorporated	1,611,070	0.33
7. National Amusements Incorporated	1,610,810	0.33
8. Spectra - Physics Laserplane Incorporated	1,442,290	0.29
9. Imperial Heights Partnership	1,168,720	0.24
10. Soloman S. Litt Et Al	919,540	0.19
Total	<u>\$36,745,740</u>	<u>7.47%</u>

Source: County Auditor; Montgomery County, Ohio

CITY OF HUBER HEIGHTS, OHIO
 MISCELLANEOUS STATISTICS
 DECEMBER 31, 1999

Year of Incorporation	1981
Form of Government	Council/Manager
Number of Employees (excluding police and fire)	
Full-Time	52
Part-Time	13
Volunteer	3
Seasonal	25
Area	20.41 Square Miles
Miles of Streets	171 Miles
Number of Street Lights	2,261
Recreation and Culture:	
Number of Parks	13
Libraries	1
Fire Protection:	
Number of Stations	2
Number of Fire Personnel and Officers	44
Number of Volunteers	7
Number of Fire Calls	1,131
Number of EMS Calls	3,755
Police Protection:	
Number of Stations	1
Number of Policemen and Officers	52
Number of Dispatchers	11
Number of Calls	46,759
Sewer and Water:	
Miles of Sanitary Sewers	134.80
Miles of Storm Sewers	126.68
Miles of Water Lines	140.53
Education (K-12) (Public Only):	
Attendance Centers	10
Number of Classrooms	366
Number of Teachers	440
Number of Support Staff	288
Number of Students	7,288

CITY OF HUBER HEIGHTS, OHIO
LABOR FORCE AND UNEMPLOYMENT RATES
LAST 25 YEARS

Year	<u>Montgomery County</u>		<u>Dayton-Springfield M.S.A. (2)</u>		<u>Ohio (3)</u>		<u>U. S. A. (4)</u>
	<u>Labor Force (1)</u>	<u>Unemploy- ment Rate (5)</u>	<u>Labor Force (1)</u>	<u>Unemploy- ment Rate (5)</u>	<u>Labor Force (1)</u>	<u>Unemploy- ment Rate (5)</u>	<u>Unemploy- ment Rate (5)</u>
1999	278.5	3.8%	471.0	3.8%	5,749.0	4.3%	4.2%
1998	281.0	4.1	470.2	3.9	5,678.0	4.3	4.5
1997	284.5	4.0	477.3	4.1	5,707.0	4.6	4.9
1996	283.2	4.4	473.7	4.5	5,643.0	4.9	5.4
1995	282.5	4.0	471.5	4.0	5,584.4	4.8	5.6
1994	284.0	4.9	469.0	4.8	5,541.2	5.5	6.1
1993	284.8	6.4	471.1	6.5	5,431.8	7.8	7.6
1992	288.5	6.4	477.1	6.5	5,490.0	7.2	7.4
1991	289.4	5.7	474.4	5.8	5,440.0	6.4	6.7
1990	290.7	5.2	476.8	5.3	5,433.0	5.7	5.5
1989	292.2	5.1	498.6	5.1	5,419.0	5.5	5.3
1988	287.7	5.3	469.0	5.2	5,322.0	6.0	5.5
1987	283.3	5.6	463.8	5.6	5,253.0	7.0	6.2
1986	282.3	6.5	462.0	6.6	5,232.0	8.1	7.0
1985	274.9	7.0	450.4	7.2	5,135.0	8.9	7.2
1984	266.8	8.0	440.1	8.0	5,089.0	9.4	7.5
1983	265.2	10.5	438.5	10.6	5,099.0	12.2	9.6
1982	270.0	11.5	391.8	11.4	5,114.0	12.5	9.7
1981	269.5	8.5	390.8	8.4	5,100.0	9.6	7.6
1980	269.4	7.7	390.2	7.5	5,089.0	8.4	7.1
1979	271.5	6.7	392.2	6.2	5,059.0	5.9	5.8
1978	265.6	4.6	381.1	4.6	4,959.0	5.4	6.1
1977	266.8	5.8	368.6	5.5	4,833.0	6.5	7.1
1976	261.0	7.0	360.5	6.7	4,751.0	7.8	7.7
1975	259.1	8.7	357.6	8.4	4,723.0	9.1	8.5

- NOTES:
- (1) Labor force in thousands.
 - (2) From 1975 through 1982, the Dayton metropolitan statistical area included Greene, Montgomery, Miami and Preble Counties. From 1983 through the present, the Dayton M. S. A. included Clark, Greene, Montgomery and Miami Counties.
 - (3) Ohio estimates are based upon county of residence.
 - (4) National data are seasonally adjusted.
 - (5) The unemployment rate is equal to the estimate of unemployed persons divided by the estimated civilian work force which includes workers on strike.

Source: Ohio Bureau of Employment Services, Division of Research and Statistics

CITY OF HUBER HEIGHTS, OHIO
 PRINCIPAL EMPLOYERS
 DAYTON-SPRINGFIELD METROPOLITAN STATISTICAL AREA
 DECEMBER 31, 1999

<u>Employer</u>	<u>Nature of Activity or Business</u>	<u>Approximate Number of Employees</u>
Wright-Patterson Air Force Base	Military base	21,900
General Motors/Delphi Systems	Manufacturing	19,000
Premier Health Partners	Hospitals	8,300
Airborne Express	Air Freight	7,900
Meijer, Inc.	Grocery and Retail Merchandise	6,600
Montgomery County	Government	4,750
NAVISTAR International	Manufacturing	4,400
Dayton Public Schools	Education	4,200
AK Steel Corporation	Manufacturing	4,000
NCR Corporation	Manufacturing	3,500
Kettering Medical Center	Hospital	3,300
City of Dayton	Government	3,000
Emery Worldwide Airlines	Air Freight	2,900
LEXIS-NEXIS	Electronic Information Services	2,700
Elder Beerman Corporation	Retail Merchandise	2,500
Reynolds and Reynolds	Business Information Systems	2,400
Copeland Corporation	Manufacturing	2,200
University of Dayton	Education	2,200
Franciscan Medical Center	Hospital	2,000
Wright State University	Education	2,000
Grandview Hospital/Medical Center	Hospital	1,800
Dayton Veterans Affairs Medical Center	Hospital	1,800
Sinclair Community College	Education	1,900
Dayton Power and Light	Utility	1,600

Source: Miami Valley Regional Planning Commission, 1999

CITY OF HUBER HEIGHTS, OHIO
 PRINCIPAL EMPLOYERS
 CITY OF HUBER HEIGHTS
 DECEMBER 31, 1999

<u>Employer</u>	<u>Nature of Activity or Business</u>	<u>Approximate Number of Employees</u>
A B F Freight Systems	Truck Terminal	735
Spectra-Precision, Inc.	Laser Manufacturing	680
Huber Heights City Schools	Education	585
Wal-Mart Stores, Inc.	General Merchandise	295
Paxar Corporation	Paper Products Manufacturing	225
Montgomery Development Center	Handicapped Home	214
City of Huber Heights	Government	207
Kohl's Department Stores, Inc.	General Merchandise	180
Cub Foods	Grocery Store	176
Bowser Morner	Testing Laboratory	172
Globe Products, Inc.	Winding Equipment	161
Beta Laser Mike, Inc.	Laser Gauging	155
Target Stores	General Merchandise	150
K-Mart Corporation	General Merchandise	150
Enginetics	Aerospace Parts	144
Elder-Beerman Corporation	General Merchandise	140
Pizzeria Uno	Restaurant	120
Applebee's	Restaurant	110
Spring Creek Nursing Center	Nursing Home	106
Kroger Co.	Grocery Store	100
St. Peter's Catholic Church	Church and School	95
Howard's Pharmacy	Drugstore	90
Old Country Buffet	Restaurant	90
Dayton Freight Lines	Trucking	87
AIDA-Dayton Technologies	Press Manufacturing	80
Furrow's Building Materials	Retail Building Materials	78
Catlow Industries	Gas Pump Nozzle Manufacturing	75
U. S. Postal Service	Postal Service	74
Steak 'N Shake	Restaurant	71
Waste Management Industrial	Sewer Cleaning	70

Source: City of Huber Heights Planning and Development Division, 1999

CITY OF HUBER HEIGHTS, OHIO
MUNICIPAL INCOME TAX RECEIPTS
(CASH BASIS)
LAST SEVENTEEN YEARS

	<u>Year</u>	<u>Amount</u>	<u>% change</u>
(4)	1999	\$8,700,598	6.26%
	1998	8,187,825	6.01
	1997	7,723,542	3.69
	1996	7,448,517	.27 (5.78% Adj) (3)
	1995	7,428,282	37.85
	1994	5,388,861	45.83
	1993	3,695,223	6.14
	1992	3,481,346	11.64
	1991	3,118,452	3.65
	1990	3,008,772	5.10
	1989	2,862,659	6.99
	1988	2,675,636	15.08
(1)	1987	2,324,970	7.04
(2)	1986	2,172,095	25.45
	1985	1,731,416	30.18
	1984	1,330,065	91.90
	1983	693,121	

(1) City taxes increased from 1% to 1.75% effective 1994

(2) In 1995 the "due date" for payment of withholding taxes was accelerated by approximately 20 days.

Therefore in 1995 a portion of revenues, which previously had been due and received in January of the next year, were actually received in December 1995. This resulted in a one time increase in collection in 1995 equivalent to 384 days versus 364 days of collections.

(3) Adjusted to a normal 364-day year, the City estimates that it would have received approximately \$7,041,400 during 1995 had the accelerated withholding not been implemented. Based upon this adjusted figure, the growth in tax collections comparing 1996 to 1995 would have been approximately 5.78%.

(4) City tax rate increased from 1.75% to 1.95% on 06/01/99; actual collections will not be fully realized until 2000.

Source: City of Huber Heights Finance Records

CITY OF HUBER HEIGHTS, OHIO
VOTED PROPERTY TAX
DECEMBER 31, 1999

<u>Millage Rate</u>				
<u>Authorized</u>	Levied For Current <u>Collection Year (1)</u>		<u>Purpose</u>	Last Collection <u>Year</u>
	<u>Res./Agr.</u>	<u>All Other</u>		
1.000	0.315860	0.413350	Police	Continuing
2.370	0.748588	0.979639	Police	Continuing
.630	0.199512	0.261092	Police	Continuing
1.500	0.608571	0.747354	Police	Continuing
.790	0.249529	0.326546	Fire	Continuing
.420	0.132661	0.173607	Fire	Continuing
.290	0.091839	0.120185	Fire	Continuing
.170	0.068980	0.084058	Fire	Continuing
2.250	0.912856	1.121031	Fire	Continuing
.370	0.151230	0.184347	Fire	Continuing

(1) Ohio law provides for a reduction in the rates of voted levies to offset increased values resulting from a reappraisal of real property. Reduction factors are applied to authorized voted levies so that each levy yields the same amount of property taxes as in the year in which the levy was approved.

Increases to voted levy revenues are restricted to assessments for new construction. The reduction factors are computed annually and applied separately for residential/agricultural property and all other property.

Source: County Auditor; Montgomery County, Ohio

CITY OF HUBER HEIGHTS, OHIO
 LAND USE BY ACRES AND VALUATION
 DECEMBER 31, 1999

<u>Land Use</u>	<u>Area (in acres)</u>	<u>Percent of Assessed Valuation of Real Property (1999 Valuation)</u>
Residential	3,987	74.55%
Commercial/Industrial	1,199	19.55
Public Utility	830	(a)
Governmental and Other Tax Exempt	1,589	(b)
Agricultural	3,865	0.59
Undeveloped	2,733	(c)

- (a) Not available from County Auditor
- (b) Not applicable. Exempt from property taxation
- (c) Included in above categories.

Source: City of Huber Heights Planning and Development Division, 1999



**HUBER
HEIGHTS**
Come Grow With Us!

*Single Audit
Report
Section*

SINGLE AUDIT REPORT

As a recipient of federal financial assistance, the City is responsible for ensuring that an adequate internal control structure is in place to ensure compliance with applicable laws and regulations. This internal control structure is subject to periodic evaluation by management and the independent auditor of the City.

As a part of the City's single audit, tests are made to determine the adequacy of the internal control structure related to federal and financial assistance programs as well as to determine that the City has complied with applicable laws and regulations. The results of the City's single audit for the fiscal year ended December 31, 1999, provided no instances of material weaknesses in the internal control structure or significant violations of applicable laws and regulations.



STATE OF OHIO
OFFICE OF THE AUDITOR

JIM PETRO, AUDITOR OF STATE

One First National Plaza
130 West Second Street
Suite 2040
Dayton, Ohio 45402
Telephone 937-285-6677
800-443-9274
Facsimile 937-285-6688
www.auditor.state.oh.us

**REPORT ON COMPLIANCE WITH REQUIREMENTS APPLICABLE TO EACH MAJOR
FEDERAL PROGRAM AND INTERNAL CONTROL OVER COMPLIANCE
IN ACCORDANCE WITH OMB CIRCULAR A-133**

City of Huber Heights
Montgomery County
6131 Taylorsville Road
Huber Heights, Ohio 45424

To Members of City Council:

Compliance

We have audited the compliance of the City of Huber Heights (the City) with the types of compliance requirements described in the *U.S. Office of Management and Budget (OMB) Circular A-133, Compliance Supplement* that are applicable to its major federal program for the year ended December 31, 1999. The City's major federal program is identified in the summary of auditor's results section of the accompanying schedule of findings. Compliance with the requirements of laws, regulations, contracts and grants applicable to its major federal program is the responsibility of the City's management. Our responsibility is to express an opinion on City's compliance based on our audit.

We conducted our audit of compliance in accordance with generally accepted auditing standards; the standards applicable to financial audits contained in *Government Auditing Standards*, issued by the Comptroller General of the United States; and OMB Circular A-133, *Audits of States, Local Governments, and Non-Profit Organizations*. Those standards and OMB Circular A-133 require that we plan and perform the audit to obtain reasonable assurance about whether noncompliance occurred with the types of compliance requirements referred to above that could have a direct and material effect on a major federal program. An audit includes examining, on a test basis, evidence about the City's compliance with those requirements and performing such other procedures as we considered necessary in the circumstances. We believe that our audit provides a reasonable basis for our opinion. Our audit does not provide a legal determination on the City's compliance with those requirements.

In our opinion, the City complied, in all material respects, with the requirements referred to above that are applicable to its major federal program for the year ended December 31, 1999.

Internal Control Over Compliance

The management of the City is responsible for establishing and maintaining effective internal control over compliance with requirements of laws, regulations, contracts and grants applicable to federal programs. In planning and performing our audit, we considered the City's internal control over compliance with requirements that could have a direct and material effect on a major federal program in order to determine our auditing procedures for the purpose of expressing our opinion on compliance and to test and report on internal control over compliance in accordance with OMB Circular A-133.

Our consideration of the internal control over compliance would not necessarily disclose all matters in the internal control that might be material weaknesses. A material weakness is a condition in which the design or operation of one or more of the internal control components does not reduce to a relatively low level the risk that noncompliance with applicable requirements of laws, regulations, contracts and grants that would be material in relation to a major federal program being audited may occur and not be detected within a timely period by employees in the normal course of performing their assigned functions. We noted no matters involving the internal control over compliance and its operation that we consider to be material weaknesses.

This report is intended for the information and use of the audit committee, management, City Council, and federal awarding agencies and pass-through entities, and is not intended to be and should not be used by anyone other than these specified parties.



JIM PETRO
Auditor of State

May 1, 2000

CITY OF HUBER HEIGHTS
 SCHEDULE OF FEDERAL AWARDS EXPENDITURES
 FOR THE YEAR ENDED DECEMBER 31, 1999

Federal Grantor/ Pass Through Grantor Program Title	Pass Through Entity Number	Federal CFDA Number	Disbursements
<u>U.S. DEPARTMENT OF HOUSING AND URBAN DEVELOPMENT</u>			
<i>Passed Through Montgomery County</i>			
Community Development Block Grant/ Entitlement Grants	B-96-UC-39-0004	14.218	\$469,434
Total U.S. Department of Housing and Urban Development			<u>469,434</u>
<u>U.S. DEPARTMENT OF JUSTICE</u>			
Local Law Enforcement Block Grants Program	98-LB-VX-6550	16.592	26,076
Equitable Sharing of Federally Forfeited Property for State and Local Law Enforcement Agencies	N/A	16.000	1,800
Total U.S. Department of Justice			<u>27,876</u>
Total			<u>\$497,310</u>

The accompanying notes to this schedule are an integral part of this schedule.

**CITY OF HUBER HEIGHTS
NOTES TO THE SCHEDULE OF FEDERAL AWARDS EXPENDITURES
FOR THE YEAR ENDED DECEMBER 31, 1999**

NOTE A - SIGNIFICANT ACCOUNTING POLICIES

The accompanying Schedule of Federal Awards Expenditures (the Schedule) summarizes activity of the City's federal award programs. The Schedule has been prepared on the cash basis of accounting.

NOTE B - MATCHING REQUIREMENTS

Certain Federal programs require that the City contribute non-Federal funds (matching funds) to support the Federally-funded programs. The City has complied with the matching requirements. The expenditure of non-Federal matching funds is not included on the Schedule.

CITY OF HUBER HEIGHTS
 SCHEDULE OF FINDINGS
 OMB CIRCULAR A -133 § .505
 FOR THE YEAR ENDED DECEMBER 31, 1999

1. SUMMARY OF AUDITOR'S RESULTS

(d)(1)(i)	Type of Financial Statement Opinion	Unqualified
(d)(1)(ii)	Were there any material control weakness conditions reported at the financial statement level (GAGAS)?	No
(d)(1)(ii)	Were there any other reportable control weakness conditions reported at the financial statement level (GAGAS)?	No
(d)(1)(iii)	Was there any reported material non-compliance at the financial statement level (GAGAS)?	No
(d)(1)(iv)	Were there any material internal control weakness conditions reported for major federal programs?	No
(d)(1)(iv)	Were there any other reportable internal control weakness conditions reported for major federal programs?	No
(d)(1)(v)	Type of Major Programs' Compliance Opinion	Unqualified
(d)(1)(vi)	Are there any reportable findings under § .510?	No
(d)(1)(vii)	Major Programs (list):	Community Development Block Grant/ Entitlement Grants- CFDA # 14.218
(d)(1)(viii)	Dollar Threshold: Type A\B Programs	Type A: > \$ 300,000 Type B: all others
(d)(1)(ix)	Low Risk Auditee?	No



**STATE OF OHIO
OFFICE OF THE AUDITOR**

JIM PETRO, AUDITOR OF STATE

88 East Broad Street
P.O. Box 1140
Columbus, Ohio 43216-1140

Telephone 614-466-4514
800-282-0370

Facsimile 614-466-4490

CITY OF HUBER HEIGHTS

MONTGOMERY COUNTY

CLERK'S CERTIFICATION

This is a true and correct copy of the report which is required to be filed in the Office of the Auditor of State pursuant to Section 117.26, Revised Code, and which is filed in Columbus, Ohio.

Susan Babbitt

CLERK OF THE BUREAU

**CERTIFIED
JUNE 15, 2000**