

**CITY OF PORTSMOUTH
SCIOTO COUNTY**

SINGLE AUDIT

FOR THE YEAR ENDED DECEMBER 31, 1999



JIM PETRO
AUDITOR OF STATE

STATE OF OHIO

**CITY OF PORTSMOUTH
SCIOTO COUNTY
TABLE OF CONTENTS**

TITLE	PAGE
Schedule of Federal Awards Expenditures	1
Notes to Schedule of Federal Awards Expenditures	2
Report of Independent Accountants on Compliance and on Internal Control Required by <i>Government Auditing Standards</i>	3
Report of Independent Accountants on Compliance with Requirements Applicable to Each Major Federal Program and Internal Control over Compliance in Accordance with OMB Circular A-133	5
Schedule of Findings and Questioned Costs - <i>OMB Circular A-133 §.505</i>	7
Schedule of Prior Audit Findings - <i>OMB Circular A-133 §.315(b)</i>	24
Corrective Action Plan - <i>OMB Circular A-133 §.315(c)</i>	25

This page intentionally left blank.

**CITY OF PORTSMOUTH
SCIOTO COUNTY
SCHEDULE OF FEDERAL AWARDS EXPENDITURES
FOR THE YEAR ENDED DECEMBER 31, 1999**

Federal Grantor/ Pass Through Grantor Program Title	Pass Through Entity Number	Federal CFDA Number	Disbursements
<u>U.S. DEPARTMENT OF HOUSING AND URBAN DEVELOPMENT</u>			
<i>Passed Through Ohio Department of Development:</i>			
Community Development Block Grant - State's Program	AD96, AF97, AF98	14.228	<u>\$327,113</u>
Total U.S. Department of Housing and Urban Development			327,113
<u>U.S. DEPARTMENT OF JUSTICE</u>			
<i>Direct from Federal Government:</i>			
Local Law Enforcement Block Grant Program	N/A	16.592	<u>41,944</u>
Total U.S. Department of Justice			41,944
<u>U.S. DEPARTMENT OF TRANSPORTATION</u>			
<i>Passed Through Ohio Department of Transportation:</i>			
State and Community Highway Safety Grant	GR-1-861-0	20.600	<u>28,781</u>
Total U.S. Department of Transportation			28,781
<u>U.S. ENVIRONMENTAL PROTECTION AGENCY</u>			
<i>Passed Through Ohio Environmental Protection Agency:</i>			
Air Pollution Control Program Support Grant	241441	66.001	<u>82,619</u>
Total U.S. Environmental Protection Agency			82,619
<u>FEDERAL EMERGENCY MANAGEMENT AGENCY</u>			
<i>Passed Through Ohio Emergency Management Agency:</i>			
Disaster Assistance Grant	1097-DR-145-6430	83.544	<u>79,546</u>
Total Federal Emergency Management Agency			79,546
<u>U.S. DEPARTMENT OF HEALTH AND HUMAN SERVICES</u>			
<i>Passed Through Ohio Department of Health:</i>			
Childhood Lead Poisoning Prevention Project Grant	73-2-01-F-BD-392	93.197	20,212
Abstinence Education Grant	73-2-01-F-CS-320	93.235	27,211
Immunization Grant	73-2-01-P-AZ-392	93.268	14,577
Preventive Health and Health Services Block Grant	73-2-01-P-BP-387	93.991	18,156
Maternal and Child Health Services Block Grant	73-2-01-F-AI-320	93.994	<u>154,910</u>
Total U.S. Department of Health and Human Services			<u>235,066</u>
Total Federal Awards Expenditures			<u><u>\$795,069</u></u>

The accompanying notes to this schedule are an integral part of this schedule.

**CITY OF PORTSMOUTH
SCIOTO COUNTY
NOTES TO SCHEDULE OF FEDERAL AWARDS EXPENDITURES
FOR THE YEAR ENDED DECEMBER 31, 1999**

NOTE A -- SIGNIFICANT ACCOUNTING POLICIES

The accompanying Schedule of Federal Awards Expenditures (the Schedule) summarizes activity of the City's federal award programs. The Schedule has been prepared on the cash basis of accounting.

NOTE B -- SUBRECIPIENTS

The City passes-through certain Federal assistance received from the U.S. Department of Housing and Urban Development to other governments or not-for-profit agencies (subrecipients). As described in Note A, the City records expenditures of Federal awards to subrecipients when paid in cash.

The City of Portsmouth expended \$73,036 in Community Development Block Grant funding to the Greater Portsmouth Enterprise Community Corporation(GPECC).

The subrecipient agencies have certain compliance responsibilities related to administering these Federal Programs. Under Federal Circular A-133, the City is responsible for monitoring subrecipients to help assure that Federal awards are used for authorized purposes in compliance with laws, regulations and the provisions of contracts or grant agreements, and that performance goals are achieved.

NOTE C -- COMMUNITY DEVELOPMENT BLOCK GRANT (CDBG) REVOLVING LOAN PROGRAMS

The City has established a revolving loan program to provide low-interest loans to businesses to create jobs for persons from low-moderate income households and to eligible persons and to rehabilitate homes. The Federal Department of Housing and Urban Development (HUD) grants money for these loans to the City passed through the Ohio Department of Development. The initial loan of this money is recorded as a disbursement on the accompanying Schedule of Federal Awards Expenditures (the Schedule). Loans repaid, including interest, are used to make additional loans. Such subsequent loans are subject to certain compliance requirements imposed by HUD, but are not included as disbursements on the Schedule.

These loans are collateralized by mortgages on the property. At December 31, 1999, the gross amount of loans outstanding under this program was \$199,084.

NOTE D -- MATCHING REQUIREMENTS

Certain Federal programs require that the City contribute non-Federal funds (matching funds) to support the Federally-funded programs. The City has complied with the matching requirements. The expenditure of non-Federal matching funds is not included on the Schedule.

NOTE E -- COMMUNITY DEVELOPMENT BLOCK GRANT

Due to being unable to determine the specific amount of expenditures for each individual program grant, the total expenditures for all Community Development Block Grant programs are included together on the Schedule.



STATE OF OHIO
OFFICE OF THE AUDITOR
JIM PETRO, AUDITOR OF STATE

743 East State Street
Athens Mall, Suite B
Athens, Ohio 45701
Telephone 740-594-3300
800-441-1389
Facsimile 740-594-2110
www.auditor.state.oh.us

REPORT OF INDEPENDENT ACCOUNTANTS ON COMPLIANCE AND ON INTERNAL CONTROL REQUIRED BY *GOVERNMENT AUDITING STANDARDS*

City of Portsmouth
Scioto County
City Building, 728 Second Street
Portsmouth, Ohio 45662

To the Mayor and City Council:

We have audited the financial statements of the City of Portsmouth, Scioto County, Ohio, (the City) as of and for the year ended December 31, 1999, and have issued our report thereon dated June 16, 2000. We conducted our audit in accordance with generally accepted auditing standards and the standards applicable to financial audits contained in *Government Auditing Standards*, issued by the Comptroller General of the United States.

Compliance

As part of obtaining reasonable assurance about whether the City's financial statements are free of material misstatement, we performed tests of its compliance with certain provisions of laws, regulations, contracts and grants, noncompliance with which could have a direct and material effect on the determination of financial statement amounts. However, providing an opinion on compliance with those provisions was not an objective of our audit and, accordingly, we do not express such an opinion. The results of our tests disclosed instances of noncompliance that are required to be reported under *Government Auditing Standards* which are described in the accompanying Schedule of Findings and Questioned Costs as items 1999-20773-001 and 1999-20773-002. We also noted certain immaterial instances of noncompliance that we have reported to management of the City in a separate letter dated October 3, 2000.

Internal Control Over Financial Reporting

In planning and performing our audit, we considered the City's internal control over financial reporting in order to determine our auditing procedures for the purpose of expressing our opinion on the financial statements and not to provide assurance on the internal control over financial reporting. However, we noted a certain matter involving the internal control over financial reporting and its operation that we consider to be a reportable condition. Reportable conditions involve matters coming to our attention relating to significant deficiencies in the design or operation of the internal control over financial reporting that, in our judgment, could adversely affect the City's ability to record, process, summarize and report financial data consistent with the assertions of management in the financial statements. The reportable condition is described in the accompanying Schedule of Findings and Questioned Costs as item 1999-20773-003.

A material weakness is a condition in which the design or operation of one or more of the internal control components does not reduce to a relatively low level the risk that misstatements in amounts that would be material in relation to the financial statements being audited may occur and not be detected within a timely period by employees in the normal course of performing their assigned functions. Our consideration of the internal control over financial reporting would not necessarily disclose all matters in the internal control that might be reportable conditions and, accordingly, would not necessarily disclose all reportable conditions that are also considered to be material weaknesses. However, we believe the reportable condition described above is not a material weakness. We also noted other matters involving the internal control over financial reporting that do not require inclusion in this report, that we have reported to management of the City in a separate letter dated October 3, 2000.

This report is intended for the information of the management, the City Council, and federal awarding agencies and pass-through entities, and is not intended to be and should not be used by anyone other than these specified parties.



Jim Petro
Auditor of State

October 3, 2000



STATE OF OHIO
OFFICE OF THE AUDITOR
JIM PETRO, AUDITOR OF STATE

743 East State Street
Athens Mall, Suite B
Athens, Ohio 45701
Telephone 740-594-3300
800-441-1389
Facsimile 740-594-2110
www.auditor.state.oh.us

**REPORT OF INDEPENDENT ACCOUNTANTS ON COMPLIANCE WITH REQUIREMENTS
APPLICABLE TO EACH MAJOR FEDERAL PROGRAM AND INTERNAL CONTROL OVER
COMPLIANCE IN ACCORDANCE WITH OMB CIRCULAR A-133**

City of Portsmouth
Scioto County
City Building, 728 Second Street
Portsmouth, Ohio 45662

To the Mayor and City Council:

Compliance

We have audited the compliance of the City of Portsmouth, Scioto County, Ohio, (the City) with the types of compliance requirements described in the *U.S. Office of Management and Budget (OMB) Circular A-133, Compliance Supplement* that are applicable to its major federal program for the year ended December 31, 1999. The City's major federal program is identified in the Summary of Auditor's Results section of the accompanying Schedule of Findings and Questioned Costs. Compliance with the requirements of laws, regulations, contracts and grants applicable to its major federal program is the responsibility of the City's management. Our responsibility is to express an opinion on the City's compliance based on our audit.

We conducted our audit of compliance in accordance with generally accepted auditing standards; the standards applicable to financial audits contained in *Government Auditing Standards*, issued by the Comptroller General of the United States; and OMB Circular A-133, *Audits of States, Local Governments, and Non-Profit Organizations*. Those standards and OMB Circular A-133 require that we plan and perform the audit to obtain reasonable assurance about whether noncompliance occurred with the types of compliance requirements referred to above that could have a direct and material effect on a major federal program. An audit includes examining, on a test basis, evidence about the City's compliance with those requirements and performing such other procedures as we considered necessary in the circumstances. We believe that our audit provides a reasonable basis for our opinion. Our audit does not provide a legal determination on the City's compliance with those requirements.

As described in items 1999-20773-004, 1999-20773-005, 1999-20773-006, 1999-20773-007, 1999-20773-008, 1999-20773-010, 1999-20773-011, 1999-20773-012, 1999-20773-014, and 1999-20773-015 in the accompanying Schedule of Findings and Questioned Costs, the City did not comply with requirements regarding Activities Allowed or Unallowed, Allowable Costs/Cost Principles, Cash Management, Davis Bacon Act, Equipment and Real Property Management, Procurement, Program Income, Reporting, and Subrecipient Monitoring that are applicable to its Community Development Block Grants. Compliance with such requirements is necessary, in our opinion, for the City to comply with requirements applicable to that program.

In our opinion, because of the effects of the noncompliance referred to in the preceding paragraph, the City did not comply, in all material respects, with the requirements referred to above that are applicable to its major federal program, Community Development Block Grant Program, for the year ended December 31, 1999.

Internal Control Over Compliance

The management of the City is responsible for establishing and maintaining effective internal control over compliance with requirements of laws, regulations, contracts and grants applicable to federal programs. In planning and performing our audit, we considered the City's internal control over compliance with requirements that could have a direct and material effect on a major federal program in order to determine our auditing procedures for the purpose of expressing our opinion on compliance and to test and report on internal control over compliance in accordance with OMB Circular A-133.

We noted certain matters involving the internal control over compliance and its operation that we consider to be reportable conditions. Reportable conditions involve matters coming to our attention relating to significant deficiencies in the design or operation of the internal control over compliance that, in our judgment, could adversely affect the City's ability to administer a major federal program in accordance with applicable requirements of laws, regulations, contracts and grants. Reportable conditions are described in the accompanying Schedule of Findings and Questioned Costs as items 1999-20773-004, 1999-20773-009 and 1999-20773-013.

A material weakness is a condition in which the design or operation of one or more of the internal control components does not reduce to a relatively low level the risk that noncompliance with applicable requirements of laws, regulations, contracts and grants that would be material in relation to a major federal program being audited may occur and not be detected within a timely period by employees in the normal course of performing their assigned functions. Our consideration of the internal control over compliance would not necessarily disclose all matters in the internal control that might be reportable conditions and, accordingly, would not necessarily disclose all reportable conditions that are also considered to be material weaknesses. However, of the reportable conditions described above, we consider items 1999-20773-004 and 1999-20773-013 to be material weaknesses. We also noted other matters involving the internal control over federal compliance that do not require inclusion in this report, that we have reported to management of the City in a separate letter dated October 3, 2000.

Schedule of Federal Awards Expenditures

We have audited the general purpose financial statements of the City of Portsmouth, Scioto County, Ohio, (the City) as of and for the year ended December 31, 1999, and have issued our report thereon dated October 3, 2000. Our audit was performed for the purpose of forming an opinion on the general purpose financial statements taken as a whole. The accompanying Schedule of Federal Awards Expenditures is presented for purposes of additional analysis as required by OMB Circular A-133 and is not a required part of the general purpose financial statements. Such information has been subjected to the auditing procedures applied in the audit of the general purpose financial statements and, in our opinion, except for the effects of not providing the total federal awards expended for each individual pass-through entity number for each federal program, is fairly stated, in all material respects, in relation to the general purpose financial statements taken as a whole.

This report is intended for the information of the management, the City Council, and federal awarding agencies and pass-through entities, and is not intended to be and should not be used by anyone other than these specified parties.



Jim Petro
Auditor of State

October 3, 2000

**CITY OF PORTSMOUTH
 SCIOTO COUNTY
 SCHEDULE OF FINDINGS AND QUESTIONED COSTS
 OMB CIRCULAR A-133, § .505
 DECEMBER 31, 1999**

1. SUMMARY OF AUDITOR'S RESULTS
--

(d)(1)(i)	Type of Financial Statement Opinion	Unqualified
(d)(1)(ii)	Were there any material control weakness conditions reported at financial statement level (GAGAS)?	No
(d)(1)(ii)	Were there any other reportable control weakness conditions reported at the financial statement level (GAGAS)?	Yes
(d)(1)(iii)	Was there any reported material noncompliance at the financial statement level (GAGAS)?	Yes
(d)(1)(iv)	Were there any material internal control weakness conditions reported for major federal programs?	Yes
(d)(1)(iv)	Were there any other reportable internal control weakness conditions reported for major federal programs?	Yes
(d)(1)(v)	Type of Major Programs' Compliance Opinion	Adverse
(d)(1)(vi)	Are there any reportable findings under Section .510?	Yes
(d)(1)(vii)	Major Programs (list):	Community Development Block Grant - CFDA #14.228
(d)(1)(viii)	Dollar Threshold: Type A/B Programs	\$300,000
(d)(1)(ix)	Low Risk Auditee?	Yes

**CITY OF PORTSMOUTH
 SCIOTO COUNTY
 SCHEDULE OF FINDINGS AND QUESTIONED COSTS
 OMB CIRCULAR A-133, § .505
 DECEMBER 31, 1999
 (Continued)**

**2. FINDINGS RELATED TO THE FINANCIAL STATEMENTS
 REQUIRED TO BE REPORTED IN ACCORDANCE WITH GAGAS**

FINDING NUMBER 1999-20773-001

Noncompliance Citation

Ohio Rev. Code Section 5705.39 states that the total appropriation from each fund should not exceed the total estimated resources. Also, Ohio Rev. Code Section 5705.36 allows all subdivisions to request increased amended certificates of estimated resources and reduced amended certificates upon determination by the fiscal officer that revenue to be collected will be greater or less than the amount in the official certificate of estimated resources. An increased amended certificate must be obtained from the budget commission if the legislative authority intends to appropriate and expend the excess revenue. A reduced amended certificate must be obtained if the amount of the deficiency will reduce available resources below the current level of appropriation. The total appropriations made during a fiscal year from any fund must not exceed the amount contained in the certificate of estimated resources or the amended certificate of estimated resources which was certified prior to making the appropriation or supplemental appropriation.

Appropriations exceeded estimated resources at December 31, 1999 in the noted funds in the amounts listed below:

<u>Fund</u>	<u>Amount</u>
General	\$163,073
Street Construction/Maintenance/Repair	80,776
Law Enforcement	46,791
Enforcement and Education	7,358
Federal and State COPS Grant	28,781
Municipal Court Special Projects	28,748
Wellness Block Grant	41,151
FEMA Grant	70,546
Regional HIV Prevention	172,501
Municipal Court Grants	18,943
Municipal Court OCJS	38,443
Municipal Court Programs	31,884
Local Law Block Grant	53,238
Environmental State Grants	136,565
State Grant Health	74,451
D.A.R.E. State Grant	8,757
Water Works Revenue "B"	91,172
Water Works Revenue "C"	263,660
Sewage System Revenue	16,706
Capital Improvement - Income Tax	1,009,734
Water Works CIP	46,707
Fire Pension	1,321
Police Pension	1,321

Also, appropriations exceeded estimated resources for the Street Maintenance Fund as of April, 1999 and the Sewer System Revenue Fund as of July, 1999.

CITY OF PORTSMOUTH
 SCIOTO COUNTY
 SCHEDULE OF FINDINGS AND QUESTIONED COSTS
 OMB CIRCULAR A-133, § .505
 DECEMBER 31, 1999
 (Continued)

**2. FINDINGS RELATED TO THE FINANCIAL STATEMENTS
 REQUIRED TO BE REPORTED IN ACCORDANCE WITH GAGAS (Continued)**

FINDING NUMBER 1999-20773-001 (Continued)

Noncompliance Citation (Continued)

Ohio Rev. Code Section 5705.39 (Continued)

We recommend the City Council monitor appropriations and estimated resources to ensure that the appropriations of each fund do not exceed the total estimated resources for those funds. If receipts exceed initial expectations, the City should request an Amended Certificate of Estimated Resources from the Budget Commission prior to appropriating these additional funds. Appropriations amendments should be sent to the County Budget Commission for certification that appropriations do not exceed estimated resources.

FINDING NUMBER 1999-20773-002

Noncompliance Citation

Ohio Rev. Code Section 5705.41(B) states that no subdivision or taxing unit is to expend money unless it has been appropriated.

The following instances were noted where the expenditures exceeded appropriations at various times throughout the year as indicated:

<u>Fund and Line Items</u>	<u>Date</u>	<u>Amount</u>
General Fund - McKinley Pool	September 99	\$ 493
General Fund - Legal Fees	September 99	67,029
Water Works Fund - Water Distribution	July 99	35,504
Council Trust for Recreation Fund - Rec Trust/ST	May 99	16,738
Street Maintenance Fund - STRS Salt	March 99	11,715

We also noted the following instances where the expenditures exceeded appropriations at year end:

<u>Fund and Line Items</u>	<u>Amount</u>
General Fund - Executive	\$ 1,013
General Fund - Finance	2,343
General Fund - Public Service	12,695
General Fund - Miscellaneous	209,517
General Fund - Engineering/Traffic	19,121
General Fund - WCOMP RECR	487
General Fund - Building Inspection	3,164
SS Rev. B - CO Fund	4,675
Insurance Account "B"	150,313

We recommend that the expenditures of the City not exceed the appropriations at the legal level of control. Appropriations should be monitored throughout the year. The Auditor should not approve payments exceeding appropriations. The Auditor should request an increase in appropriations from Council before making these payments.

**CITY OF PORTSMOUTH
 SCIOTO COUNTY
 SCHEDULE OF FINDINGS AND QUESTIONED COSTS
 OMB CIRCULAR A-133, § .505
 DECEMBER 31, 1999
 (Continued)**

**2. FINDINGS RELATED TO THE FINANCIAL STATEMENTS
 REQUIRED TO BE REPORTED IN ACCORDANCE WITH GAGAS (Continued)**

FINDING NUMBER 1999-20773-003

Reportable Condition

The Clerk of the Portsmouth Municipal Court has been unable to properly reconcile the Court's Civil bank account with the Open Items List as maintained by the Clerk's Office. As of December 31, 1999 the reconciled bank balance was \$92,280. The aggregate amount of Open Items List per the Court's System at December 31, 1999 was \$71,957. As a result, there is \$20,323 more in the bank account than what is reported to be the Open Items. Since the Courts accounts are agency funds, all money received is owed to other funds of the City, other governments, or individuals, attorneys, etc. All amounts due to others should be included on the Open Items List.

We recommend that the Clerk of Courts continue to work to resolve the variance between the reconciled bank amount and the Open Items List. The Clerk's Office should be able to account for all amounts in the various bank accounts of the Court. This is important in ensuring that all moneys are properly disbursed to the various funds, governments, individuals, etc.

3. FINDINGS AND QUESTIONED COSTS FOR FEDERAL AWARDS

1. Reporting

Finding Number	1999-20773-004
CFDA Title and Number	Community Development Block Grant CFDA #14.228
Federal Award Number / Year	AD-96-167-1, AF-97-167-1, AF-98-167-1
Federal Agency	U.S. Department of Housing and Urban Development
Pass-Through Agency	Ohio Department of Development

Noncompliance Citation and Material Weakness

The City Auditor combined all of the Community Development Department's funding activities into one cost center during a change in the computer system in 1998. This change made it necessary for detailed records to be maintained for proper reporting and tracking of grant activity. However, the City did not maintain this detailed documentation. Per the Corrective Action Plan in the 1998 audit report, Community Development had instituted use of a general ledger to record year-to-date receipts, drawdown requests, and check disbursements for each grant and indicated that monthly reconciliations would occur between the Office of Community Development and the Auditor of the City of Portsmouth. The Corrective Action Plan also indicated the Community Development would submit a printout of the general ledger for use of the Auditor on a monthly basis and that representatives from each office would meet as necessary to correct any inconsistencies. However, a review of the records of the Community Development Department revealed that many of the expenditures made from the fund were omitted from the records of the Department. Additionally, some of the expenditures were recorded twice, under two or more separate grants/programs in the ledgers of the Community Development Department. This indicates that the Department did not reconcile to the City

**CITY OF PORTSMOUTH
SCIOTO COUNTY
SCHEDULE OF FINDINGS AND QUESTIONED COSTS
OMB CIRCULAR A-133, § .505
DECEMBER 31, 1999
(Continued)**

3. FINDINGS AND QUESTIONED COSTS FOR FEDERAL AWARDS (Continued)

FINDING NUMBER 1999-20773-004 (Continued)

1. Reporting - Noncompliance Citation and Material Weakness (Continued)

Auditor's ledgers each month. Further, the Community Development Department did not maintain budget versus actual information for each grant/program administered. The only budget prepared in relation to the Department's Activities was the City's budget approved by City Council.

The budget versus actual information maintained by the City Auditor's Office was inadequate to ensure compliance with Community Development Block Grant requirements since the City Auditor's ledgers contain all of the grants/programs administered by the Community Development Department in one fund/set of accounts. This budgetary information is not sufficient to administer the programs of the Community Development Department since the Department administered three Community Development Block Grants as well as two Revolving Loan Programs during the audit period. As a result of the system weaknesses noted above, the City was unable to determine the expenditures from each line item of each grant/program administered. Therefore, the ability of the City to ensure compliance with grant requirements is questionable.

The records of the City did not identify the grant/program from which numerous expenditures were made during 1999. The audit revealed \$115,447 (which is included in the questioned costs in finding numbers 1999-20773-005 and 1999-20773-014) in expenditures for which the City could not identify the CDBG grant from which expenditures were paid. This identification is required by OMB Circular A-133 § __.310(b). The information maintained by the City was not sufficient to allow the department to classify or summarize expenditures for each budgeted activity of the various grants. As a result, management could not monitor the budgetary position of the grant projects. Since the City did not maintain information by line item activity for each of the grants, the total expenditures for the grant period for each of the activities could not be determined. Since the grants extended for a period beyond the end of the City's fiscal year, it is important to be able to determine the expenditures from the various line items of the grant as outlined in the agreements, to ensure that funds are not overspent. As a result, it could not be determined whether the City completed projects within budgeted guidelines. Improper transfers from the Revolving Loan Savings Accounts to the Community Development Block Grants Account to cover expenditures, for which the Community Development Department had no other funding sources, indicated that the City was not complying with the program budgets. Instead, such transfers indicate that the program income from the Revolving Loan Programs was used to subsidize Community Development Block Grant projects.

We recommend that the City develop one, central, detailed system to enhance its accounting for Community Development Block Grants and associated programs, and enable the City to more effectively administer such grants/programs to ensure compliance with applicable requirements. The accounting information system of the City Auditor's Office should be utilized to maintain the necessary detailed accounting information, including budget versus actual information. The City Auditor's Office should develop a separate fund or separate set of accounts to account for each grant/program administered by the Community Development Department. Separate receipt and expenditure line item accounts should be established for each activity of each of the grants. The Community Development Department must report to the City Auditor's Office not only the grant from which the expenditure is made, but also the line item of the grant from which the expenditure is being made. The Community Development Department should provide such information for each expenditure of the Department. Further, we recommend that detailed budgets be prepared and entered into the system of the City Auditor. Each line item of each grant should be budgeted based on the grant agreement. This would enable the City to more effectively monitor the budgetary position as well as compliance with the requirements of the various grants. The Community Development Director should routinely obtain updated financial reports from the City Auditor's Office, including budget versus actual reports, in an effort to monitor the budgetary position of each of the Department's grants/programs.

CITY OF PORTSMOUTH
SCIOTO COUNTY
SCHEDULE OF FINDINGS AND QUESTIONED COSTS
OMB CIRCULAR A-133, § .505
DECEMBER 31, 1999
(Continued)

3. FINDINGS AND QUESTIONED COSTS FOR FEDERAL AWARDS (Continued)
--

FINDING NUMBER 1999-20773-004 (Continued)

1. Reporting - Noncompliance Citation and Material Weakness (Continued)

Additionally, the Auditor should consider budgeting these funds on a program year, rather than on the City's fiscal year. This method of budgeting is permitted by Ohio Revised Code Section 9.34, and would significantly facilitate preparing grant reports and monitoring compliance with grant budgets.

If the City Auditor's system will not accommodate the development of the abovementioned procedures and the responsibility for the maintenance of detailed ledgers must remain with the Community Development Department, numerous improvements need to be made to the system currently in place. The Community Development Department must maintain detailed ledgers of the receipts and expenditures for all grants and programs administered by the Department. The ledgers should report grant draws and expenditures by grant budget activity lines, such as administration, fair housing, etc. The ledgers should identify the total draws and expenditures for each of the line items within the grant budget as well as the cash balance on hand at all times during the grant period. The ledgers should maintain this information separately for each of the grants administered by the Community Development Department. This would greatly enhance the Department's ability to monitor the grant activities for each of the grants, the budgetary position, as well as aiding in ensuring compliance with cash management requirements. Additionally, the Department must reconcile the detailed records to the ledgers maintained by the City Auditor's Office. Such reconciliations should be performed each month. The Department should work with the City Auditor's Office to resolve any discrepancies noted in the reconciliation process to ensure proper reporting. Such improvements would enhance the financial accountability of the City of Portsmouth as well as management's ability to effectively monitor grant activities and ensure compliance with applicable requirements.

Due to the different interpretations of the City Charter of which department is responsible for these functions, we recommend the City consult its Solicitor for a clear interpretation of the City Charter to determine responsibility for maintaining the necessary detailed documentation.

These system weaknesses contributed to the noncompliance issues and questioned costs described in findings 1999-20773-007, 1999-20773-008, 1999-20773-010, 1999-20773-011, 1999-20773-012, 1999-20773-014, and 1999-20773-015.

**CITY OF PORTSMOUTH
SCIOTO COUNTY
SCHEDULE OF FINDINGS AND QUESTIONED COSTS
OMB CIRCULAR A-133, § .505
DECEMBER 31, 1999
(Continued)**

3. FINDINGS AND QUESTIONED COSTS FOR FEDERAL AWARDS (Continued)

2. Allowable Costs/Cost Principles

Finding Number	1999-20773-005
CFDA Title and Number	Community Development Block Grant CFDA #14.228
Federal Award Number / Year	AD-96-167-1, AF-97-167-1, AF-98-167-1
Federal Agency	U.S. Department of Housing and Urban Development
Pass-Through Agency	Ohio Department of Development

Noncompliance Citation and Questioned Costs

24 C.F.R. Part 570.206(e) and OMB Circular A-87 state that program administration costs of overall program management coordination is eligible if indirect costs are charged using an accepted cost allocation plan. Community Development Block Grants Compliance Requirements for the recovery of indirect costs state that organizations must prepare cost allocation plans (CAPs) which apply to local governments or indirect cost rate proposals (IDCRPs) in accordance with the guidelines provided in the circulars. Organizations, such as smaller local governments, must prepare appropriate CAPs or IDCRPs and maintain them on file for review. Indirect costs are defined as those costs that benefit common activities and, therefore, cannot be readily assigned to a specific direct cost objective or project.

During the audit, the Community Development Director stated that neither CAPs nor IDCRPs were prepared for the recovery of indirect costs. Further, it was noted that the Community Development Department administered various grants. The City directly charged certain grants for indirect costs, such as electricity, telephone bills, gas bills, office supplies, etc. The City did not maintain sufficient usage documentation to substantiate the reasoning for charging the specific grants the amounts that were charged. In addition, payroll and costs of contract employees (consultants) were directly charged to grants without sufficient documentation of the time worked on specific grants or projects. This causes questions of the validity and allowability of such costs in the manner that they were charged to the various grants. Due to the lack of documentation and the failure of the City to develop a Cost Allocation Plan and/or an Indirect Cost Rate Proposal Plan for the recovery of indirect costs, \$115,313 in expenditures were arbitrarily allocated to various CDBG grants administered by the City of Portsmouth and are therefore considered to be questioned costs.

We recommend that the City develop either a cost allocation plan (CAP) or an indirect cost rate proposal (IDCRP) and maintain a copy on file. The City should maintain documentation as to how they arrived at the rates or allocation plan to be used. The development of such plans should not result in arbitrary charges. Further, we recommend that the City maintain documentation of the actual time worked on each specific project and grant for the charging of the payroll of employees and consultants. It is important to substantiate any and all charges to the Community Development Block Grants to ensure compliance with applicable requirements.

Due to the different interpretations of the City Charter of which department is responsible for these functions, we recommend the City consult its Solicitor for a clear interpretation of the City Charter to determine responsibility for developing the CAP or IDCRP.

**CITY OF PORTSMOUTH
SCIOTO COUNTY
SCHEDULE OF FINDINGS AND QUESTIONED COSTS
OMB CIRCULAR A-133, § .505
DECEMBER 31, 1999
(Continued)**

3. FINDINGS AND QUESTIONED COSTS FOR FEDERAL AWARDS (Continued)
--

3. Equipment and Real Property Management

Finding Number	1999-20773-006
CFDA Title and Number	Community Development Block Grant CFDA #14.228
Federal Award Number / Year	AD-96-167-1, AF-97-167-1, AF-98-167-1
Federal Agency	U.S. Department of Housing and Urban Development
Pass-Through Agency	Ohio Department of Development

Noncompliance Citation

Office of Housing and Community Partnerships (OHCP) Financial Management Rules and Regulations, Section B (Capital Equipment Purchases for Administrative Purposes) requires that as soon as any equipment is purchased with OHCP awarded funds, grantees must update the inventory records. In addition a full inventory must be completed every two years. Inventory records must include: a description of the equipment; the serial number or other identification number assigned to the equipment; the source(s) of the funds used to purchase the equipment and the percentage of participation; the acquisition date; the acquisition cost; the location of the property; and disposition data, including date of disposal and sales price. Also, if the purchase price is \$5,000 or more, a written request must be submitted to and approved by OHCP prior to the acquisition. The request must include the following information: how the equipment will be used; why it is needed; and if it will be used for non-OHCP administered program activities. If the request is approved, complete inventory records must be maintained.

The only listing that was maintained was the fixed asset listing maintained by the City Auditor's Office. The listing did not include the source(s) of the funds used to purchase the equipment and the percentage of participation or any disposal data, including the date of disposal and sales price. Further, there was no indication of the completion of a physical inventory and reconciliation to the fixed asset listing as required. Also, the City did not obtain prior approval for equipment purchases of \$5,000 or more. The City expended \$37,157 of CDBG monies on equipment during the audit period.

We recommend that the City complete a physical inventory of their property/equipment at least every two years (preferably every year) as required. We further recommend that the Auditor's fixed asset listing include: a description of the equipment; the source(s) of the funds used to purchase the equipment and the percentage of participation; the acquisition date; the acquisition cost; the location of the property; and disposition data, including date of disposal and sales price. If the City is unable to include all of the above information in the fixed asset system of the City Auditor, the Community Development Department should maintain a listing which includes the required information. If this list is maintained by the Department, it should be reconciled to the information maintained by the City Auditor. This will aid the Department in increasing internal control as well as the physical security over the assets. We also recommend the City obtain prior approval for equipment purchases of \$5,000 or more.

Due to the different interpretations of the City Charter of which department is responsible for these functions, we recommend the City consult its Solicitor for a clear interpretation of the City Charter to determine responsibility for performing these functions.

**CITY OF PORTSMOUTH
SCIOTO COUNTY
SCHEDULE OF FINDINGS AND QUESTIONED COSTS
OMB CIRCULAR A-133, § .505
DECEMBER 31, 1999
(Continued)**

3. FINDINGS AND QUESTIONED COSTS FOR FEDERAL AWARDS (Continued)
--

4. Cash Management

Finding Number	1999-20773-007
CFDA Title and Number	Community Development Block Grant CFDA #14.228
Federal Award Number / Year	AD-96-167-1, AF-97-167-1, AF-98-167-1
Federal Agency	U.S. Department of Housing and Urban Development
Pass-Through Agency	Ohio Department of Development

Noncompliance Citation

According to the *State of Ohio Department of Development, Office of Housing and Community Partnership Financial Management Rules and Regulations Handbook, Section (A)(3)(f)*, the grantee must develop a cash management system to ensure compliance with the Fifteen Day Rule relating to prompt disbursement of funds. This rule states that fund draw downs should be limited to amounts that will enable the grantee to disburse the funds on hand to a balance of less than \$5,000 within fifteen days of receipt of any funds. Lump sum draw downs are not permitted. Escrow accounts are permitted only in the case of rehabilitation of private property. For the purpose of the Fifteen Day Rule only, funds deposited into an escrow account will be considered expended, but it should be noted that funds may only be in an escrow account for 20 days.

The City Auditor and Community Development Department did not maintain accurate ledgers that enable management to monitor expenditures made from each draw. The City Auditor's and Department's ledgers did not contain the proper information (the draws were not properly posted to the ledgers). A comparison of the draws to the expenditures for each of the funds revealed the following:

From Grant AD-96-167-1:

Draws were made in the amount of \$208,436 during 1999 from Grant AD-96-167-1. The receipt of the final draw request was dated October 28, 1999. The expenditures for the grant, according to the schedule of expenditures, totaled only \$187,805. As a result, \$20,631 was not expended from the amount drawn during 1999.

From Grant AF-97-167-1:

Draws were made in the amount of \$16,850 for administrative costs during 1999. The draw was received in on February 1, 1999 by the City of Portsmouth. However, a review of the schedule of expenditures indicated that there were no administrative costs charged to Grant AD-97-167-1 during 1999. Therefore the draw was not expended within 15 days as required.

From Grant AF-98-167-1

Draw number 202 dated October 27, 1999 was requested from Grant AF-98-167-1 in the amount of \$35,700. The total expenditures during 1999 from this Grant amounted to only \$13,937. Therefore, the money was not expended within 15 days of receipt as required.

We recommend that the City establish separate funds for each grant with cash management requirements (see Finding 1999-20773-004). The City should monitor the cash balances in these funds to determine when and how much cash to request. This will help ensure that the monies drawn down are expended within 15 days as required by the Fifteen Day Rule.

**CITY OF PORTSMOUTH
 SCIOTO COUNTY
 SCHEDULE OF FINDINGS AND QUESTIONED COSTS
 OMB CIRCULAR A-133, § .505
 DECEMBER 31, 1999
 (Continued)**

3. FINDINGS AND QUESTIONED COSTS FOR FEDERAL AWARDS (Continued)
--

FINDING NUMBER 1999-20773-007 (Continued)

4. Cash Management - Noncompliance Citation (Continued)

Due to the different interpretations of the City Charter of which department is responsible for these functions, we recommend the City consult its Solicitor for a clear interpretation of the City Charter to determine responsibility for maintaining the necessary detailed documentation.

5. Davis Bacon Act

Finding Number	1999-20773-008
CFDA Title and Number	Community Development Block Grant CFDA #14.228
Federal Award Number / Year	AD-96-167-1, AF-97-167-1, AF-98-167-1
Federal Agency	U.S. Department of Housing and Urban Development
Pass-Through Agency	Ohio Department of Development

Noncompliance Citation and Questioned Costs

According to 40 U.S.O. 276a-7 when required by the Davis-Bacon Act, the Department of Labor's (DOL) government-wide implementation of the Davis-Bacon Act, or the Federal program legislation, all laborers and mechanics employed by contractors or subcontractors to work on construction contracts in excess of \$2,000 financed by Federal assistance funds must be paid wages not less than those established for the locality of the project (prevailing wage rates) by the DOL.

The City did not obtain adequate assurance and maintain sufficient documentation that contractors paid employees at least the prevailing wage rates on all construction contracts in excess of \$2,000. Additionally, there was no indication that the City performed site visits on such construction projects to help ensure that proper wages were being paid to the employees of the contractors. Due to the lack of documentation, \$62,253 of amounts paid for construction contracts from Federal funds are considered to be questioned costs.

We recommend that the City prepare and maintain copies of written contracts for all construction projects financed with Federal Financial Assistance. In addition, the contracts should include language that demonstrates that the contractors have been informed of the Davis-Bacon requirements and agree to comply with the requirements. We further recommend that the City appoint a prevailing wage coordinator or other individual to make site visits on construction projects and speak with the employees to ensure that the contractors are complying with Davis Bacon Act Requirements.

**CITY OF PORTSMOUTH
 SCIOTO COUNTY
 SCHEDULE OF FINDINGS AND QUESTIONED COSTS
 OMB CIRCULAR A-133, § .505
 DECEMBER 31, 1999
 (Continued)**

3. FINDINGS AND QUESTIONED COSTS FOR FEDERAL AWARDS (Continued)
--

6. Procurement

Finding Number	1999-20773-009
CFDA Title and Number	Community Development Block Grant CFDA #14.228
Federal Award Number / Year	AD-96-167-1, AF-97-167-1, AF-98-167-1
Federal Agency	U.S. Department of Housing and Urban Development
Pass-Through Agency	Ohio Department of Development

Reportable Condition

The City awarded several contracts to S&L Construction along with Central Heating and Air, which are owned by the same people. Total payments from Federal Funds to these companies during 1999 was \$39,859. The City did not have conflict of interest statements on file for employees with procurement responsibilities for contracts of federal monies.

In addition, S&L Construction has office space in the Community Development building (17th Street Armory), which is leased by the City of Portsmouth from the State of Ohio Adjutant General's Department. Per the lease agreement between the City and S&L Construction, the cost of renovations made to the 17th Street Armory by S&L Construction will be deducted from the rent on a monthly basis until the cost of the renovations are met. Per review of the CDBG expenditures, there were expenditures made to S&L Construction for some of the renovations. However, there was no documentation provided as of October 20, 2000, to indicate the total amount of renovations done by S&L Construction to the 17th Street Armory. Therefore, we are unable to determine if the rent is being deducted in accordance with addendum to the lease agreement which was neither signed nor dated.

We recommend that the City prepare and maintain conflict of interest statements for all individuals with any procurement responsibilities in an effort to help ensure that contracts are awarded through open competition as required. We further recommend that the City maintain documentation as to the total renovations of the 17th Street Armory and the respective rent being deducted. The City should recognize a revenue and expenditure for the amount of rent each month in order to properly reflect the activity.

**CITY OF PORTSMOUTH
SCIOTO COUNTY
SCHEDULE OF FINDINGS AND QUESTIONED COSTS
OMB CIRCULAR A-133, § .505
DECEMBER 31, 1999
(Continued)**

3. FINDINGS AND QUESTIONED COSTS FOR FEDERAL AWARDS (Continued)

7. Program Income

Finding Number	1999-20773-010
CFDA Title and Number	Community Development Block Grant CFDA #14.228
Federal Award Number / Year	AD-96-167-1, AF-97-167-1, AF-98-167-1
Federal Agency	U.S. Department of Housing and Urban Development
Pass-Through Agency	Ohio Department of Development

Noncompliance Citation and Questioned Costs

24 C.F.R. Part 570.504 outlines the compliance requirements of program income from Community Development Block Grant programs. 24 C.F.R. Part 570.500 defines program income as gross income received by a grantee directly generated from the use of OHCP administered funds distributed by the State. The City of Portsmouth generates program income from loan collections and interest on investments. For administrative expenses, communities may expend up to 20% or \$50,000, whichever is less, of program income received each calendar year for administrative expenses directly related to managing those funds. Time sheets and proper source documentation must be maintained substantiating these expenses, as well as demonstrating a direct relationship between the expenses and the administration of the program income activities. Program income is governed by the same regulations, procedures and requirements that govern the OHCP-administered program which generated the funds. Program income may be retained by the City if the program income will be used to continue the activity from which the program income was derived. Funds not expended in that same manner must receive prior approval from the State.

Further, the City must maintain financial records on the receipt and expenditures of program income funds separately from other CDBG program funds currently being administered at the local level (see Finding 1999-20773-004). The City is required to report to OHCP on a semi-annual basis using the Semi-Annual RLF Status Report.

24 C.F.R. Part 570.504 states that program income generated through an economic development revolving fund capitalized by Economic Development or Formula Program funds must be expended on additional loan financing to eligible businesses. The unit of general local government may, however, use a portion of the revolving fund for eligible public infrastructure improvements resulting in job creation upon prior approval by the State.

The City's program income for 1999 amounted to \$87,109. Of the total expenditures of program income from the Revolving Loan Funds, \$34,081 included the purchase of a car, a computer, a projector, office supplies, office equipment, electric bills, phone bills, etc. Some of the abovementioned expenditures were administrative in nature and exceeded the 20% allowance described above. Additionally, no program income was expended on additional loan financing as required. Additionally, the City did not maintain timesheets for employees or contract consultants that substantiated the amount of time worked on each of the programs administered. The City also did not maintain usage records to demonstrate the direct relationship of the use of supplies, etc. for expenditures from the program income. Based on this information, \$34,081 are considered questioned costs from the expenditure of program income of the Revolving Loan Program of the City of Portsmouth.

**CITY OF PORTSMOUTH
SCIOTO COUNTY
SCHEDULE OF FINDINGS AND QUESTIONED COSTS
OMB CIRCULAR A-133, § .505
DECEMBER 31, 1999
(Continued)**

3. FINDINGS AND QUESTIONED COSTS FOR FEDERAL AWARDS (Continued)

FINDING NUMBER 1999-20773-010 (Continued)

7. Program Income - Noncompliance Citation and Questioned Costs (Continued)

24 C.F.R. Part 570.504 (Continued)

We recommend that the City review the requirements for the expenditure of program income to ensure that expenditures are made in accordance with the requirements for program income. We further recommend that the City maintain accurate and detailed timesheets and usage records to substantiate charges for payroll, supplies, utilities, etc. to program income. Additionally, we recommend that the City Auditor's Office develop a separate fund or set of accounts for each of the programs administered by the Community Development Department. By having a separate set of accounts, greater control over the expenditures for each of the grants can be maintained. In addition, reporting on the grants to meet requirements would be easier, since the information would be properly separated on the ledgers of the City.

8. Reporting

Finding Number	1999-20773-011
CFDA Title and Number	Community Development Block Grant CFDA #14.228
Federal Award Number / Year	AD-96-167-1, AF-97-167-1, AF-98-167-1
Federal Agency	U.S. Department of Housing and Urban Development
Pass-Through Agency	Ohio Department of Development

Noncompliance Citation

All Community Development Block Grant Program funds are required to be reported to the State of Ohio, Department of Development. There are two required reports: Form DS5 - Request for Payments and Status of Funds Report; and the Final Performance Report. The Request for Payments report is used by the local governments to make draw downs from the Ohio Department of Development. The Final Performance Report must be completed and submitted to OHCP. The grant agreements require the City to submit to the Ohio Department of Development a Status Report beginning six months after the effective date of the agreements and a Final Performance report at the conclusion of the program.

The City did not properly and timely complete status reports as required by the Grant agreements. The Grant Agreement for Grant number A-F-97-167-1 stated that the final performance report for the grant was due on December 31, 1999. However, the final performance report was not completed. The Status Report for Grant number A-F-98-167-1 dated March 2, 1999 reported that no expenditures had been made from the Grant. However, the schedule of expenditures showed that money had been expended during February, 1999. A letter received by the City during 1998 indicated that the required report for Grant number A-F-97-167-1 was not timely completed. The Ohio Department of Development had to send a letter to notify the City that the reporting requirements had not been met.

We recommend that the City prepare and submit the required reports accurately and timely to prevent possible sanctions to the City of Portsmouth. Additionally, we recommend that a tracking system be developed to help management identify when reports are due. This can help to ensure that the reports are completed timely.

**CITY OF PORTSMOUTH
 SCIOTO COUNTY
 SCHEDULE OF FINDINGS AND QUESTIONED COSTS
 OMB CIRCULAR A-133, § .505
 DECEMBER 31, 1999
 (Continued)**

3. FINDINGS AND QUESTIONED COSTS FOR FEDERAL AWARDS (Continued)
--

9. Subrecipient Monitoring

Finding Number	1999-20773-012
CFDA Title and Number	Community Development Block Grant CFDA #14.228
Federal Award Number / Year	AD-96-167-1, AF-97-167-1, AF-98-167-1
Federal Agency	U.S. Department of Housing and Urban Development
Pass-Through Agency	Ohio Department of Development

Noncompliance Citation (Continued)

A review of the procedures used to monitor the subrecipient of the Community Development Block Grant funding of the City of Portsmouth indicated that the Community Development Department of the City of Portsmouth did not meet all of the requirements.

Per OMB Circular A-133 § ____.400(d), a pass-through entity is responsible for:

- Identifying to the subrecipient the Federal award information and applicable compliance requirements.
- Monitoring the subrecipient's activities to provide reasonable assurance that the subrecipient administers the Federal awards in compliance with Federal Requirements.
- Ensuring that required audits are performed and requiring the subrecipient to take prompt corrective action on any audit findings.
- Evaluating the impact of subrecipient activities on the pass-through entity's ability to comply with applicable Federal regulations.

The Community Development Department did not review reports prepared by the Greater Portsmouth Enterprise Community Corporation (GPECC), the subrecipient. The City of Portsmouth did have a written Subrecipient Agreement, which referred to the Grant Agreement. GPECC asked the City of Portsmouth to sponsor the grant. Therefore, GPECC was aware of the source of the funding and the related requirements. The Community Development Department did not obtain and review the latest audit report of the GPECC which was available to ensure compliance with applicable requirements.

We recommend that the City of Portsmouth increase its monitoring activities of grant subrecipients. The Community Development Department should review detailed reports prepared by the subrecipients prior to submitting information to ODOD. The Community Development Department should monitor GPECC to ensure that it receives an audit in accordance with OMB Circular A-133, if required. In addition, the Community Development Department should obtain and review the annual audit report of GPECC to gain some assurance that GPECC is complying with applicable requirements of Federal Programs as noted in the Single Audit Report, as well as to ensure that GPECC is effectively addressing any deficiencies noted.

**CITY OF PORTSMOUTH
SCIOTO COUNTY
SCHEDULE OF FINDINGS AND QUESTIONED COSTS
OMB CIRCULAR A-133, § .505
DECEMBER 31, 1999
(Continued)**

3. FINDINGS AND QUESTIONED COSTS FOR FEDERAL AWARDS (Continued)
--

10. Improper Use of Program Income

Finding Number	1999-20773-013
CFDA Title and Number	Community Development Block Grant CFDA #14.228
Federal Award Number / Year	AD-96-167-1, AF-97-167-1, AF-98-167-1
Federal Agency	U.S. Department of Housing and Urban Development
Pass-Through Agency	Ohio Department of Development

Reportable Condition and Questioned Costs

During 1999, \$77,000 was transferred from the Business Revolving Loan Fund Savings Account to other funds of the City. The City's General Checking Account received \$20,000 of the funds, while the Community Development Checking Account received \$57,000 of the funds. This indicates that the City is using the Program Income of the Business Revolving Loan fund to subsidize the Community Development Block Grant Programs of the City. Additionally, it was noted that from January 1, 2000 through April 30, 2000, \$98,410 was transferred out of the Business Revolving Loan Fund and into the Community Development Checking Account to meet the expenditures of the Department. There is no indication that the money has been refunded to the Business Revolving Loan Saving Account.

Such activities are an indication that the City is overspending the grant funds and are improperly using program income from other programs to subsidize the expenditures. We therefore question \$77,000 transferred from the Business Revolving Loan Fund Savings Account.

We recommend that the Community Development Department work with the City Auditor's Office to determine the amount of money that was transferred from the Business Revolving Loan Savings Account to the Community Development Checking Account and spent on grant activities. The funds should be refunded to the Business Revolving Loan Savings Account. We further recommend that the City more closely monitor the grant expenditures to prevent expending more money than has been allowed for the project. If expenditures cannot be kept within the budgeted amounts, program income from another program should not be used to subsidize the expenditures.

**CITY OF PORTSMOUTH
 SCIOTO COUNTY
 SCHEDULE OF FINDINGS AND QUESTIONED COSTS
 OMB CIRCULAR A-133, § .505
 DECEMBER 31, 1999
 (Continued)**

3. FINDINGS AND QUESTIONED COSTS FOR FEDERAL AWARDS (Continued)
--

11. Activities Allowed/Unallowed

Finding Number	1999-20773-014
CFDA Title and Number	Community Development Block Grant CFDA #14.228
Federal Award Number / Year	AD-96-167-1, AF-97-167-1, AF-98-167-1
Federal Agency	U.S. Department of Housing and Urban Development
Pass-Through Agency	Ohio Department of Development

Noncompliance Citation and Questioned Costs

OMB Circular A-87, 24 C.F.R. Part 570.482(a), and Section 105(a) of the Housing and Community Development Act of 1974 outline the activities allowed under the Community Development Block Grant Program. Each activity that is funded must either benefit low and moderate income families; aid in the prevention/elimination of slums or blight; or meet other community development needs having a particular urgency because existing conditions pose a serious and immediate threat to the health or welfare of the community where other financial resources are not available. Grant agreements, attachments, grant applications, and any amendments to the grant agreement outline the specific activities allowed under the grant. Grantee's must specifically adhere to these documents.

OMB Circular A-87, 24 C.F.R. Part 570.482(a), and Section 105(a) of the Housing and Community Development Act of 1974 (Continued)

The City did not maintain sufficient documentation to support the expenditures of the Community Development Block Grant Funds. Of the total expenditures made from Community Development Block Grant monies and program income from Community Development Block Grant Revolving Loan monies, there were \$115,447 in expenditures for which the City of Portsmouth could not identify a specific grant or program from which the expenditures were made. For instance, the City expended \$10,166 in CDBG funds for a "Levee Walk" Project which was not included in the grant guidelines, thus rendering the activities unallowed (see Finding 1999-20773-015).

As a result of the lack of sufficient documentation to support the expenditures and the expenditure of CDBG Funds for activities unallowed, \$26,923 are considered to be questioned costs from Community Development Block Grant Funds.

We recommend that the Community Development Department and/or other members of management of the City of Portsmouth review the requirements of the Community Development Block Grant Programs as outlined in the Ohio CDBG Small Cities Program Handbook, Grant Agreements, the Code of Federal Regulations, etc. to ensure that activities charged as grant activities are allowable and in accordance with program requirements. Each expenditure of Community Development Block Grant money should be reviewed by a responsible, knowledgeable member of management to ensure that the activity is allowed under the program guidelines.

**CITY OF PORTSMOUTH
 SCIOTO COUNTY
 SCHEDULE OF FINDINGS AND QUESTIONED COSTS
 OMB CIRCULAR A-133, § .505
 DECEMBER 31, 1999
 (Continued)**

3. FINDINGS AND QUESTIONED COSTS FOR FEDERAL AWARDS (Continued)
--

12. Allowable Costs/Cost Principles

Finding Number	1999-20773-015
CFDA Title and Number	Community Development Block Grant CFDA #14.228
Federal Award Number / Year	AD-96-167-1, AF-97-167-1, AF-98-167-1
Federal Agency	U.S. Department of Housing and Urban Development
Pass-Through Agency	Ohio Department of Development

Finding for Adjustment

City of Portsmouth Ordinance Number 1998-104 was passed by City Council directing the Mayor to apply for a Nature Works grant from the Ohio Department of Natural Resources. The grant requires a twenty-five percent local match of funds. Ordinance 1998-104 states that the local funds for the proposed Levy Walk Extension Phase IV were to come from the 1999 Capital Improvement Projects (CIP) budget. However, the City paid \$10,166 from the Community Development Block Grant moneys as matching funds for this project. This was determined to not only be a violation of Ordinance 1998-104, but also an improper expenditure of Community Development Block Grant Funds according to 24 C.F.R. 570.482(a).

In accordance with the forgoing facts, a Finding for Adjustment is hereby issued against the CIP Fund in the amount of ten thousand one hundred sixty-six dollars (\$10,166.00) and in favor of the Community Development Fund.

**CITY OF PORTSMOUTH
SCIOTO COUNTY
SCHEDULE OF FINDINGS AND QUESTIONED COSTS
OMB CIRCULAR A-133, § .505
DECEMBER 31, 1999
(Continued)**

3. FINDINGS AND QUESTIONED COSTS FOR FEDERAL AWARDS (Continued)

SUMMARY OF QUESTIONED COSTS BY GRANT AND COMPLIANCE REQUIREMENT

The following table summarizes the questioned costs by grant and compliance requirement:

Finding Number	Compliance Requirement	Grant Number		Program Income		Unknown Grant/Program	Total
		AD-96-167-1	AF-98-167-1	HRLF	BRLF		
1999-20773-005	Allowable Costs/Cost Principles	\$16,260	\$4,779			\$94,274	\$115,313
1999-20773-008	Insufficient Davis Bacon Documentation	62,253					62,253
1999-20773-010	Program Income			\$24,111	\$9,970		34,081
1999-20773-013	Program Income - Bank Transfers				77,000		77,000
1999-20773-014	Activities Allowed/Unallowed	59	5,691			21,173	26,923
Total Questioned Costs		<u>\$78,572</u>	<u>\$10,470</u>	<u>\$24,111</u>	<u>\$86,970</u>	<u>\$115,447</u>	<u>\$315,570</u>

HRLF: Housing Revolving Loan Fund
BRLF: Business Revolving Loan Fund

Note 1

The "Unknown Grant/Program" Column is a result of the lack of sufficient documentation maintained by the Community Development Department. Due to the lack of documentation, there were numerous expenditures for which no grant/program was identified. This resulted in all such expenditures being considered questioned costs.

CITY OF PORTSMOUTH
SCIOTO COUNTY
SCHEDULE OF PRIOR AUDIT FINDINGS
OMB CIRCULAR A-133 § .315(b)
DECEMBER 31, 1999

<u>Finding Number</u>	<u>Finding Summary</u>	<u>Fully Corrected?</u>	Not Corrected, Partially Corrected; Significantly Different Corrective Action Taken; or Finding No <u>Longer Valid</u> ; <i>Explain:</i>
1998-20773-001	Appropriation amendments were not made at the same level of control as the original appropriations.	Yes	
1998-20773-002	Community Development Block Grant records were not maintained in sufficient detail to determine what project and year the federal program disbursements represented.	No	Not Corrected. This will be repeated for this audit.

**CITY OF PORTSMOUTH
 SCIOTO COUNTY
 CORRECTIVE ACTION PLAN
 OMB CIRCULAR A-133 § .315 (c)
 DECEMBER 31, 1999**

Finding Number	Planned Corrective Action	Anticipated Completion Date	Responsible Contact Person
1999-20773-001	The City Auditor provides City Council with monthly reports of appropriation, revenues and expenditures. The Auditor will monitor appropriations and make recommendations as necessary to Council in order to ensure that appropriations do not exceed estimated resources. The Auditor will monitor actual revenues against the estimated resources and request amended certificates as necessary.	10/27/00	City Auditor/City Council
1999-20773-002	The City Auditor will monitor appropriations to ensure that expenditures do not exceed appropriations at the legal level of control and make recommendations to the Mayor or the effected departments if additional appropriations within the available resources are necessary.	10/27/00	City Auditor
1999-20773-003	The Clerk of Municipal Court is continuing to work to resolve the variances between the reconciled bank amounts and Open Items List in order to ensure that all monies are disbursed properly. The Clerk will pay out or refund all open items, identify any other variances in civil and all other accounts and make corrections as necessary.	1/31/00	Clerk of Courts

**CITY OF PORTSMOUTH
 SCIOTO COUNTY
 CORRECTIVE ACTION PLAN
 OMB CIRCULAR A-133 § .315 (c)
 DECEMBER 31, 1999
 (Continued)**

Finding Number	Planned Corrective Action	Anticipated Completion Date	Responsible Contact Person
1999-20773-004	<p>The Community Development Department has instituted and will maintain, in conjunction with the financial reports of funds and accounts maintained by the Finance Department, a general ledger account for the purpose of recording year-to-date receipts, draw-down requests and check disbursements for each grant and revolving loan program administered, as set forth in the Corrective Action Plan in the 1998 audit. Further, The Community Development Department will reconcile their general ledger on a monthly basis with the budgetary reports provided by the Portsmouth City Finance Department. The Community Development Department will further provide copies of such general ledger, as well as any and all additional documentation regarding the grant agreement and specifications to the Finance Department upon request.</p> <p>The current finance software system used by the City has the ability and is in place to properly track these accounts. The Finance Department has established a separate set of accounts within the Community Development fund for each of the grants/programs administered by the Community Development Department for the purpose of segregating the individual grant/program appropriations, and providing additional aid, assistance and control to the department in their tracking of same. The Finance Department will work with the Community Development Department to reconcile the records of the Community Development programs.</p> <p>The City Auditor, pursuant to the Section 42 of the City of Portsmouth and Section 133.03 of the Codified Ordinances of the City of Portsmouth "shall prescribe the form and method of keeping accounts by all other departments and the form of accounts and reports to be rendered to hi department". All references to the responsibility of maintaining necessary detailed documentation are addressed by and through the fiscal policy promulgated by the City Auditor under authority of the Charter and Codified Ordinance of the City of Portsmouth.</p>	1/31/00	City Auditor/ Community Development Director

**CITY OF PORTSMOUTH
 SCIOTO COUNTY
 CORRECTIVE ACTION PLAN
 OMB CIRCULAR A-133 § .315 (c)
 DECEMBER 31, 1999
 (Continued)**

Finding Number	Planned Corrective Action	Anticipated Completion Date	Responsible Contact Person
1999-20773-005	The Community Development Director will undertake appropriate training to develop a budget and either a cost allocation plan (CAP) or indirect cost rate proposals (IDCRP). The Community Development Director will develop such a plan for submission to the City Auditor. The Community Development Department will maintain documentation as to how the City arrived at the rates or allocation plan to be used. The development of such plans will not result in arbitrary charges. The Community Development Department will maintain documentation of the actual time worked on each specific project and grant for the charging of payroll of employees and paid consultants and will maintain all documentation necessary to substantiate any and all charges to the Community Block Grants to ensure compliance with applicable requirements.	12/31/01	Community Development Director
1999-20773-006	The Community Development Department will follow the City's Fixed Asset Policy and Program by conducting a complete inventory and preparing the required fixed asset acquisition and disposal forms as required by the Finance Department in order to maintain a current record of all assets. Further, the Community Development Department will follow the designated procedure for obtaining prior approval by the Office of Housing and Community Partnerships (OHCP) for any acquisition of \$5,000 or more to assure compliance with Federal, State and/or local regulations.	12/31/00	City Auditor/ Community Development Director
1999-20773-007	The Community Development Department, as Administrator, will develop a cash management system to ensure compliance with the Fifteen Day Rule, as set forth in the State of Ohio Department of Development, Office of Housing and Community Partnership Financial Management Rules and Regulations Handbook, Section (A)(3)(f). The City will regularly monitor the cash balances to ensure to ensure compliance of the Fifteen Day Rule.	12/31/00	City Auditor/ Community Development Director

**CITY OF PORTSMOUTH
SCIOTO COUNTY
CORRECTIVE ACTION PLAN
OMB CIRCULAR A-133 § .315 (c)
DECEMBER 31, 1999
(Continued)**

Finding Number	Planned Corrective Action	Anticipated Completion Date	Responsible Contact Person
1999-20773-008	The Community Development Department will prepare and maintain copies of written contracts for all construction projects financed with Federal Financial Assistance. The contracts will include language that demonstrates the contractors have been informed of the Davis-Bacon requirements and agree to comply with the requirements. The Mayor will appoint a prevailing wage coordinator or other individual to make site visits on construction projects and speak with the employees to ensure that the contractors are complying with Davis-Bacon Act requirements. Copies of any such contracts will be provided to the Auditor upon request.	06/30/01	Community Development Director/Mayor
1999-20773-009	The Community Development Department will prepare and submit to the Office of the Mayor conflict of interest statements for any individuals with procurement responsibilities to help ensure that contracts are awarded through open competition, as required. The City will maintain documentation as to the total renovations of the Seventeenth Street Community Center and the respective rent being deducted. The City Auditor, upon submission of proper documentation from a Department designated by the Mayor, will recognize a revenue and expenditure for the amount of rent each month in order to properly reflect the activity.	12/31/00	City Auditor/ Community Development Director/Mayor
1999-20773-010	The Community Development Director and/or such representatives as he shall designate will undertake training regarding the requirements for the expenditure of program income to ensure expenditures are made in accordance with the requirements for program income or will obtain training materials necessary to review said requirements. The Community Development Director will recommend to City Council an appropriate sum of money for such training. The Community Development Department will maintain accurate and detailed timesheets and usage records to substantiate charges for payroll, supplies, utilities, etc., to program income and submit same to the City Auditor upon request.	12/31/01	Community Development Director

**CITY OF PORTSMOUTH
 SCIOTO COUNTY
 CORRECTIVE ACTION PLAN
 OMB CIRCULAR A-133 § .315 (c)
 DECEMBER 31, 1999
 (Continued)**

Finding Number	Planned Corrective Action	Anticipated Completion Date	Responsible Contact Person
1999-20773-011	Using the system established in this corrective action plan, the Community Development Department will prepare and submit the required reports in an accurately and timely fashion to prevent possible sanctions against the City of Portsmouth. Such reports will also be submitted to the City Auditor, Mayor, and City Council. The Community Development Department will develop a tracking system to help management identify when such reports are due, providing notices of such due dates to the Mayor, City Auditor, and City Council. This can help ensure the reports are completed timely.	12/31/00	Community Development Director
1999-20773-012	The City of Portsmouth will increase its monitoring review of grant subrecipients. The Community Development Department will review detailed reports prepared by the subrecipients prior to submitting information to the Ohio Department of Development (ODOD). The Community Development Department will monitor the Greater Portsmouth Enterprise Community Corporation (GPECC) to ensure that it receives an audit in accordance with OMB Circular A-133, if required. In addition, the Community Development Department will request and review the annual audit report of GPECC attempting to gain some assurance the GPECC is complying with applicable requirements of Federal Programs as noted in the Single Audit Report, as well as to assure that GPECC is effectively addressing any deficiencies noted.	12/31/00	Community Development Director
1999-20773-013	The Department of Finance has made the necessary transfers to reimburse the Business and Housing Revolving Loan accounts for any and all monies for the purpose of subsidizing the Community Development checking account. Further, the Department of Finance will not make future transfers for the purpose of subsidizing the Community Development checking account to ensure compliance and prevent possible over-expenditures to prevent expending more money than has been allowed for the project. If expenditures for a particular grant cannot be kept within budgeted amounts for that grant, program income from another program will not be used to subsidize the expenditures.	10/23/00	City Auditor/ Community Development Director/Mayor

**CITY OF PORTSMOUTH
 SCIOTO COUNTY
 CORRECTIVE ACTION PLAN
 OMB CIRCULAR A-133 § .315 (c)
 DECEMBER 31, 1999
 (Continued)**

Finding Number	Planned Corrective Action	Anticipated Completion Date	Responsible Contact Person
1999-20773-014	The Community Development Director, and/or such representatives as he shall designate, provided such funds are available, will undertake training to or will review the requirements of the Community Development Block Grant Programs as outlined in the Ohio CDBG Small Cities Program Handbook, Grant Agreements, the Code of Federal Regulations, etc., to ensure activities charged as grant activities are allowable and in accordance with program requirements. Each expenditure of Community Development Block Grant Funds will be reviewed by a responsible, knowledgeable member of management to ensure the activities are allowable under the program guidelines. The Community Development Director will recommend to City Council an appropriate sum of money for such training.	12/31/01	City Auditor/ Community Development Director/ Mayor
1999-20773-015	The City Auditor has reimbursed from the CIP Fund the amount of \$8,626, representing partial reimbursement for expenses charged against the Community Development Fund for the Levee Walk. The balance of such reimbursement in the amount of \$2,040 is pending communication/reimbursement of overpayment by the vendor.	12/31/00	City Auditor

Comprehensive Annual Financial Report

City of Portsmouth, Ohio



For Year Ended
December 31, 1999

M. Trent Williams
Auditor/Treasurer

THE CITY OF PORTSMOUTH, OHIO

SCIOTO COUNTY

COMPREHENSIVE ANNUAL
FINANCIAL REPORT

FOR THE YEAR ENDED
DECEMBER 31, 1999

Prepared by:
M. Trent Williams
City Auditor

Finance Department:

Constance J. Snipes
Deputy Auditor

Barbara A. Doyle
Finance Clerk II

Jennifer E. Spriggs
Finance Clerk I

Brenda Givens
Finance Clerk I

Income Tax Department:

John F. Queen
Tax Commissioner

David A. Lester
Deputy Tax Commissioner

Emily E. Conley
Finance Clerk I

TABLE OF CONTENTS

CITY OF PORTSMOUTH, OHIO SCIOTO COUNTY

I.

INTRODUCTORY SECTION

A	Letter of Transmittal	v
B	City Officials	xix
C	Organizational Chart	xx
D	Certificate of Achievement for Excellence in Financial Reporting	xxi

II.

FINANCIAL SECTION

A	REPORT OF INDEPENDENT ACCOUNTANTS	i
B	GENERAL PURPOSE FINANCIAL STATEMENTS	
	Combined Financial Statements - Overview	
	Combined Balance Sheet All Fund Types and Account Groups	4
	Combined Statement of Revenues, Expenditures and Changes in Fund Balances All Governmental Fund Types and Expendable Trust Funds	9
	Combined Statement of Revenues, Expenditures and Changes in Fund Balances Budget and Actual (Non-GAAP Budgetary Basis) All Governmental Fund Types	10
	Combined Statement of Revenues, Expenses and Changes in Retained Earnings/Fund Balances All Proprietary Fund Types and Nonexpendable Trust Funds	13
	Combined Statement of Cash Flows All Proprietary Fund Types and Nonexpendable Trust Funds	14
	Notes to the General Purpose Financial Statements	16

C	COMBINING AND INDIVIDUAL FUND AND ACCOUNT GROUP FINANCIAL STATEMENTS AND SCHEDULES	
	General Fund	
	Schedule of Revenues, Expenditures and Changes in Fund Balance Budget and Actual (Non-GAAP Budgetary Basis)	42
	Special Revenue Funds	
	Combining Balance Sheet	50
	Combining Statement of Revenues, Expenditures and Changes in Fund Balances	54
	Schedule of Revenues, Expenditures and Changes in Fund Balances Budget and Actual (Non-GAAP Budgetary Basis)	
	Municipal Court Grants Fund	58
	Ohio Criminal Justice System (OCJS) Awards - Municipal Court Fund	59
	Municipal Court Special Projects Fund	60
	Municipal Court Probation Services Fund	61
	Municipal Court Programs Fund	62
	Municipal Court Computer Fund	63
	Fire Pension Fund	64
	Police Pension Fund	65
	D.A.R.E. State Grant Fund	66
	Local Law Block Grant Fund	67
	Community Oriented Policing Services (COPS) Fast Grant Fund	68
	Indigent Drivers Alcohol Treatment Fund	69
	Enforcement and Education Fund	70
	Mandatory Fines Fund	71
	Law Enforcement Fund	72
	Street Construction, Maintenance and Repair Fund	73
	State Highway Improvement Fund	74
	Environmental State Grants Fund	75
	Community Development Fund	76
	Tourism and Cultural Development Fund	77
	Teenage Pregnancy Prevention Fund	78
	State Grant Health Fund	79

Special Revenue Funds	(Continued)
Rural AIDS State Grant Fund	81
Litter Control Grant Fund	82
Wellness Block Grant Fund	83
Federal Emergency Management Agency (FEMA) Grant Fund	84
Regional HIV Prevention Fund	85
Flood Defense Fund	86
Enterprise Funds	
Combining Balance Sheet	88
Combining Statement of Revenues, Expenses and Changes in Retained Earnings	89
Combining Statement of Cash Flows	90
Internal Service Funds	
Combining Balance Sheet	93
Combining Statement of Revenues, Expenses and Changes in Retained Earnings	94
Combining Statement of Cash Flows	95
Fiduciary Fund Types	
Combining Balance Sheet	98
Combining Statement of Revenues, Expenditures and Changes in Fund Balances - Expendable Trust Funds	100
Combining Statement of Revenues, Expenses and Changes in Fund Balances - Nonexpendable Trust Funds	101
Combining Statement of Cash Flows - Nonexpendable Trust Funds	102
Combining Statement of Changes in Assets and Liabilities - Agency Funds	103
General Fixed Assets Account Group	
Schedule of General Fixed Assets by Source	106
Schedule of General Fixed Assets by Category	107
Schedule of Changes in General Fixed Assets by Function and Activity	108

III.

STATISTICAL SECTION

General Governmental Expenditures by Function - Last Ten Years	110
General Governmental Revenues By Source - Last Ten Years	111
Property Tax Levies and Collections - Last Ten Years	112
Tangible Tax Collected - Last Ten Years	113
Assessed Valuations and Estimated True Values of Taxable Property - Last Ten Years	114
Property Tax Rates - Direct and Overlapping Governments - Last Ten Years	115
Special Assessments Billings and Collections	116
Computation of Legal Debt Margin	117
Ratio of Net General Obligation Bonded Debt to Assessed Value and Net General Obligation Bonded Debt Per Capita - Last Ten Years	118
Ratio of Annual Debt Service Expenditures for General Obligation Bonded Debt to Total General Governmental Expenditures - Last Ten Years	119
Computation of All Direct and Overlapping Governmental Debt	120
Revenue Bond Coverage - Water Mortgage Bonds - Last Ten Years	121
Demographic Statistics - Last Ten Years	122
Property Value and Construction Permits - Last Ten Years	123
Principal Taxpayers (Personal Property Tax)	124
Principal Taxpayers (Real Property Tax)	125
Principal Employers	126
Miscellaneous Statistics	127

The City of Portsmouth

"Where the Ohio and Scioto Meet"

Department of Finance

Municipal Building, Room 3

728 Second Street, P.O. Box 1323
Portsmouth, OH 45662

Phone: (740) 354-7751 - Fax: (740) 353-4583
Email: cityauditor@mail.com

M. Trent Williams
City Auditor



State of Ohio

June 19, 2000

Honorable President and Members of City Council
Honorable Mayor
Citizens of Portsmouth, Ohio

As City Auditor, it is my pleasure to present the fourth Comprehensive Annual Financial Report (CAFR) of the City of Portsmouth, Ohio for the fiscal year ended December 31, 1999. This report has been prepared in conformity with generally accepted accounting principles (GAAP) and guidelines recommended by the Government Finance Officers Association of the United States and Canada (GFOA).

INTRODUCTION

While there is no legal requirement for the preparation of this report, it represents a commitment by the City of Portsmouth (the "City") to conform to nationally recognized standards of excellence in financial reporting. Responsibility for both the accuracy of the presented data and the completeness and fairness of the presentation, including all disclosures, rests with the City. To the best of my knowledge and belief, the enclosed data, as presented, is accurate in all material respects and is presented in a manner designed to fairly set forth the financial position and results of operations of the City, and includes all disclosures necessary to enable the reader to gain an understanding of the City's financial activity.

The Report

This Comprehensive Annual Financial Report (CAFR) is designed to assist and guide the reader in understanding its contents. The report is comprised of the following three major sections:

1. *The Introductory Section* includes this letter of transmittal presenting the City's organization, operational structure and accomplishments; a list of elected officials and an organizational chart.
2. *The Financial Section* contains the Report of the Independent Auditors, the City's General Purpose Financial Statements and explanatory notes thereto and the combining and individual fund and account group financial statements and schedules that provide detailed information to the General Purpose Financial Statements.
3. *The Statistical Section* consists of social, economic and historical data in a multi-year format, which can be used to identify financial trends and data relative to the fiscal capacity of the City.

- v -

Constance J. Snipes
Deputy Auditor

Barbara A. Doyle
Finance Clerk II

Jennifer E. Spriggs
Finance Clerk I

Brenda D. Givens
Finance Clerk I

Emily E. Conley
Finance Clerk I

David A. Lester
Dep. Tax Comm.

John F. Queen
Tax Commissioner

This CAFR was prepared in accordance with generally accepted accounting principles established by statements of the Governmental Accounting Standards Board (GASB) and other authoritative pronouncements.

The Reporting Entity

The accompanying general purpose financial statements comply with the provisions of Governmental Accounting Standards Board (GASB) Statement No. 14, *"The Financial Reporting Entity,"* in that the financial statements include all the organizations, activities, functions and component units for which the City (the reporting entity) is financially accountable. Financial accountability is defined as the appointment of a voting majority of the component unit's board, and either (1) the City's ability to impose its will over the component unit, or (2) the possibility that the component unit will provide financial benefit to or impose a financial burden on the City.

Based on the foregoing, the reporting entity of the City includes the following services as authorized by its Charter: police and fire protection, parks and recreation, planning, zoning, street maintenance, cemetery, health and other governmental services. In addition, the City owns and operates the water treatment and distribution system, the wastewater treatment and collection system and the solid waste collection and disposal operation, each of which is reported as an enterprise fund.

Historical Information

In 1763 on the site of present day Portsmouth, the French surrendered the Ohio Valley to the English. At that time Major Belli platted the town of Alexandria, which was directly across the Scioto River from the present site of Portsmouth. After frequent flooding, Alexandria relocated to the higher east bank of the Scioto. The town was established by Major Henry Massie, who renamed the town Portsmouth to honor his former home of Portsmouth, Virginia.

Portsmouth's location at the confluence of the Scioto River and the Ohio River greatly contributed to its early growth. Portsmouth grew rapidly upon the completion of the Ohio-Erie Canal in 1832 due to the goods and people who traveled the canal and then transferred to steamboats navigating the Ohio and Mississippi Rivers. Smelting furnaces and the railroad were also major forces in the development of the area. After major flooding in 1913 and 1937, a flood wall system was installed to protect the City.

Location

Portsmouth, at an altitude of 533 feet above sea level, is located in southern Ohio approximately 90 miles south of Columbus, the state capital, and 100 miles east of Cincinnati, Ohio. Portsmouth, the county seat of Scioto County, encompasses an area of 12 square miles and serves a residential population of 22,676 (1990 Census). The City, which is bisected by U.S. Routes 23 and 52, is strategically located on the Ohio River providing distribution alternatives which include highways, railways and waterways. The City is also situated in close proximity to an abundance of fossil fuels, namely coal and natural gas from nearby Kentucky and West Virginia. The City is connected to Kentucky by two bridges: the U.S. Grant Bridge in downtown Portsmouth and the Carl Perkins Bridge located approximately two miles west of the City. Portsmouth is served by the CSX Railway System and the Norfolk Southern. The Greater Portsmouth Regional Airport, which is located in Minford, Ohio and owned by Scioto County, has a 5,000 foot paved runway which can accommodate corporate jets the size of a Boeing 727.

Form of Government

Portsmouth, a charter city which has a Mayor-Council form of government, is divided into six wards. Each ward is represented on City Council by one person elected to a four year term. Additionally, one person is elected by Council to serve as President of Council. Elected officials serving four year terms are the Mayor, Solicitor, and Auditor/Treasurer. Currently the Mayor and the Auditor are serving their first terms, and the Solicitor his second term.

Municipal Services

The City provides many services to its citizens, including police and fire protection, street maintenance, traffic control, recreation facilities, engineering, zoning, code enforcement, planning, community development, building inspection, electrical inspection, cemetery, health services, litter control and general administrative services. The City does not operate hospitals or schools, nor is it responsible for public assistance programs.

The City also operates three enterprise activities: water treatment and distribution, wastewater collection and treatment, and solid waste collection and disposal services. The enterprise funds are used to account for activities that are operated in a manner similar to a private business. The intent of the City is that the costs of providing the services to the general public on a continuing basis be financed or recovered primarily through user charges.

The City's enterprise activities are not subject to rate review or determination by the Public Utilities Commission of Ohio or any similar regulatory body. The Mayor has the necessary authority to establish and amend appropriate user rates as required. The rates are monitored on an on-going basis to insure their adequacy to meet operation, maintenance, debt service and capital replacement needs. Responsibility for the frequency and amount of rate changes lies solely with the Mayor.

Bases of Accounting

Except for that used for budgetary purposes, the bases of accounting used by the City are in conformity with generally accepted accounting principles (GAAP) as applicable to governmental units and are consistent with GASB Codified Section 1600, "Basis of Accounting."

All governmental and expendable trust funds are accounted for by using a current financial resources (current assets and current liabilities) measurement focus. The modified accrual basis of accounting is utilized for the governmental, expendable trust and agency funds. Revenues are recognized when they are susceptible to accrual, both measurable and available. Expenditures are recognized when the related liability is incurred, except for interest on long-term debt which is recorded when due.

The measurement focus for the City's proprietary funds and nonexpendable trust funds is the flow of total economic resources (all assets and all liabilities). The accrual basis of accounting is utilized which recognizes revenues when earned and expenses when incurred.

Form of Government

Portsmouth, a charter city which has a Mayor-Council form of government, is divided into six wards. Each ward is represented on City Council by one person elected to a four year term. Additionally, one person is elected by Council to serve as President of Council. Elected officials serving four year terms are the Mayor, Solicitor, and Auditor/Treasurer. Currently the Mayor and the Auditor are serving their first terms, and the Solicitor his second term.

Municipal Services

The City provides many services to its citizens, including police and fire protection, street maintenance, traffic control, recreation facilities, engineering, zoning, code enforcement, planning, community development, building inspection, electrical inspection, cemetery, health services, litter control and general administrative services. The City does not operate hospitals or schools, nor is it responsible for public assistance programs.

The City also operates three enterprise activities: water treatment and distribution, wastewater collection and treatment, and solid waste collection and disposal services. The enterprise funds are used to account for activities that are operated in a manner similar to a private business. The intent of the City is that the costs of providing the services to the general public on a continuing basis be financed or recovered primarily through user charges.

The City's enterprise activities are not subject to rate review or determination by the Public Utilities Commission of Ohio or any similar regulatory body. The Mayor has the necessary authority to establish and amend appropriate user rates as required. The rates are monitored on an on-going basis to insure their adequacy to meet operation, maintenance, debt service and capital replacement needs. Responsibility for the frequency and amount of rate changes lies solely with the Mayor.

Bases of Accounting

Except for that used for budgetary purposes, the bases of accounting used by the City are in conformity with generally accepted accounting principles (GAAP) as applicable to governmental units and are consistent with GASB Codified Section 1600, "Basis of Accounting."

All governmental and expendable trust funds are accounted for by using a current financial resources (current assets and current liabilities) measurement focus. The modified accrual basis of accounting is utilized for the governmental, expendable trust and agency funds. Revenues are recognized when they are susceptible to accrual, both measurable and available. Expenditures are recognized when the related liability is incurred, except for interest on long-term debt which is recorded when due.

The measurement focus for the City's proprietary funds and nonexpendable trust funds is the flow of total economic resources (all assets and all liabilities). The accrual basis of accounting is utilized which recognizes revenues when earned and expenses when incurred.

The City's basis of accounting for budgetary purposes differs from generally accepted accounting principles in that revenues are recognized when received, rather than when susceptible to accrual (measurable and available), and encumbrances are recorded as expenditures rather than as reservations of fund balances. A reconciliation of the results of these two methods appears in Note 1. During 1999, all accounting policies were applied consistently with those of 1998. Accounting policies are further explained in Note 1.

ECONOMIC CONDITION AND OUTLOOK

Business and Industry

Among the principal products and services provided by Portsmouth area businesses are shoelaces, castings, concrete products, and health services. Portsmouth is served by one daily newspaper, one weekly and one bi-weekly, and by three local radio stations. Cable television is available, offering education and community access channels in addition to entertainment channels. Financial services are provided to the city by six banks and two credit unions. A complete range of medical services is provided to the Portsmouth area by the Southern Ohio Medical Center. The Medical Center recently completed and opened a new wing at Scioto Memorial Hospital. The new addition houses an expanded, well equipped, emergency room and trauma center as well as a new intensive care unit.

Unemployment Rates

Data obtained from the State of Ohio, Bureau of Employment Services indicates that the percentage of unemployment for Portsmouth and Scioto County averaged 8.5% for the 1999 calendar year, which is substantially above the state average of 4.3% and the national average of 4.2%. While the unemployment number is high in comparison to the state and national average, it is 1% lower than the 9.5% rate recorded in 1998. The state of the local economy has been improving and local initiatives are serving to promote a renewed spirit of pride in the community.

Utilities

Public utilities providing services to the City of Portsmouth are as follows:

- | | |
|---------------|----------------------------|
| • Electric | American Electric Power |
| • Telephone | General Telephone |
| • Natural Gas | Columbia Gas of Ohio, Inc. |

City water, wastewater and solid waste services are provided to residents of the area as indicated below:

Water is provided by the City of Portsmouth to approximately 14,563 customers both within the City and in some areas of Scioto County. The City filtration plant has the capacity to produce 12 million gallons of treated water daily and is currently producing six to seven million gallons of water per day. There are approximately 25 million gallons of water stored in reservoirs and tanks located in and around the City.

There are two separate facilities for wastewater treatment. The main plant located in Portsmouth has the capacity to treat four million gallons daily and is currently treating approximately three million gallons daily. A smaller plant is located in Sciotoville. The City is currently collecting and treating sewage for Portsmouth, New Boston Village and the Rosemount area located in Clay Township.

Solid waste collection and disposal is operated by the City of Portsmouth providing service to approximately 7,984 customers. The solid waste transfer station officially commenced operations in the fall of 1993. Improved efficiency at the new transfer station has allowed the City to maintain operating costs at current levels for the solid waste collection and disposal function.

Recreation and Cultural Facilities and Events

Portsmouth boasts of seventeen City owned parks and numerous sports facilities, including Spartan Stadium and several tennis courts. West of Portsmouth is the Shawnee State Park providing recreation, camping, cabins, a lodge and many other attractions for residents and out-of-town visitors.

A citizen sponsored project, which started in 1992 and is still ongoing, is the painting of murals on the flood wall on Front Street in the Boneyfiddle District. When completed, these murals will tell the "story" of Portsmouth and are proving to be a great tourist attraction. The funds were raised for this project by the people of Portsmouth through donations, fund-raisers and a state grant. At present there are 36 completed panels on the flood wall. Long range plans provide for the completion of about 50 murals by 2002.

An annual Roy Rogers Festival is held to honor native son Roy Rogers, and a display of memorabilia from his collection is on permanent display in Portsmouth. Firststar Gallery offers month-long exhibits by area artists and hosts an annual area high school cash scholarship art contest. The Ackerman Collection is an exhibit of a collection of area photos dating from 1745. This is a private collection and is shown by appointment only.

Visitors can revel in Portsmouth's past by visiting the Boneyfiddle District Brewery Arcade, a unique and fascinating historic area for the antique enthusiast. Scioto County Historical Society presents the 1810 homestead, meticulously detailed and furnished to delight visitors. The Southern Ohio Museum/Cultural Center presents visual arts, science and history along with a theater and children's series which delights theater buffs. Exhibits change throughout the year.

Portsmouth is ideally located on the Ohio and Scioto Rivers for all types of water related activities, including fishing, boating and water skiing. There are camping facilities along the river which are usually filled to capacity during the summer months. These facilities are owned and operated by the City. The annual River Days Festival is held over the Labor Day weekend and draws many visitors to our area.

The cultural and recreational needs of the City have been enhanced by the 1994 formation of the Portsmouth Community Orchestra. Citizens from the Portsmouth area who have a love of music and the necessary talents have come together to fill a void in the community and provide many hours of entertainment for the people of this area.

During the 1995-1996 academic year, the \$17 million, 102,000 square foot Vern Riffe Center for the Arts opened and has featured some of the biggest names in Broadway Theater, jazz, big band, dance, folk, dramatic arts, and pop music.

The Shawnee State University Clark Planetarium opened April 24, 1998. The Clark Planetarium is one of only 34 Digistar II Planetariums in the world. The Planetarium office can be contacted about show topics, times and for reservations to a show.

Education

Portsmouth City Schools are comprised of five elementary schools, three middle schools and two high schools, with a total combined enrollment of approximately 3,059 students. The pupil-teacher ratio is approximately fourteen to one.

Adult education programs are offered by Portsmouth City Schools and Shawnee State University.

Higher education facilities in the area include Southeastern Business College in New Boston, 4 miles east of the City; Ohio University in Ironton, 35 miles east of the City; and Shawnee State University in Portsmouth.

Shawnee State University is a four year university, the newest in the state. We now have a Fine and Performing Arts Center on the campus and an indoor Physical Education Center. Seventy-seven Bachelor and Associate degree programs are currently available. Immediate plans are to make Shawnee State campus a pedestrian-only campus. Second Street and several side streets have been closed and Third Street was recently widened in furtherance of this plan.

Employee Relations

The City of Portsmouth has contracts with five employee bargaining units. These groups are Local 512 of the International Association of Firefighters, Lodge 33 of the Fraternal Order of Police, Local 1039 AFSCME, Ohio Council 8, 1039-A AFSCME Dispatchers and 1039-C Finance Department Employees. Contract periods are varied for these groups.

MAJOR INITIATIVES

Present

The City's largest project during 1999 was the continuation of the major overhaul of the City's waterlines and facilities. New water lines were extended from Portsmouth to the West Side and additional water pump stations were constructed in Eden Park and Rosemount just outside the city. Filtration plant upgrades included rebuilding of rapid sand filters and the addition of telemetry to the raw river water pump station.

As a result of damage from a fire in 1997 and general deterioration to the Spartan Municipal Stadium, the stadium has continued to be refurbished with upgrades to the press box, concession stands, spectator seating, locker rooms and restroom facilities. Upgrades in parks and recreation included completion of a playground at Bannon Park, and upgrades to all city parks, additional baseball field lighting and renovation of the playing field and plumbing and sprinkler systems at Branch Rickey Park. Tracy Park now enjoys the addition of a renovated bandstand pavilion, which will greatly enhance summer park concerts.

Future

The City will continue its water line upgrade project by implementing Phase II, which will replace over three miles of existing lines with larger 24" lines from the Young Street Viaduct east to Clayport Street in New Boston, near the Filtration Plant. A 12" water line extension from Franklin Furnace to the Haverhill industrial park and the additions of 750,000 gallon elevated water towers in both locations are also in the beginning stages. Upgrades to Thomas Avenue sewer lines are in process as well as improvements for the Charles Street wastewater treatment plant.

The ongoing riverfront project will see the construction of a new boat ramp at the foot of Offnere Street and extensions of the existing levee walks. The bank facing the Court Street stage will be terraced to better accommodate the public at outdoor performances.

The City has purchased the former American Electric Power office building and is in the architectural and engineering stages to renovate the building in order to relocate several City offices now housed in Griffin Hall.

FINANCIAL INFORMATION

Internal Control, Budgetary Control and the Accounting System

Development of the City's accounting system included substantial consideration of the adequacy of the internal accounting controls. Internal accounting controls are designed to provide reasonable, but not absolute assurance that:

1. The City's assets are protected against loss and unauthorized use or disposition; and
2. Reliable financial reports for preparing financial statements and providing accountability for assets are maintained.

The concept of reasonable assurance states that internal controls should be evaluated applying the following criteria:

1. The expense associated with providing the internal controls should not exceed the benefits likely to be derived from their implementation; and
2. The evaluation of the offsetting costs and benefits involves estimates and judgment by the City administration and members of the finance office.

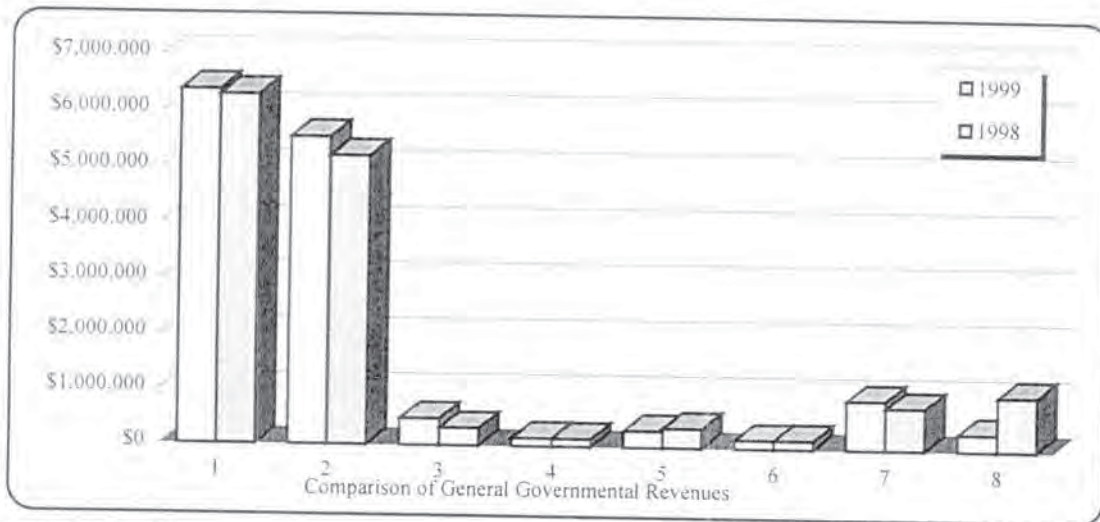
All internal control evaluations occur within this framework. It is the belief of the administrative and financial management personnel that the City's financial controls adequately safeguard existing assets and provide reasonable assurance of the proper recording of financial transactions. The Auditor's Office (the "Fiscal Office") is responsible for the auditing and analysis of all purchase orders and vouchers of the City. Fiscal Office personnel review and process requisitions, purchase orders and vouchers. Their responsibilities are carefully conducted to ensure the availability of monies in the proper funds and accounts prior to the certification and payment of approved invoices. The City utilizes a fully automated accounting system as well as an automated system of controls for fixed assets accounting and payroll. These systems, coupled with the review and examination performed by the Fiscal Office, ensure that the financial information generated is both accurate and reliable.

Budgetary control is maintained at the department level for each function within each fund via legislation approved by City Council. Lower levels within each character are accounted for and reported internally. Such lower levels are referred to as line items of expenditure. Estimated amounts must be encumbered prior to final approval of purchase orders or other contracts to vendors. Encumbrances in excess of the available character level appropriations are not approved unless additional appropriations are authorized. Unencumbered appropriations return (lapse) to the unappropriated balances in the individual funds at the end of each fiscal year, which coincides with the calendar year.

General Governmental Functions

The following schedule presents a summary of general governmental functions (including General, Special Revenue, and Debt Service funds), revenues for the years ended December 31, 1998 and 1999, the percentage of each revenue source to total revenues, and the amount of increase/(decrease) relative to prior year revenue.

Revenue Source	1999 Total	Percent of Total	1998 Total	Increase (Decrease) over 1998	Percent of Increase (Decrease)
1. Tax Revenues	\$6,362,924	44.97%	\$6,278,109	\$84,815	1.35%
2. Intergovernmental Revenues	5,523,929	39.04%	5,193,377	330,552	6.36%
3. Charges for Services	482,319	3.41%	311,426	170,893	54.87%
4. Licenses and Permits	143,608	1.01%	135,488	8,120	5.99%
5. Investment Earnings	297,843	2.10%	348,187	(50,344)	(14.46%)
6. Special Assessments	150,666	1.06%	153,762	(3,096)	(2.01%)
7. Fines and Forfeitures	886,273	6.27%	759,546	126,727	16.68%
8. All Other Revenues	302,438	2.14%	980,986	(678,548)	(69.17%)
Total	<u>\$14,150,000</u>	<u>100.00%</u>	<u>\$14,160,881</u>	<u>(\$10,881)</u>	



Revenue Narrative

General government revenues totaled \$14,150,000 for 1999, a decrease of \$10,881 over 1998. The City's income tax is the primary source of revenue for the City. This tax applies to all income earned within the City and to Portsmouth residents' earnings from outside the City. The tax also applies to net proceeds from the operation of a business, profession or other enterprise activity. This tax was originally voted in 1965 for 1/2 percent for a five year period, and was continued indefinitely in 1970. In 1972, the voters of Portsmouth increased the rate to one percent, also for an indefinite period. On November 3, 1987, the voters increased the tax by four tenths of one percent (.4%) indefinitely, raising the total tax percentage to 1.4%. Employers within the City are required to withhold income tax on employee compensation and remit the tax to the City either monthly or quarterly. Corporations and other individual tax payers are required to pay their estimated tax quarterly and to file a declaration and tax return annually.

The intergovernmental revenue source increased during 1999 due to increases in estate taxes.

Charges for services increased as a result of additional police services provided to the Portsmouth Metropolitan Housing Authority and new services provided to a bingo organization.

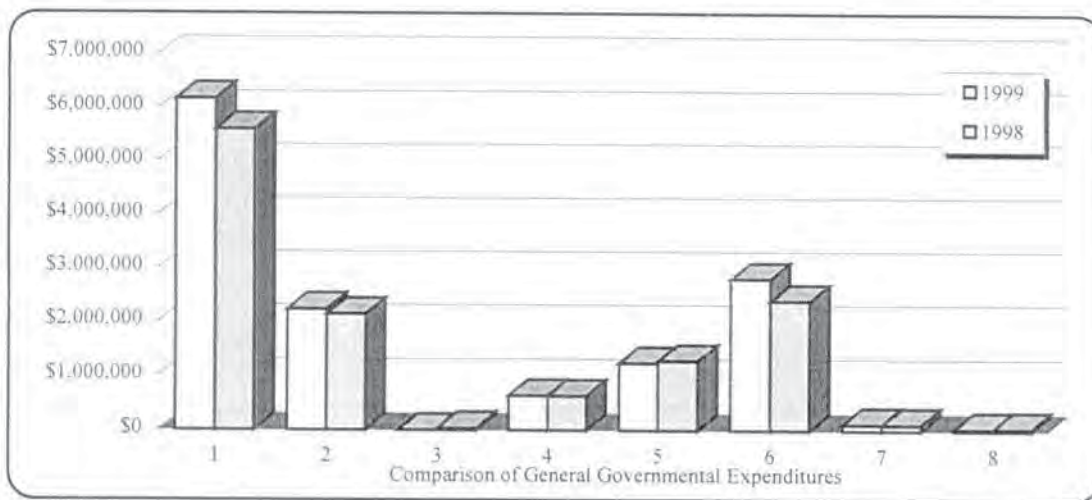
Investment earnings decreased from 1998 because most of the City's funds were in certificates of deposit whose maturity dates extended beyond the 60 day period of availability in 1999. The City's investment policies are discussed later in more detail under the topic of "Cash Management."

The increase in fines and forfeitures is attributable to the aggressive collection of fines by the Probation Department and the finalization of an old case that awarded a share of the assets from forfeiture to the Police Department.

The decrease in other revenue is attributable to a refund of workers' compensation premiums from the State in 1998, which was not repeated in 1999.

Expenditures for general governmental purposes (including General, Special Revenue, and Debt Service funds), totaled \$13,195,023, an increase of \$1,026,552 compared to 1998. Expenditures for the major functions of the City, increases/(decreases) over 1998 and the percentage of the total are shown in the following table:

Function	1999 Total	Percent of Total	1998 Total	Increase (Decrease) over 1998	Percent of Increase (Decrease)
1. Security of Persons and Property	\$6,164,798	46.72%	\$5,582,700	\$582,098	10.43%
2. Public Health and Welfare	2,223,463	16.85%	2,131,045	92,418	4.34%
3. Leisure Time Activities	0	0.00%	31,894	(31,894)	(100.00%)
4. Community Environment	629,626	4.77%	620,186	9,440	1.52%
5. Transportation	1,232,025	9.34%	1,272,074	(40,049)	(3.15%)
6. General Government	2,796,094	21.19%	2,381,353	414,741	17.42%
7. Debt Service - Principal	115,000	0.87%	110,000	5,000	4.55%
8. Debt Service - Interest	34,017	0.26%	39,219	(5,202)	(13.26%)
Total	\$13,195,023	100.00%	\$12,168,471	\$1,026,552	



Expenditure Narrative

Expenditures for the security of persons and property have increased as a result of cost of living wage and salary increases and purchases of capital outlay of electronic switch gears, new pumps and a new flood gate for defense against flooding in the City.

Transportation expenditures decreased slightly due to a milder winter which did not necessitate as much snow removal. Expenditures for leisure time activities in the Tourism and Cultural Development Fund (special revenue) were reclassified as community environment expenditures.

The increase in general governmental expenditures is attributable to several items. The Building Maintenance division added two new employees; additional legal fees were expended in 1999 to defend the City in various lawsuits and insurance premiums increased.

Debt service costs included the payment of principal, interest and related fiscal administration charges for the retirement of the City's outstanding general obligation and special assessment debt. The expenditures vary with the nature and timing of debt service requirements.

Proprietary Operations

Enterprise Funds:

The enterprise funds supported by user charges include a water treatment and distribution system, a sewage treatment and collection system and a solid waste (garbage) collection service. The enterprise funds are supported by revenues derived from user charges. Construction and acquisition of capital assets utilized in the distribution and collection systems are financed by self-supporting general obligation debt.

Certain pertinent data relating to the enterprise operations of the City is indicated below:

	Total Assets	Net Income	Return on Assets
Water	\$9,377,861	\$941,315	10.04%
Sewer	1,201,215	251,704	20.95%
Sanitation	1,064,793	200,724	18.85%

Internal Service Funds:

The City's internal service funds consist of the operations of the Garage Revolving Fund, the Store Room Revolving Fund and the Employees Insurance Account "B" Fund. The funds are supported by charges levied against other funds for goods/services provided. The cost of the garage mechanic's labor, automotive parts, office supplies and insurance premiums are internally billed to the departments. Any deficit remaining subsequent to these internal billings is balanced through proportionate contributions from the general, water, sewer and sanitation funds based upon departmental use of the services.

Fiduciary Operations

The fiduciary funds of the City include three expendable trust funds, two nonexpendable trust funds and five agency funds. The expendable trust funds account for recreational program revenues used for recreational facility improvements. The nonexpendable trusts account for principal balances from specific bequests. Interest earnings from the nonexpendable trusts are used for cemetery and mausoleum maintenance as designated in the appropriate trust agreement.

The City also serves as an agent for the County Law Library in the collection of fines. The Portsmouth Municipal Court is also an agency fund of the City. Additional agency funds are maintained to account for the employees share of health insurance premiums, Board of Building Standards fees, and construction project escrow money. The total assets and corresponding liabilities for the agency funds of the City amounted to \$2,613,217 as of December 31, 1999.

Debt Administration

The debt service fund accumulates resources for the payment of principal, interest and associated administrative costs on the City's general and special assessment long-term debt. Resources are derived from property taxes (real and personal) and special assessments. The City's bond credit rating is Baa. The total bonded debt of the City as of December 31, 1999 was \$4,075,000, consisting of the following:

Special Assessment Bonds with Governmental Commitment	\$535,000
General Obligation Bonds which are Self-Supporting	3,540,000

The ratio of property tax supported general bonded debt to assessed value and the amount of bonded debt per capita are considered to be good indicators to municipal managers, citizens and investors in general governmental debt of the City's debt position.

The City's debt position as of December 31, 1999 was as follows:

Overall Legal Debt Margin	\$20,015,613
Unvoted Legal Debt Margin	10,484,369
Net General Obligation Bonded Debt Payable from Property Taxes	0
Percentage of Assessed Value	0%
General Bonded Debt per Capita	\$0.00

A more thorough presentation of the calculation of these figures is located in the statistical section of the enclosed report.

The City also has a long-term loan from the Ohio Water Department Development Authority (OWDA) and one additional loan from the Ohio Public Works Commission (OPWC). The proceeds of the OWDA loan were used to fund improvements to the wastewater facilities. The loan has a balance of \$898,106 and will be paid off in July 2003. The OPWC loan provided funding for construction of the solid waste transfer station. The original OPWC loan of \$68,000 was received in 1993, the loan balance at the end of 1998 was \$29,649, and the final payment is scheduled for 2004.

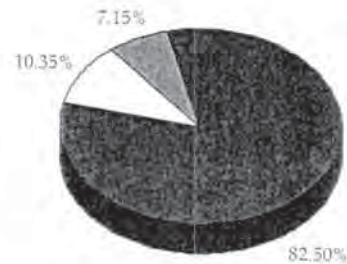
Cash Management

Cash management is a vital component of the City of Portsmouth's overall financial strategy. The primary objective of the City's investment activity is the preservation and protection of invested capital. The City pools its cash for maximum investment efficiency.

Funds are invested with member banks of the Federal Reserve System in Certificates of Deposit at the highest possible rate of interest. To avoid risk, investments are diversified and invested to ensure that funds are available at all times to provide for efficient and timely operation of City functions.

The City's cash was invested at December 31, 1999 as follows:

Cash Resources	1999	%
Cash and Cash Equivalents	\$704,497	7.15%
Certificates of Deposit	8,127,000	82.50%
Repurchase Agreement	1,019,292	10.35%
Total	\$9,850,789	100.00%



Ohio Law requires that deposits be placed in eligible banks or savings and loan associations located in Ohio. Any public depository in which the City places deposits must pledge as collateral eligible securities of aggregate market value equal to the excess of deposits not insured by the Federal Deposit Insurance Corporation (FDIC). The securities pledged as collateral are pledged to a pool for each individual financial institution in amounts equal to at least 110% of the carrying value of all public deposits held by each institution. Obligations that may be pledged as collateral are limited to obligations of the United States and its agencies and obligations of any state, county, municipal corporation or other legally constituted authority of any other state, or any instrumentality of such county, municipal corporation or other authority.

Risk Management

The City has provided bodily injury, personal injury, and general liability coverage through the established Public Entities Pool (the "PEP"). Police and fire professional liability and elected officials liability are also covered by the PEP. Fleet (automotive) insurance is provided by Portsmouth Insurance Agency. Boiler and machinery coverage is provided by Berndt-Murfin Insurance Agency.

All City employees are bonded in varying amounts dependent on the scope of their activity. Elected officials are bonded as required by Charter.

OTHER INFORMATION

Independent Audit

The general purpose financial statements of the City of Portsmouth were audited by James M. Petro, Auditor of State. The Auditor of State's unqualified opinion has been included in this report.

Awards

The Certificate of Achievement is a prestigious national award recognizing conformance with the highest standards in state and local government financial reporting. To be awarded a Certificate of Achievement, a governmental unit must prepare an easily readable and efficiently organized Comprehensive Annual Financial Report with contents conforming to all program standards. The report must satisfy both generally accepted accounting principles (GAAP) and applicable legal requirements respective to the reporting entity. A Certificate of Achievement is valid for a period of one year. I believe this, our fifth Comprehensive Annual Financial Report, meets the high standards set by the GFOA Certificate of Achievement program, and I am submitting the report to the GFOA.

Public Disclosure

The publication of this Comprehensive Annual Financial Report is indicative of the City's commitment to provide significantly enhanced financial information and accountability to its citizens. In addition to the citizens of Portsmouth, the recipients of this report include City, state and federal officials, schools, libraries, newspapers, investment banking firms, banks and rating agencies. The report is made available to any person or organization requesting it. The extensive effort to prepare and distribute this report is indicative of the City Auditor's goal of full disclosure of the City's finances.

Acknowledgments

This report is the result of hard work and dedication on the part of many employees and individuals. Special thanks to David Green, Scioto County Auditor, and staff; Margaret Gordley, Scioto County Treasurer, and staff, the employees of the Portsmouth Auditor's office and all other City employees who have contributed to this endeavor.

Sincere appreciation to Donald J. Schonhardt & Associates, Inc. for their continued support and assistance in the preparation of this report.

I especially thank the citizens of Portsmouth for the opportunity to continue to improve the professionalism in financial reporting that they expect and deserve.

Thank you to the members of City Council, Mayor Bauer and other city administrators, without whose support we would have been unable to prepare this report. By providing the funds and assistance to conform to the reporting requirements which have been established for municipal governments, the City has been able to maintain a sound financial position for many years.

Sincerely,



M. Trent Williams
City Auditor

**THE CITY OF PORTSMOUTH, OHIO
SCIOTO COUNTY**

**CITY OFFICIALS
DECEMBER 31, 1999**

Position	Name	Term of Office	Years with City	
<u>Executive</u> (Elected)				
Mayor	Gregory A. Bauer	01/01/98 - 12/31/01	2	
City Auditor	Thomas F. Bihl	06/01/97 - 12/31/99	31	
City Solicitor	David W. Kuhn	01/01/96 - 12/31/99	5	
<u>Legislative</u> (Elected)				
President of Council	James D. Kalb	<u>Ward</u> 4th	01/01/96 - 12/31/99	6
Vice-President of Council	Raymond E. Pyles	2nd	04/14/97 - 12/31/99	3
Member of Council	Ann S. Sydnor	1st	01/01/98 - 12/31/01	12
Member of Council	Maddeline C. Caudill	3rd	01/01/98 - 12/31/01	2
Member of Council	Howard E. Baughman	5th	08/09/99 - 12/31/01	1
Member of Council	Martin J. Mohr	6th	09/27/99 - 12/31/99	1
<u>Judicial</u> (Elected)				
Municipal Court Judge	William T. Marshall	11/22/95 - 12/31/01	14	
Municipal Court Judge	Richard T. Schisler	01/01/98 - 12/31/04	22	
<u>Administrative</u> (Appointed)				
Police Chief	P. Gregory Ratcliff	Indefinite	24	
Fire Chief	Robert Storey	Indefinite	26	
Public Service Director	Michael E. Blackburn	Indefinite	5	
Director of Water	Samuel Sutherland	Indefinite	11	
Director of Waste Water	Michael Shaw	Indefinite	24	
Community Development Director	T. Brent Newman	Indefinite	1	
City Clerk	Jo Ann Aeh	Indefinite	12	
Municipal Court Clerk	Joseph McKinnon	Indefinite	22	

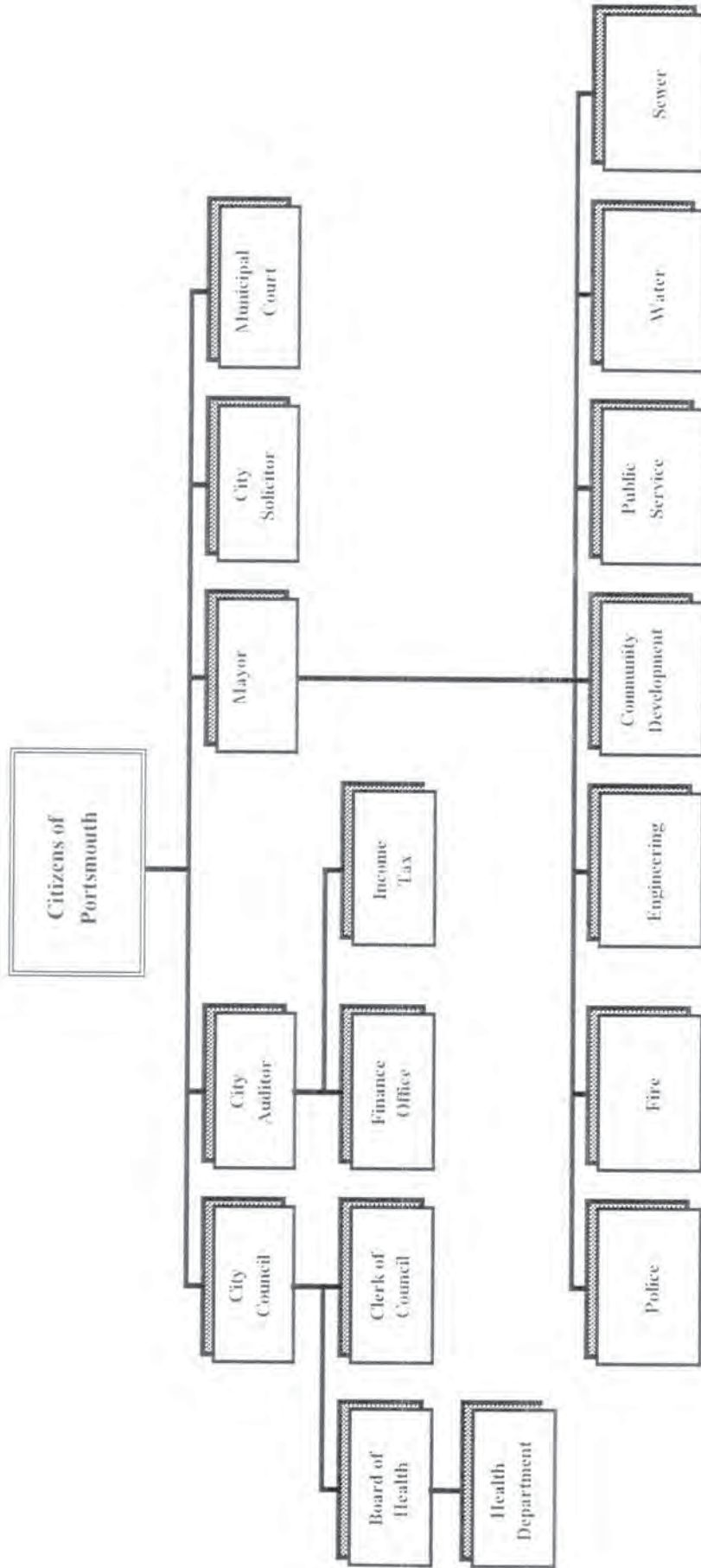
Executive Offices:

Gregory A. Bauer, Mayor
City of Portsmouth
728 Second Street, Room 1
Portsmouth, Ohio 45662
Ph: 740-354-8807 Fax: 740-354-8809
Email: mayor@iname.com

M. Trent Williams, Auditor
City of Portsmouth
728 Second Street, Room 3
Portsmouth, Ohio 45662
Ph: 740-354-7751 Fax: 740-353-4583
Email: cityauditor@mail.com

David W. Kuhn, Solicitor
City of Portsmouth
728 Second Street, Room 22
Portsmouth, Ohio 45662
Ph: 740-353-5229 Fax: 740-353-0136

The City of Portsmouth, Ohio Organizational Chart



Certificate of Achievement for Excellence in Financial Reporting

Presented to

City of Portsmouth,
Ohio

For its Comprehensive Annual
Financial Report
for the Fiscal Year Ended
December 31, 1998

A Certificate of Achievement for Excellence in Financial Reporting is presented by the Government Finance Officers Association of the United States and Canada to government units and public employee retirement systems whose comprehensive annual financial reports (CAFRs) achieve the highest standards in government accounting and financial reporting.



Cary Brueckner
President

Jeffrey L. Essler
Executive Director



This page intentionally left blank.



STATE OF OHIO
OFFICE OF THE AUDITOR

JIM PETRO, AUDITOR OF STATE

743 East State Street
Athens Mall, Suite B
Athens, Ohio 45701
Telephone 740-594-3300
800-441-1389
Facsimile 740-594-2110
www.auditor.state.oh.us

REPORT OF INDEPENDENT ACCOUNTANTS

City of Portsmouth
Scioto County
City Building, 728 Second Street
Portsmouth, Ohio 45662

To the Mayor and City Council:

We have audited the accompanying general-purpose financial statements of the City of Portsmouth, Scioto County, Ohio, (the City) as of and for the year ended December 31, 1999, as listed in the table of contents. These general-purpose financial statements are the responsibility of the City's management. Our responsibility is to express an opinion on these general-purpose financial statements based on our audit.

We conducted our audit in accordance with generally accepted auditing standards and the standards applicable to financial audits contained in *Government Auditing Standards*, issued by the Comptroller General of the United States. Those standards require that we plan and perform the audit to obtain reasonable assurance about whether the financial statements are free of material misstatement. An audit includes examining, on a test basis, evidence supporting the amounts and disclosures in the financial statements. An audit also includes assessing the accounting principles used and significant estimates made by management, as well as evaluating the overall financial statement presentation. We believe that our audit provides a reasonable basis for our opinion.

In our opinion, the general-purpose financial statements referred to above present fairly, in all material respects, the financial position of the City of Portsmouth, Scioto County, as of December 31, 1999, and the results of its operations and the cash flows of its proprietary fund types and nonexpendable trust funds for the year then ended in conformity with generally accepted accounting principles.

Our audit was performed for the purpose of forming an opinion on the general-purpose financial statements of the City, taken as a whole. The combining and individual fund and account group financial statements and schedules listed in the table of contents, are presented for purposes of additional analysis and are not a required part of the general-purpose financial statements. Such information has been subjected to the auditing procedures applied in the audit of the general-purpose financial statements and, in our opinion, is fairly presented, in all material respects, in relation to the general-purpose financial statements taken as a whole.

We did not audit the data included in the statistical section of this report and therefore express no opinion thereon.

A handwritten signature in black ink, appearing to read "Jim Petro".

Jim Petro
Auditor of State

June 16, 2000



GENERAL PURPOSE FINANCIAL STATEMENTS

THE FOLLOWING GENERAL PURPOSE FINANCIAL STATEMENTS, ALONG WITH THE NOTES TO THE GENERAL PURPOSE FINANCIAL STATEMENTS, PRESENT AN OVERVIEW OF THE CITY'S FINANCIAL POSITION AT DECEMBER 31, 1999 AND THE RESULTS OF OPERATIONS AND CASH FLOWS OF ITS PROPRIETARY FUND TYPES AND NONEXPENDABLE TRUST FUNDS FOR THE YEAR THEN ENDED.

THE CITY OF PORTSMOUTH, OHIO
COMBINED BALANCE SHEET
ALL FUND TYPES AND ACCOUNT GROUPS
DECEMBER 31, 1999

	<i>Governmental</i>			
	<i>Fund Types</i>			
	General Fund	Special Revenue Funds	Debt Service Fund	Capital Projects Fund
<u>Assets and Other Debits:</u>				
Assets:				
Cash and Cash Equivalents	\$171,703	\$585,649	\$118,286	\$89,015
Investments	1,484,659	1,278,580	1,022,773	769,682
Receivables (net of allowance for doubtful accounts)				
Taxes	2,282,099	268,303	416,844	242,149
Accounts	1,191	2,472	0	0
Special Assessments	0	0	612,471	0
Loans	0	199,084	0	0
Interest	79,860	2,393	0	0
Due from Other Funds	74,879	33,347	0	0
Intergovernmental Receivables	444,669	58,927	0	0
Inventory of Supplies at Cost	8,199	32,142	0	0
Prepaid Items	32,114	8,939	0	0
Restricted Assets:				
Cash and Cash Equivalents	0	0	0	0
Investments	0	0	0	0
Fixed Assets (net of accumulated depreciation)	0	0	0	0
Construction in Progress	0	0	0	0
Other Debits:				
Amount Available in Debt Service Fund	0	0	0	0
Amount to be Provided for General Long-Term Obligations	0	0	0	0
Total Assets and Other Debits	<u>\$4,579,373</u>	<u>\$2,469,836</u>	<u>\$2,170,374</u>	<u>\$1,100,846</u>

*THE CITY OF PORTSMOUTH, OHIO
COMBINED BALANCE SHEET
ALL FUND TYPES AND ACCOUNT GROUPS
DECEMBER 31, 1999*

<i>Proprietary Fund Types</i>		<i>Fiduciary Fund Types</i>	<i>Account Groups</i>		<i>Totals (Memorandum Only)</i>
<i>Enterprise Funds</i>	<i>Internal Service Funds</i>	<i>Trust and Agency Funds</i>	<i>General Fixed Assets</i>	<i>General Long-Term Obligations</i>	
\$301,597	\$21,839	\$27,874	\$0	\$0	\$1,315,963
2,607,491	188,828	490,357	0	0	7,842,370
0	0	0	0	0	3,209,395
1,581,926	0	2,262,222	0	0	3,847,811
0	0	0	0	0	612,471
0	0	0	0	0	199,084
0	0	8,145	0	0	90,398
0	0	13,203	0	0	121,429
0	0	0	0	0	503,596
308,202	4,493	0	0	0	353,036
17,500	628	0	0	0	59,181
18,664	0	389,162	0	0	407,826
161,694	0	122,936	0	0	284,630
6,324,439	0	0	11,148,528	0	17,472,967
322,356	0	0	408,132	0	730,488
0	0	0	0	1,158,517	1,158,517
0	0	0	0	2,855,413	2,855,413
<u>\$11,643,869</u>	<u>\$215,788</u>	<u>\$3,313,899</u>	<u>\$11,556,660</u>	<u>\$4,013,930</u>	<u>\$41,064,575</u>

(Continued)

*THE CITY OF PORTSMOUTH, OHIO
COMBINED BALANCE SHEET
ALL FUND TYPES AND ACCOUNT GROUPS
DECEMBER 31, 1999*

	<i>Governmental Fund Types</i>			
	General Fund	Special Revenue Funds	Debt Service Fund	Capital Projects Fund
<u>Liabilities, Equity and Other Credits:</u>				
Liabilities:				
Accounts Payable	\$116,525	\$79,149	\$0	\$19,727
Accrued Wages and Benefits	448,124	103,955	0	0
Due to Other Funds	3,929	0	0	0
Intergovernmental Payables	36	573	0	0
Due to Others	0	0	0	0
Accrued Interest Payable	0	0	0	0
Customer Deposits	0	0	0	0
Deferred Revenue	1,562,876	448,227	1,011,857	13,889
Claimant Liability	0	0	0	0
Compensated Absences Payable	66,072	0	0	0
General Obligation Bonds Payable	0	0	0	0
Special Assessment Bond Payable with Governmental Commitment	0	0	0	0
Ohio Public Works Commission Loan Payable	0	0	0	0
Ohio Water Development Authority Loan Payable	0	0	0	0
Accrued Pension Liability	0	0	0	0
Total Liabilities	2,197,562	631,904	1,011,857	33,616
Equity and Other Credits:				
Investment in General Fixed Assets	0	0	0	0
Contributed Capital	0	0	0	0
Retained Earnings (Accumulated Deficit) - Unreserved	0	0	0	0
Fund Balances:				
Reserved for Encumbrances	26,546	14,492	0	94,274
Reserved for Supplies Inventory	8,199	32,142	0	0
Reserved for Prepaid Items	32,114	8,939	0	0
Reserved for Debt Service	0	0	1,158,517	0
Reserved for Endowments	0	0	0	0
Unreserved:				
Designated for Employee Benefits	618,549	0	0	0
Undesignated	1,696,403	1,782,359	0	972,956
Total Equity and Other Credits	2,381,811	1,837,932	1,158,517	1,067,230
Total Liabilities, Equity and Other Credits	\$4,579,373	\$2,469,836	\$2,170,374	\$1,100,846

The notes to the general purpose financial statements are an integral part of this statement.

*THE CITY OF PORTSMOUTH, OHIO
COMBINED BALANCE SHEET
ALL FUND TYPES AND ACCOUNT GROUPS
DECEMBER 31, 1999*

<i>Proprietary Fund Types</i>	<i>Fiduciary Fund Types</i>	<i>Account Groups</i>		<i>Totals (Memorandum Only)</i>
Enterprise Funds	Internal Service Funds	Trust and Agency Funds	General Fixed Assets	General Long-Term Obligations
\$93,308	\$8	\$0	\$0	\$0
177,303	0	83	0	0
0	0	117,500	0	0
460	0	77,624	0	0
0	0	2,418,093	0	0
49,836	0	0	0	0
180,394	0	0	0	0
0	0	0	0	0
0	0	31,162	0	0
114,531	0	0	0	605,352
3,540,000	0	0	0	0
0	0	0	0	535,000
29,649	0	0	0	0
898,106	0	0	0	0
0	0	0	0	2,873,578
5,083,587	8	2,644,462	0	4,013,930
0	0	0	11,556,660	0
7,854,751	0	0	0	0
(1,294,469)	215,780	0	0	0
0	0	0	0	0
0	0	0	0	0
0	0	0	0	0
0	0	26,843	0	0
0	0	0	0	0
0	0	642,594	0	0
6,560,282	215,780	669,437	11,556,660	0
\$11,643,869	\$215,788	\$3,313,899	\$11,556,660	\$4,013,930
				\$41,064,575



THE CITY OF PORTSMOUTH, OHIO
COMBINED STATEMENT OF REVENUES,
EXPENDITURES AND CHANGES IN FUND BALANCES
ALL GOVERNMENTAL FUND TYPES AND EXPENDABLE TRUST FUNDS
FOR THE YEAR ENDED DECEMBER 31, 1999

	<i>Governmental</i>			<i>Fiduciary</i>		Totals (Memorandum Only)
	<i>Fund Types</i>			<i>Fund Type</i>		
	General Fund	Special Revenue Funds	Debt Service Fund	Capital Projects Fund	Expendable Trust Funds	
<u>Revenues:</u>						
Taxes	\$5,627,035	\$303,919	\$431,970	\$1,121,343	\$0	\$7,484,267
Intergovernmental Revenues	2,474,149	2,994,411	55,369	0	0	5,523,929
Charges for Services	324,781	157,538	0	0	36,406	518,725
Licenses and Permits	143,608	0	0	0	0	143,608
Investment Earnings	280,603	17,240	0	0	20,732	318,575
Special Assessments	0	0	150,666	0	0	150,666
Fines and Forfeitures	599,833	286,440	0	0	0	886,273
All Other Revenues	97,473	204,965	0	63,729	297,223	663,390
Total Revenues	9,547,482	3,964,513	638,005	1,185,072	354,361	15,689,433
<u>Expenditures:</u>						
Current:						
Security of Persons and Property	5,714,233	450,565	0	0	0	6,164,798
Public Health and Welfare Services	406,516	1,816,947	0	0	0	2,223,463
Leisure Time Activities	0	0	0	0	15,596	15,596
Community Environment	212,150	417,476	0	0	0	629,626
Transportation	511,842	720,183	0	0	0	1,232,025
General Government	2,451,429	344,665	0	0	444,036	3,240,130
Capital Outlay	0	0	0	1,654,788	0	1,654,788
Debt Service:						
Principal Retirement	0	0	115,000	0	0	115,000
Interest and Fiscal Charges	0	0	34,017	0	0	34,017
Total Expenditures	9,296,170	3,749,836	149,017	1,654,788	459,632	15,309,443
Excess (Deficiency) of Revenues Over (Under) Expenditures	251,312	214,677	488,988	(469,716)	(105,271)	379,990
<u>Other Financing Sources (Uses):</u>						
Operating Transfers In	1,025	13,824	0	150,000	104,748	269,597
Operating Transfers Out	(263,248)	(5,324)	0	0	(1,025)	(269,597)
Total Other Financing Sources (Uses)	(262,223)	8,500	0	150,000	103,723	0
Excess (Deficiency) of Revenues and Other Financing Sources Over (Under) Expenditures and Other Financing Uses	(10,911)	223,177	488,988	(319,716)	(1,548)	379,990
Fund Balance Beginning of Year	2,391,693	1,600,888	669,529	1,386,946	494,969	6,544,025
Increase in Inventory Reserve	1,029	13,867	0	0	0	14,896
Fund Balance End of Year	\$2,381,811	\$1,837,932	\$1,158,517	\$1,067,230	\$493,421	\$6,938,911

The notes to the general purpose financial statements are an integral part of this statement.

THE CITY OF PORTSMOUTH, OHIO
COMBINED STATEMENT OF REVENUES, EXPENDITURES
AND CHANGES IN FUND BALANCES
BUDGET AND ACTUAL (NON-GAAP BUDGETARY BASIS)
ALL GOVERNMENTAL FUND TYPES
FOR THE YEAR ENDED DECEMBER 31, 1999

	<i>General Fund</i>			<i>Special Revenue Funds</i>		
	Revised Budget	Actual	Variance: Favorable (Unfavorable)	Revised Budget	Actual	Variance: Favorable (Unfavorable)
<u>Revenues:</u>						
Taxes	\$5,566,000	\$5,628,928	\$62,928	\$298,000	\$294,219	(\$3,781)
Intergovernmental Revenues	1,678,053	2,274,742	596,689	2,605,780	2,976,252	370,472
Charges for Services	212,050	326,810	114,760	185,500	157,512	(27,988)
Licenses and Permits	136,520	143,573	7,053	0	0	0
Investment Earnings	280,000	337,247	57,247	4,500	16,903	12,403
Special Assessments	0	0	0	0	0	0
Fines and Forfeitures	575,000	536,729	(38,271)	97,500	256,765	159,265
All Other Revenues	49,000	97,473	48,473	101,720	202,519	100,799
Total Revenues	<u>8,496,623</u>	<u>9,345,502</u>	<u>848,879</u>	<u>3,293,000</u>	<u>3,904,170</u>	<u>611,170</u>
<u>Expenditures:</u>						
Current:						
Security of Persons and Property	5,780,841	5,606,642	174,199	577,613	500,218	77,395
Public Health and Welfare Services	424,428	404,656	19,772	2,267,801	1,804,393	463,408
Community Environment	227,999	215,342	12,657	531,882	414,353	117,529
Transportation	509,983	503,537	6,446	827,565	797,777	29,788
General Government	2,578,678	2,431,011	147,667	585,578	325,746	259,832
Capital Outlay	0	0	0	0	0	0
Debt Service:						
Principal Retirement	0	0	0	0	0	0
Interest and Fiscal Charges	0	0	0	0	0	0
Total Expenditures	<u>9,521,929</u>	<u>9,161,188</u>	<u>360,741</u>	<u>4,790,439</u>	<u>3,842,487</u>	<u>947,952</u>
Excess (Deficiency) of Revenues Over (Under) Expenditures	(1,025,306)	184,314	1,209,620	(1,497,439)	61,683	1,559,122
<u>Other Financing Sources (Uses):</u>						
Proceeds from General Obligation Bonds	0	0	0	0	0	0
Operating Transfers In	0	1,025	1,025	10,500	13,824	3,324
Operating Transfers Out	(8,500)	(263,248)	(254,748)	(5,324)	(5,324)	0
Total Other Financing Sources (Uses)	<u>(8,500)</u>	<u>(262,223)</u>	<u>(253,723)</u>	<u>5,176</u>	<u>8,500</u>	<u>3,324</u>
Excess (Deficiency) of Revenues and Other Financing Sources Over (Under) Expenditures and Other Financing Uses	(1,033,806)	(77,909)	955,897	(1,492,263)	70,183	1,562,446
Fund Balance at Beginning of Year	1,571,352	1,571,352	0	1,530,097	1,530,097	0
Prior Year Encumbrances	110,806	110,806	0	222,122	222,122	0
Fund Balance at End of Year	<u>\$648,352</u>	<u>\$1,604,249</u>	<u>\$955,897</u>	<u>\$259,956</u>	<u>\$1,822,402</u>	<u>\$1,562,446</u>

The notes to the general purpose financial statements are an integral part of this statement.

*THE CITY OF PORTSMOUTH, OHIO
 COMBINED STATEMENT OF REVENUES, EXPENDITURES
 AND CHANGES IN FUND BALANCES
 BUDGET AND ACTUAL (NON-GAAP BUDGETARY BASIS)
 ALL GOVERNMENTAL FUND TYPES
 FOR THE YEAR ENDED DECEMBER 31, 1999*

<i>Debt Service Fund</i>			<i>Capital Projects Fund</i>			<i>Totals (Memorandum Only)</i>		
Revised Budget	Actual	Variance: Favorable (Unfavorable)	Revised Budget	Actual	Variance: Favorable (Unfavorable)	Revised Budget	Actual	Variance: Favorable (Unfavorable)
\$440,000	\$418,595	(\$21,405)	\$970,000	\$1,108,651	\$138,651	\$7,274,000	\$7,450,393	\$176,393
0	55,369	55,369	0	0	0	4,283,833	5,306,363	1,022,530
0	0	0	0	0	0	397,550	484,322	86,772
0	0	0	0	0	0	136,520	143,573	7,053
0	0	0	0	0	0	284,500	354,150	69,650
0	150,666	150,666	0	0	0	0	150,666	150,666
0	0	0	0	0	0	672,500	793,494	120,994
0	0	0	10,000	63,729	53,729	160,720	363,721	203,001
440,000	624,630	184,630	980,000	1,172,380	192,380	13,209,623	15,046,682	1,837,059
0	0	0	0	0	0	6,358,454	6,106,860	251,594
0	0	0	0	0	0	2,692,229	2,209,049	483,180
0	0	0	0	0	0	759,881	629,695	130,186
0	0	0	0	0	0	1,337,548	1,301,314	36,234
0	0	0	3,147,046	1,755,525	1,391,521	3,164,256	2,756,757	407,499
0	0	0	0	0	0	3,147,046	1,755,525	1,391,521
215,983	115,000	100,983	0	0	0	215,983	115,000	100,983
34,017	34,017	0	0	0	0	34,017	34,017	0
250,000	149,017	100,983	3,147,046	1,755,525	1,391,521	17,709,414	14,908,217	2,801,197
190,000	475,613	285,613	(2,167,046)	(583,145)	1,583,901	(4,499,791)	138,465	4,638,256
4,000,000	0	(4,000,000)	0	0	0	4,000,000	0	(4,000,000)
0	0	0	0	150,000	150,000	10,500	164,849	154,349
0	0	0	0	0	0	(13,824)	(268,572)	(254,748)
4,000,000	0	(4,000,000)	0	150,000	150,000	3,996,676	(103,723)	(4,100,399)
4,190,000	475,613	(3,714,387)	(2,167,046)	(433,145)	1,733,901	(503,115)	34,742	537,857
665,446	665,446	0	1,056,652	1,056,652	0	4,823,547	4,823,547	0
0	0	0	122,161	122,161	0	455,089	455,089	0
\$4,855,446	\$1,141,059	(\$3,714,387)	(\$988,233)	\$745,668	\$1,733,901	\$4,775,521	\$5,313,378	\$537,857



THE CITY OF PORTSMOUTH, OHIO
COMBINED STATEMENT OF REVENUES, EXPENSES
AND CHANGES IN RETAINED EARNINGS/FUND BALANCES
ALL PROPRIETARY FUND TYPES AND NONEXPENDABLE TRUST FUNDS
FOR THE YEAR ENDED DECEMBER 31, 1999

	<i>Proprietary</i>		<i>Fiduciary</i>	Totals (Memorandum Only)
	<i>Fund Types</i>		<i>Fund Type</i>	
	Enterprise Funds	Internal Service Funds	Non- Expendable Trust Funds	
<u>Operating Revenues:</u>				
Charges for Service	\$7,903,093	\$440,814	\$16,200	\$8,360,107
Investment Earnings	0	0	5,656	5,656
Other Operating Revenues	4,877	3,154	0	8,031
Total Operating Revenues	<u>7,907,970</u>	<u>443,968</u>	<u>21,856</u>	<u>8,373,794</u>
<u>Operating Expenses:</u>				
Personal Services	3,472,066	173,004	0	3,645,070
Materials and Supplies	445,440	264,517	0	709,957
Contractual Services	2,040,313	39,809	6,575	2,086,697
Depreciation	391,382	0	0	391,382
Total Operating Expenses	<u>6,349,201</u>	<u>477,330</u>	<u>6,575</u>	<u>6,833,106</u>
Operating Income (Loss)	1,558,769	(33,362)	15,281	1,540,688
<u>Non-Operating Revenues (Expenses):</u>				
Investment Earnings	19,179	0	0	19,179
Interest and Fiscal Charges	(184,205)	0	0	(184,205)
Total Non-Operating Revenues (Expenses)	<u>(165,026)</u>	<u>0</u>	<u>0</u>	<u>(165,026)</u>
Net Income (Loss)	1,393,743	(33,362)	15,281	1,375,662
Retained Earnings (Accumulated Deficit)/				
Fund Balance at Beginning of Year	(2,688,212)	249,142	160,735	(2,278,335)
Retained Earnings (Accumulated Deficit)/				
Fund Balance at End of Year	<u>(\$1,294,469)</u>	<u>\$215,780</u>	<u>\$176,016</u>	<u>(\$902,673)</u>

The notes to the general purpose financial statements are an integral part of this statement.

THE CITY OF PORTSMOUTH, OHIO
COMBINED STATEMENT OF CASH FLOWS
ALL PROPRIETARY FUND TYPES AND NONEXPENDABLE TRUST FUNDS
FOR THE YEAR ENDED DECEMBER 31, 1999

	<i>Proprietary</i>		<i>Fiduciary</i>	Totals (Memorandum Only)
	<i>Fund Types</i>		<i>Fund Type</i>	
	Enterprise Funds	Internal Service Funds	Non- Expendable Trust Funds	
<u>Cash Flows from Operating Activities:</u>				
Cash Received from Customers	\$7,527,735	\$443,968	\$13,500	\$7,985,203
Cash Payments for Goods and Services	(2,485,610)	(311,850)	(7,804)	(2,805,264)
Cash Payments to Employees	(3,476,556)	(182,430)	0	(3,658,986)
Customer Deposits Received	77,250	0	0	77,250
Customer Deposits Refunded	(63,577)	0	0	(63,577)
Net Cash Provided (Used) by Operating Activities	<u>1,579,242</u>	<u>(50,312)</u>	<u>5,696</u>	<u>1,534,626</u>
<u>Cash Flows from Capital and Related Financing Activities:</u>				
Acquisition and Construction of Assets	(469,839)	0	0	(469,839)
Principal Paid on General Obligation Bond	(235,000)	0	0	(235,000)
Principal Paid on Ohio Public Works Commission Loan	(6,877)	0	0	(6,877)
Principal Paid on Ohio Water Development Authority Loans	(217,121)	0	0	(217,121)
Interest Paid on All Debt	(292,029)	0	0	(292,029)
Net Cash Used for Capital and Related Financing Activities	<u>(1,220,866)</u>	<u>0</u>	<u>0</u>	<u>(1,220,866)</u>
<u>Cash Flows from Investing Activities:</u>				
Receipt of Interest	25,579	0	4,186	29,765
Purchase of Investment	(2,769,185)	(188,828)	(122,936)	(3,080,949)
Net Cash Used for Investing Activities	<u>(2,743,606)</u>	<u>(188,828)</u>	<u>(118,750)</u>	<u>(3,051,184)</u>
Net Decrease in Cash and Cash Equivalents	(2,385,230)	(239,140)	(113,054)	(2,737,424)
Cash and Cash Equivalents at Beginning of Year	2,705,491	260,979	160,495	3,126,965
Cash and Cash Equivalents at End of Year	<u>\$320,261</u>	<u>\$21,839</u>	<u>\$47,441</u>	<u>\$389,541</u>
<u>Reconciliation of Cash and Cash Equivalent per the Balance Sheet:</u>				
Cash and Cash Equivalents	\$301,597	\$21,839	\$27,874	\$351,310
Restricted Cash and Cash Equivalents	18,664	0	389,162	407,826
Less: Cash and Cash Equivalent in Expendable Trust Funds	0	0	(27,874)	(27,874)
Less: Cash and Cash Equivalent in Agency Funds	0	0	(341,721)	(341,721)
Cash and Cash Equivalents at End of Year	<u>\$320,261</u>	<u>\$21,839</u>	<u>\$47,441</u>	<u>\$389,541</u>

(Continued)

*THE CITY OF PORTSMOUTH, OHIO
COMBINED STATEMENT OF CASH FLOWS
ALL PROPRIETARY FUND TYPES AND NONEXPENDABLE TRUST FUNDS
FOR THE YEAR ENDED DECEMBER 31, 1999*

	<i>Proprietary Fund Types</i>		<i>Fiduciary Fund Type</i>	Totals (Memorandum Only)
	Enterprise Funds	Internal Service Funds	Non- Expendable Trust Funds	
<u>Reconciliation of Operating Income (Loss) to Net Cash</u>				
<u>Provided (Used) by Operating Activities:</u>				
Operating Income (Loss)	\$1,558,769	(\$33,362)	\$15,281	\$1,540,688
Adjustments to Reconcile Operating Income (Loss) to Net Cash Provided (Used) by Operating Activities:				
Depreciation Expense	391,382	0	0	391,382
Investment Earnings	0	0	(5,656)	(5,656)
Changes in Assets and Liabilities:				
Increase in Accounts Receivable	(380,235)	0	0	(380,235)
Increase in Due from Other Funds	0	0	(3,929)	(3,929)
(Increase) Decrease in Inventory	(15,518)	1,261	0	(14,257)
Increase in Prepaid Items	(17,500)	(628)	0	(18,128)
Increase (Decrease) in Accounts Payable	32,701	(8,157)	0	24,544
Decrease in Accrued Wages and Benefits	(6,491)	(9,426)	0	(15,917)
Increase in Intergovernmental Payable	460	0	0	460
Increase in Customer Deposits	13,673	0	0	13,673
Increase in Compensated Absences	2,001	0	0	2,001
Total Adjustments	20,473	(16,950)	(9,585)	(6,062)
Net Cash Provided (Used) by Operating Activities	\$1,579,242	(\$50,312)	\$5,696	\$1,534,626

Schedule of Noncash Investing, Capital and Financing Activities:

As of December 31, 1999, the Water and Sewer Funds had liabilities of \$5,259 and \$9,240, respectively for certain capital assets.

The notes to the general purpose financial statements are an integral part of this statement.

THE CITY OF PORTSMOUTH, OHIO
NOTES TO THE GENERAL PURPOSE FINANCIAL STATEMENTS
DECEMBER 31, 1999

NOTE 1 - SUMMARY OF SIGNIFICANT ACCOUNTING POLICIES

The City of Portsmouth, Ohio (the "City") is a home-rule municipal corporation created under the laws of the State of Ohio. The City operates under its own Charter. The current Charter, which provides for a Council-Mayor form of government, was adopted in 1928 and has been amended several times.

The accompanying general purpose financial statements of the City present the financial position of the various fund types and account groups, the results of operations of the various fund types, and the cash flows of the proprietary funds. The financial statements are presented as of December 31, 1999 and for the year then ended and have been prepared in conformity with generally accepted accounting principles (GAAP) applicable to local governments. The Governmental Accounting Standards Board (the "GASB") is the standard-setting body for establishing governmental accounting and financial reporting principles, which are primarily set forth in the GASB's Codification of Governmental Accounting and Financial Reporting Standards (GASB Codification).

A. Reporting Entity

The accompanying general purpose financial statements comply with the provisions of the GASB Statement No. 14, "*The Financial Reporting Entity*," in that the financial statements include all organizations, activities, functions and component units for which the City (the primary government) is financially accountable. Financial accountability is defined as the appointment of a voting majority of a legally separate organization's governing body and either (1) the City's ability to impose its will over the organization, or (2) the potential that the organization will provide a financial benefit to or impose a financial burden on the City.

Based on the foregoing, the City's financial reporting entity has no component units but includes all funds, account groups, agencies, boards and commissions that are part of the primary government, which includes the following services: police and fire protection, parks and recreation, planning, zoning, street maintenance and general administrative services. In addition, the City owns and operates a water treatment and distribution system, a wastewater treatment and collection system and a refuse collection service, each of which is reported as an enterprise fund.

B. Basis of Presentation - Fund Accounting

The accounting policies and financial reporting practices of the City conform to generally accepted accounting principles as applicable to governmental units. The following is a summary of its significant accounting policies:

NOTE 1 - SUMMARY OF SIGNIFICANT ACCOUNTING POLICIES (Continued)

B. Basis of Presentation - Fund Accounting (Continued)

The accounting system is organized and operated on the basis of funds and account groups in conformity with generally accepted accounting principles as applicable to governmental units, each of which is considered a separate accounting entity. The operations of each fund are accounted for with a separate set of self-balancing accounts that comprise its assets, liabilities, fund equity, revenues and expenditures/expenses. The various funds are summarized by type in the general purpose financial statements. The following fund types and account groups are used by the City:

Governmental Funds - Governmental funds are those funds through which most governmental functions are typically financed. The acquisition, use and balances of the City's expendable financial resources and the related current liabilities (except those accounted for in the proprietary funds) are accounted for through governmental funds. The measurement focus is upon determination of "financial flow" (sources, uses and balances of financial resources). The following are the City's governmental fund types:

General Fund - This fund is used to account for all financial resources except those accounted for in another fund. The general fund balance is available to the City for any purpose provided it is expended or transferred according to the general laws of Ohio and the limitations of the City Charter.

Special Revenue Funds - These funds are used to account for the proceeds of specific revenue sources (other than expendable trusts or major capital projects) that are legally restricted to expenditure for specified purposes.

Debt Service Fund - This fund is used for the accumulation of resources for and payment of general and special assessment long-term debt principal and interest.

Capital Projects Fund - This fund is used to account for financial resources to be used for the acquisition or construction of major capital facilities (other than those resources financed by the proprietary funds).

Proprietary Funds - The proprietary funds are accounted for on an "economic resources" measurement focus. This measurement focus provides that all assets and liabilities associated with the operation of the proprietary funds are included on the balance sheet. Fund equity (i.e., net assets) are segregated into contributed capital and retained earnings components. The proprietary fund operating statements present increases (i.e., revenues) and decreases (i.e., expenses) in net total assets.

Enterprise Funds - These funds are used to account for operations that are financed and operated in a manner similar to private business enterprises, where the intent of the governing body is that the costs (expenses, including depreciation) of providing goods or services to the general public on a continuing basis be financed or recovered primarily through user charges.

NOTE 1 - SUMMARY OF SIGNIFICANT ACCOUNTING POLICIES (Continued)

B. Basis of Presentation - Fund Accounting (Continued)

Internal Service Funds - These funds are used to account for the financing of goods or services by one department or agency to other departments or agencies of the governmental unit, or to other governmental units, on a cost reimbursement basis.

Fiduciary Funds

Trust and Agency Funds - These funds are used to account for assets held by a government unit in a trustee capacity or as an agent for individuals, private organizations, other governmental units and/or other funds. The City maintains expendable trust funds, nonexpendable trust funds and agency funds. The expendable trust funds are accounted for and reported similarly to a governmental fund. Nonexpendable trust funds are accounted for and reported similarly to proprietary funds. Agency funds are custodial in nature (assets equal liabilities) and do not involve measurement of results of operations.

Account Groups - To make a clear distinction between fixed assets related to specific funds and those of general government and between long-term liabilities related to specific funds and those of a general nature, the following account groups are used:

General Fixed Assets Account Group - This account group is established to account for fixed assets of the City other than those accounted for in the proprietary funds.

General Long-Term Obligations Account Group - This account group is established to account for all long-term debt and other long-term liabilities of the City except those accounted for in the proprietary funds.

C. Basis of Accounting

Basis of accounting represents the methodology utilized in the recognition of revenues and expenditures or expenses in the accounts and reported in the financial statements and relates to the timing of the measurements made. The accounting and reporting treatment applied to a fund is determined by its measurement focus.

The modified accrual basis of accounting is followed by the governmental funds and expendable trust and agency funds. Under the modified accrual basis of accounting, revenues are recorded when susceptible to accrual, i.e., both measurable and available. The term "available" means collectible within the current period or soon enough thereafter to be used to pay liabilities of the current period, which for the City is 60 days after year end. Expenditures are recognized in the accounting period in which the fund liability is incurred, if measurable, except for unmatured interest on general long-term debt which is recognized when due.

Revenue considered susceptible to accrual at year end includes income taxes withheld by employers, interest on investments, other local taxes (including hotel and motel tax and estate taxes) and certain charges for services. Other revenue, including licenses, permits, certain charges for services, income taxes other than those withheld by employers and miscellaneous revenues are recorded as revenue when received in cash because generally these revenues are not measurable until received.

NOTE 1 - SUMMARY OF SIGNIFICANT ACCOUNTING POLICIES (Continued)

C. Basis of Accounting (Continued)

Special assessment installments and related accrued interest, which are measurable but not available at December 31, are recorded as deferred revenues. Property taxes measurable as of December 31, 1999 but not received within the available period are not recorded as deferred revenue as these resources are not intended to pay liabilities of the current period. Delinquent property taxes, whose availability is indeterminate, are recorded as deferred revenue as further described in Note 4.

The accrual basis of accounting is utilized for reporting purposes by the proprietary funds and the nonexpendable trust funds. Revenues are recognized when they are earned and expenses are recognized when they are incurred.

Pursuant to GASB Statement No. 20, *"Accounting and Financial Reporting for Proprietary Funds and Other Governmental Entities that Use Proprietary Fund Accounting,"* the City follows GASB guidance as applicable to proprietary funds and FASB Statements and Interpretations, Accounting Principles Board Opinions and Accounting Research Bulletins issued on or before November 30, 1989 that do not conflict with or contradict GASB pronouncements.

D. Budgetary Process

The annual budgetary process is prescribed by Charter and by provisions of the Ohio Revised Code and entails the preparation of budgetary documents within an established timetable. The major documents prepared are the tax budget, the certificate of estimated resources and the appropriation ordinance, all of which are prepared on the budgetary basis of accounting. The certificate of estimated resources and the appropriation ordinance are subject to amendment throughout the year.

All funds other than agency funds are legally required to be budgeted and appropriated; however, only governmental funds are required to be reported. The legal level of budgetary control is by fund at the major object level (i.e. personal services, materials and supplies, contractual services) by department for most funds. However, the legal level of budgetary control for some of the special revenue funds is at the fund level. Budgetary control is maintained by not permitting expenditures to exceed appropriations at the object level within each fund without the approval of City Council. Administrative control is maintained through the establishment of more detailed line-item budgets. Budgetary modifications above the object level by fund may only be made by ordinance of the City Council.

I. Tax Budget

The Mayor submits an annual tax budget for the following fiscal year to City Council for consideration and passage by July 15. The adopted budget is submitted to the County Auditor, as Secretary of the County Budget Commission, by July 20 of each year for the period January 1 to December 31 of the following year.

NOTE 1 - SUMMARY OF SIGNIFICANT ACCOUNTING POLICIES (Continued)

D. Budgetary Process (Continued)2. Estimated Resources

The County Budget Commission reviews estimated revenue and determines if the budget substantiates a need to levy all or part of previously authorized taxes. The Budget Commission then certifies its actions to the City by September 1 of each year. As part of the certification process, the City receives an official certificate of estimated resources stating the projected receipts by fund. Prior to December 31, the City must revise its budget so that the total contemplated expenditures from any fund during the ensuing fiscal year do not exceed the amount available as stated in the certificate of estimated resources. The revised budget then serves as the basis for the annual appropriations measure.

On or about January 1, the certificate of estimated resources is amended to include any unencumbered fund balances from the preceding year. The certificate may be further amended during the year if a new source of revenue is identified or actual receipts exceed current estimates. The amounts reported on the budgetary statement reflect the amounts in the final amended official certificate of estimated resources issued during 1999.

3. Appropriations

A temporary appropriation ordinance to control expenditures may be passed on or about January 1 of each year for the period January 1 through February 28. An annual appropriation ordinance must be passed by March 1 of each year for the period January 1 through December 31. The appropriation ordinance establishes spending controls at the fund and department level. The appropriation ordinance may be amended during the year as additional information becomes available provided that total fund appropriations do not exceed the current estimated resources as certified. The allocation of appropriations among departments within a fund may be modified during the year by an ordinance of City Council. During 1999, several supplemental appropriations were necessary to budget for intergovernmental grant proceeds. Administrative control is maintained through the establishment of more detailed line-item budgets. The budgetary figures which appear in the "Combined Statement of Revenues, Expenditures, and Changes in Fund Balances--Budget and Actual--All Governmental Fund Types" are provided on the budgetary basis to provide a comparison of actual results to the final budget, including all amendments and modifications.

4. Encumbrances

As part of formal budgetary control, purchase orders, contracts and other commitments for expenditures are encumbered and recorded as the equivalent of expenditures (budget basis) in order to reserve that portion of the applicable appropriation and to determine and maintain legal compliance. However, on the GAAP basis of accounting, encumbrances do not constitute expenditures or liabilities and are reported as reservations of fund balances for governmental funds in the accompanying general purpose financial statements.

NOTE 1 - SUMMARY OF SIGNIFICANT ACCOUNTING POLICIES (Continued)

D. Budgetary Process (Continued)5. Lapsing of Appropriations

At the close of each fiscal year, the unencumbered balance of each appropriation reverts to the respective fund from which it was appropriated and becomes subject to future appropriations. The encumbered appropriation balance is carried forward to the subsequent fiscal year and need not be reappropriated.

6. Budgetary Basis of Accounting

The City's budgetary process accounts for certain transactions on a basis other than generally accepted accounting principles (GAAP). The major differences between the budgetary basis and the GAAP basis lie in the manner in which revenues and expenditures are recorded. Under the budgetary basis, revenues and expenditures are recognized on a cash basis. Utilizing the cash basis, revenues are recorded when received in cash and expenditures when paid. Under the GAAP basis, revenues and expenditures are recorded on the modified accrual basis of accounting.

The following table summarizes the adjustments necessary to reconcile the GAAP basis statements to the budgetary cash basis statements for the governmental funds:

	Excess (Deficiency) of Revenues and Other Financing Sources Over (Under) Expenditures and Other Financing Uses			
	General Fund	Special Revenue Funds	Debt Service Fund	Capital Project Fund
GAAP Basis (as reported)	(\$10,911)	\$223,177	\$488,988	(\$319,716)
Increase (Decrease):				
Accrued Revenues at December 31, 1999 received during 2000	(1,317,122)	(116,299)	(17,458)	(228,260)
Accrued Revenues at December 31, 1998 received during 1999	1,115,142	55,956	4,083	215,568
Accrued Expenditures at December 31, 1999 paid during 2000	631,986	183,677	0	19,727
Accrued Expenditures at December 31, 1998 paid during 1999	(417,482)	(225,682)	0	(7,435)
1998 Prepays for 1999	4,705	120	0	0
1999 Prepays for 2000	(32,114)	(8,939)	0	0
Outstanding Encumbrances	(52,113)	(41,827)	0	(113,029)
Budget Basis	(\$77,909)	\$70,183	\$475,613	(\$433,145)

NOTE 1 - SUMMARY OF SIGNIFICANT ACCOUNTING POLICIES (Continued)

E. Cash and Cash Equivalents

Cash and cash equivalents include amounts in demand deposits and certificates of deposit with original maturity dates of three months or less. The City pools its cash, except for cash and investments in certain fiduciary funds and monies held for construction in enterprise funds, for maximum investing efficiency. Each fund's equity in pooled cash and investments represents the balance on hand as if each fund maintained its own cash and investment account. For purposes of the statement of cash flows, the share of equity in the pooled cash and investments of the proprietary funds is considered to be cash equivalents. See Note 3, "Cash, Cash Equivalents and Investments."

F. Investments

Investment procedures and interest allocations are restricted by provisions of the Ohio Constitution and the Ohio Revised Code. In accordance with GASB Statement No. 31, "Accounting and Financial Reporting for Certain Investments and for External Investment Pools", the City reports its investments at fair value. Nonparticipating investment contracts (certificates of deposit and repurchase agreements) are reported at cost which approximates fair value. All investment income, including changes in the fair value of investments, are recognized as revenue in the operating statements. Fair value is determined by quoted market prices.

G. Inventory

Inventory is stated at cost (first-in, first-out) in the governmental funds and at the lower of cost or market in the proprietary funds. The costs of inventory items are recorded as expenditures in the governmental and expendable trust funds when purchased and as expenses in the proprietary and non-expendable trust funds when used.

H. Fixed Assets and Depreciation

The accounting and reporting treatment applied to fixed assets is determined by their ultimate use:

1. Property, Plant and Equipment-General Governmental Purposes

Fixed assets acquired or constructed for general governmental purposes are recorded as expenditures in the governmental funds and are capitalized at cost (or estimated historical cost for assets not purchased in recent years) in the General Fixed Assets Account Group. Contributed fixed assets are recorded at fair market value at the date received.

Fixed assets consisting of certain improvements other than buildings, including roads, bridges, curbs and gutters, streets and sidewalks, drainage systems and lighting systems have not been capitalized. Such assets normally are immovable and of value only to the City; therefore, the purpose of stewardship for capital expenditures can be satisfied without recording these assets. The City has elected not to record depreciation in the General Fixed Assets Account Group.

NOTE 1 - SUMMARY OF SIGNIFICANT ACCOUNTING POLICIES (Continued)

H. Fixed Assets and Depreciation (Continued)

1. Property, Plant and Equipment-General Governmental Purposes (Continued)

General fixed assets were initially determined at December 31, 1990 by identifying historical costs when such information was available. In cases where information supporting original cost was not obtainable, estimated historical costs were developed. For certain fixed assets, the estimates were arrived at by indexing estimated current costs back to the estimated year of acquisition.

2. Property, Plant and Equipment - Proprietary Funds

Property, plant and equipment acquired by the proprietary funds are stated at appraised historical cost. Contributed fixed assets are recorded at fair market value at the date received.

Depreciation has been provided using the straight-line method over the following estimated useful lives:

Description	Estimated Lives (Years)
Buildings	25 - 60
Improvements other than Buildings	20 - 50
Machinery, Equipment, Furniture and Fixtures	3 - 25

I. Long-Term Obligations

Long-term liabilities are being repaid from the following funds:

Obligation	Fund
General Obligation Bond Payable	Water Fund
Special Assessments Bond Payable	Bond Retirement Fund
Ohio Water Development Authority Loan Payable	Sewer Fund
Ohio Public Works Commission Loan Payable	Sanitation Fund
Compensated Absences	General Fund Water Fund Sewer Fund
Accrued Pension Liability	General Fund

J. Compensated Absences

All full-time City employees earn vacation at a rate of 1.25 days per calendar month of active service. An employee's vacation must be used during the period in which it is earned unless the Department Head allows the balance to be carried over to the following year. Upon separation from the City, the employee (or his estate) shall receive 100% of all vacation, sick leave and compensatory time earned prior to July 1, 1981. After that date they will receive 100% of vacation and compensatory time and one-third of all sick time.

NOTE 1 - SUMMARY OF SIGNIFICANT ACCOUNTING POLICIES (Continued)

J. Compensated Absences (Continued)

In accordance with GASB Statement No. 16, "Accounting for Compensated Absences," vacation and compensatory time are accrued as liabilities when an employee's right to receive compensation is attributable to services already rendered and it is probable that the employee will be compensated through paid time off or some other means, such as cash payments at termination or retirement. Leave time that has been earned, but is unavailable for use as paid time off or as some other form of compensation because an employee has not met the minimum service time requirement, is accrued to the extent that it is considered to be probable that the conditions for compensation will be met in the future.

Sick leave is accrued using the vesting method, whereby the liability is recorded on the basis of leave accumulated by employees who are eligible to receive termination payments as of the balance sheet date, and on leave balances accumulated by other employees who are expected to become eligible in the future to receive such payments.

For governmental funds, that portion of unpaid compensated absences that is expected to be paid using expendable, available resources is reported as an expenditure in the fund from which the individual earning the leave is paid, and a corresponding liability is reflected in the account "Compensated Absences Payable." The long-term portion of the liability is reported in the General Long-Term Obligations Account Group.

K. Pensions

The provision for pension costs is recorded when the related payroll is accrued and the obligation is incurred.

L. Interfund Transactions

During the course of normal operations, the City has numerous transactions between funds. Interfund transactions are generally classified as follows:

- Operating transfers are reported as "Other Financing Sources and Uses" in the governmental funds, as "Operating transfers in" by the recipient fund and as "Operating transfers out" by the disbursing fund.
- Residual Equity Transfers are non-routine or non-recurring transfers between funds and are reported as additions to or deductions from the fund equity balance. The City did not perform any residual equity transfers in 1999.

Transactions that would be treated as revenues and expenditures if the transactions involved organizations external to the City are similarly treated when involving other funds of the City. The City also advances cash from one fund to another as necessary to meet current obligations.

NOTE 1 - SUMMARY OF SIGNIFICANT ACCOUNTING POLICIES (Continued)

M. Reservations of Fund Balance

Reserves indicate that a portion of fund balance is not available for expenditure or is legally segregated for a specific future use. Fund balances are reserved for inventories of supplies, prepaid items, debt service, endowments, and encumbered amounts that have not been accrued at year end.

N. Designations of Fund Balance

The designation of fund balance in the general fund is not legally required, but is segregated by the City for the payment of employees' compensated absences upon their retirement or termination.

O. Total Columns on Combined Financial Statements - Overview

Total columns on the Combined Financial Statements - Overview are captioned "Memorandum Only" to indicate that they are presented only to facilitate financial analysis. Data in these columns does not present financial position, results of operations or cash flows in conformity with generally accepted accounting principles, nor is such data comparable to a consolidation. Interfund eliminations have not been made in the aggregation of this data.

NOTE 2 - COMPLIANCE AND ACCOUNTABILITY

A. Fund Deficit

The fund deficit at December 31, 1999 of \$819 in the COPS Fast Grant Fund (special revenue fund) arises from the recognition of expenditures on a modified accrual basis of accounting which are greater than expenditures on the budgetary basis of accounting. A deficit does not exist under the budgetary basis of accounting. The accumulated deficit of \$3,261,554 in the Sewer Fund (enterprise fund) is created by the recognition of contributed capital on an accrual basis which is not recognized on a cash basis. A deficit does not exist under the cash basis of accounting. Operating transfers are provided when cash is required, not when accruals occur.

NOTE 2 - COMPLIANCE AND ACCOUNTABILITY (Continued)

B. Excess Expenditures over Appropriations

For the year ended December 31, 1999, expenditures exceeded appropriations at the object level (i.e. the legal level of budgetary control) as follows:

Fund	Excess	Fund	Excess
General Fund:		Special Revenue Funds:	
Fire:		State Grant Health Fund:	
Contractual Services	\$8,621	State Grant-AIDS Grant:	
Materials and Supplies	13,221	Personal Services	7,597
Administration:		State Grant-Lead Poisoning:	
Contractual Services	645	Personal Services	2,194
Traffic Lights:		State Grant-Women's Health Month:	
Personal Services	28,170	Personal Services	17
Executive:		State Grant-Immunization:	
Personal Services	865	Personal Services	3,667
Contractual Services	449		
Finance:			
Personal Services	570		
Contractual Services	601		
Public Service:			
Personal Services	18,389		
Operating Transfers Out	254,748		

The excess expenditures were funded from available fund balances.

C. Estimated Resources Exceeded by Appropriations

For the year ended December 31, 1999, the City Council adopted appropriations which exceeded the estimated resources as certified by the Scioto County Budget Commission.

D. Amended Certificates of Estimated Resources

The City did not obtain additional amended certificates of estimated resources as needed.

NOTE 3 - CASH, CASH EQUIVALENTS, AND INVESTMENTS

Statutes require the classification of funds held by the City into three categories:

Category 1 consists of "active" funds - those funds required to be kept in "cash" or "near cash" status for immediate use by the City. Such funds must be maintained either as cash in the City Treasury or in depository accounts payable or withdrawable on demand, including negotiable order of withdrawal (NOW) accounts.

Category 2 consists of "inactive" funds - those funds not required for use within the current two year period of designation of depositories. Inactive funds may be deposited or invested only as certificates of deposit maturing no later than the end of the current period of designation of depositories.

Category 3 consists of "interim" funds - those funds not needed for immediate use but needed before the end of the current period of designation of depositories. Interim funds may be invested or deposited in the following securities:

- United States treasury notes, bills, bonds, or any other obligation or security issued by the United States treasury or any other obligation guaranteed as to principal or interest by the United States;
- Bonds, notes, debentures, or any other obligations or securities issued by any federal government agency or instrumentality, including but not limited to, the federal national mortgage association, federal home loan bank, federal farm credit bank, federal home loan mortgage corporation, government national mortgage association, and student loan marketing association. All federal agency securities shall be direct issuances of federal government agencies or instrumentalities;
- Written repurchase agreements in the securities listed above provided that the market value of the securities subject to the repurchase agreement must exceed the principal value of the agreement by at least two percent and be marked to market daily, and that the term of the agreement must not exceed thirty days;
- Interim deposits in eligible institutions applying for interim funds;
- Bonds and other obligations of the State of Ohio;
- No-load money market mutual funds consisting exclusively of obligations described in the first two bullets of this section and repurchase agreements secured by such obligations, provided that investments in securities described in this division are made only through eligible institutions, and
- The State Treasury Asset Reserve of Ohio (STAR Ohio).

NOTE 3 - CASH, CASH EQUIVALENTS, AND INVESTMENTS (Continued)

Ohio Law requires that deposits be placed in eligible banks or savings and loan associations located in Ohio. Any public depository in which the City places deposits must pledge as collateral eligible securities of aggregate market value equal to the excess of deposits not insured by the Federal Deposit Insurance Corporation (FDIC). The securities pledged as collateral are pledged to a pool for each individual financial institution in amounts equal to at least 110% of the carrying value of all public deposits held by each institution. Obligations that may be pledged as collateral are limited to obligations of the United States and its agencies and obligations of any state, county, municipal corporation or other legally constituted authority of any other state, or any instrumentality of such county, municipal corporation or other authority. Based upon criteria described in GASB Statement No. 3, "Deposits With Financial Institutions, Investments (including Repurchase Agreements) and Reverse Repurchase Agreements," collateral held in single financial institution collateral pools with securities being held by the pledging financial institutions' agent in the pool's name are classified as Category 3.

The GASB has established risk categories for deposits and investments as follows:

Deposits:

- Category 1 Insured or collateralized with securities held by the City or by its agent in the City's name.
- Category 2 Collateralized with securities held by the pledging financial institution's trust department or agent in the City's name.
- Category 3 Uncollateralized. (This includes any bank balance that is collateralized with securities held by the pledging financial institution or by its trust department or agent but not in the City's name.)

Investments:

- Category 1 Insured or registered, with securities held by the City or its agent in the City's name.
- Category 2 Uninsured and unregistered, with securities held by the counterparty's trust department or agent in the City's name.
- Category 3 Uninsured and unregistered, with securities held by the counterparty or by its trust department or agent but not in the City's name.

A. Deposits

At year end the carrying amount of the City's deposits was \$8,831,497 and the bank balance was \$9,300,655. Federal depository insurance covered \$300,000 of the bank balance. All remaining deposits were classified as Category 3.

Investment earnings of \$227,912 earned by other funds was credited to the General Fund as required by state statute.

NOTE 3 - CASH, CASH EQUIVALENTS, AND INVESTMENTS (Continued)

B. Investments

The City's investments at December 31, 1999 were as follows:

<u>Categorized Investments</u>	<u>Category 2</u>	<u>Fair Value</u>
Repurchase Agreement	\$1,019,292	\$1,019,292

C. Reconciliation of Cash, Cash Equivalents and Investments

The classification of cash, cash equivalents and investments on the combined financial statements is based on criteria set forth in GASB Statement No. 9. Investments with an original maturity of three months or less are treated as cash and cash equivalents. The classification of cash and cash equivalents (deposits) for purposes of this note is based on criteria set forth in GASB Statement No. 3.

A reconciliation between classifications of cash and investments on the combined financial statements and the classifications per items A and B of this note are as follows:

	<u>Cash and Cash Equivalents</u>	<u>Investments</u>
Per Combined Balance Sheet	\$1,723,789	\$8,127,000
Certificates of Deposit (with maturities of more than 3 months)	8,127,000	(8,127,000)
Investments:		
Repurchase Agreement	(1,019,292)	1,019,292
Per GASB Statement No. 3	<u>\$8,831,497</u>	<u>\$1,019,292</u>

NOTE 4 - TAXES

A. Property Taxes

Property taxes include amounts levied against all real estate and public utility property, and tangible personal property used in business and located in the City. Real property taxes (other than public utility) collected during 1999 were levied after October 1, 1998 on assessed values as of January 1, 1998, the lien date. Assessed values are established by the County Auditor at 35 percent of appraised market value. All property is required to be reappraised every six years and equalization adjustments made in the third year following reappraisal. The last revaluation was completed in 1998. Real property taxes are payable annually or semi-annually. The first payment is due January 20; the remainder payable by June 20.

NOTE 4 - TAXES (Continued)

A. Property Taxes (Continued)

Taxes collected from tangible personal property (other than public utility) in one calendar year are levied in the prior calendar year on assessed values during and at the close of the most recent fiscal year of the taxpayer that ended on or before March 31 of that calendar year, and at the tax rates determined in the preceding year.

Tangible personal property used in business (except for public utilities) is currently assessed for ad valorem taxation purposes at 25 percent of its true value. Amounts paid by multi-county taxpayers are due September 20 of the year assessed. Single county taxpayers may pay annually or semi-annually: the first payment is due April 30; the remainder payable by September 20.

Public utility real and tangible personal property taxes collected in one calendar year are levied in the preceding calendar year on assessed values determined as of December 31 of the second year preceding the tax collection year, the lien date. Certain public utility tangible personal property is currently assessed at 100 percent of its true value. Public utility property taxes are payable on the same dates as real property described previously.

The County Treasurer collects property taxes on behalf of all taxing districts in the County including the City of Portsmouth. The County Auditor periodically remits to the City its portion of the taxes collected.

The full tax rate for all City operations for the year ended December 31, 1999 was \$12.25 per \$1,000 of assessed value. The assessed value upon which the 1999 tax collections were based was \$192,964,330. This amount constituted \$149,596,150 in real property assessed value, \$20,887,470 in public utility assessed value and \$22,480,710 in tangible personal property assessed value.

Ohio law prohibits taxation of property from all taxing authorities in excess of 1% of assessed value without a vote of the people. Under current procedures, the City's share is 1.225% (12.25 mills) of assessed value.

B. Income Tax

The City levies a tax of 1.4% on all salaries, wages, commissions and other compensation and on net profits earned within the City as well as on incomes of residents earned outside the City. In the latter case, the City allows a credit of 100% of the tax paid to another municipality to a maximum of the total amount assessed.

Employers within the City are required to withhold income tax on employee compensation and remit the tax to the City either monthly or quarterly, as required. Corporations and other individual taxpayers are required to pay their estimated tax quarterly and file a declaration annually.

NOTE 5 - RECEIVABLES

Receivables at December 31, 1999 consisted of taxes, interest, accounts receivable, loans and special assessments.

NOTE 6 - INTERFUND RECEIVABLES AND PAYABLES

Individual interfund receivables and payables balances at December 31, 1999 are as follows:

	Due From Other Funds	Due To Other Funds
General Fund	\$74,879	\$3,929
Special Revenue Funds:		
Municipal Court Special Project Fund	5,756	0
Municipal Court Probation Services Fund	6,534	0
Municipal Court Programs Fund	9,008	0
Municipal Court Computer Fund	7,547	0
Indigent Drivers Fund	2,501	0
Enforcement & Education Fund	1,116	0
Mandatory Fines	885	0
Total Special Revenue Funds	<u>33,347</u>	<u>0</u>
Nonexpendable Trust Funds:		
Cemetery Trust Fund	2,700	0
Mausoleum Trust Fund	1,229	0
Total Nonexpendable Trust Funds	<u>3,929</u>	<u>0</u>
Agency Funds:		
Law Library Fund	9,274	0
Municipal Court Fund	0	117,500
Total Agency Funds	<u>9,274</u>	<u>117,500</u>
Totals	<u>\$121,429</u>	<u>\$121,429</u>

NOTE 7 - OPERATING TRANSFERS

Following is a summary of operating transfers in and out for all funds for 1999:

Fund	Transfer In	Transfer Out
General Fund	\$1,025	\$263,248
Special Revenue Funds:		
Local Law Block Grant Fund	5,324	0
Enforcement and Education Fund	0	5,324
Environmental State Grants Fund	8,500	0
Total Special Revenue Funds	13,824	5,324
Capital Projects Fund:		
Capital Projects Fund	150,000	0
Expendable Trust Fund:		
Council Trust for Recreation	104,748	1,025
Totals	\$269,597	\$269,597

NOTE 8 - FIXED ASSETS**A. General Fixed Assets**

Summary by category of changes in general fixed assets:

Category	December 31, 1998	Additions	Deletions	December 31, 1999
Land	\$548,285	\$28,690	\$0	\$576,975
Buildings and Improvements	1,927,178	350,000	0	2,277,178
Land Improvements	552,148	284,085	0	836,233
Machinery and Equipment	6,796,196	697,071	(35,125)	7,458,142
Construction in Progress	313,876	94,256	0	408,132
Totals	\$10,137,683	\$1,454,102	(\$35,125)	\$11,556,660

Schedule of General Fixed Assets at December 31, 1999:

General Fixed Assets		Investment in General Fixed Assets	
		General Fund	\$185,749
		Special Revenue Funds	884,846
Land	\$576,975	Capital Projects Funds	10,181,135
Buildings and Improvements	2,277,178	Expendable Trust Funds	166,305
Land Improvements	836,233	Proprietary Funds	44,157
Machinery and Equipment	7,458,142	Internal Service Funds	4,814
Construction in Progress	408,132	Grants	81,654
Total	\$11,556,660	Donated	8,000
		Total	\$11,556,660

NOTE 8 - FIXED ASSETS (Continued)

B. Proprietary Fixed Assets

Summary by Category at December 31, 1999:

Category	Historical Cost	Accumulated Depreciation	Book Value
Land	\$46,091	\$0	\$46,091
Buildings	853,320	(234,229)	619,091
Improvements Other than Buildings	17,968,883	(13,005,435)	4,963,448
Machinery and Equipment	2,388,681	(1,692,872)	695,809
Construction In Progress	322,356	0	322,356
Property, Plant and Equipment	<u>\$21,579,331</u>	<u>(\$14,932,536)</u>	<u>\$6,646,795</u>

NOTE 9 - DEFINED BENEFIT PENSION PLANS

All of the City's full-time employees participate in one of two separate retirement systems which are cost-sharing multiple employer defined benefit pension plans.

A. Public Employees Retirement System (the "PERS of Ohio")

The following information was provided by the PERS of Ohio to assist the City in complying with GASB Statement No. 27, "Accounting for Pensions by State and Local Government Employers."

All employees of the City, except full-time uniformed police officers and full-time firefighters, participate in the PERS of Ohio, a cost-sharing multiple employer defined benefit pension plan. The PERS of Ohio provides retirement and disability benefits, annual cost-of-living adjustments and death benefits to plan members and beneficiaries. Chapter 145 of the Ohio Revised Code provides statutory authority to establish and amend benefits. The Public Employees Retirement System of Ohio issues a stand-alone financial report that includes financial statements and required supplementary information for the PERS of Ohio. Interested parties may obtain a copy by making a written request to 277 East Town Street, Columbus, Ohio 43215-4642 or by calling (614) 466-2085 or 1-800-222-7377.

The Ohio Revised Code provides statutory authority for employee and employer contributions. The employee contribution rate is 8.5%. The 1999 employer contribution rate for local government employer units was 13.55%, of covered payroll, 9.35% to fund the pension and 4.2% to fund health care. The contribution requirements of plan members and the City are established and may be amended by the Public Employees Retirement Board. The City's contributions to the PERS of Ohio for the years ending December 31, 1999, 1998 and 1997 were \$753,495, \$717,701 and \$705,990, respectively, which were equal to the required contributions for each year.

NOTE 9 – DEFINED BENEFIT PENSION PLANS (Continued)

A. Public Employees Retirement System (the “PERS of Ohio”) (Continued)

The PERS of Ohio provides postemployment health care benefits to age and service retirants with ten or more years of qualifying Ohio service credit and to primary survivor recipients of such retirants. Health care coverage for disability recipients is also available. The health care coverage provided by the retirement system is considered an Other Postemployment Benefit (OPEB) as described in GASB Statement No. 12. A portion of each employer's contribution to the PERS of Ohio is set aside for the funding of post retirement health care. The Ohio Revised Code provides statutory authority requiring public employers to fund postemployment health care through their contributions to the PERS of Ohio. The portion of the 1999 employer contribution rate (identified above) that was used to fund health care for the year 1999 was 4.2% of covered payroll which amounted to \$233,556.

Other Postemployment Benefits (OPEB) are financed through employer contributions and investment earnings thereon. Funding and accounting were on a pay-as-you-go basis. The contributions allocated to retiree health care, along with investment income on allocated assets and periodic adjustments in health care provisions are expected to be sufficient to sustain the program indefinitely. Expenditures for other postemployment benefits during 1999 were \$523,599,349. As of December 31, 1999, the unaudited estimated net assets available for future OPEB payments were \$9,870,285,641. The number of benefit recipients eligible for OPEB at December 31, 1999 was 118,062.

During 1997, the Retirement Board adopted a new calculation method for determining employer contributions applied to OPEB. Under the new method, effective January 1, 1998, employer contributions, equal to 4.2% of member covered payroll, are used to fund health care expenses. Under the prior method, accrued liabilities and normal cost rates were determined for retiree health care coverage.

B. Ohio Police and Fire Pension Fund (the “OP&F Fund”)

All City full-time police officers and full-time firefighters participate in the OP&F Fund, a cost-sharing multiple-employer defined benefit pension plan. The OP&F Fund provides retirement and disability benefits, annual cost of living adjustments and death benefits to plan members and beneficiaries. Contribution requirements and benefit provisions are established by the Ohio State Legislature and are codified in Chapter 742 of the Ohio Revised Code. The Ohio Police and Fire Pension Fund issues a stand-alone financial report that includes financial statements and required supplementary information for the OP&F Fund. Interested parties may obtain a copy by making a written request to 140 East Town Street, Columbus, Ohio 43215-5164 or by calling (614) 228-2975.

Plan members are required to contribute 10.0% of their annual covered salary, while employers are required to contribute 19.5% and 24.0% respectively for police officers and firefighters. The City's contributions to the OP&F Fund for the years ending December 31, 1999, 1998 and 1997 were \$311,125, \$288,258 and \$269,325 for police and \$351,910, \$342,760 and \$327,518 for firefighters, respectively, which were equal to the required contributions for each year.

NOTE 9 – DEFINED BENEFIT PENSION PLANS (Continued)

B. Ohio Police and Fire Pension Fund (the "OP&F Fund") (Continued)

The OP&F Fund provides postemployment health care coverage to any person who received or is eligible to receive a monthly benefit check or is a spouse or eligible dependent child of such person. An eligible dependent child is any child under the age of 18 whether or not the child is attending school, or under the age of 22 if attending school on a full-time or two-thirds basis. The health care coverage provided by the retirement system is considered an Other Postemployment Benefit (OPEB) as described in GASB Statement No. 12. The Ohio Revised Code provides that health care costs paid from the funds of the OP&F Fund shall be included in the employer's contribution rate. The Ohio Revised Code also provides statutory authority allowing the Fund's Board of Trustees to provide postemployment health care coverage to all eligible individuals from the employer's contributions to the OP&F Fund.

The portion of the 1999 covered payroll that was used to fund postemployment health care benefits was \$111,686 representing 7.00% of covered payroll for police and \$102,640 representing 7.00% of covered payroll for fire. Health care funding and accounting was on a pay-as-you-go basis. In addition, since July 1, 1992 most retirees have been required to contribute a portion of the cost of their health care coverage through a deduction from their monthly benefit payment. As of December 31, 1998, the date of the last actuarial evaluation available, the number of participants eligible to receive health care benefits was 11,424 for police and 9,186 for firefighters. The OP&F Fund does not provide separate data on the funded status and funding progress of postemployment health care benefits. The Fund's total health care expenses for the year ended December 31, 1998 were \$78,596,790, which was net of member contributions of \$5,331,515.

This space intentionally left blank.

NOTE 10 - LONG-TERM DEBT AND OTHER LONG-TERM OBLIGATIONS

Long-term debt and other long-term obligations of the City at December 31, 1999 were as follows:

			Balance December 31, 1998	Issued (Retired)	Balance December 31, 1999	
Enterprise Funds Long-Term Debt:						
Ohio Water Development Authority Loan:						
1987	7.73%	Pure Water	2003	\$1,115,227	(\$217,121)	\$898,106
Ohio Public Works Commission Loan:						
1993	3.0%	Solid Waste Facility	2004	36,526	(6,877)	29,649
General Obligation Bond:						
1996	4.5-6%	Waterworks Improvement	2010	3,775,000	(235,000)	3,540,000
Total Enterprise Long-Term Debt				<u>\$4,926,753</u>	<u>(\$458,998)</u>	<u>\$4,467,755</u>
General Obligation Long-Term Debt:						
Special Assessment Bond						
with Governmental Commitment:						
1994	4.625-5.25%	Downtown Improvement	2003	\$650,000	(\$115,000)	\$535,000
Other General Long-Term Obligations:						
Compensated Absences				813,743	(208,391)	605,352
Accrued Pension Liability				2,907,963	(34,385)	2,873,578
Total Other General Long-Term Obligations				<u>3,721,706</u>	<u>(242,776)</u>	<u>3,478,930</u>
Total General Long-Term Debt and Other Long-Term Obligations				<u>\$4,371,706</u>	<u>(\$357,776)</u>	<u>\$4,013,930</u>

During 1994, the City issued \$1,150,000 in special assessment general obligation bonds to finance downtown improvement. These ten year bonds have interest rates that range from 4.625% to 5.25%. Debt service is financed by assessments to affected property owners. However, the City is ultimately responsible for the debt service if the assessments are not collected.

NOTE 10 - LONG-TERM DEBT AND OTHER LONG-TERM OBLIGATIONS (Continued)

A. Principal and Interest Requirements

A summary of the City's future long-term debt funding requirements including principal and interest payments as of December 31, 1999 follows:

Years	Special Assessment Bond		General Obligation Bond		OWDA Loan	
	Principal	Interest	Principal	Interest	Principal	Interest
2000	\$125,000	\$27,931	\$245,000	\$193,525	\$233,904	\$69,424
2001	130,000	21,525	255,000	181,491	251,985	51,343
2002	135,000	14,700	270,000	168,525	271,463	31,864
2003	145,000	7,613	285,000	154,294	140,754	10,910
2004	0	0	300,000	138,562	0	0
2005-2009	0	0	1,765,000	402,656	0	0
2010-2014	0	0	420,000	12,600	0	0
2015-2019	0	0	0	0	0	0
2020-2035	0	0	0	0	0	0
Totals	\$535,000	\$71,769	\$3,540,000	\$1,251,653	\$898,106	\$163,541

Years	OPWC Loan		Police/Fire Accrued Pension Liability		Totals	
	Principal	Interest	Principal	Interest	Principal	Interest
2000	\$7,085	\$837	\$35,862	\$121,750	\$646,851	\$413,467
2001	7,299	623	37,402	120,210	681,686	375,192
2002	7,518	402	39,009	118,603	722,990	334,094
2003	7,747	175	40,684	116,928	619,185	289,920
2004	0	0	42,431	115,181	342,431	253,743
2005-2009	0	0	241,111	546,949	2,006,111	949,605
2010-2014	0	0	297,535	490,525	717,535	503,125
2015-2019	0	0	367,163	420,897	367,163	420,897
2020-2035	0	0	1,772,381	663,517	1,772,381	663,517
Totals	\$29,649	\$2,037	\$2,873,578	\$2,714,560	\$7,876,333	\$4,203,560

B. Police and Firemen's Pension Fund

The City's liability for past service costs relating to the Police and Firemen's Pension Fund at December 31, 1999 was \$5,588,138 in principal and interest payments through the year 2035. Only the principal amount due of \$2,873,578 was included in the General Long-Term Obligations Account Group.

NOTE 11 - CONSTRUCTION COMMITMENTS

As of December 31, 1999, the City had the following contracts with respect to construction projects:

Capital Projects	Remaining Construction Contract	Expected Date of Completion
Route 52 Water Line Construction	\$32,794	2001
Franklin Furnace Water Tank/Water Line Extension	163,765	2001

NOTE 12 - CONTINGENCIES

The City is a party to various legal proceedings which seek damages or injunctive relief generally incidental to its operations and pending projects. The City's management is of the opinion that the ultimate disposition of various claims and legal proceedings will not have a material effect, if any, on the financial condition of the City.

NOTE 13 - SEGMENT INFORMATION FOR ENTERPRISE FUNDS

Included in the services provided by the City financed primarily by user charges are water treatment and distribution and wastewater collection and treatment. The key financial information for the year ended December 31, 1999 for these enterprise activities is as follows:

	Water Fund	Sewer Fund	Sanitation Fund	Total
Operating Revenues	\$4,399,703	\$2,407,106	\$1,101,161	\$7,907,970
Depreciation	249,565	105,821	35,996	391,382
Operating Income	1,019,090	337,911	201,768	1,558,769
Net Income	941,315	251,704	200,724	1,393,743
Property, Plant and Equipment:				
Additions	299,985	89,570	92,283	481,838
Deletions	(499)	(2,025)	0	(2,524)
Assets	9,377,861	1,201,215	1,064,793	11,643,869
Net Working Capital	3,548,070	429,468	518,271	4,495,809
Bonds and Loans Payable	3,540,000	898,106	29,649	4,467,755
Total Equity	5,419,762	128,792	1,011,728	6,560,282

NOTE 14 - INSURANCE AND RISK MANAGEMENT

The City is exposed to various risks of loss related to torts; theft of, damage to and destruction of assets; errors and omissions; injuries to employees; and natural disasters. On February 15, 1989, the City joined the Public Entities Pool of Ohio (PEP), a public entity risk plan formed under Section 2744.081 of the Ohio Revised Code that operates as a common risk management and insurance program for 230 member political subdivisions. The City pays an annual premium to PEP for its general insurance coverage. The agreement for formation of PEP provides that the organization will be self-sustaining through member premiums and will reinsure through commercial insurance and reinsurance companies.

Workers' Compensation claims are covered through the City's participation in the State of Ohio's program. The City pays the State Workers' Compensation System a premium based upon a rate per \$100 of payroll. The rate is determined based on accident history and administrative costs.

The City continues to carry commercial insurance for other risks of loss, including employee health and life insurance, boiler and machinery and commercial auto. There has been no significant reduction in insurance coverages from coverages in the prior year. In addition, settled claims resulting from these risks have not exceeded commercial insurance coverages in any of the past three fiscal years.

NOTE 15 - CONTRIBUTED CAPITAL

There were no changes to contributed capital in the enterprise funds during the year. Contributed capital balances as of year end were as follows:

	<u>Water Fund</u>	<u>Sewer Fund</u>	<u>Total</u>
Contributed Capital at December 31, 1999	<u>\$4,464,405</u>	<u>\$3,390,346</u>	<u>\$7,854,751</u>

NOTE 16 - CONDUIT DEBT

From time to time, the City has issued Industrial Revenue Bonds to provide financial assistance to private-sector entities for the acquisition and construction of industrial and commercial facilities deemed to be in the public interest. The bonds are secured by the property financed. Upon repayment of the bonds, ownership of the acquired facilities transfers to the private-sector entity served by the bond issuance. Neither the City, the state, nor any political subdivision thereof is obligated in any manner for repayment on the bonds. Accordingly, the bonds are not reported as liabilities in the accompanying general purpose financial statements.

As of December 31, 1999, there was one series of Industrial Revenue Bonds outstanding, with a principal amount payable of \$2,200,000.

*COMBINING AND INDIVIDUAL FUND AND ACCOUNT GROUP
FINANCIAL STATEMENTS AND SCHEDULES*

*THE FOLLOWING COMBINING FINANCIAL STATEMENTS AND SCHEDULES
INCLUDE THE GENERAL FUND, SPECIAL REVENUE FUNDS, ENTERPRISE
FUNDS, INTERNAL SERVICE FUNDS, FIDUCIARY FUNDS AND THE
GENERAL FIXED ASSETS ACCOUNT GROUP.*

GENERAL FUND

The General Fund is used to account for government resources which are not accounted for in any other fund. The General Fund balance is available to the City for any purpose provided it is expended or transferred according to the Charter and/or the general laws of Ohio.

THE CITY OF PORTSMOUTH, OHIO
SCHEDULE OF REVENUES, EXPENDITURES AND CHANGES IN FUND BALANCE
BUDGET AND ACTUAL (NON-GAAP BUDGETARY BASIS)
FOR THE YEAR ENDED DECEMBER 31, 1999

GENERAL FUND

	Revised Budget	Actual	Variance: Favorable (Unfavorable)
<u>Revenues:</u>			
Taxes	\$5,566,000	\$5,628,928	\$62,928
Intergovernmental Revenues	1,678,053	2,274,742	596,689
Charges for Services	212,050	326,810	114,760
Licenses, Permits and Fees	136,520	143,573	7,053
Investment Earnings	280,000	337,247	57,247
Fines and Forfeitures	575,000	536,729	(38,271)
All Other Revenues	49,000	97,473	48,473
Total Revenues	8,496,623	9,345,502	848,879
<u>Expenditures:</u>			
Security of Persons and Property:			
Police:			
Personal Services	2,595,117	2,492,632	102,485
Contractual Services	170,212	141,021	29,191
Materials and Supplies	26,542	21,620	4,922
Capital Outlay	1,000	973	27
Total Police	2,792,871	2,656,246	136,625
Fire:			
Personal Services	2,676,494	2,620,935	55,559
Contractual Services	91,905	100,526	(8,621)
Materials and Supplies	53,571	66,792	(13,221)
Capital Outlay	1,000	300	700
Total Fire	2,822,970	2,788,553	34,417
Street Lighting:			
Contractual Services	165,000	161,843	3,157
Total Street Lighting	165,000	161,843	3,157
Total Security of Persons and Property	5,780,841	5,606,642	174,199
Public Health and Welfare:			
Health:			
Personal Services	369,803	352,967	16,836
Contractual Services	46,008	43,500	2,508
Materials and Supplies	8,617	8,189	428
Total Health	424,428	404,656	19,772
Total Public Health and Welfare Services	424,428	404,656	19,772

(Continued)

THE CITY OF PORTSMOUTH, OHIO
SCHEDULE OF REVENUES, EXPENDITURES AND CHANGES IN FUND BALANCE
BUDGET AND ACTUAL (NON-GAAP BUDGETARY BASIS)
FOR THE YEAR ENDED DECEMBER 31, 1999

GENERAL FUND

	Revised Budget	Actual	Variance Favorable (Unfavorable)
Community Environment:			
Building Inspection:			
Personal Services	110,127	109,930	197
Contractual Services	91,817	89,226	2,591
Materials and Supplies	4,068	4,020	48
Total Building Inspection	<u>206,012</u>	<u>203,176</u>	<u>2,836</u>
Administration:			
Personal Services	18,163	7,989	10,174
Contractual Services	3,524	4,169	(645)
Materials and Supplies	300	8	292
Total Administration	<u>21,987</u>	<u>12,166</u>	<u>9,821</u>
Total Community Environment	<u>227,999</u>	<u>215,342</u>	<u>12,657</u>
Transportation:			
Traffic Lights:			
Personal Services	30,487	58,657	(28,170)
Contractual Services	45,980	40,483	5,497
Materials and Supplies	26,384	22,298	4,086
Capital Outlay	1,200	946	254
Total Traffic Lights	<u>104,051</u>	<u>122,384</u>	<u>(18,333)</u>
Cemetery Grounds:			
Personal Services	317,058	312,389	4,669
Contractual Services	66,076	53,170	12,906
Materials and Supplies	18,096	10,892	7,204
Capital Outlay	4,702	4,702	0
Total Cemetery Grounds	<u>405,932</u>	<u>381,153</u>	<u>24,779</u>
Total Transportation	<u>509,983</u>	<u>503,537</u>	<u>6,446</u>
General Government:			
City Council:			
Personal Services	60,348	37,576	22,772
Contractual Services	21,850	6,180	15,670
Materials and Supplies	800	569	231
Total City Council	<u>82,998</u>	<u>44,325</u>	<u>38,673</u>

(Continued)

THE CITY OF PORTSMOUTH, OHIO
SCHEDULE OF REVENUES, EXPENDITURES AND CHANGES IN FUND BALANCE
BUDGET AND ACTUAL (NON-GAAP BUDGETARY BASIS)
FOR THE YEAR ENDED DECEMBER 31, 1999

GENERAL FUND

	Revised Budget	Actual	Variance: Favorable (Unfavorable)
General Government (Continued):			
Executive:			
Personal Services	68,001	68,866	(865)
Contractual Services	13,581	14,030	(449)
Materials and Supplies	2,000	1,712	288
Capital Outlay	13	0	13
Total Executive	<u>83,595</u>	<u>84,608</u>	<u>(1,013)</u>
Legal:			
Personal Services	144,191	144,191	0
Contractual Services	23,263	10,794	12,469
Materials and Supplies	2,225	1,729	496
Total Legal	<u>169,679</u>	<u>156,714</u>	<u>12,965</u>
Finance:			
Personal Services	133,316	133,886	(570)
Contractual Services	39,492	40,093	(601)
Materials and Supplies	5,459	5,444	15
Capital Outlay	250	0	250
Total Finance	<u>178,517</u>	<u>179,423</u>	<u>(906)</u>
Civil Service:			
Personal Services	9,371	9,371	0
Contractual Services	3,465	769	2,696
Total Civil Service	<u>12,836</u>	<u>10,140</u>	<u>2,696</u>
Municipal Court:			
Personal Services	587,714	578,693	9,021
Contractual Services	85,423	65,069	20,354
Materials and Supplies	17,236	9,862	7,374
Capital Outlay	5,420	5,389	31
Total Municipal Court	<u>695,793</u>	<u>659,013</u>	<u>36,780</u>
Income Tax:			
Personal Services	117,355	117,355	0
Contractual Services	66,291	65,936	355
Materials and Supplies	1,690	1,221	469
Capital Outlay	170	140	30
Total Income Tax	<u>185,506</u>	<u>184,652</u>	<u>854</u>

(Continued)

THE CITY OF PORTSMOUTH, OHIO
SCHEDULE OF REVENUES, EXPENDITURES AND CHANGES IN FUND BALANCE
BUDGET AND ACTUAL (NON-GAAP BUDGETARY BASIS)
FOR THE YEAR ENDED DECEMBER 31, 1999

GENERAL FUND

	Revised Budget	Actual	Variance: Favorable (Unfavorable)
General Government (Continued):			
Engineering:			
Personal Services	99,594	88,945	10,649
Contractual Services	14,655	11,500	3,155
Materials and Supplies	1,600	1,401	199
Capital Outlay	500	342	158
Total Engineering	<u>116,349</u>	<u>102,188</u>	<u>14,161</u>
Public Service:			
Personal Services	19,735	38,124	(18,389)
Contractual Services	19,983	14,965	5,018
Materials and Supplies	3,697	2,788	909
Capital Outlay	145	69	76
Total Public Service	<u>43,560</u>	<u>55,946</u>	<u>(12,386)</u>
City Building:			
Personal Services	107,786	99,861	7,925
Contractual Services	57,566	55,447	2,119
Materials and Supplies	6,183	5,141	1,042
Total City Building	<u>171,535</u>	<u>160,449</u>	<u>11,086</u>
Non-Departmental:			
Personal Services	272,612	266,618	5,994
Contractual Services	559,673	521,118	38,555
Materials and Supplies	6,025	5,817	208
Total Non-Departmental	<u>838,310</u>	<u>793,553</u>	<u>44,757</u>
Total General Government	<u>2,578,678</u>	<u>2,431,011</u>	<u>147,667</u>
Total Expenditures	<u>9,521,929</u>	<u>9,161,188</u>	<u>360,741</u>
Excess (Deficiency) of Revenues Over (Under) Expenditures	(1,025,306)	184,314	1,209,620
Other Financing Sources (Uses):			
Operating Transfers In	0	1,025	1,025
Operating Transfers Out	(8,500)	(263,248)	(254,748)
Total Other Financing Sources (Uses)	<u>(8,500)</u>	<u>(262,223)</u>	<u>(253,723)</u>
Excess (Deficiency) of Revenues and Other Financing Sources Over (Under) Expenditures and Other Financing Uses	(1,033,806)	(77,909)	955,897
Fund Balance at Beginning of Year	1,571,352	1,571,352	0
Prior Year Encumbrances	110,806	110,806	0
Fund Balance at End of Year	<u>\$648,352</u>	<u>\$1,604,249</u>	<u>\$955,897</u>



SPECIAL REVENUE FUNDS

Special Revenue funds are used to account for the proceeds of specific revenue sources (other than amounts relating to expendable trusts or for major capital projects) that are legally restricted to expenditures for specified purposes.

Municipal Court Grants Fund

To account for the Community Corrections Act grant used to support the advancement of court programs.

Ohio Criminal Justice System (OCJS) Awards - Municipal Court Fund

To account for revenues derived from the Ohio Criminal Justice System grant used to support the advancement of court programs.

Municipal Court Special Projects Fund

To account for revenues derived from fines levied by the court and are to be used by the court for special projects.

Municipal Court Probation Services Fund

To account for fees assessed to criminal and traffic offenders who are placed by the Municipal Court on probation or other community control sanctions to cover the cost of Probation Department services and related expenditures.

Municipal Court Programs Fund

To account for revenues derived from the Guardian Interlock grant, the home monitoring fees and the Municipal Corrections grant and are used to support the guardian interlock and home monitoring programs.

Municipal Court Computer Fund

To account for revenues derived from mandatory fines to be used for computers and update of court computer functions.

Fire Pension Fund

To account for taxes levied toward partial payment of the current and accrued liability for fire disability and pension.

Police Pension Fund

To account for taxes levied toward partial payment of the current and accrued liability for police disability and pension.

D.A.R.E. State Grant Fund

To account for revenues and expenditures relative to D.A.R.E. activities.
(The Balance Sheet is not presented because there are no assets or liabilities at year end.)

Local Law Block Grant Fund

To account for grant monies to be used specifically for the improvement of public safety and the reduction of crime.

(Continued)

SPECIAL REVENUE FUNDS

Community Oriented Policing Services (COPS) Fast Grant Fund

To account for federal and state grant monies designated for the cost of additional police officers.

Indigent Drivers Alcohol Treatment Fund

To account for the revenues from fines as established by the state to pay for alcohol related treatment programs for indigent persons.

Enforcement and Education Fund

To account for financial resources used to educate and treat persons with alcohol related problems and to enhance law enforcement activities as a deterrent to the operation of motor vehicles while under the influence of alcohol.

Mandatory Fines Fund

To account for mandatory fines for drug offenses.

Law Enforcement Fund

To account for revenues derived from drug related crimes and expenditures to be as drug deterrents.

Street Construction, Maintenance and Repair Fund

To account for revenues distributed by the State from the motor vehicle and gasoline taxes. Expenditures may only be for street construction and maintenance.

State Highway Improvement Fund

To account for the revenues distributed by the State from the motor vehicle taxes, permissive fees and gasoline taxes. Expenditures may only be for street and state highway improvements and maintenance.

Environmental State Grants Fund

To account for various state grant funds to be used to improve the quality of the environment in the City.

Community Development Fund

To account for Federal and State grants which are designated for community and environmental improvements.

Tourism and Cultural Development Fund

To account for revenue derived from Hotel/Motel tax and distributed to various area cultural and recreational organizations.

Teenage Pregnancy Prevention Fund

To account for receipt of donated funds to be used to cover the costs of education and supplies related to the Teenage Pregnancy Prevention Program.

(Continued)

SPECIAL REVENUE FUNDS

State Grant Health Fund

To account for various State grants which are designated for Health purposes.

Rural AIDS State Grant Fund

To account for receipt of various State grant funds to be used to cover the costs of education and supplies related to the HIV Prevention Program.

Litter Control Grant Fund

To account for monies received from the Ohio Department of Natural Resources for the purpose of litter control.

Wellness Block Grant Fund

To account for receipt of funds from the Scioto County Family and Children First Council to be used to cover the costs of education and supplies related to the Wellness Education Program.

Federal Emergency Management Agency (FEMA) Grant Fund

To account for Federal Emergency Management Agency funds received as reimbursement for flood damage.

Regional HIV Prevention Fund

To account for federal grant funds to be used to educate the public about HIV.

Flood Defense Fund

To account for a property tax levy designated for flood defense improvements.

THE CITY OF PORTSMOUTH, OHIO
COMBINING BALANCE SHEET
SPECIAL REVENUE FUNDS
DECEMBER 31, 1999

	Municipal Court Grants	OCJS Awards Municipal Court	Municipal Court Special Projects	Municipal Court Probation Services	Municipal Court Programs	Municipal Court Computer
<u>Assets:</u>						
Cash and Cash Equivalents	\$761	\$1,637	\$1,748	\$2,430	\$333	\$9,343
Investments	6,582	14,154	15,118	21,009	2,878	80,786
Receivables (net of allowances for doubtful accounts)						
Taxes	0	0	0	0	0	0
Accounts	0	0	0	0	0	0
Loans	0	0	0	0	0	0
Interest	0	0	0	0	0	0
Due from Other Funds	0	0	5,756	6,534	9,008	7,547
Intergovernmental Receivables	0	0	0	0	0	0
Inventory of Supplies at Cost	0	0	0	0	0	0
Prepaid Items	0	0	0	0	0	4,450
Total Assets	<u>\$7,343</u>	<u>\$15,791</u>	<u>\$22,622</u>	<u>\$29,973</u>	<u>\$12,219</u>	<u>\$102,126</u>
<u>Liabilities and Fund Equity:</u>						
Liabilities:						
Accounts Payable	\$0	\$130	\$0	\$0	\$9,845	\$10,400
Accrued Wages and Benefits	3,567	4,428	571	0	750	736
Intergovernmental Payables	0	0	0	0	0	0
Deferred Revenue	0	0	0	0	0	0
Total Liabilities	<u>3,567</u>	<u>4,558</u>	<u>571</u>	<u>0</u>	<u>10,595</u>	<u>11,136</u>
Fund Equity:						
Reserved for Encumbrances	0	0	0	0	0	0
Reserved for Supplies Inventory	0	0	0	0	0	0
Reserved for Prepaid Items	0	0	0	0	0	4,450
Unreserved - Undesignated	3,776	11,233	22,051	29,973	1,624	86,540
Total Fund Equity	<u>3,776</u>	<u>11,233</u>	<u>22,051</u>	<u>29,973</u>	<u>1,624</u>	<u>90,990</u>
Total Liabilities and Fund Equity	<u>\$7,343</u>	<u>\$15,791</u>	<u>\$22,622</u>	<u>\$29,973</u>	<u>\$12,219</u>	<u>\$102,126</u>

*THE CITY OF PORTSMOUTH, OHIO
COMBINING BALANCE SHEET
SPECIAL REVENUE FUNDS
DECEMBER 31, 1999*

Fire Pension	Police Pension	D.A.R.E. State Grant	Local Law Block Grant	COPS Fast Grant	Indigent Drivers Alcohol Treatment	Enforcement and Education	Mandatory Fines	Law Enforcement
\$590	\$570	\$333	\$13,652	\$0	\$21,695	\$1,312	\$1,890	\$4,595
5,103	4,930	2,877	0	0	187,587	11,342	16,340	39,734
47,551	47,551	0	0	0	0	0	0	0
0	0	0	0	0	0	0	0	0
0	0	0	0	0	0	0	0	0
0	0	0	0	0	0	0	0	0
0	0	0	0	0	2,501	1,116	885	0
0	0	0	0	0	0	0	0	0
0	0	0	0	0	0	0	0	0
0	0	0	0	0	0	0	0	0
<u>\$53,244</u>	<u>\$53,051</u>	<u>\$3,210</u>	<u>\$13,652</u>	<u>\$0</u>	<u>\$211,783</u>	<u>\$13,770</u>	<u>\$19,115</u>	<u>\$44,329</u>
\$0	\$0	\$0	\$330	\$0	\$3,960	\$0	\$0	\$0
5,000	5,000	219	2,170	819	0	179	0	0
0	0	0	0	0	0	0	0	0
45,457	45,457	0	0	0	0	0	0	0
<u>50,457</u>	<u>50,457</u>	<u>219</u>	<u>2,500</u>	<u>819</u>	<u>3,960</u>	<u>179</u>	<u>0</u>	<u>0</u>
0	0	0	0	0	0	0	0	0
0	0	0	0	0	0	0	0	0
0	0	0	0	0	0	0	0	0
2,787	2,594	2,991	11,152	(819)	207,823	13,591	19,115	44,329
<u>2,787</u>	<u>2,594</u>	<u>2,991</u>	<u>11,152</u>	<u>(819)</u>	<u>207,823</u>	<u>13,591</u>	<u>19,115</u>	<u>44,329</u>
<u>\$53,244</u>	<u>\$53,051</u>	<u>\$3,210</u>	<u>\$13,652</u>	<u>\$0</u>	<u>\$211,783</u>	<u>\$13,770</u>	<u>\$19,115</u>	<u>\$44,329</u>

(Continued)

THE CITY OF PORTSMOUTH, OHIO
COMBINING BALANCE SHEET
SPECIAL REVENUE FUNDS
DECEMBER 31, 1999

	Street Construction, Maintenance and Repair	State Highway Improvement	Environmental State Grants	Community Development	Tourism and Cultural Development	Teenage Pregnancy Prevention
<u>Assets:</u>						
Cash and Cash Equivalents	\$14,451	\$1,513	\$28,963	\$424,126	\$1,316	\$1,081
Investments	124,950	13,083	250,431	0	11,380	9,347
Receivables (net of allowances for doubtful accounts)						
Taxes	0	0	0	0	10,720	0
Accounts	0	0	0	2,294	0	0
Loans	0	0	0	199,084	0	0
Interest	1,595	798	0	0	0	0
Due from Other Funds	0	0	0	0	0	0
Intergovernmental Receivables	54,252	3,733	942	0	0	0
Inventory of Supplies at Cost	12,775	0	1,039	0	0	534
Prepaid Items	910	0	330	198	0	0
Total Assets	<u>\$208,933</u>	<u>\$19,127</u>	<u>\$281,705</u>	<u>\$625,702</u>	<u>\$23,416</u>	<u>\$10,962</u>
<u>Liabilities and Fund Equity:</u>						
Liabilities:						
Accounts Payable	\$89	\$0	\$1,224	\$3,238	\$0	\$0
Accrued Wages and Benefits	27,245	1,700	18,653	3,263	0	0
Intergovernmental Payables	0	0	0	0	0	0
Deferred Revenue	1,370	686	0	199,084	0	0
Total Liabilities	<u>28,704</u>	<u>2,386</u>	<u>19,877</u>	<u>205,585</u>	<u>0</u>	<u>0</u>
Fund Equity:						
Reserved for Encumbrances	3,470	0	4,009	1,244	0	0
Reserved for Supplies Inventory	12,775	0	1,039	0	0	534
Reserved for Prepaid Items	910	0	330	198	0	0
Unreserved - Undesignated	163,074	16,741	256,450	418,675	23,416	10,428
Total Fund Equity	<u>180,229</u>	<u>16,741</u>	<u>261,828</u>	<u>420,117</u>	<u>23,416</u>	<u>10,962</u>
Total Liabilities and Fund Equity	<u>\$208,933</u>	<u>\$19,127</u>	<u>\$281,705</u>	<u>\$625,702</u>	<u>\$23,416</u>	<u>\$10,962</u>

*THE CITY OF PORTSMOUTH, OHIO
COMBINING BALANCE SHEET
SPECIAL REVENUE FUNDS
DECEMBER 31, 1999*

State Grant Health	Rural Aids State Grant	Litter Control Grant	Wellness Block Grant	F.E.M.A. Grant	Regional HIV Prevention	Flood Defense	Totals
\$23,471	\$1,341	\$1,104	\$3,053	\$2,214	\$1,181	\$20,946	\$585,649
202,950	11,598	9,543	26,395	19,141	10,209	181,113	1,278,580
0	0	0	0	0	0	162,481	268,303
178	0	0	0	0	0	0	2,472
0	0	0	0	0	0	0	199,084
0	0	0	0	0	0	0	2,393
0	0	0	0	0	0	0	33,347
0	0	0	0	0	0	0	58,927
9,576	6,522	0	1,696	0	0	0	32,142
2,863	188	0	0	0	0	0	8,939
<u>\$239,038</u>	<u>\$19,649</u>	<u>\$10,647</u>	<u>\$31,144</u>	<u>\$21,355</u>	<u>\$11,390</u>	<u>\$364,540</u>	<u>\$2,469,836</u>
\$19,932	\$1,646	\$0	\$1,691	\$0	\$0	\$26,664	\$79,149
23,341	5,040	0	1,274	0	0	0	103,955
473	0	0	100	0	0	0	573
0	0	0	0	0	0	156,173	448,227
<u>43,746</u>	<u>6,686</u>	<u>0</u>	<u>3,065</u>	<u>0</u>	<u>0</u>	<u>182,837</u>	<u>631,904</u>
962	0	0	95	0	0	4,712	14,492
9,576	6,522	0	1,696	0	0	0	32,142
2,863	188	0	0	0	0	0	8,939
181,891	6,253	10,647	26,288	21,355	11,390	176,991	1,782,359
<u>195,292</u>	<u>12,963</u>	<u>10,647</u>	<u>28,079</u>	<u>21,355</u>	<u>11,390</u>	<u>181,703</u>	<u>1,837,932</u>
<u>\$239,038</u>	<u>\$19,649</u>	<u>\$10,647</u>	<u>\$31,144</u>	<u>\$21,355</u>	<u>\$11,390</u>	<u>\$364,540</u>	<u>\$2,469,836</u>

THE CITY OF PORTSMOUTH, OHIO
COMBINING STATEMENT OF REVENUES, EXPENDITURES AND CHANGES IN FUND BALANCES
SPECIAL REVENUE FUNDS
FOR THE YEAR ENDED DECEMBER 31, 1999

	Municipal Court Grants	OCJS Awards Municipal Court	Municipal Court Special Projects	Municipal Court Probation Services	Municipal Court Programs	Municipal Court Computer
<u>Revenues:</u>						
Taxes	\$0	\$0	\$0	\$0	\$0	\$0
Intergovernmental Revenues	65,943	93,822	0	0	2,700	0
Charges for Services	0	0	0	0	0	0
Investment Earnings	0	0	0	0	0	0
Fines and Forfeitures	0	0	48,500	29,973	40,041	63,612
All Other Revenues	0	0	0	0	0	0
Total Revenues	65,943	93,822	48,500	29,973	42,741	63,612
<u>Expenditures:</u>						
Current:						
Security of Persons and Property	0	0	0	0	0	0
Public Health and Welfare Services	0	0	0	0	0	0
Community Environment	0	0	0	0	0	0
Transportation	0	0	0	0	0	0
General Government	70,674	104,417	34,868	0	49,329	63,437
Total Expenditures	70,674	104,417	34,868	0	49,329	63,437
Excess (Deficiency) of Revenues Over (Under) Expenditures	(4,731)	(10,595)	13,632	29,973	(6,588)	175
<u>Other Financing Sources (Uses):</u>						
Operating Transfers In	0	0	0	0	0	0
Operating Transfers Out	0	0	0	0	0	0
Total Other Financing Sources (Uses)	0	0	0	0	0	0
Excess (Deficiency) of Revenues and Other Financing Sources Over (Under) Expenditures and Other Financing Uses	(4,731)	(10,595)	13,632	29,973	(6,588)	175
Fund Balance (Deficit) at Beginning of Year	8,507	21,828	8,419	0	8,212	90,815
Increase (Decrease) in Inventory Reserve	0	0	0	0	0	0
Fund Balance (Deficit) at End of Year	\$3,776	\$11,233	\$22,051	\$29,973	\$1,624	\$90,990

THE CITY OF PORTSMOUTH, OHIO
COMBINING STATEMENT OF REVENUES, EXPENDITURES AND CHANGES IN FUND BALANCES
SPECIAL REVENUE FUNDS
FOR THE YEAR ENDED DECEMBER 31, 1999

Fire Pension	Police Pension	D.A.R.E. State Grant	Local Law Block Grant	COPS Fast Grant	Indigent Drivers Alcohol Treatment	Enforcement and Education	Mandatory Fines	Law Enforcement
\$51,785	\$51,785	\$0	\$0	\$0	\$0	\$0	\$0	\$0
6,837	6,644	8,757	47,914	28,781	0	0	0	0
0	0	0	0	0	0	0	0	0
0	0	0	1,372	0	0	0	0	0
0	0	0	0	0	31,347	15,843	13,900	43,224
0	0	0	0	0	0	0	0	4,086
<u>58,622</u>	<u>58,429</u>	<u>8,757</u>	<u>49,286</u>	<u>28,781</u>	<u>31,347</u>	<u>15,843</u>	<u>13,900</u>	<u>47,310</u>
43,000	43,000	5,766	44,300	29,600	0	0	4,383	4,421
0	0	0	0	0	0	0	0	0
0	0	0	0	0	0	0	0	0
0	0	0	0	0	0	0	0	0
0	0	0	0	0	7,590	14,350	0	0
<u>43,000</u>	<u>43,000</u>	<u>5,766</u>	<u>44,300</u>	<u>29,600</u>	<u>7,590</u>	<u>14,350</u>	<u>4,383</u>	<u>4,421</u>
15,622	15,429	2,991	4,986	(819)	23,757	1,493	9,517	42,889
0	0	0	5,324	0	0	0	0	0
0	0	0	0	0	0	(5,324)	0	0
0	0	0	5,324	0	0	(5,324)	0	0
15,622	15,429	2,991	10,310	(819)	23,757	(3,831)	9,517	42,889
(12,835)	(12,835)	0	842	0	184,066	17,422	9,598	1,440
0	0	0	0	0	0	0	0	0
<u>\$2,787</u>	<u>\$2,594</u>	<u>\$2,991</u>	<u>\$11,152</u>	<u>(\$819)</u>	<u>\$207,823</u>	<u>\$13,591</u>	<u>\$19,115</u>	<u>\$44,329</u>

(Continued)

THE CITY OF PORTSMOUTH, OHIO
COMBINING STATEMENT OF REVENUES, EXPENDITURES AND CHANGES IN FUND BALANCES
SPECIAL REVENUE FUNDS
FOR THE YEAR ENDED DECEMBER 31, 1999

	Street Construction, Maintenance and Repair	State Highway Improvement	Environmental State Grants	Community Development	Tourism and Cultural Development	Teenage Pregnancy Prevention
<u>Revenues:</u>						
Taxes	\$0	\$0	\$0	\$0	\$41,715	\$0
Intergovernmental Revenues	740,674	49,703	573,094	267,319	0	0
Charges for Services	0	0	0	0	0	0
Investment Earnings	6,417	3,411	0	6,040	0	0
Fines and Forfeitures	0	0	0	0	0	0
All Other Revenues	389	0	5,777	89,485	0	2,374
Total Revenues	<u>747,480</u>	<u>53,114</u>	<u>578,871</u>	<u>362,844</u>	<u>41,715</u>	<u>2,374</u>
<u>Expenditures:</u>						
Current:						
Security of Persons and Property	0	0	0	0	0	0
Public Health and Welfare Services	0	0	448,062	0	0	3,651
Community Environment	0	0	0	380,242	37,234	0
Transportation	675,483	44,700	0	0	0	0
General Government	0	0	0	0	0	0
Total Expenditures	<u>675,483</u>	<u>44,700</u>	<u>448,062</u>	<u>380,242</u>	<u>37,234</u>	<u>3,651</u>
Excess (Deficiency) of Revenues Over (Under) Expenditures	71,997	8,414	130,809	(17,398)	4,481	(1,277)
<u>Other Financing Sources (Uses):</u>						
Operating Transfers In	0	0	8,500	0	0	0
Operating Transfers Out	0	0	0	0	0	0
Total Other Financing Sources (Uses)	<u>0</u>	<u>0</u>	<u>8,500</u>	<u>0</u>	<u>0</u>	<u>0</u>
Excess (Deficiency) of Revenues and Other Financing Sources Over (Under) Expenditures and Other Financing Uses	71,997	8,414	139,309	(17,398)	4,481	(1,277)
Fund Balance (Deficit) at Beginning of Year	100,761	8,327	126,582	437,515	18,935	11,705
Increase (Decrease) in Inventory Reserve	7,471	0	(4,063)	0	0	534
Fund Balance (Deficit) at End of Year	<u>\$180,229</u>	<u>\$16,741</u>	<u>\$261,828</u>	<u>\$420,117</u>	<u>\$23,416</u>	<u>\$10,962</u>

THE CITY OF PORTSMOUTH, OHIO
COMBINING STATEMENT OF REVENUES, EXPENDITURES AND CHANGES IN FUND BALANCES
SPECIAL REVENUE FUNDS
FOR THE YEAR ENDED DECEMBER 31, 1999

State Grant Health	Rural Aids State Grant	Litter Control Grant	Wellness Block Grant	F.E.M.A. Grant	Regional HIV Prevention	Flood Defense	Totals
\$0	\$0	\$0	\$0	\$0	\$0	\$158,634	\$303,919
341,275	151,783	0	69,531	0	519,992	19,642	2,994,411
157,538	0	0	0	0	0	0	157,538
0	0	0	0	0	0	0	17,240
0	0	0	0	0	0	0	286,440
99,734	3,045	75	0	0	0	0	204,965
598,547	154,828	75	69,531	0	519,992	178,276	3,964,513
0	0	0	0	79,546	0	196,549	450,565
636,082	167,959	0	43,997	0	517,196	0	1,816,947
0	0	0	0	0	0	0	417,476
0	0	0	0	0	0	0	720,183
0	0	0	0	0	0	0	344,665
636,082	167,959	0	43,997	79,546	517,196	196,549	3,749,836
(37,535)	(13,131)	75	25,534	(79,546)	2,796	(18,273)	214,677
0	0	0	0	0	0	0	13,824
0	0	0	0	0	0	0	(5,324)
0	0	0	0	0	0	0	8,500
(37,535)	(13,131)	75	25,534	(79,546)	2,796	(18,273)	223,177
225,175	22,924	10,572	3,442	100,901	8,594	199,976	1,600,888
7,652	3,170	0	(897)	0	0	0	13,867
<u>\$195,292</u>	<u>\$12,963</u>	<u>\$10,647</u>	<u>\$28,079</u>	<u>\$21,355</u>	<u>\$11,390</u>	<u>\$181,703</u>	<u>\$1,837,932</u>

THE CITY OF PORTSMOUTH, OHIO
SCHEDULE OF REVENUES, EXPENDITURES AND CHANGES IN FUND BALANCES
BUDGET AND ACTUAL (NON-GAAP BUDGETARY BASIS)
SPECIAL REVENUE FUNDS
FOR THE YEAR ENDED DECEMBER 31, 1999

MUNICIPAL COURT GRANTS FUND

	Revised Budget	Actual	Variance: Favorable (Unfavorable)
<u>Revenues:</u>			
Intergovernmental Revenues	\$47,000	\$65,943	\$18,943
Total Revenues	47,000	65,943	18,943
<u>Expenditures:</u>			
General Government:			
Personal Services	57,988	57,988	0
Materials and Supplies	7,343	0	7,343
Capital Outlay	12,281	12,281	0
Total Expenditures	77,612	70,269	7,343
Excess (Deficiency) of Revenues Over (Under) Expenditures	(30,612)	(4,326)	26,286
Fund Balance at Beginning of Year	11,669	11,669	0
Fund Balance at End of Year	(\$18,943)	\$7,343	\$26,286

THE CITY OF PORTSMOUTH, OHIO
SCHEDULE OF REVENUES, EXPENDITURES AND CHANGES IN FUND BALANCES
BUDGET AND ACTUAL (NON-GAAP BUDGETARY BASIS)
SPECIAL REVENUE FUNDS
FOR THE YEAR ENDED DECEMBER 31, 1999

OCJS AWARDS MUNICIPAL COURT FUND

	Revised Budget	Actual	Variance: Favorable (Unfavorable)
<u>Revenues:</u>			
Intergovernmental Revenues	\$56,000	\$93,822	\$37,822
Total Revenues	56,000	93,822	37,822
<u>Expenditures:</u>			
General Government:			
Personal Services	90,688	78,320	12,368
Contractual Services	13,425	12,864	561
Materials and Supplies	9,459	6,792	2,667
Capital Outlay	5,046	4,851	195
Total Expenditures	118,618	102,827	15,791
Excess (Deficiency) of Revenues Over (Under) Expenditures	(62,618)	(9,005)	53,613
Fund Balance at Beginning of Year	24,175	24,175	0
Prior Year Encumbrances	621	621	0
Fund Balance at End of Year	(\$37,822)	\$15,791	\$53,613

THE CITY OF PORTSMOUTH, OHIO
SCHEDULE OF REVENUES, EXPENDITURES AND CHANGES IN FUND BALANCES
BUDGET AND ACTUAL (NON-GAAP BUDGETARY BASIS)
SPECIAL REVENUE FUNDS
FOR THE YEAR ENDED DECEMBER 31, 1999

MUNICIPAL COURT SPECIAL PROJECTS FUND

	Revised Budget	Actual	Variance: Favorable (Unfavorable)
<u>Revenues:</u>			
Fines and Forfeitures	\$4,000	\$44,576	\$40,576
Total Revenues	4,000	44,576	40,576
<u>Expenditures:</u>			
General Government:			
Personal Services	6,674	6,674	0
Materials and Supplies	31,544	26,506	5,038
Capital Outlay	3,154	3,154	0
Total Expenditures	41,372	36,334	5,038
Excess (Deficiency) of			
Revenues Over (Under) Expenditures	(37,372)	8,242	45,614
Fund Balance at Beginning of Year	8,624	8,624	0
Fund Balance at End of Year	(\$28,748)	\$16,866	\$45,614

THE CITY OF PORTSMOUTH, OHIO
SCHEDULE OF REVENUES, EXPENDITURES AND CHANGES IN FUND BALANCES
BUDGET AND ACTUAL (NON-GAAP BUDGETARY BASIS)
SPECIAL REVENUE FUNDS
FOR THE YEAR ENDED DECEMBER 31, 1999

MUNICIPAL COURT PROBATION SERVICES FUND

	Revised Budget	Actual	Variance: Favorable (Unfavorable)
<u>Revenues:</u>			
Fines and Forfeitures	\$0	\$23,439	\$23,439
Total Revenues	0	23,439	23,439
<u>Expenditures:</u>			
Total Expenditures	0	0	0
Excess (Deficiency) of			
Revenues Over (Under) Expenditures	0	23,439	23,439
Fund Balance at Beginning of Year	0	0	0
Fund Balance at End of Year	\$0	\$23,439	\$23,439

THE CITY OF PORTSMOUTH, OHIO
SCHEDULE OF REVENUES, EXPENDITURES AND CHANGES IN FUND BALANCES
BUDGET AND ACTUAL (NON-GAAP BUDGETARY BASIS)
SPECIAL REVENUE FUNDS
FOR THE YEAR ENDED DECEMBER 31, 1999

MUNICIPAL COURT PROGRAMS FUND

	Revised Budget	Actual	Variance: Favorable (Unfavorable)
<u>Revenues:</u>			
Intergovernmental Revenues	\$1,000	\$2,700	\$1,700
Fines and Forfeitures	1,000	31,033	30,033
Total Revenues	2,000	33,733	31,733
<u>Expenditures:</u>			
General Government:			
Personal Services	16,621	14,869	1,752
Contractual Services	11,726	10,267	1,459
Materials and Supplies	15,674	15,674	0
Total Expenditures	44,021	40,810	3,211
Excess (Deficiency) of Revenues Over (Under) Expenditures	(42,021)	(7,077)	34,944
Fund Balance at Beginning of Year	10,138	10,138	0
Prior Year Encumbrances	150	150	0
Fund Balance at End of Year	(\$31,733)	\$3,211	\$34,944

THE CITY OF PORTSMOUTH, OHIO
SCHEDULE OF REVENUES, EXPENDITURES AND CHANGES IN FUND BALANCES
BUDGET AND ACTUAL (NON-GAAP BUDGETARY BASIS)
SPECIAL REVENUE FUNDS
FOR THE YEAR ENDED DECEMBER 31, 1999

MUNICIPAL COURT COMPUTER FUND

	Revised Budget	Actual	Variance: Favorable (Unfavorable)
<u>Revenues:</u>			
Fines and Forfeitures	\$50,000	\$57,905	\$7,905
Total Revenues	50,000	57,905	7,905
<u>Expenditures:</u>			
General Government:			
Personal Services	20,578	13,582	6,996
Contractual Services	7,100	7,100	0
Materials and Supplies	52,011	12,482	39,529
Capital Outlay	47,747	24,352	23,395
Total Expenditures	127,436	57,516	69,920
Excess (Deficiency) of			
Revenues Over (Under) Expenditures	(77,436)	389	77,825
Fund Balance at Beginning of Year	87,305	87,305	0
Prior Year Encumbrances	2,435	2,435	0
Fund Balance at End of Year	<u>\$12,304</u>	<u>\$90,129</u>	<u>\$77,825</u>

THE CITY OF PORTSMOUTH, OHIO
SCHEDULE OF REVENUES, EXPENDITURES AND CHANGES IN FUND BALANCES
BUDGET AND ACTUAL (NON-GAAP BUDGETARY BASIS)
SPECIAL REVENUE FUNDS
FOR THE YEAR ENDED DECEMBER 31, 1999

FIRE PENSION FUND

	Revised Budget	Actual	Variance: Favorable (Unfavorable)
<u>Revenues:</u>			
Taxes	\$48,000	\$50,177	\$2,177
Intergovernmental Revenues	2,000	6,837	4,837
Total Revenues	50,000	57,014	7,014
<u>Expenditures:</u>			
Security of Persons and Property:			
Personal Services	68,000	68,000	0
Total Expenditures	68,000	68,000	0
Excess (Deficiency) of Revenues Over (Under) Expenditures	(18,000)	(10,986)	7,014
Fund Balance at Beginning of Year	16,679	16,679	0
Fund Balance at End of Year	(\$1,321)	\$5,693	\$7,014

THE CITY OF PORTSMOUTH, OHIO
SCHEDULE OF REVENUES, EXPENDITURES AND CHANGES IN FUND BALANCES
BUDGET AND ACTUAL (NON-GAAP BUDGETARY BASIS)
SPECIAL REVENUE FUNDS
FOR THE YEAR ENDED DECEMBER 31, 1999

POLICE PENSION FUND

	Revised Budget	Actual	Variance: Favorable (Unfavorable)
<u>Revenues:</u>			
Taxes	\$50,000	\$50,177	\$177
Intergovernmental Revenues	0	6,644	6,644
Total Revenues	<u>50,000</u>	<u>56,821</u>	<u>6,821</u>
<u>Expenditures:</u>			
Security of Persons and Property			
Personal Services	<u>68,000</u>	<u>68,000</u>	<u>0</u>
Total Expenditures	<u>68,000</u>	<u>68,000</u>	<u>0</u>
Excess (Deficiency) of Revenues Over (Under) Expenditures	(18,000)	(11,179)	6,821
Fund Balance at Beginning of Year	<u>16,679</u>	<u>16,679</u>	<u>0</u>
Fund Balance at End of Year	<u>(\$1,321)</u>	<u>\$5,500</u>	<u>\$6,821</u>

THE CITY OF PORTSMOUTH, OHIO
SCHEDULE OF REVENUES, EXPENDITURES AND CHANGES IN FUND BALANCES
BUDGET AND ACTUAL (NON-GAAP BUDGETARY BASIS)
SPECIAL REVENUE FUNDS
FOR THE YEAR ENDED DECEMBER 31, 1999

DARE STATE GRANT FUND

	Revised Budget	Actual	Variance: Favorable (Unfavorable)
<u>Revenues:</u>			
Intergovernmental Revenues	\$0	\$8,757	\$8,757
Total Revenues	0	8,757	8,757
<u>Expenditures:</u>			
Security of Persons and Property:			
Personal Services	8,757	5,547	3,210
Total Expenditures	8,757	5,547	3,210
Excess (Deficiency) of Revenues Over (Under) Expenditures	(8,757)	3,210	11,967
Fund Balance at Beginning of Year	0	0	0
Fund Balance at End of Year	(\$8,757)	\$3,210	\$11,967

THE CITY OF PORTSMOUTH, OHIO
SCHEDULE OF REVENUES, EXPENDITURES AND CHANGES IN FUND BALANCES
BUDGET AND ACTUAL (NON-GAAP BUDGETARY BASIS)
SPECIAL REVENUE FUNDS
FOR THE YEAR ENDED DECEMBER 31, 1999

LOCAL LAW BLOCK GRANT FUND

	Revised Budget	Actual	Variance: Favorable (Unfavorable)
<u>Revenues:</u>			
Intergovernmental Revenues	\$0	\$47,914	\$47,914
Investment Earnings	0	1,372	1,372
Total Revenues	0	49,286	49,286
<u>Expenditures:</u>			
Security of Persons and Property:			
Personal Services	17,732	6,055	11,677
Capital Outlay	36,491	35,888	603
Total Expenditures	54,223	41,943	12,280
Excess (Deficiency) of Revenues Over (Under) Expenditures	(54,223)	7,343	61,566
<u>Other Financing Sources:</u>			
Operating Transfers In	0	5,324	5,324
Total Other Financing Sources	0	5,324	5,324
Excess (Deficiency) of Revenues and Other Financing Sources Over (Under) Expenditures and Other Financing Uses	(54,223)	12,667	66,890
Fund Balance at Beginning of Year	985	985	0
Fund Balance at End of Year	(\$53,238)	\$13,652	\$66,890

THE CITY OF PORTSMOUTH, OHIO
SCHEDULE OF REVENUES, EXPENDITURES AND CHANGES IN FUND BALANCES
BUDGET AND ACTUAL (NON-GAAP BUDGETARY BASIS)
SPECIAL REVENUE FUNDS
FOR THE YEAR ENDED DECEMBER 31, 1999

COPS FAST GRANT FUND

	Revised Budget	Actual	Variance: Favorable (Unfavorable)
<u>Revenues:</u>			
Intergovernmental Revenues	\$0	\$28,781	\$28,781
Total Revenues	0	28,781	28,781
<u>Expenditures:</u>			
Security of Persons and Property:			
Personal Services	28,781	28,781	0
Total Expenditures	28,781	28,781	0
Excess (Deficiency) of Revenues Over (Under) Expenditures	(28,781)	0	28,781
Fund Balance at Beginning of Year	0	0	0
Fund Balance at End of Year	(\$28,781)	\$0	\$28,781

THE CITY OF PORTSMOUTH, OHIO
 SCHEDULE OF REVENUES, EXPENDITURES AND CHANGES IN FUND BALANCES
 BUDGET AND ACTUAL (NON-GAAP BUDGETARY BASIS)
 SPECIAL REVENUE FUNDS
 FOR THE YEAR ENDED DECEMBER 31, 1999

INDIGENT DRIVERS ALCOHOL TREATMENT FUND

	Revised Budget	Actual	Variance: Favorable (Unfavorable)
<u>Revenues:</u>			
Fines and Forfeitures	\$30,000	\$28,846	(\$1,154)
Total Revenues	<u>30,000</u>	<u>28,846</u>	<u>(1,154)</u>
<u>Expenditures:</u>			
General Government:			
Contractual Services	150,000	3,630	146,370
Total Expenditures	<u>150,000</u>	<u>3,630</u>	<u>146,370</u>
Excess (Deficiency) of Revenues Over (Under) Expenditures	(120,000)	25,216	145,216
Fund Balance at Beginning of Year	184,066	184,066	0
Fund Balance at End of Year	<u>\$64,066</u>	<u>\$209,282</u>	<u>\$145,216</u>

THE CITY OF PORTSMOUTH, OHIO
SCHEDULE OF REVENUES, EXPENDITURES AND CHANGES IN FUND BALANCES
BUDGET AND ACTUAL (NON-GAAP BUDGETARY BASIS)
SPECIAL REVENUE FUNDS
FOR THE YEAR ENDED DECEMBER 31, 1999

ENFORCEMENT AND EDUCATION FUND

	Revised Budget	Actual	Variance: Favorable (Unfavorable)
<u>Revenues:</u>			
Fines and Forfeitures	\$7,000	\$14,727	\$7,727
Total Revenues	7,000	14,727	7,727
<u>Expenditures:</u>			
General Government:			
Personal Services	188	188	0
Contractual Services	26,331	14,172	12,159
Total Expenditures	26,519	14,360	12,159
Excess (Deficiency) of Revenues Over (Under) Expenditures	(19,519)	367	19,886
<u>Other Financing Sources (Uses):</u>			
Operating Transfers Out	(5,324)	(5,324)	0
Total Other Financing Sources (Uses)	(5,324)	(5,324)	0
Excess (Deficiency) of Revenues and Other Financing Sources Over (Under) Expenditures and Other Financing Uses	(24,843)	(4,957)	19,886
Fund Balance at Beginning of Year	17,485	17,485	0
Prior Year Encumbrances	126	126	0
Fund Balance at End of Year	(\$7,232)	\$12,654	\$19,886

THE CITY OF PORTSMOUTH, OHIO
 SCHEDULE OF REVENUES, EXPENDITURES AND CHANGES IN FUND BALANCES
 BUDGET AND ACTUAL (NON-GAAP BUDGETARY BASIS)
 SPECIAL REVENUE FUNDS
 FOR THE YEAR ENDED DECEMBER 31, 1999

MANDATORY FINES FUND

	Revised Budget	Actual	Variance: Favorable (Unfavorable)
<u>Revenues:</u>			
Fines and Forfeitures	\$5,000	\$13,015	\$8,015
Total Revenues	5,000	13,015	8,015
<u>Expenditures:</u>			
Security of Persons and Property:			
Contractual Services	9,598	4,383	5,215
Total Expenditures	9,598	4,383	5,215
Excess (Deficiency) of Revenues Over (Under) Expenditures	(4,598)	8,632	13,230
Fund Balance at Beginning of Year	9,598	9,598	0
Fund Balance at End of Year	\$5,000	\$18,230	\$13,230

THE CITY OF PORTSMOUTH, OHIO
SCHEDULE OF REVENUES, EXPENDITURES AND CHANGES IN FUND BALANCES
BUDGET AND ACTUAL (NON-GAAP BUDGETARY BASIS)
SPECIAL REVENUE FUNDS
FOR THE YEAR ENDED DECEMBER 31, 1999

LAW ENFORCEMENT FUND

	Revised Budget	Actual	Variance: Favorable (Unfavorable)
<u>Revenues:</u>			
Fines and Forfeitures	\$500	\$43,224	\$42,724
All Other Revenues	0	4,086	4,086
Total Revenues	500	47,310	46,810
<u>Expenditures:</u>			
Security of Persons and Property:			
Materials and Supplies	48,731	4,421	44,310
Total Expenditures	48,731	4,421	44,310
Excess (Deficiency) of Revenues Over (Under) Expenditures	(48,231)	42,889	91,120
Fund Balance at Beginning of Year	1,440	1,440	0
Fund Balance at End of Year	(\$46,791)	\$44,329	\$91,120

THE CITY OF PORTSMOUTH, OHIO
SCHEDULE OF REVENUES, EXPENDITURES AND CHANGES IN FUND BALANCES
BUDGET AND ACTUAL (NON-GAAP BUDGETARY BASIS)
SPECIAL REVENUE FUNDS
FOR THE YEAR ENDED DECEMBER 31, 1999

STREET CONSTRUCTION, MAINTENANCE AND REPAIR FUND

	Revised Budget	Actual	Variance: Favorable (Unfavorable)
<u>Revenues:</u>			
Intergovernmental Revenues	\$586,000	\$723,782	\$137,782
Investment Earnings	2,500	6,192	3,692
All Other Revenues	9,500	389	(9,111)
Total Revenues	<u>598,000</u>	<u>730,363</u>	<u>132,363</u>
<u>Expenditures:</u>			
Transportation:			
Personal Services	526,399	526,107	292
Contractual Services	146,379	132,688	13,691
Materials and Supplies	94,593	78,788	15,805
Capital Outlay	17,194	17,194	0
Total Expenditures	<u>784,565</u>	<u>754,777</u>	<u>29,788</u>
Excess (Deficiency) of Revenues Over (Under) Expenditures	(186,565)	(24,414)	162,151
<u>Other Financing Sources:</u>			
Operating Transfers In	2,000	0	(2,000)
Total Other Financing Sources	<u>2,000</u>	<u>0</u>	<u>(2,000)</u>
Excess (Deficiency) of Revenues and Other Financing Sources Over (Under) Expenditures and Other Financing Uses	(184,565)	(24,414)	160,151
Fund Balance at Beginning of Year	99,289	99,289	0
Prior Year Encumbrances	60,846	60,846	0
Fund Balance at End of Year	<u>(\$24,430)</u>	<u>\$135,721</u>	<u>\$160,151</u>

THE CITY OF PORTSMOUTH, OHIO
SCHEDULE OF REVENUES, EXPENDITURES AND CHANGES IN FUND BALANCES
BUDGET AND ACTUAL (NON-GAAP BUDGETARY BASIS)
SPECIAL REVENUE FUNDS
FOR THE YEAR ENDED DECEMBER 31, 1999

STATE HIGHWAY IMPROVEMENT FUND

	Revised Budget	Actual	Variance: Favorable (Unfavorable)
<u>Revenues:</u>			
Intergovernmental Revenue	\$38,000	\$48,024	\$10,024
Investment Earnings	2,000	3,299	1,299
Total Revenues	40,000	51,323	11,323
<u>Expenditures:</u>			
Transportation:			
Personal Services	43,000	43,000	0
Total Expenditures	43,000	43,000	0
Excess (Deficiency) of Revenues Over (Under) Expenditures	(3,000)	8,323	11,323
Fund Balance at Beginning of Year	6,273	6,273	0
Fund Balance at End of Year	\$3,273	\$14,596	\$11,323

THE CITY OF PORTSMOUTH, OHIO
 SCHEDULE OF REVENUES, EXPENDITURES AND CHANGES IN FUND BALANCES
 BUDGET AND ACTUAL (NON-GAAP BUDGETARY BASIS)
 SPECIAL REVENUE FUNDS
 FOR THE YEAR ENDED DECEMBER 31, 1999

ENVIRONMENTAL STATE GRANTS FUND

	Revised Budget	Actual	Variance: Favorable (Unfavorable)
<u>Revenues:</u>			
Intergovernmental Revenues	\$386,300	\$572,152	\$185,852
All Other Revenues	5,200	5,777	577
Total Revenues	<u>391,500</u>	<u>577,929</u>	<u>186,429</u>
<u>Expenditures:</u>			
Public Health and Welfare Services:			
Personal Services	361,737	344,347	17,390
Contractual Services	75,095	36,719	38,376
Materials and Supplies	31,695	9,713	21,982
Capital Outlay	<u>184,257</u>	<u>62,879</u>	<u>121,378</u>
Total Expenditures	<u>652,784</u>	<u>453,658</u>	<u>199,126</u>
Excess (Deficiency) of Revenues Over (Under) Expenditures	(261,284)	124,271	385,555
<u>Other Financing Sources (Uses):</u>			
Operating Transfers In	<u>8,500</u>	<u>8,500</u>	<u>0</u>
Total Other Financing Sources (Uses)	<u>8,500</u>	<u>8,500</u>	<u>0</u>
Excess (Deficiency) of Revenues and Other Financing Sources Over (Under) Expenditures and Other Financing Uses	(252,784)	132,771	385,555
Fund Balance at Beginning of Year	116,218	116,218	0
Prior Year Encumbrances	24,271	24,271	0
Fund Balance at End of Year	<u>(\$112,295)</u>	<u>\$273,260</u>	<u>\$385,555</u>

THE CITY OF PORTSMOUTH, OHIO
SCHEDULE OF REVENUES, EXPENDITURES AND CHANGES IN FUND BALANCES
BUDGET AND ACTUAL (NON-GAAP BUDGETARY BASIS)
SPECIAL REVENUE FUNDS
FOR THE YEAR ENDED DECEMBER 31, 1999

COMMUNITY DEVELOPMENT FUND

	Revised Budget	Actual	Variance: Favorable (Unfavorable)
<u>Revenues:</u>			
Intergovernmental Revenues	\$700,000	\$267,319	(\$432,681)
Investment Earnings	0	6,040	6,040
All Other Revenues	0	87,191	87,191
Total Revenues	<u>700,000</u>	<u>360,550</u>	<u>(339,450)</u>
<u>Expenditures:</u>			
Community Environment:			
Personal Services	102,018	102,018	0
Contractual Services	315,784	198,255	117,529
Materials and Supplies	3,714	3,714	0
Capital Outlay	73,132	73,132	0
Total Expenditures	<u>494,648</u>	<u>377,119</u>	<u>117,529</u>
Excess (Deficiency) of			
Revenues Over (Under) Expenditures	205,352	(16,569)	(221,921)
Fund Balance at Beginning of Year	438,248	438,248	0
Prior Year Encumbrances	1,203	1,203	0
Fund Balance at End of Year	<u>\$644,803</u>	<u>\$422,882</u>	<u>(\$221,921)</u>

THE CITY OF PORTSMOUTH, OHIO
SCHEDULE OF REVENUES, EXPENDITURES AND CHANGES IN FUND BALANCES
BUDGET AND ACTUAL (NON-GAAP BUDGETARY BASIS)
SPECIAL REVENUE FUNDS
FOR THE YEAR ENDED DECEMBER 31, 1999

TOURISM AND CULTURAL DEVELOPMENT FUND

	Revised Budget	Actual	Variance: Favorable (Unfavorable)
<u>Revenues:</u>			
Taxes	\$30,000	\$39,886	\$9,886
Total Revenues	<u>30,000</u>	<u>39,886</u>	<u>9,886</u>
<u>Expenditures:</u>			
Community Environment:			
Contractual Services	37,234	37,234	0
Total Expenditures	<u>37,234</u>	<u>37,234</u>	<u>0</u>
Excess (Deficiency) of Revenues Over (Under) Expenditures	(7,234)	2,652	9,886
Fund Balance at Beginning of Year	10,044	10,044	0
Fund Balance at End of Year	<u>\$2,810</u>	<u>\$12,696</u>	<u>\$9,886</u>

THE CITY OF PORTSMOUTH, OHIO
SCHEDULE OF REVENUES, EXPENDITURES AND CHANGES IN FUND BALANCES
BUDGET AND ACTUAL (NON-GAAP BUDGETARY BASIS)
SPECIAL REVENUE FUNDS
FOR THE YEAR ENDED DECEMBER 31, 1999

TEENAGE PREGNANCY PREVENTION FUND

	Revised Budget	Actual	Variance: Favorable (Unfavorable)
<u>Revenues:</u>			
All Other Revenues	\$40,000	\$2,374	(\$37,626)
Total Revenues	40,000	2,374	(37,626)
<u>Expenditures:</u>			
Public Health and Welfare Services:			
Personal Services	13,712	2,021	11,691
Contractual Services	1,854	1,230	624
Materials and Supplies	12,212	1,290	10,922
Total Expenditures	27,778	4,541	23,237
Excess (Deficiency) of			
Revenues Over (Under) Expenditures	12,222	(2,167)	(14,389)
Fund Balance at Beginning of Year	11,832	11,832	0
Prior Year Encumbrances	763	763	0
Fund Balance at End of Year	\$24,817	\$10,428	(\$14,389)

THE CITY OF PORTSMOUTH, OHIO
SCHEDULE OF REVENUES, EXPENDITURES AND CHANGES IN FUND BALANCES
BUDGET AND ACTUAL (NON-GAAP BUDGETARY BASIS)
SPECIAL REVENUE FUNDS
FOR THE YEAR ENDED DECEMBER 31, 1999

STATE GRANT HEALTH FUND

	Revised Budget	Actual	Variance: Favorable (Unfavorable)
<u>Revenues:</u>			
Intergovernmental Revenue	\$269,500	\$341,275	\$71,775
Charges for Service	185,500	157,512	(27,988)
All Other Revenues	45,000	99,582	54,582
Total Revenues	500,000	598,369	98,369
<u>Expenditures:</u>			
Public Health and Welfare Services:			
Child Abuse:			
Personal Services	13,132	12,551	581
Contractual Services	354	290	64
Materials and Supplies	467	467	0
Total Child Abuse	13,953	13,308	645
At Risk Neonatal:			
Personal Services	2,500	0	2,500
Total At Risk Neonatal	2,500	0	2,500
Child and Family Health			
Services Donations:			
Personal Services	8,067	6,617	1,450
Contractual Services	17,966	14,790	3,176
Materials and Supplies	87,302	70,717	16,585
Capital Outlay	7,373	4,367	3,006
Total Child and Family Health Services Donations	120,708	96,491	24,217
State Grant - Health:			
Personal Services	275,958	275,958	0
Contractual Services	163,987	30,591	133,396
Materials and Supplies	66,559	36,663	29,896
Total State Grant - Health	506,504	343,212	163,292
Prevention:			
Personal Services	15,603	15,603	0
Contractual Services	3,735	3,599	136
Materials and Supplies	1,759	1,759	0
Total Prevention	21,097	20,961	136

THE CITY OF PORTSMOUTH, OHIO
SCHEDULE OF REVENUES, EXPENDITURES AND CHANGES IN FUND BALANCES
BUDGET AND ACTUAL (NON-GAAP BUDGETARY BASIS)
SPECIAL REVENUE FUNDS
FOR THE YEAR ENDED DECEMBER 31, 1999

STATE GRANT HEALTH FUND
(Continued)

	Revised Budget	Actual	Variance: Favorable (Unfavorable)
AIDS Grant:			
Personal Services	56,234	63,831	(7,597)
Contractual Services	8,721	5,935	2,786
Materials and Supplies	10,513	9,401	1,112
Total AIDS Grant	<u>75,468</u>	<u>79,167</u>	<u>(3,699)</u>
State Grant - Abstinence			
Personal Services	36,049	29,132	6,917
Contractual Services	75	0	75
Total State Grant - Abstinence	<u>36,124</u>	<u>29,132</u>	<u>6,992</u>
State Grant - Lead Poisoning			
Personal Services	17,163	19,357	(2,194)
Contractual Services	1,124	535	589
Materials and Supplies	313	313	0
Total State Grant - Lead Poisoning	<u>18,600</u>	<u>20,205</u>	<u>(1,605)</u>
State Grant - Women's Health Month			
Personal Services	0	17	(17)
Contractual Services	2,647	2,647	0
Materials and Supplies	1,338	1,328	10
Total State Grant - Women's Health Month	<u>3,985</u>	<u>3,992</u>	<u>(7)</u>
State Grant - Immunization			
Personal Services	7,600	11,267	(3,667)
Contractual Services	1,100	539	561
Materials and Supplies	6,300	3,262	3,038
Total State Grant - Immunization	<u>15,000</u>	<u>15,068</u>	<u>(68)</u>
Total Expenditures	<u>813,939</u>	<u>621,536</u>	<u>192,403</u>
Excess (Deficiency) of Revenues Over (Under) Expenditures	(313,939)	(23,167)	290,772
Fund Balance at Beginning of Year	239,487	239,487	0
Prior Year Encumbrances	9,139	9,139	0
Fund Balance at End of Year	<u>(\$65,313)</u>	<u>\$225,459</u>	<u>\$290,772</u>

THE CITY OF PORTSMOUTH, OHIO
SCHEDULE OF REVENUES, EXPENDITURES AND CHANGES IN FUND BALANCES
BUDGET AND ACTUAL (NON-GAAP BUDGETARY BASIS)
SPECIAL REVENUE FUNDS
FOR THE YEAR ENDED DECEMBER 31, 1999

RURAL AIDS STATE GRANT FUND

	Revised Budget	Actual	Variance: Favorable (Unfavorable)
<u>Revenues:</u>			
Intergovernmental Revenue	\$149,980	\$153,137	\$3,157
All Other Revenues	20	3,045	3,025
Total Revenues	150,000	156,182	6,182
<u>Expenditures:</u>			
Public Health and Welfare Services:			
Personal Services	94,272	93,859	413
Contractual Services	49,593	47,643	1,950
Materials and Supplies	26,276	24,933	1,343
Total Expenditures	170,141	166,435	3,706
Excess (Deficiency) of			
Revenues Over (Under) Expenditures	(20,141)	(10,253)	9,888
Fund Balance at Beginning of Year	23,051	23,051	0
Prior Year Encumbrances	141	141	0
Fund Balance at End of Year	\$3,051	\$12,939	\$9,888

THE CITY OF PORTSMOUTH, OHIO
SCHEDULE OF REVENUES, EXPENDITURES AND CHANGES IN FUND BALANCES
BUDGET AND ACTUAL (NON-GAAP BUDGETARY BASIS)
SPECIAL REVENUE FUNDS
FOR THE YEAR ENDED DECEMBER 31, 1999

LITTER CONTROL GRANT FUND

	Revised Budget	Actual	Variance: Favorable (Unfavorable)
<u>Revenues:</u>			
All Other Revenues	\$2,000	\$75	(\$1,925)
Total Revenues	2,000	75	(1,925)
<u>Expenditures:</u>			
Public Health and Welfare Services:			
Litter Donations Grant:			
Materials and Supplies	12,572	0	12,572
Total Litter Donations	12,572	0	12,572
Total Expenditures	12,572	0	12,572
Excess (Deficiency) of			
Revenues Over (Under) Expenditures	(10,572)	75	10,647
Fund Balance at Beginning of Year	10,572	10,572	0
Fund Balance at End of Year	\$0	\$10,647	\$10,647

THE CITY OF PORTSMOUTH, OHIO
SCHEDULE OF REVENUES, EXPENDITURES AND CHANGES IN FUND BALANCES
BUDGET AND ACTUAL (NON-GAAP BUDGETARY BASIS)
SPECIAL REVENUE FUNDS
FOR THE YEAR ENDED DECEMBER 31, 1999

WELLNESS BLOCK GRANT FUND

	Revised Budget	Actual	Variance: Favorable (Unfavorable)
<u>Revenues:</u>			
Intergovernmental Revenues	\$20,000	\$69,531	\$49,531
Total Revenues	20,000	69,531	49,531
<u>Expenditures:</u>			
Public Health and Welfare Services:			
Personal Services	22,405	7,967	14,438
Contractual Services	3,561	2,477	1,084
Materials and Supplies	32,704	27,253	5,451
Capital Outlay	3,330	3,330	0
Total Expenditures	62,000	41,027	20,973
Excess (Deficiency) of Revenues Over (Under) Expenditures	(42,000)	28,504	70,504
Fund Balance at Beginning of Year	849	849	0
Fund Balance at End of Year	(\$41,151)	\$29,353	\$70,504

THE CITY OF PORTSMOUTH, OHIO
SCHEDULE OF REVENUES, EXPENDITURES AND CHANGES IN FUND BALANCES
BUDGET AND ACTUAL (NON-GAAP BUDGETARY BASIS)
SPECIAL REVENUE FUNDS
FOR THE YEAR ENDED DECEMBER 31, 1999

FEMA GRANT FUND

	Revised Budget	Actual	Variance: Favorable (Unfavorable)
<u>Revenues:</u>			
Total Revenues	\$0	\$0	\$0
<u>Expenditures:</u>			
Security of Persons and Property; Contractual Services	91,901	79,546	12,355
Total Expenditures	91,901	79,546	12,355
Excess (Deficiency) of			
Revenues Over (Under) Expenditures	(91,901)	(79,546)	12,355
Fund Balance at Beginning of Year	21,355	21,355	0
Prior Year Encumbrances	79,546	79,546	0
Fund Balance at End of Year	<u>\$9,000</u>	<u>\$21,355</u>	<u>\$12,355</u>

THE CITY OF PORTSMOUTH, OHIO
SCHEDULE OF REVENUES, EXPENDITURES AND CHANGES IN FUND BALANCES
BUDGET AND ACTUAL (NON-GAAP BUDGETARY BASIS)
SPECIAL REVENUE FUNDS
FOR THE YEAR ENDED DECEMBER 31, 1999

REGIONAL HIV PREVENTION FUND

	Revised Budget	Actual	Variance: Favorable (Unfavorable)
<u>Revenues:</u>			
Intergovernmental Revenues	\$350,000	\$519,992	\$169,992
Total Revenues	<u>350,000</u>	<u>519,992</u>	<u>169,992</u>
<u>Expenditures:</u>			
Public Health and Welfare Services:			
Contractual Services	518,587	516,903	1,684
Capital Outlay	<u>10,000</u>	<u>293</u>	<u>9,707</u>
Total Expenditures	<u>528,587</u>	<u>517,196</u>	<u>11,391</u>
Excess (Deficiency) of Revenues Over (Under) Expenditures	(178,587)	2,796	181,383
Fund Balance at Beginning of Year	6,085	6,085	0
Prior Year Encumbrances	2,509	2,509	0
Fund Balance at End of Year	<u>(\$169,993)</u>	<u>\$11,390</u>	<u>\$181,383</u>

THE CITY OF PORTSMOUTH, OHIO
SCHEDULE OF REVENUES, EXPENDITURES AND CHANGES IN FUND BALANCES
BUDGET AND ACTUAL (NON-GAAP BUDGETARY BASIS)
SPECIAL REVENUE FUNDS
FOR THE YEAR ENDED DECEMBER 31, 1999

FLOOD DEFENSE FUND

	Revised Budget	Actual	Variance: Favorable (Unfavorable)
<u>Revenues:</u>			
Taxes	\$170,000	\$153,979	(\$16,021)
Intergovernmental Revenues	0	19,642	19,642
Total Revenues	<u>170,000</u>	<u>173,621</u>	<u>3,621</u>
<u>Expenditures:</u>			
Security of Persons and Property:			
Personal Services	1,029	1,029	0
Contractual Services	17,304	17,304	0
Materials and Supplies	1,929	1,929	0
Capital Outlay	<u>179,360</u>	<u>179,335</u>	<u>25</u>
Total Expenditures	<u>199,622</u>	<u>199,597</u>	<u>25</u>
Excess (Deficiency) of Revenues Over (Under) Expenditures	(29,622)	(25,976)	3,646
Fund Balance at Beginning of Year	157,951	157,951	0
Prior Year Encumbrances	<u>40,372</u>	<u>40,372</u>	<u>0</u>
Fund Balance at End of Year	<u><u>\$168,701</u></u>	<u><u>\$172,347</u></u>	<u><u>\$3,646</u></u>

ENTERPRISE FUNDS

The enterprise funds are used to account for operations that are financed and operated in a manner similar to private business enterprise, in which the intent of the City is that the costs of providing goods or services to the general public on a continuing basis be financed or recovered primarily through user charges, or where the City has decided that periodic determination of net income is appropriate for accountability purposes.

Water Fund

To account for the operation of the City's water service.

Sewer Fund

To account for the operation of the City's sanitary sewer service.

Sanitation Fund

To account for the operation of the City's refuse collection and disposal service.

THE CITY OF PORTSMOUTH, OHIO
COMBINING BALANCE SHEET
ENTERPRISE FUNDS
DECEMBER 31, 1999

	Water	Sewer	Sanitation	Totals
<u>Assets:</u>				
Cash and Cash Equivalents	\$262,520	\$5,395	\$33,682	\$301,597
Investments	2,269,605	46,647	291,239	2,607,491
Receivables (net of allowances for doubtful accounts):				
Accounts	907,947	460,029	213,950	1,581,926
Inventory of Supplies at Cost	288,577	17,069	2,556	308,202
Prepaid Items	15,183	2,057	260	17,500
Restricted Assets:				
Cash and Cash Equivalents	18,664	0	0	18,664
Investments	161,694	0	0	161,694
Property, Plant and Equipment	11,446,920	8,976,917	833,138	21,256,975
Less Accumulated Depreciation	(6,259,526)	(8,362,978)	(310,032)	(14,932,536)
Net Fixed Assets	5,187,394	613,939	523,106	6,324,439
Construction in Progress	266,277	56,079	0	322,356
Total Assets	<u>\$9,377,861</u>	<u>\$1,201,215</u>	<u>\$1,064,793</u>	<u>\$11,643,869</u>
<u>Liabilities and Fund Equity:</u>				
Liabilities:				
Accounts Payable	\$51,876	\$41,217	\$215	\$93,308
Accrued Wages and Benefits	93,840	60,262	23,201	177,303
Intergovernmental Payables	210	250	0	460
Accrued Interest Payable	49,836	0	0	49,836
Customer Deposits	180,394	0	0	180,394
Compensated Absences Payable	41,943	72,588	0	114,531
General Obligation Bonds Payable	3,540,000	0	0	3,540,000
Ohio Public Works Commission Loan Payable	0	0	29,649	29,649
Ohio Water Development Authority Loan Payable	0	898,106	0	898,106
Total Liabilities	<u>3,958,099</u>	<u>1,072,423</u>	<u>53,065</u>	<u>5,083,587</u>
Fund Equity:				
Contributed Capital	4,464,405	3,390,346	0	7,854,751
Retained Earnings/(Accumulated Deficit):				
Unreserved	955,357	(3,261,554)	1,011,728	(1,294,469)
Total Fund Equity	<u>5,419,762</u>	<u>128,792</u>	<u>1,011,728</u>	<u>6,560,282</u>
Total Liabilities and Fund Equity	<u>\$9,377,861</u>	<u>\$1,201,215</u>	<u>\$1,064,793</u>	<u>\$11,643,869</u>

THE CITY OF PORTSMOUTH, OHIO
COMBINING STATEMENT OF REVENUES, EXPENSES AND CHANGES IN RETAINED EARNINGS
ENTERPRISE FUNDS
FOR THE YEAR ENDED DECEMBER 31, 1999

	Water	Sewer	Sanitation	Totals
<u>Operating Revenues:</u>				
Charges for Service	\$4,395,156	\$2,406,776	\$1,101,161	\$7,903,093
Other Operating Revenues	4,547	330	0	4,877
Total Operating Revenues	4,399,703	2,407,106	1,101,161	7,907,970
<u>Operating Expenses:</u>				
Personal Services	1,802,537	1,175,683	493,846	3,472,066
Materials and Supplies	255,714	180,195	9,531	445,440
Contractual Services	1,072,797	607,496	360,020	2,040,313
Depreciation	249,565	105,821	35,996	391,382
Total Operating Expenses	3,380,613	2,069,195	899,393	6,349,201
Operating Income	1,019,090	337,911	201,768	1,558,769
<u>Non-Operating Revenues (Expenses):</u>				
Investment Earnings	19,179	0	0	19,179
Interest and Fiscal Charges	(96,954)	(86,207)	(1,044)	(184,205)
Total Non-Operating Revenues (Expenses)	(77,775)	(86,207)	(1,044)	(165,026)
Net Income	941,315	251,704	200,724	1,393,743
Retained Earnings/(Accumulated Deficit) at Beginning of Year	14,042	(3,513,258)	811,004	(2,688,212)
Retained Earnings/(Accumulated Deficit) at End of Year	<u>\$955,357</u>	<u>(\$3,261,554)</u>	<u>\$1,011,728</u>	<u>(\$1,294,469)</u>

*THE CITY OF PORTSMOUTH, OHIO
COMBINING STATEMENT OF CASH FLOWS
ENTERPRISE FUNDS
FOR THE YEAR ENDED DECEMBER 31, 1999*

	Water	Sewer	Sanitation	Total
<u>Cash Flows from Operating Activities:</u>				
Cash Received from Customers	\$4,216,432	\$2,276,992	\$1,034,311	\$7,527,735
Cash Payments for Goods and Services	(1,313,470)	(776,664)	(395,476)	(2,485,610)
Cash Payments to Employees	(1,801,484)	(1,180,838)	(494,234)	(3,476,556)
Customer Deposits Received	77,250	0	0	77,250
Customer Deposits Refunded	(63,577)	0	0	(63,577)
Net Cash Provided by Operating Activities	<u>1,115,151</u>	<u>319,490</u>	<u>144,601</u>	<u>1,579,242</u>
<u>Cash Flows from Capital and Related Financing Activities:</u>				
Acquisition and Construction of Assets	(297,226)	(80,330)	(92,283)	(469,839)
Principal Paid on General Obligation Bond	(235,000)	0	0	(235,000)
Principal Paid on Ohio Public Works Commission Loan	0	0	(6,877)	(6,877)
Principal Paid on Ohio Water Development Authority Loans	0	(217,121)	0	(217,121)
Interest Paid on All Debt	(204,778)	(86,207)	(1,044)	(292,029)
Net Cash Used by Capital and Related Financing Activities	<u>(737,004)</u>	<u>(383,658)</u>	<u>(100,204)</u>	<u>(1,220,866)</u>
<u>Cash Flows from Investing Activities</u>				
Receipt of Interest	25,579	0	0	25,579
Purchase of Investments	(2,431,299)	(46,647)	(291,239)	(2,769,185)
Net Cash Used for Investing Activities	<u>(2,405,720)</u>	<u>(46,647)</u>	<u>(291,239)</u>	<u>(2,743,606)</u>
Net Decrease in Cash and Cash Equivalents	(2,027,573)	(110,815)	(246,842)	(2,385,230)
Cash and Cash Equivalents at Beginning of Year	2,308,757	116,210	280,524	2,705,491
Cash and Cash Equivalents at End of Year	<u>\$281,184</u>	<u>\$5,395</u>	<u>\$33,682</u>	<u>\$320,261</u>

(Continued)

*THE CITY OF PORTSMOUTH, OHIO
 COMBINING STATEMENT OF CASH FLOWS
 ENTERPRISE FUNDS
 FOR THE YEAR ENDED DECEMBER 31, 1999*

	<u>Water</u>	<u>Sewer</u>	<u>Sanitation</u>	<u>Total</u>
<u>Reconciliation of Operating Income to Net Cash</u>				
<u>Provided by Operating Activities:</u>				
Operating Income	\$1,019,090	\$337,911	\$201,768	\$1,558,769
Adjustments to Reconcile Operating Income to				
Net Cash Provided by Operating Activities:				
Depreciation Expense	249,565	105,821	35,996	391,382
Changes in Assets and Liabilities:				
Increase in Accounts Receivable	(183,271)	(130,114)	(66,850)	(380,235)
Increase in Inventory	(10,876)	(3,662)	(980)	(15,518)
Increase in Prepaid Items	(15,183)	(2,057)	(260)	(17,500)
Increase (Decrease) in Accounts Payable	40,890	16,496	(24,685)	32,701
Decrease in Accrued Wages and Benefits	(3,114)	(2,989)	(388)	(6,491)
Increase in Intergovernmental Payable	210	250	0	460
Increase in Customer Deposits	13,673	0	0	13,673
Increase (Decrease) in Compensated Absences	4,167	(2,166)	0	2,001
Total Adjustments	<u>96,061</u>	<u>(18,421)</u>	<u>(57,167)</u>	<u>20,473</u>
Net Cash Provided by Operating Activities	<u>\$1,115,151</u>	<u>\$319,490</u>	<u>\$144,601</u>	<u>\$1,579,242</u>

Schedule of Noncash Investing, Capital and Financing Activities:

As of December 31, 1999, the Water and Sewer Funds had a liabilities of \$5,259 and \$9,240, respectively for certain capital assets.

INTERNAL SERVICE FUNDS

The internal service funds are used to account for the financing of goods or services provided by one department to other departments of the City on a cost-reimbursement basis.

Garage Revolving Fund

To account for the resources from billings for work done by the City garage for various departments of the City.

Store Room Revolving Fund

To account for the resources and expenditures to provide stationery and copies and supplies to various departments within the City.

Employees Insurance Account "B" Fund

To account for the accumulation and allocation of costs associated with insurance costs incurred by the City.

*THE CITY OF PORTSMOUTH, OHIO
COMBINING BALANCE SHEET
INTERNAL SERVICES FUNDS
DECEMBER 31, 1999*

	Garage Revolving	Store Room Revolving	Employee Insurance Account "B"	Total
<u>Assets:</u>				
Cash and Cash Equivalents	\$2,766	\$2,036	\$17,037	\$21,839
Investments	23,915	17,600	147,313	188,828
Inventory of Supplies at Cost	4,493	0	0	4,493
Prepaid Items	0	628	0	628
Total Assets	<u>\$31,174</u>	<u>\$20,264</u>	<u>\$164,350</u>	<u>\$215,788</u>
<u>Liabilities and Fund Equity:</u>				
Liabilities:				
Accounts Payable	\$8	\$0	\$0	\$8
Total Liabilities	<u>8</u>	<u>0</u>	<u>0</u>	<u>8</u>
Fund Equity:				
Retained Earnings:				
Unreserved	31,166	20,264	164,350	215,780
Total Fund Equity	<u>31,166</u>	<u>20,264</u>	<u>164,350</u>	<u>215,780</u>
Total Liabilities and Fund Equity	<u>\$31,174</u>	<u>\$20,264</u>	<u>\$164,350</u>	<u>\$215,788</u>

THE CITY OF PORTSMOUTH, OHIO
COMBINING STATEMENT OF REVENUES, EXPENSES AND CHANGES IN RETAINED EARNINGS
INTERNAL SERVICES FUNDS
FOR THE YEAR ENDED DECEMBER 31, 1999

	Garage Revolving	Store Room Revolving	Employee Insurance Account "B"	Total
<u>Operating Revenues:</u>				
Charges for Service	\$412,599	\$9,429	\$18,786	\$440,814
Other Operating Revenues	3,154	0	0	3,154
Total Operating Revenues	415,753	9,429	18,786	443,968
<u>Operating Expenses:</u>				
Personal Services	170,861	0	2,143	173,004
Materials and Supplies	264,517	0	0	264,517
Contractual Services	32,681	7,128	0	39,809
Total Operating Expenses	468,059	7,128	2,143	477,330
Net Income (Loss)	(52,306)	2,301	16,643	(33,362)
Retained Earnings at Beginning of Year	83,472	17,963	147,707	249,142
Retained Earnings at End of Year	\$31,166	\$20,264	\$164,350	\$215,780

*THE CITY OF PORTSMOUTH, OHIO
COMBINING STATEMENT OF CASH FLOWS
INTERNAL SERVICE FUNDS
FOR THE YEAR ENDED DECEMBER 31, 1999*

	<u>Garage Revolving</u>	<u>Store Room Revolving</u>	<u>Employee Insurance Account "B"</u>	<u>Total</u>
<u>Cash Flows from Operating Activities:</u>				
Cash Received from Customers	\$415,753	\$9,429	\$18,786	\$443,968
Cash Payments for Goods and Services	(304,094)	(7,756)	0	(311,850)
Cash Payments to Employees	(180,287)	0	(2,143)	(182,430)
Net Cash Provided (Used) by Operating Activities	<u>(68,628)</u>	<u>1,673</u>	<u>16,643</u>	<u>(50,312)</u>
<u>Cash Flows from Investing Activities</u>				
Purchase of Investments	(23,915)	(17,600)	(147,313)	(188,828)
Net Cash Used for Investing Activities	<u>(23,915)</u>	<u>(17,600)</u>	<u>(147,313)</u>	<u>(188,828)</u>
Net Decrease in Cash and Cash Equivalents	(92,543)	(15,927)	(130,670)	(239,140)
Cash and Cash Equivalents at Beginning of Year	95,309	17,963	147,707	260,979
Cash and Cash Equivalents at End of Year	<u>\$2,766</u>	<u>\$2,036</u>	<u>\$17,037</u>	<u>\$21,839</u>
<u>Reconciliation of Operating Income (Loss) to Net Cash Provided (Used) by Operating Activities:</u>				
Operating Income (Loss)	(\$52,306)	\$2,301	\$16,643	(\$33,362)
Adjustments to Reconcile Operating Income (Loss) to Net Cash Provided (Used) by Operating Activities:				
Changes in Assets and Liabilities:				
Decrease in Inventory	1,261	0	0	1,261
Increase in Prepaid Items	0	(628)	0	(628)
Decrease in Accounts Payable	(8,157)	0	0	(8,157)
Decrease in Accrued Wages and Benefits	(9,426)	0	0	(9,426)
Total Adjustments	<u>(16,322)</u>	<u>(628)</u>	<u>0</u>	<u>(16,950)</u>
Net Cash Provided (Used) by Operating Activities	<u>(\$68,628)</u>	<u>\$1,673</u>	<u>\$16,643</u>	<u>(\$50,312)</u>

FIDUCIARY FUND TYPES

Fiduciary fund types are used to account for assets held by the City in a trustee capacity or as an agent for individuals, private organizations, other governmental units and/or other funds.

EXPENDABLE TRUST FUNDS

Council Trust for Recreation Fund

To account for revenue from investment interest, rents, leases and user fees from various City recreational facilities and expenditures for improvements to these same facilities.

Unclaimed Monies Fund

To account for revenue from voided and unpaid City checks and to pay claims upon request for unpaid checks.

Playground Trust Fund

To account for revenue and expenditures of interest earned on investment of specific bequests to the City to provide recreational needs for the City.

NONEXPENDABLE TRUST FUNDS

Cemetery Trust Fund

To account for revenue received from investment of specified bequests to the City for upkeep of Cemetery plots. Expenditures to be made only from interest earned on investments.

Mausoleum Trust Fund

To account for revenue received from investment of specified bequests to the City for upkeep of the Mausoleum. Expenditures to be made only from interest earned on investments.

(Continued)

FIDUCIARY FUND TYPES

AGENCY FUNDS

Performance Bonds Fund

To account for funds placed in escrow for various construction projects.

Law Library Fund

To account for revenue and expenditures of State Patrol fines to the County Law Library.

Ohio Board of Building Standards Fund

To account for funds from the three percent (3%) fees as required by Ohio Revised Code.

Municipal Court Fund

To account for funds that flow through the municipal court office.

Insurance Fund

To account for insurance premiums paid for employee's health insurance coverage. (The Balance Sheet is not presented because there are no assets or liabilities at year end.)

THE CITY OF PORTSMOUTH, OHIO
COMBINING BALANCE SHEET
FIDUCIARY FUNDS
DECEMBER 31, 1999

	<i>Expendable Trust Funds</i>			<i>Nonexpendable Trust Funds</i>	
	Council Trust for Recreation	Unclaimed Monies	Playground Trust	Cemetery Trust	Mausoleum Trust
<u>Assets:</u>					
Cash and Cash Equivalents	\$23,207	\$4,118	\$549	\$0	\$0
Investments	450,000	35,610	4,747	0	0
Receivables (net of allowance for doubtful accounts):					
Accounts	0	0	0	0	0
Interest	6,435	0	0	1,710	0
Due from Other Funds	0	0	0	2,700	1,229
Restricted Assets:					
Cash and Cash Equivalents	0	0	0	47,102	339
Investments	0	0	0	120,000	2,936
Total Assets	<u>\$479,642</u>	<u>\$39,728</u>	<u>\$5,296</u>	<u>\$171,512</u>	<u>\$4,504</u>
<u>Liabilities and Fund Equity:</u>					
Liabilities:					
Accrued Wages and Benefits	\$83	\$0	\$0	\$0	\$0
Due to Other Funds	0	0	0	0	0
Intergovernmental Payables	0	0	0	0	0
Due to Others	0	0	0	0	0
Claimant Liability	0	31,162	0	0	0
Total Liabilities	<u>83</u>	<u>31,162</u>	<u>0</u>	<u>0</u>	<u>0</u>
Fund Equity:					
Reserved for Endowments	0	0	0	22,339	4,504
Unreserved - Undesignated	479,559	8,566	5,296	149,173	0
Total Fund Equity	<u>479,559</u>	<u>8,566</u>	<u>5,296</u>	<u>171,512</u>	<u>4,504</u>
Total Liabilities and Fund Equity	<u>\$479,642</u>	<u>\$39,728</u>	<u>\$5,296</u>	<u>\$171,512</u>	<u>\$4,504</u>

THE CITY OF PORTSMOUTH, OHIO
 COMBINING BALANCE SHEET
 FIDUCIARY FUNDS
 DECEMBER 31, 1999

<i>Agency Funds</i>				
Performance Bonds	Law Library	Ohio Board of Building Standards	Municipal Court	Totals
\$0	\$0	\$0	\$0	\$27,874
0	0	0	0	490,357
0	0	0	2,262,222	2,262,222
0	0	0	0	8,145
0	9,274	0	0	13,203
6,874	28,497	366	305,984	389,162
0	0	0	0	122,936
<u>\$6,874</u>	<u>\$37,771</u>	<u>\$366</u>	<u>\$2,568,206</u>	<u>\$3,313,899</u>
\$0	\$0	\$0	\$0	\$83
0	0	0	117,500	117,500
0	0	0	77,624	77,624
6,874	37,771	366	2,373,082	2,418,093
0	0	0	0	31,162
<u>6,874</u>	<u>37,771</u>	<u>366</u>	<u>2,568,206</u>	<u>2,644,462</u>
0	0	0	0	26,843
0	0	0	0	642,594
0	0	0	0	669,437
<u>\$6,874</u>	<u>\$37,771</u>	<u>\$366</u>	<u>\$2,568,206</u>	<u>\$3,313,899</u>

THE CITY OF PORTSMOUTH, OHIO
COMBINING STATEMENT OF REVENUES, EXPENDITURES AND CHANGES IN FUND BALANCES
EXPENDABLE TRUST FUNDS
FOR THE YEAR ENDED DECEMBER 31, 1999

	Council Trust for Recreation	Unclaimed Monies	Playground Trust	Totals
<u>Revenues:</u>				
Charges for Services	\$36,406	\$0	\$0	\$36,406
Investment Earnings	20,732	0	0	20,732
All Other Revenue	297,223	0	0	297,223
Total Revenues	354,361	0	0	354,361
<u>Expenditures:</u>				
Leisure Time Activities	15,596	0	0	15,596
General Government	444,036	0	0	444,036
Total Expenditures	459,632	0	0	459,632
Excess (Deficiency) of Revenues Over (Under) Expenditures	(105,271)	0	0	(105,271)
<u>Other Financing Sources (Uses):</u>				
Operating Transfers In	104,748	0	0	104,748
Operating Transfers Out	(1,025)	0	0	(1,025)
Total Other Financing Sources (Uses)	103,723	0	0	103,723
Excess (Deficiency) of Revenues and Other Financing Sources Over (Under) Expenditures and Other Financing Uses	(1,548)	0	0	(1,548)
Fund Balance at Beginning of Year	481,107	8,566	5,296	494,969
Fund Balance at End of Year	\$479,559	\$8,566	\$5,296	\$493,421

*THE CITY OF PORTSMOUTH, OHIO
 COMBINING STATEMENT OF REVENUES, EXPENSES AND CHANGES IN FUND BALANCES
 NONEXPENDABLE TRUST FUNDS
 FOR THE YEAR ENDED DECEMBER 31, 1999*

	Cemetery Trust	Mausoleum Trust	Totals
<u>Revenues:</u>			
Charges for Services	\$16,200	\$0	\$16,200
Investment Earnings	5,378	278	5,656
Total Revenues	<u>21,578</u>	<u>278</u>	<u>21,856</u>
<u>Expenses:</u>			
Contractual Services	0	6,575	6,575
Total Expenses	<u>0</u>	<u>6,575</u>	<u>6,575</u>
Net Income (Loss)	21,578	(6,297)	15,281
Fund Balance at Beginning of Year	<u>149,934</u>	<u>10,801</u>	<u>160,735</u>
Fund Balance at End of Year	<u><u>\$171,512</u></u>	<u><u>\$4,504</u></u>	<u><u>\$176,016</u></u>

*THE CITY OF PORTSMOUTH, OHIO
 COMBINING STATEMENT OF CASH FLOWS
 NONEXPENDABLE TRUST FUNDS
 FOR THE YEAR ENDED DECEMBER 31, 1999*

	Cemetery Trust	Mausoleum Trust	Total
<u>Cash Flows from Operating Activities:</u>			
Cash Received from Customers	\$13,500	\$0	\$13,500
Cash Payments For Goods and Services	0	(7,804)	(7,804)
Net Cash Provided (Used) by Operating Activities	<u>13,500</u>	<u>(7,804)</u>	<u>5,696</u>
<u>Cash Flows from Investing Activities:</u>			
Receipts of Interest	3,908	278	4,186
Purchase of Investment	(120,000)	(2,936)	(122,936)
Net Cash Used for Investing Activities	<u>(116,092)</u>	<u>(2,658)</u>	<u>(118,750)</u>
Net Decrease in Cash and Cash Equivalents	(102,592)	(10,462)	(113,054)
Cash and Cash Equivalents at Beginning of Year	149,694	10,801	160,495
Cash and Cash Equivalents at End of Year	<u>\$47,102</u>	<u>\$339</u>	<u>\$47,441</u>
<u>Reconciliation of Operating Income (Loss) to Net Cash Provided (Used) by Operating Activities:</u>			
Operating Income (Loss)	\$21,578	(\$6,297)	\$15,281
Adjustments to Reconcile Operating Income (Loss) to Net Cash Provided (Used) by Operating Activities:			
Investment Earnings	(5,378)	(278)	(5,656)
Changes in Assets and Liabilities:			
Increase in Due from Other Funds	(2,700)	(1,229)	(3,929)
Total Adjustments	<u>(8,078)</u>	<u>(1,507)</u>	<u>(9,585)</u>
Net Cash Provided (Used) by Operating Activities	<u>\$13,500</u>	<u>(\$7,804)</u>	<u>\$5,696</u>

*THE CITY OF PORTSMOUTH, OHIO
COMBINING STATEMENT OF CHANGES IN ASSETS AND LIABILITIES
AGENCY FUNDS
FOR THE YEAR ENDED DECEMBER 31, 1999*

	Balance December 31, 1998	Additions	Deductions	Balance December 31, 1999
<u>Performance Bonds Fund</u>				
Restricted Assets:				
Cash and Cash Equivalents	\$5,462	\$18,285	(\$16,873)	\$6,874
Total Assets	<u>\$5,462</u>	<u>\$18,285</u>	<u>(\$16,873)</u>	<u>\$6,874</u>
Liabilities:				
Due to Others	\$5,462	\$18,285	(\$16,873)	\$6,874
Total Liabilities	<u>\$5,462</u>	<u>\$18,285</u>	<u>(\$16,873)</u>	<u>\$6,874</u>
 <u>Law Library Fund</u>				
Assets:				
Due from Other Funds	\$5,425	\$9,274	(\$5,425)	\$9,274
Restricted Assets:				
Cash and Cash Equivalents	4,739	58,560	(34,802)	28,497
Total Assets	<u>\$10,164</u>	<u>\$67,834</u>	<u>(\$40,227)</u>	<u>\$37,771</u>
Liabilities:				
Due to Others	\$10,164	\$67,834	(\$40,227)	\$37,771
Total Liabilities	<u>\$10,164</u>	<u>\$67,834</u>	<u>(\$40,227)</u>	<u>\$37,771</u>
 <u>Ohio Board of Building Standards Fund</u>				
Restricted Assets:				
Cash and Cash Equivalents	\$367	\$1,063	(\$1,064)	\$366
Total Assets	<u>\$367</u>	<u>\$1,063</u>	<u>(\$1,064)</u>	<u>\$366</u>
Liabilities:				
Due to Others	\$367	\$1,063	(\$1,064)	\$366
Total Liabilities	<u>\$367</u>	<u>\$1,063</u>	<u>(\$1,064)</u>	<u>\$366</u>
 <u>Municipal Court</u>				
Assets:				
Accounts Receivable	\$2,238,963	\$2,262,222	(\$2,238,963)	\$2,262,222
Restricted Assets:				
Cash and Cash Equivalents	160,870	1,857,654	(1,712,540)	305,984
Total Assets	<u>\$2,399,833</u>	<u>\$4,119,876</u>	<u>(\$3,951,503)</u>	<u>\$2,568,206</u>
Liabilities:				
Due to Other Funds	\$63,096	\$902,493	(\$848,089)	\$117,500
Intergovernmental Payables	51,268	558,994	(532,638)	77,624
Due to Others	2,285,469	2,658,389	(2,570,776)	2,373,082
Total Liabilities	<u>\$2,399,833</u>	<u>\$4,119,876</u>	<u>(\$3,951,503)</u>	<u>\$2,568,206</u>

(Continued)

THE CITY OF PORTSMOUTH, OHIO
COMBINING STATEMENT OF CHANGES IN ASSETS AND LIABILITIES
AGENCY FUNDS
FOR THE YEAR ENDED DECEMBER 31, 1999

	Balance December 31, 1998	Additions	Deductions	Balance December 31, 1999
<u>Insurance Fund</u>				
Assets:				
Cash and Cash Equivalents	\$0	\$1,548,170	(\$1,548,170)	\$0
Total Assets	<u>\$0</u>	<u>\$1,548,170</u>	<u>(\$1,548,170)</u>	<u>\$0</u>
Liabilities:				
Due to Others	\$0	\$1,548,170	(\$1,548,170)	\$0
Total Liabilities	<u>\$0</u>	<u>\$1,548,170</u>	<u>(\$1,548,170)</u>	<u>\$0</u>
 <u>Totals - All Agency Funds</u>				
Assets:				
Accounts Receivable	\$2,238,963	\$2,262,222	(\$2,238,963)	\$2,262,222
Due from Other Funds	5,425	9,274	(5,425)	9,274
Restricted Assets:				
Cash and Cash Equivalents	171,438	3,483,732	(3,313,449)	341,721
Total Assets	<u>\$2,415,826</u>	<u>\$5,755,228</u>	<u>(\$5,557,837)</u>	<u>\$2,613,217</u>
Liabilities:				
Due to Other Funds	\$63,096	\$902,493	(\$848,089)	\$117,500
Intergovernmental Payables	51,268	558,994	(532,638)	77,624
Due to Others	2,301,462	4,293,741	(4,177,110)	2,418,093
Total Liabilities	<u>\$2,415,826</u>	<u>\$5,755,228</u>	<u>(\$5,557,837)</u>	<u>\$2,613,217</u>

General Fixed Assets Account Group

The General Fixed Assets Account Group is used to account for fixed assets other than those accounted for in the Proprietary Funds.

THE CITY OF PORTSMOUTH, OHIO
SCHEDULE OF GENERAL FIXED ASSETS
BY SOURCE
DECEMBER 31, 1999

General Fixed Assets

Land	\$576,975
Buildings and Improvements	2,277,178
Land Improvements	836,233
Machinery and Equipment	7,458,142
Construction in Progress	408,132
	<hr/>
Total General Fixed Assets	<u>\$11,556,660</u>

Investment in General Fixed Assets

General Fund	\$185,749
Special Revenue Funds	884,846
Capital Projects Funds	10,181,135
Expendable Trust Funds	166,305
Proprietary Funds	44,157
Internal Service Funds	4,814
Grants	81,654
Donated	8,000
	<hr/>
Total Investment in General Fixed Assets	<u>\$11,556,660</u>

*THE CITY OF PORTSMOUTH, OHIO
SCHEDULE OF GENERAL FIXED ASSETS
BY CATEGORY
DECEMBER 31, 1999*

<u>Function and Activity</u>	<u>Land</u>	<u>Buildings</u>	<u>Improvements Other Than Buildings</u>	<u>Machinery and Equipment</u>	<u>Construction in Progress</u>	<u>Totals</u>
<u>General Government:</u>						
City Council	\$50,078	\$213,637	\$0	\$32,883	\$32,732	\$329,330
Executive	0	351,475	0	310,906	91,315	753,696
Legal	0	0	0	17,785	0	17,785
Finance	0	0	0	84,005	0	84,005
Municipal Court	0	0	0	327,957	0	327,957
Income Tax	0	0	0	45,671	0	45,671
Engineering	0	8,936	0	520,136	0	529,072
Public Service	0	6,000	284,085	305,974	284,085	880,144
City Garage	625	0	0	155,743	0	156,368
Total	<u>50,703</u>	<u>580,048</u>	<u>284,085</u>	<u>1,801,060</u>	<u>408,132</u>	<u>3,124,028</u>
<u>Security of Persons and Property:</u>						
Police	3,644	1,649	0	1,414,552	0	1,419,845
Fire	200,031	526,787	2,000	1,898,478	0	2,627,296
Flood Defense	0	5,425	367,578	67,030	0	440,033
Total	<u>203,675</u>	<u>533,861</u>	<u>369,578</u>	<u>3,380,060</u>	<u>0</u>	<u>4,487,174</u>
<u>Transportation:</u>						
General Street Construction	0	0	0	863,242	0	863,242
<u>Public Health and Welfare:</u>						
Cemetery	17,632	122,998	0	168,248	0	308,878
Air Pollution	0	12,174	0	442,097	0	454,271
Health	0	0	0	262,895	0	262,895
Total	<u>17,632</u>	<u>135,172</u>	<u>0</u>	<u>873,240</u>	<u>0</u>	<u>1,026,044</u>
<u>Leisure Time Activities:</u>						
Recreation	304,965	676,730	141,591	50,061	0	1,173,347
<u>Community Environment:</u>						
Community Development	0	0	0	60,739	0	60,739
Grounds Maintenance	0	351,367	40,979	429,740	0	822,086
Total	<u>0</u>	<u>351,367</u>	<u>40,979</u>	<u>490,479</u>	<u>0</u>	<u>882,825</u>
Total General Fixed Assets	<u>\$576,975</u>	<u>\$2,277,178</u>	<u>\$836,233</u>	<u>\$7,458,142</u>	<u>\$408,132</u>	<u>\$11,556,660</u>

THE CITY OF PORTSMOUTH, OHIO
SCHEDULE OF CHANGES IN GENERAL FIXED ASSETS
BY FUNCTION AND ACTIVITY
FOR THE YEAR ENDED DECEMBER 31, 1999

Function and Activity	December 31, 1998	Additions	Deletions	December 31, 1999
<u>General Government:</u>				
City Council	\$297,699	\$31,631	\$0	\$329,330
Executive	296,962	456,734	0	753,696
Legal	14,860	2,925	0	17,785
Finance	84,005	0	0	84,005
Municipal Court	310,998	16,959	0	327,957
Income Tax	45,671	0	0	45,671
Engineering	487,493	41,579	0	529,072
Public Service	405,819	474,325	0	880,144
City Garage	142,934	13,434	0	156,368
Total	<u>2,086,441</u>	<u>1,037,587</u>	<u>0</u>	<u>3,124,028</u>
<u>Security of Persons and Property:</u>				
Police	1,302,371	117,474	0	1,419,845
Fire	2,573,943	70,253	(16,900)	2,627,296
Flood Defense	418,168	21,865	0	440,033
Total	<u>4,294,482</u>	<u>209,592</u>	<u>(16,900)</u>	<u>4,487,174</u>
<u>Transportation:</u>				
General Street Construction	863,242	0	0	863,242
<u>Public Health and Welfare:</u>				
Cemetery	214,563	94,315	0	308,878
Air Pollution	417,590	40,406	(3,725)	454,271
Health	224,738	38,157	0	262,895
Total	<u>856,891</u>	<u>172,878</u>	<u>(3,725)</u>	<u>1,026,044</u>
<u>Leisure Time Activities:</u>				
Recreation	1,173,347	0	0	1,173,347
<u>Community Environment:</u>				
Community Development	26,694	34,045	0	60,739
Grounds Maintenance	836,586	0	(14,500)	822,086
Total	<u>863,280</u>	<u>34,045</u>	<u>(14,500)</u>	<u>882,825</u>
Total General Fixed Assets	<u>\$10,137,683</u>	<u>\$1,454,102</u>	<u>(\$35,125)</u>	<u>\$11,556,660</u>

STATISTICAL TABLES

THE FOLLOWING UNAUDITED STATISTICAL TABLES REFLECT SOCIAL AND ECONOMIC DATA, FINANCIAL TRENDS AND FISCAL CAPACITY OF THE CITY.

THE CITY OF PORTSMOUTH, OHIO
GENERAL GOVERNMENTAL EXPENDITURES BY FUNCTION (1)
LAST TEN YEARS

Year	Security of Persons and Property	Public Health and Welfare	Leisure Time Activities	Community Development	Trans- portation	General Government	Capital Outlay	Debt Service	Other Expenditures	Total
1990	\$3,862,643	\$1,163,529	\$26,833	\$774,329	\$894,734	\$1,193,052	\$50,400	\$237,513	\$131,519	\$8,334,552
1991	4,455,326	1,240,332	45,846	870,875	977,874	1,608,788	44,058	206,221	11,896	9,461,216
1992	4,605,145	1,438,392	33,241	1,273,292	982,343	1,313,776	27,837	202,415	10,410	9,886,851
1993	4,953,160	1,506,893	32,896	1,343,850	750,653	1,612,184	160,789	181,169	44,380	10,585,974
1994	5,129,491	1,550,378	35,155	906,211	766,076	1,705,419	248,111	142,324	35,789	10,518,954
1995	5,551,715	1,723,341	31,301	947,433	821,275	1,777,814	0	147,919	23,143	11,023,941
1996	5,500,828	2,002,293	26,000	407,838	956,992	1,712,984	18,727	354,522	376,515	11,356,699
1997	6,153,104	2,230,704	31,530	875,748	869,675	2,093,090	0	273,230	0	12,527,081
1998	5,582,700	2,131,045	31,894	620,186	1,272,074	2,381,353	0	149,219	0	12,168,471
1999	6,164,798	2,223,463	0	629,626	1,232,025	2,796,094	0	149,017	0	13,195,023

(1) Includes General Fund, Special Revenue Funds and Debt Service Funds
Beginning in 1997 Capital Outlay and Other Expenditures are included as part of the function

THE CITY OF PORTSMOUTH, OHIO
GENERAL GOVERNMENTAL REVENUES BY SOURCE (1)
LAST TEN YEARS

Year	Inter-Governmental		Charges for Service		Licenses and Permits	Investment Earnings	Special Assessments	Fines and Forfeitures	All Other	Total
	Taxes	Revenue	Service							
1990	\$6,411,711	\$1,344,507	\$25,180	\$145,633	\$419,603	\$0	\$676,762	\$313,564	\$9,336,960	
1991	6,380,507	1,459,760	33,125	423,649	306,669	0	546,947	34,194	9,184,851	
1992	5,502,971	2,735,244	138,584	462,628	196,822	0	502,682	134,902	9,673,833	
1993	5,789,641	3,735,129	70,706	469,353	121,467	0	579,287	214,955	10,980,538	
1994	5,336,650	3,576,812	204,923	158,172	258,449	142,673	708,961	230,979	10,617,619	
1995	5,455,624	3,925,048	242,290	150,948	444,030	176,846	803,757	166,279	11,364,822	
1996	6,523,779	3,020,356	646,521	369,651	243,060	153,023	526,276	74,512	11,557,178	
1997	5,937,500	5,437,149	159,324	181,608	225,588	155,328	639,164	418,313	13,153,974	
1998	6,278,109	5,193,377	311,426	135,488	348,187	153,762	759,546	980,986	14,160,881	
1999	6,362,924	5,523,929	482,319	143,608	297,843	150,666	886,273	302,438	14,150,000	

(1) Includes General Fund, Special Revenue Funds and Debt Service Funds

THE CITY OF PORTSMOUTH, OHIO
PROPERTY TAX LEVIES AND COLLECTIONS
LAST TEN YEARS

Collection Year	Total Tax Levy	Current Tax Collections	Delinquent Tax Collections	Total Tax Collections	Percent of Total Tax Collections To Tax Levy		Accumulated Outstanding Delinquent Taxes	Percentage of Accumulated Delinquent Taxes to Total Tax Levy
					Total Tax Collections	To Tax Levy		
1990	\$1,500,130	\$1,522,099	\$67,747	\$1,589,846	105.98%		\$120,423	8.03%
1991	1,670,015	1,594,138	83,151	1,677,289	100.44%		127,522	7.64%
1992	1,422,071	1,126,552	52,380	1,178,932	82.90%		130,285	9.16%
1993	1,550,660	1,231,188	56,604	1,287,792	83.05%		138,984	8.96%
1994	1,591,789	1,267,021	64,375	1,331,396	83.64%		143,747	9.03%
1995	1,646,035	1,301,373	56,857	1,358,230	82.52%		154,741	9.40%
1996	1,672,774	1,242,636	88,206	1,330,842	79.56%		184,250	11.01%
1997	1,722,059	1,275,753	53,156	1,328,909	77.17%		206,764	12.01%
1998	1,752,294	1,267,799	65,714	1,333,513	76.10%		209,353	11.95%
1999	2,003,568	1,703,494	84,586	1,788,080	89.24%		215,489	10.76%

Source: Scioto County Auditor

*THE CITY OF PORTSMOUTH, OHIO
TANGIBLE TAX COLLECTED
LAST TEN YEARS*

<u>Year Paid</u>	<u>Amount</u>
1990	\$140,405
1991	189,088
1992	161,417
1993	162,445
1994	166,956
1995	258,316
1996	268,551
1997	252,094
1998	286,439
1999	284,762

Source: Scioto County Auditor

THE CITY OF PORTSMOUTH, OHIO
ASSESSED VALUATIONS AND ESTIMATED TRUE VALUES
OF TAXABLE PROPERTY
LAST TEN YEARS

Tax Year	Real Property		Public Utility Personal		Tangible Personal Property		Total		Assessed Value as a Percent of Actual Value
	Assessed	Actual	Assessed	Actual	Assessed	Actual	Assessed	Actual	
1990	\$115,249,230	\$329,283,514	\$19,173,710	\$19,173,710	\$20,750,027	\$74,107,239	\$155,172,967	\$422,564,463	36.72%
1991	116,132,210	331,816,314	19,909,560	19,909,560	20,492,236	75,897,170	156,534,006	427,623,044	36.61%
1992	130,634,100	373,240,286	21,782,390	21,782,390	19,325,812	74,330,046	171,742,302	469,352,722	36.59%
1993	130,246,900	372,134,000	21,834,250	21,834,250	19,746,437	78,985,748	171,827,587	472,953,998	36.33%
1994	130,247,500	372,135,714	22,617,210	22,617,210	19,508,895	78,035,580	172,373,605	472,788,504	36.46%
1995	133,642,900	381,836,857	21,001,600	21,001,600	20,777,570	83,110,280	175,422,070	485,948,737	36.10%
1996	133,504,450	381,441,286	20,350,420	20,350,420	21,938,600	87,754,400	175,793,470	489,546,106	35.91%
1997	133,223,830	380,639,517	19,590,920	19,590,920	21,359,650	85,438,600	174,174,400	485,669,037	35.86%
1998	149,596,150	427,417,570	20,887,470	20,887,470	22,480,710	89,922,840	192,964,330	538,227,880	35.85%
1999	148,070,350	423,058,143	19,303,220	19,303,220	23,251,320	93,005,280	190,624,890	535,366,643	35.61%

Source: Scioto County Auditor

THE CITY OF PORTSMOUTH, OHIO
PROPERTY TAX RATES - DIRECT AND OVERLAPPING GOVERNMENTS
(PER \$1,000 OF ASSESSED VALUATIONS)
LAST TEN YEARS

Collection Year	City of Portsmouth										Scioto County	Total
	General Fund	Bond Payment Fund	Fire Pension Fund	Police Pension Fund	Flood Defense Fund	Total City	Portsmouth School District	Scioto County Joint Vocational School District	Scioto County			
1990	7.95	2.60	0.30	0.30	0.00	11.15	34.32	4.57	8.09	58.13		
1991	7.95	2.60	0.30	0.30	0.00	11.15	34.32	4.57	8.09	58.13		
1992	7.95	2.60	0.30	0.30	1.00	12.15	34.32	4.63	8.09	59.19		
1993	8.15	2.60	0.30	0.30	1.00	12.35	34.32	4.63	7.68	58.98		
1994	8.15	2.60	0.30	0.30	1.00	12.35	34.53	4.37	7.68	58.93		
1995	8.15	2.60	0.30	0.30	1.00	12.35	34.53	5.37	7.98	60.23		
1996	8.15	2.60	0.30	0.30	1.00	12.35	34.53	5.37	7.98	60.23		
1997	8.15	2.60	0.30	0.30	1.00	12.35	34.53	5.37	7.98	60.23		
1998	8.15	2.60	0.30	0.30	1.00	12.35	34.53	5.37	7.98	60.23		
1999	8.15	2.50	0.30	0.30	1.00	12.25	34.53	5.37	7.98	60.13		

Source: Scioto County Auditor
Scioto County Treasurer

*CITY OF PORTSMOUTH, OHIO
SPECIAL ASSESSMENT BILLINGS AND COLLECTIONS
LAST TEN YEARS*

Collection Year	Amount Billed	Amount Collected	Percent Collected
1990	N/A	N/A	0.00%
1991	N/A	N/A	0.00%
1992	N/A	N/A	0.00%
1993	N/A	N/A	0.00%
1994	\$148,270	\$142,673	96.23%
1995	392,794	160,493	40.86%
1996	423,642	160,622	37.91%
1997	475,990	181,440	38.12%
1998	154,496	150,974	97.72%
1999	168,238	180,069	107.03%

These figures represent amounts certified to and collected by the Scioto County Auditor.
Source: Scioto County, Ohio: County Auditor

THE CITY OF PORTSMOUTH, OHIO
COMPUTATION OF LEGAL DEBT MARGIN
DECEMBER 31, 1999

	Total Debt	Unvoted Debt
Net Assessed Valuation	\$190,624,890	\$190,624,890
Legal Debt Limitation (%) (1)	10.50%	5.50%
Legal Debt Limitation (\$) (1)	20,015,613	10,484,369
Applicable City Debt Outstanding (2)	0	0
Less: Applicable Debt Service Fund Amounts	(1,158,517)	(1,158,517)
Net Indebtedness Subject to Limitation	0	0
Legal Debt Margin	\$20,015,613	\$10,484,369

(1) Direct Debt Limitation Based Upon Section 133, The Uniform Bond Act of the Ohio Revised Code
(2) City Debt Outstanding Includes Non Self-Supporting General Obligation Notes and Bonds Only
Enterprise Debt is Not Considered in the Computation of the Legal Debt Margin

THE CITY OF PORTSMOUTH, OHIO
RATIO OF NET GENERAL OBLIGATION BONDED DEBT TO ASSESSED
VALUE AND NET GENERAL OBLIGATION BONDED DEBT PER CAPITA
LAST TEN YEARS

Year	Population (1)	Assessed Value (2)	Gross Bonded Debt (3)	Debt Service Funds Available	Net Bonded Debt	Ratio of	
						Net Bonded Debt to Assessed Valuation	Net Bonded Debt Per Capita
1990	22,676	\$155,172,967	\$480,000	\$67,968	\$412,032	0.27%	\$18.17
1991	22,676	156,534,006	325,000	41,237	283,763	0.18%	12.51
1992	22,676	171,742,302	170,000	234,425	0	0.00%	0.00
1993	22,676	171,827,587	0	328,161	0	0.00%	0.00
1994	22,676	172,373,605	0	433,095	0	0.00%	0.00
1995	22,676	175,422,070	0	698,595	0	0.00%	\$0.00
1996	22,676	175,793,470	0	645,596	0	0.00%	\$0.00
1997	22,676	174,174,400	0	778,312	0	0.00%	\$0.00
1998	22,676	192,964,330	0	669,529	0	0.00%	\$0.00
1999	22,676	190,624,890	0	1,158,517	0	0.00%	\$0.00

(1) Source: U.S. Bureau of Census, Federal 1990 Census

(2) Source: Scioto County Auditor

(3) Includes all general obligation bonded debt supported by property taxes

THE CITY OF PORTSMOUTH, OHIO
RATIO OF ANNUAL DEBT SERVICE EXPENDITURES
FOR GENERAL OBLIGATION BONDED DEBT TO TOTAL GENERAL GOVERNMENTAL EXPENDITURES
LAST TEN YEARS

Year	Debt Principal	Debt Interest	Total Debt Service	Total General Governmental Expenditures	Ratio of Tax Debt Service to General Fund Expenditures
1990	\$155,000	\$82,513	\$237,513	\$8,334,552	2.85%
1991	155,000	51,221	206,221	9,461,216	2.18%
1992	155,000	47,415	202,415	9,886,851	2.05%
1993	0	0	0	10,585,974	0.00%
1994	0	0	0	10,518,954	0.00%
1995	0	0	0	11,023,941	0.00%
1996	0	0	0	11,356,699	0.00%
1997	0	0	0	12,527,081	0.00%
1998	0	0	0	12,168,471	0.00%
1999	0	0	0	13,195,023	0.00%

THE CITY OF PORTSMOUTH, OHIO
COMPUTATION OF ALL DIRECT AND OVERLAPPING GOVERNMENTAL DEBT
DECEMBER 31, 1999

Jurisdiction	Net Debt Outstanding	Percentage Applicable to City of Portsmouth	Amount Applicable to City of Portsmouth
Direct			
City of Portsmouth	\$0	100.00%	\$0
Overlapping Subdivisions			
Portsmouth City School District	0	94.85%	0
Scioto County	12,637,270	28.20%	3,563,710
		Subtotal	3,563,710
		Total	\$3,563,710

Source: Ohio Municipal Advisory Council

THE CITY OF PORTSMOUTH, OHIO
REVENUE BOND COVERAGE - WATER MORTGAGE BONDS
LAST TEN YEARS

Year	Gross Revenues	Direct Operating Expenses (1)	Net Revenue Available For Debt Service	Debt Service Requirement	Coverage
1990	\$2,508,605	\$2,222,609	\$285,996	\$220,295	1.30
1991	2,733,867	2,437,459	296,408	224,625	1.32
1992	2,626,695	2,413,195	213,500	233,640	0.91
1993	2,662,472	2,760,427	(97,955)	237,080	(0.41)
1994	3,150,566	2,671,403	479,163	0	N/A
1995	3,089,897	3,227,120	(137,223)	0	N/A
1996	4,087,239	4,069,622	17,617	0	N/A
1997	3,366,141	2,917,188	448,953	0	N/A
1998	3,877,192	3,031,008	846,184	0	N/A
1999	4,418,882	3,131,048	1,287,834	0	N/A

(1) Total expenses include operating expenses less depreciation

*THE CITY OF PORTSMOUTH, OHIO
DEMOGRAPHIC STATISTICS
LAST TEN YEARS*

Year	City of Portsmouth Population (1)	Scioto County Population (1)	Unemployment Rate County Area (2)	School Enrollment (3)
1990	22,676	80,327	8.70%	4,070
1991	22,676	80,327	9.30%	3,982
1992	22,676	80,327	11.00%	3,882
1993	22,676	80,327	10.20%	3,982
1994	22,676	80,327	9.40%	3,996
1995	22,676	80,327	8.70%	3,413
1996	22,676	80,327	9.70%	3,285
1997	22,676	80,327	9.90%	3,207
1998	22,676	80,327	9.50%	3,081
1999	22,676	80,327	8.50%	3,059

Source: (1) U.S. Bureau of Census of Population - Federal 1990 Census
(2) Ohio Bureau of Employment Services
(3) Portsmouth City School District, Board of Education

THE CITY OF PORTSMOUTH, OHIO
PROPERTY VALUE AND CONSTRUCTION PERMITS
LAST TEN YEARS

Year	Residential		Commercial	
	Number of Permits	Property Value	Number of Permits	Property Value
1990	341	\$2,267,143	84	\$3,409,640
1991	324	2,178,676	65	3,067,330
1992	333	1,968,713	88	3,490,150
1993	247	1,999,477	77	6,202,966
1994	273	1,278,968	101	10,700,905
1995	775	1,411,631	46	3,610,304
1996	572	5,113,193	97	12,174,791
1997	550	6,772,679	148	11,468,737
1998	555	8,770,768	95	10,531,766
1999	597	1,689,196	72	15,358,210

Source: City of Portsmouth Building Department

THE CITY OF PORTSMOUTH, OHIO
PRINCIPAL TAXPAYERS (PERSONAL PROPERTY TAX)
DECEMBER 31, 1999

	Taxpayer	Type of Business	1999 Assessed Valuation (Tax Duplicate)	Percentage of Total Assessed Valuation
1	Osco Industries Inc.	Manufacturing	\$2,449,100	10.54%
2	Mitchellace Inc.	Manufacturing	1,400,460	6.02%
3	KSA Limited Partnership	Construction	1,157,150	4.98%
4	Oberling Ford Inc.	Automobile Sales	1,097,710	4.72%
5	Siemens Credit Corporation	Finance	779,490	3.35%
6	Century Ohio Cable Television Corp.	Television Cable	543,910	2.34%
7	Kroger Company	Grocery	507,280	2.18%
8	Capitol Pontiac Buick	Automobile Sales	481,070	2.07%
9	Lute Plumbing Supply, Inc.	Wholesale/Retail	431,270	1.85%
10	B.P. Exploration & Oil, Inc.	Gasoline Distributor	429,110	1.85%
		Subtotal	9,276,550	39.90%
		All Others	13,974,770	60.10%
		Total	\$23,251,320	100.00%

Source: Scioto County Auditor - Land and Buildings

THE CITY OF PORTSMOUTH, OHIO
PRINCIPAL TAXPAYERS (REAL PROPERTY AND PUBLIC UTILITY PERSONAL PROPERTY TAX)
DECEMBER 31, 1999

	Taxpayer	Type of Business	1999 Assessed Valuation (Tax Duplicate)	Percentage of Total Assessed Valuation
1	Ohio Power	Utility - Electric	\$8,390,360	5.01%
2	General Telephone	Utility - Telephone	4,369,200	2.61%
3	Columbia Gas	Utility - Gas	4,271,510	2.55%
4	N&W Railway Company	Railway	2,571,350	1.54%
5	SOMC Title Holding Company	Medical Offices	1,720,440	1.03%
6	Hillview Retirement	Retirement Community	1,648,280	0.98%
7	Neal and Vicky Hatcher	Real Estate	1,516,830	0.91%
8	Fifth Third Bank of Southern Ohio	Bank	909,370	0.54%
9	Scioto Memorial Hospital	Hospital	870,220	0.52%
10	Forest Heights Subdivision, Inc.	Real Estate	721,220	0.43%
		Subtotal	26,988,780	16.12%
		All Others	140,384,790	83.88%
		Total	\$167,373,570	100.00%

Source: Scioto County Auditor - Land and Buildings

*THE CITY OF PORTSMOUTH, OHIO
PRINCIPAL EMPLOYERS
DECEMBER 31, 1999*

	<u>Employer</u>	<u>Type of Business</u>	<u>Number of Employees</u>
1	Southern Ohio Medical Center	Health Care Services	1,783
2	Shawnee State University	Education	1,350
3	Scioto County	Government	530
4	State of Ohio	Government	480
5	Portsmouth City Schools	Education	342
6	City of Portsmouth	Government	270
7	Osco Industries	Manufacturing	259
8	Mitchellace Inc.	Manufacturing	223
9	Lockheed Martin	Uranium Enrichment Plant	209
10	Norfolk & Southern	Railroad	150

Source: City of Portsmouth Income Tax Department

*THE CITY OF PORTSMOUTH, OHIO
MISCELLANEOUS STATISTICS
DECEMBER 31, 1999*

Date of Incorporation	1815	Police Services:		Water System:	
Form of Government	Council/Mayor	Number of Stations	1	Number of Purification Plants	1
Area (square miles)	12	Number of Police Personnel and Officers	41	Number of Fire Hydrants	836
Facilities and Services:		Number of Patrol Units	36	Number of Service Connections	14,563
Miles of Streets	220	Number of Law Violations: Criminal /Juvenile Citations and Charges	2,979	Average Daily Consumption (gallons)	7M
Number of Steet Lights	1,469	Traffic Citations Issued	1,491	Maximum Daily Capacity of Plant (gallons)	12M
Recreation and Culture:		Parking Tickets Written	790		
Number of Parks	17	Fire/Emergency Medical Services:		Sewerage System:	
Park Area (acres)	223	Number of Stations	3	Number of Treatment Plants	2
Number of Ball Fields:		Number of Fire Officers and Firefighters/Paramedics:		Miles of Storm Sewers	30
Lighted	4	Fire Personnel	40	Number of Service Connections	9,107
Unlighted	7	Fire Dispatchers - 911	9	Average Daily Treatment (gallons)	5M
Number of Tennis Courts:		Number of Calls Answered	742	Maximum Daily Capacity of Treatment (gallons)	12M
Lighted	4	Number of Inspections	94		
Unlighted	8	Number of Cemeteries	1	Education:	
Number of Libraries	1	Cemetery Area (acres)	40	Elementary Schools	5
Number of Hospitals	2			Elementary Students	1,501
Number of Patient Beds	471			Secondary Schools	5
Number of Bassinets	23			Secondary School Students	1,558
				Elementary/Secondary School Instructors	221
				Colleges	1
				College Students	3,613





STATE OF OHIO
OFFICE OF THE AUDITOR

JIM PETRO, AUDITOR OF STATE

88 East Broad Street
P.O. Box 1140
Columbus, Ohio 43216-1140
Telephone 614-466-4514
800-282-0370
Facsimile 614-466-4490

CITY OF PORTSMOUTH

SCIOTO COUNTY

CLERK'S CERTIFICATION

This is a true and correct copy of the report which is required to be filed in the Office of the Auditor of State pursuant to Section 117.26, Revised Code, and which is filed in Columbus, Ohio.

Susan Babbitt

CLERK OF THE BUREAU

**CERTIFIED
NOVEMBER 28, 2000**