


WORTHINGTON LIBRARIES

2024

Annual Comprehensive Financial Report

FOR THE YEAR ENDED **DECEMBER 31, 2024**



FRANKLIN COUNTY, OHIO

WORTHINGTON
LIBRARIES





65 East State Street
Columbus, Ohio 43215
ContactUs@ohioauditor.gov
800-282-0370

Board of Trustees
Worthington Libraries
820 High Street
Worthington, OH 43085

We have reviewed the *Independent Auditor's Report* of Worthington Libraries, Franklin County, prepared by Julian & Grube, Inc., for the audit period January 1, 2024 through December 31, 2024. Based upon this review, we have accepted these reports in lieu of the audit required by Section 117.11, Revised Code. The Auditor of State did not audit the accompanying financial statements and, accordingly, we are unable to express, and do not express an opinion on them.

Our review was made in reference to the applicable sections of legislative criteria, as reflected by the Ohio Constitution, and the Revised Code, policies, procedures and guidelines of the Auditor of State, regulations and grant requirements. Worthington Libraries is responsible for compliance with these laws and regulations.

KEITH FABER
Ohio Auditor of State

Tiffany L. Ridenbaugh, CPA, CFE, CGFM
Chief Deputy Auditor

December 03, 2025

This page is intentionally left blank.

WORTHINGTON LIBRARIES
WORTHINGTON, OHIO

Annual Comprehensive Financial Report

For the Year Ended December 31, 2024

Issued by:
Worthington Libraries Finance Department

Jeremie Stevens
Chief Fiscal Officer

This page intentionally left blank.

Worthington Libraries
Franklin County, Ohio
Annual Comprehensive Financial Report
For the Year Ended December 31, 2024
Table of Contents

TITLE	PAGE
INTRODUCTORY SECTION	
Title Page	1
Table of Contents	2
Letter of Transmittal	5
GFOA Certificate of Achievement	13
List of Principal Officials.....	14
Organizational Chart	15
FINANCIAL SECTION	
Independent Auditors' Report	19
Management's Discussion and Analysis.....	23
Basic Financial Statements:	
Government-Wide Financial Statements:	
Statement of Net Position.....	29
Statement of Activities.....	30
Fund Financial Statements:	
Balance Sheet – Governmental Funds	31
Reconciliation of Total Governmental Fund Balances to Net Position of Governmental Activities	32
Statement of Revenues, Expenditures and Changes in Fund Balances – Governmental Funds.....	33
Reconciliation of the Statement of Revenues, Expenditures and Changes in Fund Balances to the Statement of Activities – Governmental Funds	34
Statement of Revenues, Expenditures and Changes in Fund Balance – Budget (Non-GAAP Basis) and Actual – General Fund	35


Worthington Libraries
Franklin County, Ohio
Annual Comprehensive Financial Report
For the Year Ended December 31, 2024
Table of Contents

TITLE	PAGE
Notes to the Basic Financial Statements.....	37
Required Supplementary Information:	
Schedule of Library’s Proportionate Share of the Net Pension (Asset)/Liability ...	71
Schedule of Library Pension Contributions	72
Schedule of Library’s Proportionate Share of the Net OPEB (Asset)/Liability.....	73
Schedule of Library OPEB Contributions.....	74
Notes to Required Supplementary Information.....	75
Combining Financial Statements:	
Combining Financial Statements – Nonmajor Governmental Funds:	
Nonmajor Fund Descriptions	78
Combining Balance Sheet – Nonmajor Governmental Funds	80
Combining Statement of Revenues, Expenditures and Changes in Fund Balances – Nonmajor Governmental Funds	81
Combining Balance Sheet – Nonmajor Capital Projects Funds.....	82
Combining Statement of Revenues, Expenditures and Changes in Fund Balances – Nonmajor Capital Projects Funds	83
Individual Schedules of Revenues, Expenditures and Changes in Fund Balance - Budget (Non-GAAP Basis) and Actual – Nonmajor Funds:	
Nonmajor Funds:	
Termination Benefits Fund	84
Unclaimed Monies Fund.....	85
Friend’s Foundation Fund.....	86
Building Fund	87
Technology Fund	88

Worthington Libraries
Franklin County, Ohio
Annual Comprehensive Financial Report
For the Year Ended December 31, 2024
Table of Contents

TITLE	PAGE
STATISTICAL SECTION	
Section Overview	91
Net Position by Component – Last Ten Years	92
Changes in Net Position – Last Ten Years	94
Fund Balances – Governmental Funds – Last Ten Years	96
Changes in Fund Balances – Governmental Funds – Last Ten Years	98
Assessed Value and Estimated Actual Value of Taxable Property – Last Ten Years	100
Property Tax Levies and Collections – Last Ten Years	102
Principal Property Taxpayers – 2015 and 2024	103
Direct and Overlapping Property Tax Rates – Last Ten Years	104
Ratio of Outstanding Debt by Type – Last Ten Years	106
Computation of Direct and Overlapping Governmental Debt – December 31, 2024	107
Demographic and Economic Statistics – Last Ten Years	108
Principal Employers – 2015 and 2024	109
Library Employees by Function/Program – Last Ten Years	110
Operating Indicators by Function/Program – Last Ten Years	112
Capital Assets Statistics by Function/Class – Last Ten Years	114

This page intentionally left blank.



June 12, 2025

Citizens who reside in the Worthington City School District
Members of the Worthington Library Board of Trustees

We are very pleased to present the 2024 Annual Comprehensive Financial Report for Worthington Libraries. This report, for the calendar year ended December 31, 2024, has been prepared using accounting principles generally accepted in the United State of America (GAAP). It contains financial statements and other financial and statistical data that provide complete and full disclosure of all material financial aspects of Worthington Libraries (to be hereinafter referred to as "the Library," and also known as the Worthington Public Library and the Worthington City School District Public Library).

Ohio law requires that public offices reporting pursuant to GAAP shall file their reports with the Auditor of the State of Ohio and publish notice of the availability of the financial statements within 150 days of the close of each year. The General Purpose External Financial Statements from this report were filed to fulfill that requirement for the year ended December 31, 2024.

Management assumes full responsibility for the completeness and reliability of the information contained in this report, based upon a comprehensive framework of internal control that it has established for this purpose. Because the cost of internal control should not exceed anticipated benefits, the objective is to provide reasonable, rather than absolute, assurance that the financial statements are free of any material misstatements.

The library's financial statements have been audited under contract by the library's independent auditor, Julian & Grube. The State Auditor's Office has issued an unmodified ("clean") opinion on the library's financial statements for the year ended December 31, 2024. The Independent Auditors' Report is located at the front of the financial section of this report.

Management's discussion and analysis (MD&A) immediately follows the Independent Auditors' Report and provides a narrative introduction, overview, and analysis of the basic financial statements. The MD&A complements this letter of transmittal and should be read in conjunction with it.

LIBRARY OVERVIEW

The Library known as Worthington Libraries is located in the City of Worthington, Ohio, in central Ohio. It serves residents of the Worthington City School District. The Old Worthington Library is located downtown in the City of Worthington, the Northwest Library is located in northwest Columbus, Ohio, and the Worthington Park Library is located in northeast Columbus, Ohio. All three locations are within the Worthington City School District.

Worthington Libraries is organized under Ohio State law as a school district public library. A seven-member board, one member appointed each year by the board of education for a seven-year term, governs the Library. Board members are typically involved in the community and have a long history of avid support for public libraries. Board members have various occupations, including attorneys, bankers, educators, business owners and non-profit executives. Together, they apply their knowledge and experience to provide management guidance and oversight to the Library.

Under the provisions of Statement No. 14 of the Governmental Accounting Standards Board, “The Financial Reporting Entity,” the Library is considered to be a related organization of the Worthington City School District.

The Director is responsible for the administration of the Library, and the Chief Fiscal Officer oversees the Library’s financial affairs. The Board of Trustees appointed Lauren Robinson to serve as Director/CEO effective January 3, 2023. Jeremie Stevens was appointed by the Board to serve as the Chief Fiscal Officer effective July 24, 2023.

The taxing authority for the Library is the Board of Education, but the Library operates under a separate budget with funds derived primarily from the Public Library Fund and two local property tax levies totaling 4.8 mills. The Library is fiscally independent of the Worthington City School District Board of Education, although the Board of Education serves in a ministerial capacity as the taxing authority for the Library. The library’s Board of Trustees independently determines whether to request approval of a tax levy and the role and purpose(s) of the levy. If a request is approved, the Board of Education must put the levy on the ballot. There is no potential for the Library to provide a financial benefit to or impose a financial burden on the Board of Education.

HISTORY OF THE LIBRARY

The roots of Worthington Libraries can be traced to the small New England town of Granby, Connecticut. It was from Granby in 1803 that a group of 100 men, women and children set out to begin a new life in Worthington, Ohio. Among the possessions they brought with them were the books for what they would call the Stanbery Library, a subscription library named for its principal benefactor, Dr. Jonas Stanbery. This library was the first in Franklin County and only the third in the state.

Throughout the next 100 years, library service in Worthington took on many forms—books were kept at the school, the local post office, etc.—but it was inevitably kept alive by groups of local citizens. They knew that if a community was to survive and grow, its residents must have a library to provide opportunities for enhanced education and continued learning.

In 1925, the Library was placed in control of the school board, establishing it as a school district public library. This assured the Library of much-needed financial support, but did not provide an actual building to house the collection. This changed in 1927 when Mary Elizabeth Jones Deshler donated money for a library building on the northeast corner of the Village Green, the area set aside by Worthington’s founders for the public pursuit of learning and education. Mrs. Deshler dedicated the building to the memory of her grandfather, Worthington founder James Kilbourne.

In 1973, the Library proposed moving less than a mile north on land it had purchased for this possibility. The community was outraged at the prospect of the Library being located anywhere but the Village Green and defeated levy issues to build a new facility in 1973 and 1974. Library staff persevered in their cramped conditions until a final solution was found in 1976 when the school board agreed to a property swap with the Library. Groundbreaking for the new facility was held on July 4, 1978, and it was dedicated October 21, 1979. The new library was within sight of the old Village Green location.

Although the community supported the Library through its patronage, it had thus far refused to pay for it with local tax support. This finally changed in 1992 when the community voted to support a 2.2 mill property tax levy to maintain service at Old Worthington Library and fund a new library to provide service to the growing northwest-area population.

The Northwest Library, which opened in 1996, was made possible through a unique partnership agreement with the Columbus Metropolitan Library. The Columbus Metropolitan Library Board of Trustees agreed to buy the land for a future library and hold it until the Worthington Libraries levy passed in 1992. Northwest Library is jointly operated by Worthington Libraries and the Columbus Metropolitan Library and is managed by Worthington Libraries.

In the early 2000s, the Library was once again faced with an increase in use coupled with a decline in revenue. Thanks to a grassroots campaign led by members of the Friends of Worthington Libraries and the Board of Trustees, the Library was successful in passing a permanent 2.6 mill property tax levy in November 2005.

In 2008, Worthington Libraries opened its third location, the Worthington Park Library, in the Worthington Park Shopping Centre. It was expanded into two additional store front units in 2014 and further expanded in 2019. This location is now as large as a free-standing library.

In 2013, Worthington Libraries placed a 2.2 mill permanent replacement levy on the ballot in the Worthington School District. The issue passed with more than 70 percent of the vote, securing the library's financial future for many years.

Worthington Libraries is now one of the busiest library systems in Ohio. It provides a wide array of information and services, including technology training, online access, a dynamic collection and programs for residents of the Worthington City School District, and maintains the pioneering spirit of the library's founders in looking for new and better ways to serve patrons.

COMMUNITY OUTLOOK

Worthington is located in the center of the state at Ohio's crossroads and affords easy access to all parts of Ohio and the nation. A suburb of Columbus, the state capital, Worthington offers all of the attractions and conveniences of a big city combined with the charm of small-town living.

Worthington was one of the Midwest's first planned communities, blending commerce, residential life, education and faith. Founded in 1803, Worthington reflects its dignified New England heritage with authentic brick sidewalks leading to the central Village Green where many of the city's original commercial buildings and churches still stand proudly. Today, as in ages past, people come to meet and greet on the Village Green and stroll the streets of downtown Worthington. Worthington's strong community spirit and excellent quality of life serve as the solid foundation for people of all ages, businesses, their employees and families.

Education, a founding tenet of the City, remains a hallmark of Worthington. Its school district serves more than 10,000 students and consistently earns the highest ratings on the state's school district report cards. Its student-focused educational programs are continually recognized as some of the best in the State. This provides a perfect environment for a progressive, forward-looking, service-oriented library to identify and meet emerging needs and to thrive.

Collaboration is also an integral part of the Worthington community brand, and the Library often plays a key role in the development of major community projects and initiatives.

ECONOMIC CONDITIONS AND OUTLOOK

The operational revenue for the Library is based on two major sources of funding, the Public Library Fund (PLF) and two local property tax levies. The PLF is an amount which the State of Ohio appropriates in their biennium budget to support libraries throughout Ohio. As per the state's budget for the 2024-2025 biennium effective July 2023, the PLF appropriation is currently based on 1.70% of the State's General Fund Revenues (GFR). Each county receives a portion of this allocation, which is further allocated to the libraries in the county.

The second source of funding for the Library is through two property tax levies passed by the residents of the City of Worthington School District. The first continuing levy for 2.6 mills was passed in 2005 while a second continuing levy for 2.2 mills was passed in 2013, replacing an expiring levy of the same millage.

FINANCIAL TRENDS

Per the state's biennium budget for 2024-2025, the PLF will be distributed in an amount equal to 1.70% of the State's General Fund Revenues.

Both the 1992 and 2005 levies were collected through 2014, but the 1992 levy expired with 2014 being the final collection year. In November 2013, the library's Board of Trustees placed a 2.2 mill permanent replacement levy on the ballot, which was passed by the voters of the Worthington School District to be collected starting in 2015. Since this replacement levy reset the collection rate to the levy rate, the effective rate of the two levies for residential and agricultural use increased from 3.53 to 4.33 mills.

Due to a change in the Ohio Revised Code, the Library can now deposit interim and inactive funds with a public depository to be redeposited with one or more federally insured banks, savings banks, or savings and loan associations located in the United States with the redeposited money insured by the Federal Deposit Insurance Corporation. A portion of the funds previously invested in STAROhio were transferred to be invested in insured Certificates of Deposit. This practice continued in 2013 with an increase in funds invested in this manner. Due to the number of Certificates of Deposit required for the amount of investment money available, in 2014 the Library also acquired permissible federal agency securities since the investments could be made in larger increments. This practice was continued in 2024.

FINANCIAL PLANNING AND POLICIES

All budgetary policies are established by Ohio law and/or the Library's Board of Trustees. All funds have annual appropriations approved by the Board. The budget process is as follows:

- A temporary appropriation budget is adopted and filed with the Franklin County Budget Commission by January 1.
- A permanent appropriation budget is adopted and filed with the Franklin County Budget Commission by March 31.
- For annual budgeting purposes, unused balances remain in the accounts where they were allocated.
- The level at which the Board of Trustees approves the budget becomes the legal level of control.
- Transfers of appropriations at this level require Board of Trustees' action.
- The permanent appropriations may be amended or supplemented, based on needs during the year.
- The Franklin County Budget Commission provides an annual certificate of estimated resources. The Library's maximum annual appropriations are controlled by this document. The certificate of estimated resources may be amended during the year if projected increases or decreases in revenue are identified by the Chief Fiscal Officer.
- Fines, fees, and charges are established by the Board of Trustees.
- Library cash is pooled for investment.

The library's long-range financial plan, which provides projections through 2032, is reviewed in conjunction with every major operating decision that is made.

The Director/CEO and Chief Fiscal Officer regularly meet with the Administrative and Executive Teams to discuss problems, new initiatives and potential opportunities. New initiatives or reactions to emerging needs and/or problems are discussed by the group. If disbursements are required, plans are developed to establish reasonable cost estimates. If an action appears to be viable, a presentation is prepared to share with the Finance/Operations Committee of the Board of Trustees. Once the Committee understands the proposal and its financial implications on the long-range financial picture, it determines if it should support taking the recommendation to the full Board of Trustees for approval. If the action is supported, the Committee Chair proposes the resolution at the Board meeting. This Committee meets three or four times per year, or as needed in special situations.

In addition to special situations, normal operating disbursements are continuously monitored. Annual budgets are developed based on projections in the long-range plan. Managers review actual monthly disbursements against budget allocations and recommend adjustments as needed. Funds not required for operating disbursements are invested to obtain the best return available with the least amount of risk. STAROhio, administered by the Treasurer of the State of Ohio, was used exclusively in recent years through 2011. The passage of Sub. H.B. 209 by the 129th General Assembly with an effective date of March 22, 2012, expanded state and political subdivision investment authority. The Library now has money deposited with US Bank for the purpose of depositing the funds in Certificates of Deposit at federally-insured financial institutions. Beginning in 2015, the Library also has invested in Federal Agency Securities, which are approved by the Library's Investment Policy. STAROhio is still utilized for investment of a portion of interim funds due to its liquidity.

The Board of Trustees receives a monthly update from the Chief Fiscal Officer and copies of financial statements and investment reports so that they are aware of the financial condition of the Library in any given month.

MAJOR INITIATIVES FOR 2024

2024 was the first year of implementation for the library's 2024-2029 Strategic Plan which focuses on the areas of human connection, storytelling, sustainability and social justice. Highlights from this year include:

- Partnered with several central Ohio libraries in the presentation of author Ta-Nehisi Coates.
- Launched our new outreach vehicle. Fully funded by the Friends Foundation of Worthington Libraries, this Pop-up Library provides the Library with a visible and accessible presence throughout our community and assists us in our mission of connecting people to a world of ideas and each other.
- Partnered with the Worthington Alliance of Black Families and Educators and the McConnell Arts Center in the second annual Black Joy Film Series.
- Started the process to develop a comprehensive facilities plan.
- Installed solar panels on Northwest Library.
- Partnered with the City of Worthington Parks and Recreation Department on the installation of a permanent story stroll along the Moses Wright Nature Trail.

Planning for the Future

The comprehensive facilities plan will provide us with a roadmap of potential building and service changes that will help the Library better meet the needs of residents. Implementing the plan may require additional funding.

OTHER INFORMATION

Independent Audit

The Basic Financial Statement of the Library is audited by the Library's independent auditor, Julian & Grube. The results of the audit are presented in the Independent Auditors' Report.

Awards

In 2007, Worthington Libraries was selected as the national Library of the Year by *Library Journal* and Thomson-Gale.

In 2011, Worthington Libraries received the John Cotton Dana Award for outstanding public relations for its "Find **yourself** here." promotional campaign.

In 2021, Worthington Libraries became one of only five libraries in the country to receive a five-star rating in each Index of Public Library Service published by *Library Journal*.

The Government Finance Officers Association of the United States and Canada (GFOA) awarded a Certificate of Achievement for Excellence in Financial Reporting to the Worthington Libraries for its Annual Comprehensive Financial Report for the year ended December 31, 2006. In order to be awarded a Certificate of Achievement, a government entity must publish an easily readable and efficiently organized financial report. This report must satisfy both generally accepted accounting principles and applicable legal requirements. The Library was pleased to also receive the Certificate of Achievement for the years 2007 through 2023.

A Certificate of Achievement is valid for a period of one year only. The Library believes that the 2024 annual comprehensive financial report continues to meet the Certificate of Achievement Program's requirements and it is being submitted to the GFOA to determine its eligibility for a 18th certificate.

In addition to the Certificate of Achievement, the Library also received the “Making Your Tax Dollars Count” Award from State Auditor Mary Taylor for fiscal years 2006 through 2009. It is presented for excellence in financial accounting and states, “You are a trustworthy guardian of taxpayer dollars and deserve the highest amount of recognition for your vigilance. You are truly a model for government entities throughout the state of Ohio.” Under State Auditor Dave Yost/Keith Faber, the Library received the “Ohio Auditor of State Award with Distinction” for 2010 through 2023 which was awarded for excellence in financial reporting as evidenced by the award-winning and a clean audit. The award states, “Clean and accurate record-keeping is the foundation for good government, and the taxpayers can take pride in your commitment to accountability.”

Acknowledgements

Appreciation is extended to the Board of Trustees of Worthington Libraries and the employees responsible for contributing to the sound financial position of the Library, especially Director of Support Services Monica Baughman, Finance Manager Sabra Lowe and Finance Specialist Barbara Jarosick. Contributions of information from Director of Community Engagement Lisa Fuller, Director of Public Services Susan Allen and Director of Human Resources Phyllis Winfield were vital in preparing this transmittal letter. Special acknowledgment is extended to Rea and Associates, Inc. for their guidance in the preparation of this report.



Lauren Robinson
Director/CEO



Jeremie Stevens
Chief Fiscal Officer

This page is intentionally left blank.



Government Finance Officers Association

Certificate of
Achievement
for Excellence
in Financial
Reporting

Presented to

**Worthington Libraries
Ohio**

For its Annual Comprehensive
Financial Report
For the Fiscal Year Ended

December 31, 2023

Christopher P. Morill

Executive Director/CEO

Worthington Libraries
List of Principal Officials
December 31, 2024

Board of Trustees

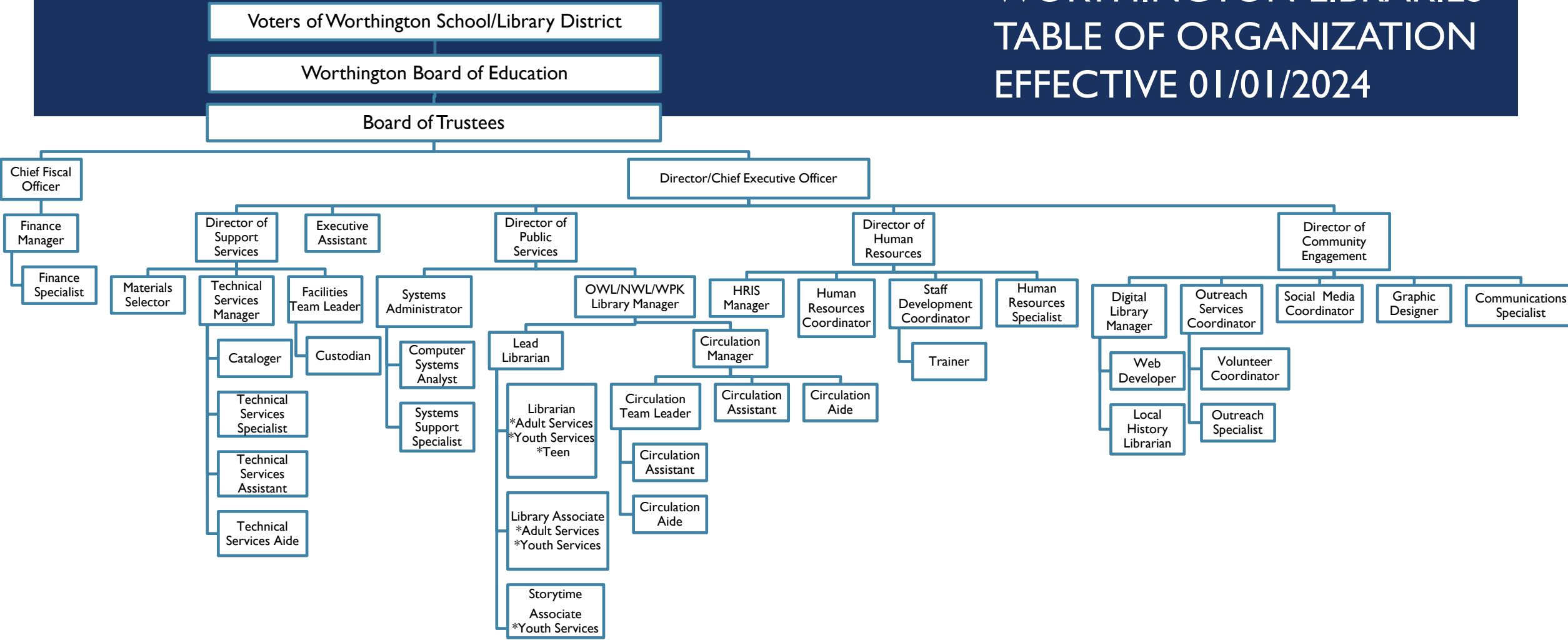
President	Kimberly Coomer Anderson	2025
Vice President	Joan Herbers	2026
Secretary	Abigail Poklar	2027
Member	Gary Sandefur	2024
Member	Elizabeth Grieser	2028
Member	Joseph Saverimuttu	2029
Member	Kyla Dembowski	2030

Worthington City School Board Liaison	Jennifer Best	2025
---------------------------------------	---------------	------

Administration

Director/CEO	Lauren Robinson
Director of Support Services	Monica Baughman
Director of Community Engagement	Lisa Fuller
Director of Human Resources	Phyllis Winfield
Director of Public Services	Susan Allen
Chief Fiscal Officer	Jeremie Stevens

WORTHINGTON LIBRARIES TABLE OF ORGANIZATION EFFECTIVE 01/01/2024



*Denotes subject specialists within a position description

This page is intentionally left blank.

Financial Section

This page is intentionally left blank.

Independent Auditor's Report

Worthington Libraries
Franklin County
820 High Street
Worthington, OH 43085

To the Members of the Board of Trustees:

Report on the Audit of the Financial Statements

Opinions

We have audited the accompanying financial statements of the governmental activities, each major fund, and the aggregate remaining fund information of the Worthington Libraries, Franklin County, Ohio, as of and for the year ended December 31, 2024, and the related notes to the financial statements, which collectively comprise the Worthington Libraries' basic financial statements as listed in the table of contents.

In our opinion, the financial statements referred to above present fairly, in all material respects, the respective financial position of the governmental activities, each major fund, and the aggregate remaining fund information of the Worthington Libraries as of December 31, 2024, and the respective changes in financial position, thereof and the budgetary comparison for the General Fund for the year then ended in accordance with accounting principles generally accepted in the United States of America.

Basis for Opinions

We conducted our audit in accordance with auditing standards generally accepted in the United States of America and the standards applicable to financial audits contained in *Government Auditing Standards*, issued by the Comptroller General of the United States. Our responsibilities under those standards are further described in the "Auditor's Responsibilities for the Audit of the Financial Statements" section of our report. We are required to be independent of the Worthington Libraries and to meet our other ethical responsibilities, in accordance with the relevant ethical requirements relating to our audit. We believe that the audit evidence we have obtained is sufficient and appropriate to provide a basis for our audit opinions.

Emphasis of Matter

As discussed in Note 2 to the financial statements, the Worthington Libraries restated beginning net position as a result of a change in accounting principle by implementing GASB Statement No. 101, "Compensated Absences". Our opinions are not modified with respect to this matter.

Responsibilities of Management for the Financial Statements

Management is responsible for the preparation and fair presentation of the financial statements in accordance with accounting principles generally accepted in the United States of America, and for the design, implementation, and maintenance of internal control relevant to the preparation and fair presentation of financial statements that are free from material misstatement, whether due to fraud or error.

In preparing the financial statements, management is required to evaluate whether there are conditions or events, considered in the aggregate, that raise substantial doubt about the Worthington Libraries' ability to continue as a going concern for twelve months beyond the financial statement date, including any currently known information that may raise substantial doubt shortly thereafter.

Auditor's Responsibilities for the Audit of the Financial Statements

Our objectives are to obtain reasonable assurance about whether the financial statements as a whole are free from material misstatement, whether due to fraud or error, and to issue an auditor's report that includes our opinions. Reasonable assurance is a high level of assurance but is not absolute assurance and therefore is not a guarantee that an audit conducted in accordance with generally accepted auditing standards and *Government Auditing Standards* will always detect a material misstatement when it exists. The risk of not detecting a material misstatement resulting from fraud is higher than for one resulting from error, as fraud may involve collusion, forgery, intentional omissions, misrepresentations, or the override of internal control. Misstatements are considered material if there is a substantial likelihood that, individually or in the aggregate, they would influence the judgment made by a reasonable user based on the financial statements.

In performing an audit in accordance with generally accepted auditing standards and *Government Auditing Standards*, we:

- Exercise professional judgment and maintain professional skepticism throughout the audit.
- Identify and assess the risks of material misstatement of the financial statements, whether due to fraud or error, and design and perform audit procedures responsive to those risks. Such procedures include examining, on a test basis, evidence regarding the amounts and disclosures in the financial statements.
- Obtain an understanding of internal control relevant to the audit in order to design audit procedures that are appropriate in the circumstances, but not for the purpose of expressing an opinion on the effectiveness of the Worthington Libraries' internal control. Accordingly, no such opinion is expressed.
- Evaluate the appropriateness of accounting policies used and the reasonableness of significant accounting estimates made by management, as well as evaluate the overall presentation of the financial statements.
- Conclude whether, in our judgment, there are conditions or events, considered in the aggregate, that raise substantial doubt about the Worthington Libraries' ability to continue as a going concern for a reasonable period of time.

We are required to communicate with those charged with governance regarding, among other matters, the planned scope and timing of the audit, significant audit findings, and certain internal control-related matters that we identified during the audit.

Required Supplementary Information

Accounting principles generally accepted in the United States of America require that the management's discussion and analysis, and schedules of net pension and other postemployment benefit assets and liabilities and pension and other postemployment benefit contributions, listed in the table of contents be presented to supplement the basic financial statements. Such information is the responsibility of management and, although not a part of the basic financial statements, is required by the Governmental Accounting Standards Board who considers it to be an essential part of financial reporting for placing the basic financial statements in an appropriate operational, economic, or historical context. We have applied certain limited procedures to the required supplementary information in accordance with auditing standards generally accepted in the United States of America, which consisted of inquiries of management about the methods of preparing the information and comparing the information for consistency with management's responses to our inquiries, the basic financial statements, and other knowledge we obtained during our audit of the basic financial statements. We do not express an opinion or provide any assurance on the information because the limited procedures do not provide us with sufficient evidence to express an opinion or provide any assurance.

Supplementary Information

Our audit was conducted for the purpose of forming opinions on the financial statements that collectively comprise the Worthington Libraries' basic financial statements. The accompanying combining and individual nonmajor fund financial statements and schedules are presented for purposes of additional analysis and are not a required part of the basic financial statements. Such information is the responsibility of management and was derived from and relates directly to the underlying accounting and other records used to prepare the basic financial statements. The information has been subjected to the auditing procedures applied in the audit of the basic financial statements and certain additional procedures, including comparing and reconciling such information directly to the underlying accounting and other records used to prepare the basic financial statements or to the basic financial statements themselves, and other additional procedures in accordance with auditing standards generally accepted in the United States of America. In our opinion, the combining and individual nonmajor fund financial statements and schedules are fairly stated, in all material respects, in relation to the basic financial statements as a whole.

Other Information

Management is responsible for the other information included in the annual report. The other information comprises the introductory and statistical sections but does not include the basic financial statements and our auditor's report thereon. Our opinions on the basic financial statements do not cover the other information, and we do not express an opinion or any form of assurance thereon.

In connection with our audit of the basic financial statements, our responsibility is to read the other information and consider whether a material inconsistency exists between the other information and the basic financial statements, or the other information otherwise appears to be materially misstated. If, based on the work performed, we conclude that an uncorrected material misstatement of the other information exists, we are required to describe it in our report.

Other Reporting Required by Government Auditing Standards

In accordance with *Government Auditing Standards*, we have also issued our report dated June 6, 2025, on our consideration of the Worthington Libraries' internal control over financial reporting and on our tests of its compliance with certain provisions of laws, regulations, contracts, and grant agreements and other matters. The purpose of that report is solely to describe the scope of our testing of internal control over financial reporting and compliance and the results of that testing, and not to provide an opinion on the effectiveness of the Worthington Libraries' internal control over financial reporting or on compliance. That report is an integral part of an audit performed in accordance with *Government Auditing Standards* in considering the Worthington Libraries' internal control over financial reporting and compliance.



Julian & Grube, Inc.
June 6, 2025

This page is intentionally left blank.

Worthington Libraries
Franklin County, Ohio
Management's Discussion and Analysis
For the Year Ended December 31, 2024

This discussion and analysis of the Worthington Libraries (Library) financial performance provides an overall review of the Library's financial activities for the year ended December 31, 2024. The intent of this discussion and analysis is to explain the Library's financial performance as a whole.

Financial Highlights

Key financial highlights for 2024 are as follows:

- The assets and deferred outflows of resources of the Library exceeded its liabilities and deferred inflows of resources at the close of the most recent fiscal year by \$26.3 million (net position). Of this amount, \$17.2 million represents unrestricted net position, which may be used to meet the Library's ongoing obligations to citizens.
- The Library's total net position decreased by \$1.2 million during the year.
- At the close of the current year, the Library's governmental funds reported combined fund balances of \$23.4 million, a decrease of \$1.0 million in comparison with the prior year. Of this amount, \$16.3 million is available for spending at the Library's discretion (unassigned fund balance).
- The Library implemented GASB 101 during calendar year 2024, which caused the Library to restate its compensated absences.

Using the Basic Financial Statements

This annual report consists of a series of financial statements and notes to those statements. These statements are organized so the reader can understand the Library's financial position.

The Statement of Net Position and the Statement of Activities provide information about the activities of the whole Library, presenting both an aggregate view of the Library's finances and a longer-term view of those finances.

Fund financial statements provide the next level of detail. For governmental funds, these statements tell how services were financed in the short-term as well as what remains for future spending. The fund financial statements also look at the Library's most significant funds with all other nonmajor funds presented in total in one column. In the case of the Library, the major fund is the General Fund.

Reporting the Library as a Whole

Statement of Net Position and the Statement of Activities

The Statement of Net Position and the Statement of Activities reflect how the Library did financially during 2024. These statements include all assets and deferred outflows of resources and all liabilities and deferred inflows of resources using the accrual basis of accounting similar to the accounting used by most private-sector companies. This basis of accounting considers all of the current year's revenues and expenses regardless of when cash is received or paid.

Worthington Libraries
Franklin County, Ohio
Management's Discussion and Analysis
For the Year Ended December 31, 2024

These two statements report the Library's net position and changes in net position. This change in net position is important because it tells the reader whether the financial position of the Library as a whole has increased or decreased from the prior year. Over time, these increases and/or decreases are one indicator of whether the financial position is improving or deteriorating. Causes for these changes may be the result of many factors, some financial, some not. Non-financial factors include the Library's property tax base, current property tax laws in Ohio restricting revenue growth, facility condition, and other factors.

In the Statement of Net Position and the Statement of Activities, the Library reports only governmental activities. Governmental activities are the activities where all of the Library's programs and services are reported. The Library does not have any business-type activities.

Reporting the Library's Most Significant Funds

Fund Financial Statements

Fund financial statements provide detailed information about the Library's major funds – not the Library as a whole. The Library establishes separate funds to better manage its many activities and to help demonstrate that money that is restricted as to how it may be used is being spent for the intended purpose. The funds of the Library are classified as governmental.

Governmental Funds

All of the Library's activities are reported in the governmental funds. The Library's governmental funds are used to account for essentially the same programs reported as governmental activities on the government-wide financial statements. Most of the Library's basic services are reported in these funds and focus on how money flows into and out of the funds, as well as the balances available for spending at year-end. These funds are reported on the modified accrual basis of accounting which measures cash and all other financial assets that can be readily converted to cash. The governmental fund statements provide a detailed short-term view of the Library's general government operations and the basic services being provided.

Because the focus of the governmental funds is narrower than that of the government-wide financial statements, it is useful to compare the information presented for governmental funds with similar information presented for governmental activities on the government-wide financial statements. By doing so, readers may better understand the short-term impact of the Library's financing decisions. Both the governmental fund Balance Sheet and the Statement of Revenues, Expenditures and Changes in Fund Balances provide a reconciliation to help make this comparison between governmental funds and governmental activities.

Worthington Libraries
Franklin County, Ohio
Management's Discussion and Analysis
For the Year Ended December 31, 2024

The Library as a Whole

Table 1 provides a summary of the Library's net position for 2024 compared to 2023:

Table 1
Net Position

	2024	2023	Change
Assets:			
Current and Other Assets	\$ 34,105,622	\$ 34,419,159	\$ (313,537)
Capital Assets, Net	9,399,820	9,930,650	(530,830)
Total Assets	<u>43,505,442</u>	<u>44,349,809</u>	<u>(844,367)</u>
Deferred Outflows of Resources:			
Pension	2,771,565	4,226,067	(1,454,502)
OPEB	304,807	740,223	(435,416)
Total Deferred Outflows of Resources	<u>3,076,372</u>	<u>4,966,290</u>	<u>(1,889,918)</u>
Liabilities:			
Current Liabilities	498,800	395,963	102,837
Long-Term Liabilities			
Net Pension Liability	8,920,713	10,464,561	(1,543,848)
Net OPEB Liability	-	249,786	(249,786)
Other Amounts	2,504,546	1,531,243	973,303
Total Liabilities	<u>11,924,059</u>	<u>12,641,553</u>	<u>(717,494)</u>
Deferred Inflows of Resources:			
Property Taxes	8,014,032	7,918,964	95,068
Pension	158,328	45,278	113,050
OPEB	197,481	89,050	108,431
Total Deferred Inflows of Resources	<u>8,369,841</u>	<u>8,053,292</u>	<u>316,549</u>
Net Position:			
Net Investment in Capital Assets	8,671,911	9,031,252	(359,341)
Restricted	367,684	23,099	344,585
Unrestricted	17,248,319	19,566,903	(2,318,584)
Total Net Position	<u>\$ 26,287,914</u>	<u>\$ 28,621,254</u>	<u>\$ (2,333,340)</u>

The net pension liability and net other postemployment benefits (OPEB) liability and related deferred outflows and inflows of resources all fluctuated significantly in comparison with the prior year-end. These fluctuations are primarily the result of changes in benefit terms and actuarial assumptions.

Worthington Libraries
Franklin County, Ohio
Management's Discussion and Analysis
For the Year Ended December 31, 2024

Capital assets, net decreased significantly in comparison with the prior year-end. This decrease primarily represents the amount in which current year depreciation and amortization exceeded current year additions. Table 2 shows the changes in net position for the year ended December 31, 2024 compared to 2023.

Table 2
Changes in Net Position

	2024	2023	Change
Revenues:			
Program Revenues:			
Charges for Services	\$ 1,034,517	\$ 967,705	\$ 66,812
Operating Grants and Contributions	57,855	53,219	4,636
Total Program Revenues	<u>1,092,372</u>	<u>1,020,924</u>	<u>71,448</u>
General Revenues:			
Property Taxes	8,183,146	8,366,096	(182,950)
Intergovernmental	3,506,034	3,451,755	54,279
Unrestricted Gifts and Donations	14,043	209,476	(195,433)
Investment Earnings	1,033,287	1,181,981	(148,694)
Miscellaneous	<u>30,782</u>	<u>12,513</u>	<u>18,269</u>
Total General Revenues	<u>12,767,292</u>	<u>13,221,821</u>	<u>(454,529)</u>
Total Revenues	<u>13,859,664</u>	<u>14,242,745</u>	<u>(383,081)</u>
Program Expenses			
Library Services:			
Public Services and Programs	6,253,527	5,719,531	533,996
Collection Development and Processing	2,343,339	2,886,812	(543,473)
Support Services:			
Facilities Operations and Maintenance	2,101,367	1,793,187	308,180
Information Services Support	790,804	746,657	44,147
Business Administration	3,554,906	3,155,756	399,150
Debt Service:			
Interest and Fiscal Charges	<u>26,691</u>	<u>31,843</u>	<u>(5,152)</u>
Total Expenses	<u>15,070,634</u>	<u>14,333,786</u>	<u>736,848</u>
Decrease in Net Position	(1,210,970)	(91,041)	
Net Position at Beginning of Year	28,621,254	28,712,295	
Change in Accounting Principle (GASB 101 Implementation)	(1,122,370)	-	
Net Position at End of Year	<u>\$ 26,287,914</u>	<u>\$ 28,621,254</u>	

Worthington Libraries
Franklin County, Ohio
Management's Discussion and Analysis
For the Year Ended December 31, 2024

Governmental Activities

Overall, total revenues decreased in comparison to prior year, mostly in general revenues. This decrease was primarily the result of a decrease in unrestricted grants and donations. This decrease is the result of the Library receiving donations in the prior year.

Expenses increased significantly in comparison with the prior year. This increase is due to an increase in operational expenses from inflation.

The Library's Funds

At year end, the fund balance in the Library's general fund decreased from \$23,717,900 to \$22,438,051. This decrease represents the deficiency of revenues under expenditures and transfers out to other funds. During the year, there were significant decreases in services provided to other entities and contributions, gifts, and donations. During the prior year, the Library received contributions for the purchase of the pop up Library outreach vehicle.

General Fund Budgeting Highlights

The Library's budget is prepared according to Ohio law and is based upon accounting for certain transactions on a basis of cash receipts, disbursements, and encumbrances. The most significant budgeted fund is the General Fund.

The variance between original and final budgeted revenues and expenditures was insignificant. The final budgeted revenues were less than the actual revenues due to higher than expected investment earnings. Actual expenditures were less than the final and original budgeted expenditures. This variance is the result of conservative budgeting.

Capital Assets

Capital assets include land, buildings and improvements, intangible right to use buildings and improvements, machinery and equipment, vehicles and construction in progress. These capital assets are used to provide services to citizens and are not available for future spending. Although the Library's investment in capital assets is reported net of related debt, it should be noted that the resources to repay the debt must be provided from other sources, since capital assets may not be used to liquidate these liabilities.

Capital Assets decreased during the year. This decrease represents the amount in which current year depreciation/amortization exceeded capital acquisitions.

See Note 9 of the Notes to the Basic Financial Statements for more detailed information.

Debt

At fiscal year-end, the Library's lease payable balance decreased in comparison with the prior fiscal year. This decrease represents the principal payments made during the year. See Note 14 of the Notes to the Basic Financial Statements for more detailed information.

Worthington Libraries
Franklin County, Ohio
Management's Discussion and Analysis
For the Year Ended December 31, 2024

Contacting the Library's Financial Management

This financial report is designed to provide our citizens, taxpayers, and creditors with a general overview of the Library's finances and to reflect the Library's accountability for the monies it receives. Questions concerning any of the information in this report or requests for additional information should be directed to Jeremie Stevens, Chief Fiscal Officer, Worthington Libraries, 820 High Street, Worthington, OH 43085.

Worthington Libraries
Franklin County, Ohio
Statement of Net Position
December 31, 2024

	Governmental Activities
Assets	
Equity in Pooled Cash and Investments	\$ 23,267,484
Receivables:	
Property Taxes	8,454,570
Intergovernmental	1,815,587
Interest	113,684
Prepaid Items	109,172
Net OPEB Asset	345,125
Capital Assets:	
Capital Assets not Being Depreciated/Amortized	698,891
Capital Assets Being Depreciated/Amortized, Net	8,700,929
Total Assets	<u>43,505,442</u>
Deferred Outflows of Resources	
Pension	2,771,565
OPEB	304,807
Total Deferred Outflows of Resources	<u>3,076,372</u>
Liabilities	
Accounts Payable	188,126
Accrued Wages and Benefits	202,304
Intergovernmental Payable	108,370
Long-Term Liabilities:	
Due Within One Year	993,690
Due In More Than One Year:	
Net Pension Liability	8,920,713
Other Amounts Due in More Than One Year	1,510,856
Total Liabilities	<u>11,924,059</u>
Deferred Inflows of Resources:	
Property Taxes	8,014,032
Pension	158,328
OPEB	197,481
Total Deferred Inflows of Resources	<u>8,369,841</u>
Net Position	
Net Investment in Capital Assets	8,671,911
Restricted for:	
Public Services and Programs	22,559
Net OPEB Asset	345,125
Unrestricted	17,248,319
Total Net Position	<u>\$ 26,287,914</u>

See accompanying notes to the basic financial statements.

Worthington Libraries
Franklin County, Ohio
Statement of Activities
For the Year Ended December 31, 2024

Functions/Programs	Expenses	Program Revenues		Net (Expense)
		Charges for	Operating	Revenue and
		Services	Grants and	Changes in
			Contributions	Net Position
				Governmental
				Activities
Governmental Activities:				
Library Services:				
Public Services and Programs	\$ 6,253,527	\$ 1,034,517	\$ 57,855	\$ (5,161,155)
Collection Development and Processing	2,343,339	-	-	(2,343,339)
Support Services:				
Facilities Operation and Maintenance	2,101,367	-	-	(2,101,367)
Information Services Support	790,804	-	-	(790,804)
Business Administration	3,554,906	-	-	(3,554,906)
Interest and Fiscal Charges	26,691	-	-	(26,691)
Total Governmental Activities	<u>\$ 15,070,634</u>	<u>\$ 1,034,517</u>	<u>\$ 57,855</u>	<u>(13,978,262)</u>
General Revenues:				
Property Taxes-Levied for Library Services				8,183,146
Intergovernmental				3,506,034
Unrestricted Gifts and Donations				14,043
Investment Earnings				1,033,287
Miscellaneous				30,782
Total General Revenues				<u>12,767,292</u>
Change in Net Position				(1,210,970)
Net Position at Beginning of Year, as previously stated				28,621,254
Change in Accounting Principle (GASB 101 Implementation)				<u>(1,122,370)</u>
Net Position at Beginning of Year, as restated				27,498,884
Net Position at End of Year				<u><u>\$ 26,287,914</u></u>

See accompanying notes to the basic financial statements.

Worthington Libraries
Franklin County, Ohio
Balance Sheet
Governmental Funds
December 31, 2024

	General Fund	Other Governmental Funds	Total Governmental Funds
Assets:			
Equity in Pooled Cash and Investments	\$ 22,332,956	\$ 934,528	\$ 23,267,484
Receivables:			
Property Taxes	8,454,570	-	8,454,570
Intergovernmental	1,815,587	-	1,815,587
Interest	113,684	-	113,684
Prepaid Items	63,588	45,584	109,172
Total Assets	<u>\$ 32,780,385</u>	<u>\$ 980,112</u>	<u>\$ 33,760,497</u>
Liabilities:			
Accounts Payable	\$ 186,908	\$ 1,218	\$ 188,126
Accrued Wages and Benefits	202,304	-	202,304
Intergovernmental Payable	108,370	-	108,370
Total Liabilities	<u>497,582</u>	<u>1,218</u>	<u>498,800</u>
Deferred Inflows of Resources:			
Property Taxes	8,014,032	-	8,014,032
Unavailable Revenue	1,830,720	-	1,830,720
Total Deferred Inflows of Resources	<u>9,844,752</u>	<u>-</u>	<u>9,844,752</u>
Fund Balances:			
Nonspendable:			
Prepaid Items	63,588	45,584	109,172
Unclaimed Monies	2,760	-	2,760
Restricted for:			
Public Services and Programs	-	22,559	22,559
Committed for:			
Compensated Absences	246,265	-	246,265
Assigned for:			
Capital Outlays	6,000	910,751	916,751
Library Services	551,049	-	551,049
Support Services	236,778	-	236,778
Future Appropriations	4,987,436	-	4,987,436
Unassigned	16,344,175	-	16,344,175
Total Fund Balances	<u>22,438,051</u>	<u>978,894</u>	<u>23,416,945</u>
Total Liabilities, Deferred Inflows of Resources and Fund Balances	<u>\$ 32,780,385</u>	<u>\$ 980,112</u>	<u>\$ 33,760,497</u>

See accompanying notes to the basic financial statements.

Worthington Libraries
Franklin County, Ohio
Reconciliation of Total Governmental Fund Balances
To Net Position of Governmental Activities
December 31, 2024

Total Governmental Fund Balances	\$ 23,416,945
<i>Amounts reported for governmental activities in the Statement of Net Position are different because:</i>	
Capital assets used in governmental activities are not financial resources and therefore are not reported in the funds.	9,399,820
Other long-term assets are not available to pay for current period expenditures and therefore are reported as unavailable in the funds.	
Property Taxes Receivable	181,207
Intergovernmental Receivable	1,569,871
Interest Receivable	79,642
Long-Term liabilities are not due and payable in the current period and therefore are not reported in the funds:	
Compensated absences payable, including vacation leave payable	(1,776,637)
Lease Payable	(727,909)
The net pension liability and net OPEB liability are not due and payable in the current period; therefore, the liabilities and related deferred inflows/outflows are not reported in governmental funds:	
Net OPEB Asset	345,125
Deferred Outflows - Pension	2,771,565
Deferred Outflows - OPEB	304,807
Deferred Inflows - Pension	(158,328)
Deferred Inflows - OPEB	(197,481)
Net Pension Liability	(8,920,713)
Net Position of Governmental Activities	\$ 26,287,914

See accompanying notes to the basic financial statements.

Worthington Libraries
Franklin County, Ohio
Statement of Revenues, Expenditures and Changes in Fund Balances
Governmental Funds
For the Year Ended December 31, 2024

	General Fund	Other Governmental Funds	Total Governmental Funds
Revenues:			
Property Taxes	\$ 8,159,465	\$ -	\$ 8,159,465
Intergovernmental	3,340,881	-	3,340,881
Patron Fines and Fees	30,262	-	30,262
Investment Earnings	1,043,411	-	1,043,411
Services Provided to Other Entities	1,004,255	-	1,004,255
Contributions, Gifts and Donations	14,043	57,855	71,898
Miscellaneous	30,758	24	30,782
Total Revenues	<u>13,623,075</u>	<u>57,879</u>	<u>13,680,954</u>
Expenditures:			
Current:			
Library Services:			
Public Services and Programs	5,801,980	58,395	5,860,375
Collection Development and Processing	2,353,086	-	2,353,086
Support Services:			
Facilities Operation and Maintenance	1,457,933	-	1,457,933
Information Services Support	601,481	108,144	709,625
Business Administration	3,459,897	-	3,459,897
Capital Outlay	266,710	410,425	677,135
Debt service:			
Principal Retirement	171,489	-	171,489
Interest and Fiscal Charges	26,691	-	26,691
Total Expenditures	<u>14,139,267</u>	<u>576,964</u>	<u>14,716,231</u>
Deficiency of Revenues			
Under Expenditures	(516,192)	(519,085)	(1,035,277)
Other Financing Sources (Uses):			
Transfers In	-	763,657	763,657
Transfers Out	(763,657)	-	(763,657)
Total Other Financing Sources (Uses)	<u>(763,657)</u>	<u>763,657</u>	<u>-</u>
Net Change in Fund Balances	(1,279,849)	244,572	(1,035,277)
Fund Balance at Beginning of Year	23,717,900	734,322	24,452,222
Fund Balance at End of Year	<u>\$ 22,438,051</u>	<u>\$ 978,894</u>	<u>\$ 23,416,945</u>

See accompanying notes to the basic financial statements.

Worthington Libraries
Franklin County, Ohio
Reconciliation of the Statement of Revenues, Expenditures and Changes
in Fund Balances to the Statement of Activities
Governmental Funds
For the Year Ended December 31, 2024

Net Change in Fund Balances - Total Governmental Funds	\$ (1,035,277)
---	-----------------------

*Amounts reported for governmental activities in the Statement of Activities
are different because:*

Governmental funds report capital outlays as expenditures.

However, in the Statement of Activities, the cost of those assets is allocated
over their estimated useful lives as depreciation/amortization expense.

Capital Outlays	161,839
Depreciation/Amortization Expense	(692,669)

Revenues in the statement of activities that do not provide current financial resources are not reported as revenues in the funds.	178,710
---	---------

Contractually required contributions are reported as expenditures in governmental funds;
however, the statement of net position reports these amounts as deferred outflows.

Pension	825,184
---------	---------

Except for amounts reported as deferred inflows/outflows, changes in the net pension liability are reported as pension expense in the statement of activities.	(848,888)
---	-----------

Except for amounts reported as deferred inflows/outflows, changes in the net OPEB liability are reported as OPEB expense in the statement of activities.	51,064
---	--------

The issuance of long-term debt (e.g., bonds, leases) provides current financial
resources to governmental funds, while the repayment of the principal of
long-term debt consumes the current financial resources of governmental
funds. Neither transaction, however, has any effect on net position.

Principal Payments on Lease	171,489
-----------------------------	---------

Some expenses reported in the Statement of Activities do not require the use of
current financial resources and therefore are not reported as expenditures
in governmental funds.

Compensated Absences including Vacation Leave	(22,422)
---	----------

Change in Net Position of Governmental Activities	\$ (1,210,970)
--	-----------------------

See accompanying notes to the basic financial statements.

WORTHINGTON LIBRARIES
Franklin County, Ohio
Statement of Revenues, Expenditures and Changes
in Fund Balances - Budget (Non-GAAP Basis) and Actual
General Fund
For the Year Ended December 31, 2024

	Original Budget	Final Budget	Actual	Variance
Revenues				
Property Taxes	\$ 8,259,865	\$ 8,241,036	\$ 8,241,036	\$ -
Intergovernmental	3,364,399	3,286,638	3,305,475	18,837
Patron Fines and Fees	25,000	40,000	30,262	(9,738)
Investment Earnings	500,000	500,000	833,612	333,612
Services Provided to Other Entities	924,079	1,003,755	1,004,255	500
Contributions, Gifts and Donations	-	-	14,043	14,043
Miscellaneous	-	-	30,329	30,329
Total Revenues	<u>13,073,343</u>	<u>13,071,429</u>	<u>13,459,012</u>	<u>387,583</u>
Expenditures				
Salaries and Benefits:				
Salaries and Leave Benefits	7,787,495	7,785,495	7,072,856	712,639
Retirement Benefits	1,177,084	1,177,084	1,065,341	111,743
Insurance Benefits	1,370,254	1,365,954	1,327,367	38,587
Other Employee Benefits	500	6,800	6,568	232
Total Salaries and Benefits	<u>10,335,333</u>	<u>10,335,333</u>	<u>9,472,132</u>	<u>863,201</u>
Supplies:				
General Administrative Supplies	185,535	193,035	136,679	56,356
Property Maint/Repairs, Supplies & Parts	67,758	67,758	55,684	12,074
Motor Vehicle Fuel, Supplies, and Parts	2,673	2,673	1,046	1,627
Other Supplies	12,804	12,804	1,000	11,804
Total Supplies	<u>268,770</u>	<u>276,270</u>	<u>194,409</u>	<u>81,861</u>
Purchased and Contracted Services:				
Travel and Meeting Expenses	108,943	98,943	54,745	44,198
Communications, Printing, & Publicity	151,261	154,561	107,069	47,492
Property Maintenance, Repair and Security	577,597	575,596	486,324	89,272
Insurance	56,700	56,700	51,360	5,340
Rents/Leases	589,342	747,813	723,115	24,698
Utilities	191,501	191,501	179,213	12,288
Professional Services	676,496	663,426	541,192	122,234
Library Materials Control Services	366,880	340,680	299,321	41,359
Other Contracts & Purchased Services	93,150	56,950	26,856	30,094
Total Purchased and Contracted Services	<u>2,811,870</u>	<u>2,886,170</u>	<u>2,469,195</u>	<u>416,975</u>

See accompanying notes to the basic financial statements.

WORTHINGTON LIBRARIES
Franklin County, Ohio
Statement of Revenues, Expenditures and Changes
in Fund Balances - Budget (Non-GAAP Basis) and Actual
General Fund
For the Year Ended December 31, 2024

	Original Budget	Final Budget	Actual	Variance
Library Materials and Information:				
Books and Pamphlets	2,286,065	2,308,764	2,044,145	264,619
Periodicals	97,001	97,001	72,824	24,177
Audio-Visual Materials	169,547	164,348	126,053	38,295
Circulating Materials	163,440	145,940	49,614	96,326
Computer Services and Information	276,092	276,092	239,647	36,445
Interlibrary Loan Fees/Charges	2,703	2,703	2,087	616
Total Materials and Information	2,994,848	2,994,848	2,534,370	460,478
Capital Outlay:				
Furniture and Equipment	578,461	578,461	225,594	352,867
Motor Vehicles	47,827	47,827	47,827	-
Total Capital Outlay	626,288	626,288	273,421	352,867
Other Objects:				
Organizational Memberships	20,000	22,500	21,264	1,236
Taxes and Assessments	1,000	1,000	-	1,000
Refunds and Reimbursements	10,750	10,750	684	10,066
Other Miscellaneous Expenses	-	7,500	-	7,500
Total Other Objects	31,750	41,750	21,948	19,802
Contingency:				
Contingency	150,000	150,000	-	150,000
Total Contingency	150,000	150,000	-	150,000
Total Expenditures	17,218,859	17,310,659	14,965,475	2,345,184
Excess (Deficiency) of Revenues Over (Under) Expenditures	(4,145,516)	(4,239,230)	(1,506,463)	2,732,767
Other Financing Uses				
Transfers Out	(1,667,840)	(791,742)	(789,165)	2,577
Total Other Financing Uses	(1,667,840)	(791,742)	(789,165)	2,577
Net Change in Fund Balance	(5,813,356)	(5,030,972)	(2,295,628)	2,735,344
Fund Balances at Beginning of Year	22,165,441	22,165,441	22,165,441	-
Prior Year Encumbrances Appropriated	924,876	924,876	924,876	-
Fund Balances at End of Year	\$ 17,276,961	\$ 18,059,345	\$ 20,794,689	\$ 2,735,344

See accompanying notes to the basic financial statements.

Worthington Libraries
Franklin County, Ohio
Notes to the Basic Financial Statements
For the Year Ended December 31, 2024

NOTE 1 – DESCRIPTION OF THE LIBRARY AND REPORTING ENTITY

Worthington Libraries, Franklin County, Ohio (the Library) is a body corporate and politic established to exercise the rights and privileges conveyed to it by the constitution and laws of the State of Ohio. The Library is directed by a seven-member Board of Trustees appointed by the Worthington City School District Board of Education. The Library provides the community with various educational and literary resources. Currently Worthington Libraries consists of three branches, Old Worthington Library, Worthington Park Library, and the Northwest Library.

The Library is fiscally independent of the Worthington City School District Board of Education, although the Board of Education serves in a ministerial capacity as the taxing authority for the Library. The determination to request approval of a tax levy and the role and purpose(s) of the levy are discretionary decisions made solely by the Board of Library Trustees. Once those decisions are made, the Board of Education must put the levy on the ballot. There is no potential for the Library to provide a financial benefit to or impose a financial burden on the Board of Education.

Under the provisions of Governmental Accounting Standards Board (“GASB”) Statement No. 14, “The Financial Reporting Entity”, GASB Statement No. 39, “Determining Whether Certain Organizations are Component Units, an amendment of GASB Statement No. 14”, and Statement No. 61, “Omnibus-an amendment of GASB Statements No. 14 and No. 34”, the Library is considered to be a related organization of the Worthington City School District.

Component units are legally separate organizations for which the Library is financially accountable. The Library is financially accountable for an organization if the Library appoints a voting majority of the organization’s governing board and (1) the Library is able to significantly influence the programs or services performed or provided by the organization; or (2) the Library is legally entitled to or can otherwise access the organization’s resources; the Library is legally obligated or has otherwise assumed the responsibility to finance the deficits of, or provide financial support to, the organization; or the Library is obligated for the debt of the organization. The Library is also financially accountable for any organizations for which the Library approves the budget, the issuance of debt or the levying of taxes, and there is a potential for the organization to provide specific financial benefits to, or impose specific financial burdens on the Library. Component units also include legally separate, tax-exempt entities whose resources are for the direct benefit of the Library, are accessible to the Library and are significant in amount to the Library. The Library has no component units.

NOTE 2 – SUMMARY OF SIGNIFICANT ACCOUNTING POLICIES

The financial statements of Worthington Libraries have been prepared in conformity with accounting principles generally accepted in the United States of America (GAAP) as applied to governmental units. The Governmental Accounting Standards Board (GASB) is the accepted standard-setting body for establishing governmental accounting and financial reporting principles.

Basis of Presentation

The Library’s basic financial statements consist of government-wide statements, including a Statement of Net Position and a Statement of Activities, and fund financial statements which provide a more detailed level of financial information.

Worthington Libraries
Franklin County, Ohio
Notes to the Basic Financial Statements
For the Year Ended December 31, 2024

Government-Wide Financial Statements - The Statement of Net Position and the Statement of Activities display information about the Library as a whole. The Statement of Net Position presents the financial condition of the governmental activities of the Library at year-end. The Statement of Activities presents a comparison between direct expenses and program revenues for each program or function of the Library's governmental activities. Direct expenses are those that are specifically associated with a service, program or department and are therefore clearly identifiable to a particular function. Program revenues include charges paid by the recipient of the goods or services offered by the program. Revenues which are not classified as program revenues are presented as general revenues of the Library, with certain limited exceptions. The comparison of direct expenses with program revenues identifies the extent to which each governmental function is self-financing or draws from the general revenues of the Library.

Fund Financial Statements - During the year, the Library segregates transactions related to certain Library functions or activities in separate funds in order to aid financial management and to demonstrate legal compliance. Fund financial statements are designed to present financial information of the Library at this more detailed level. The focus of governmental fund financial statements is on major funds. Each major fund is presented in a separate column. Nonmajor funds are aggregated and presented in a single column.

Fund Accounting

The Library uses funds to maintain its financial records during the year. A fund is defined as a fiscal and accounting entity with a self-balancing set of accounts. The Library's funds consist of governmental funds.

Governmental Funds

Governmental funds are those through which most governmental functions are financed. Governmental fund reporting focuses on the sources, uses and balances of current financial resources. Expendable assets are assigned to the various governmental funds according to the purposes for which they may or must be used. Current liabilities are assigned to the fund from which they will be paid. The difference between governmental fund assets and liabilities and deferred inflows of resources is reported as fund balance. The following is the Library's major fund:

General Fund: This fund accounts for all financial resources except those required to be accounted for in another fund. The General Fund balance is available to the Library for any purpose provided it is expended or transferred according to the general laws of Ohio.

The other governmental funds of the Library account for expenditures related to technology upgrades funded by transfers from the general fund, expenditures related to building projects, including improvements to the Library and construction of new facilities which are financed by transfers from the General fund, and support to children, teen and adult programming funded by the Friends Grants Fund.

Worthington Libraries
Franklin County, Ohio
Notes to the Basic Financial Statements
For the Year Ended December 31, 2024

Measurement Focus

Government-Wide Financial Statements - The government-wide financial statements are prepared using the economic resources measurement focus. All assets, deferred outflows of resources, liabilities and deferred inflows of resources associated with the operation of the Library are included on the Statement of Net Position. The Statement of Activities presents increases (e.g., revenues) and decreases (e.g., expenses) in total net position.

Fund Financial Statements - All governmental funds are accounted for using a flow of current financial resources measurement focus. With this measurement focus, only current assets, current liabilities and deferred inflows of resources generally are included on the Balance Sheet. The Statement of Revenues, Expenditures and Changes in Fund Balances reports on the sources (i.e., revenues and other financing sources) and uses (i.e., expenditures and other financing uses) of current financial resources. This approach differs from the manner in which the governmental activities of the government-wide financial statements are prepared. Governmental fund financial statements therefore include a reconciliation with brief explanations to better identify the relationship between the government-wide statements and the statements for governmental funds.

Basis of Accounting

The basis of accounting determines when transactions are recorded in the financial records and reported on the financial statements. The government-wide financial statements are prepared using the accrual basis of accounting. Governmental funds use the modified accrual basis of accounting. Differences in the accrual and the modified accrual basis of accounting arise in the recognition of revenue, the recording of deferred inflows of resources, and in the presentation of expenses versus expenditures.

Revenues - Exchange and Non-Exchange Transactions

Revenue resulting from exchange transactions, in which each party gives and receives essentially equal value, is recorded on the accrual basis when the exchange takes place. On a modified accrual basis, revenue is recorded in the year in which the resources are measurable and become available. “Measurable” means that the amount of the transaction can be determined and “available” means that the resources are collectible within the current year, or are expected to be collected soon enough thereafter to be used to pay liabilities of the current year. For the Library, available means expected to be received within 31 days of year-end.

Non-exchange transactions, in which the Library receives value without directly giving equal value in return, include property taxes, grants, entitlements and donations. On an accrual basis, revenue from property taxes is recognized in the year for which the taxes are levied (See Note 5). Revenue from grants, entitlements and donations is recognized in the year in which all eligibility requirements have been satisfied. Eligibility requirements include timing requirements, which specify the year when the resources are required to be used or the year when use is first permitted; matching requirements, in which the Library must provide local resources to be used for a specified purpose; and expenditure requirements, in which the resources are provided to the Library on a reimbursement basis. On a modified accrual basis, revenue from non-exchange transactions must also be available before it can be recognized. Under the modified accrual basis, entitlements and earnings on investments are considered to be both measurable and available at year end.

Worthington Libraries
Franklin County, Ohio
Notes to the Basic Financial Statements
For the Year Ended December 31, 2024

Deferred Outflows/Inflows of Resources

In addition to assets, the statements of financial position will sometimes report a separate section for deferred outflows of resources. Deferred outflows of resources represent a consumption of net assets that applies to a future period and will not be recognized as an outflow of resources (expense/expenditure) until then. For the Library, deferred outflows of resources are reported on the government-wide statement of net position for pension and OPEB. The deferred outflows of resources related to pension and OPEB are explained in Notes 11 and 12.

In addition to liabilities, the statements of financial position report a separate section for deferred inflows of resources. Deferred inflows of resources represent an acquisition of net assets that applies to a future period and will not be recognized as an inflow of resources (revenue) until that time. For the Library, deferred inflows of resources include property taxes, pension, OPEB and unavailable revenue. Property taxes represent amounts for which there is an enforceable legal claim as of December 31, 2024, but which were levied to finance 2025 operations. These amounts have been recorded as a deferred inflow on both the government-wide statement of net position and governmental fund financial statements. Unavailable revenue is reported only on the governmental funds balance sheet, and represents receivables which will not be collected within the available period. For the Library, unavailable revenue may include delinquent property taxes, intergovernmental grants, and miscellaneous revenues. These amounts are deferred and recognized as an inflow of resources in the period the amounts become available. The details of these unavailable revenues are identified on the reconciliation of total governmental fund balances to net position of governmental activities. Deferred inflows of resources related to pension and OPEB plans are reported on the government-wide statement of net position. (See Notes 11 and 12).

Expenses/Expenditures

On the accrual basis of accounting, expenses are recognized at the time they are incurred. The measurement focus of governmental fund accounting is on decreases in net financial resources (expenditures) rather than expenses. Expenditures are generally recognized in the accounting period in which the related fund liability is incurred, if measurable. Allocations of costs, such as depreciation and amortization, are not recognized in governmental funds.

Cash and Investments

To improve cash management, cash received by the Library is pooled and invested. Monies for all funds are maintained in this pool. Individual fund integrity is maintained through Library records. Interest in the pool is presented as “Equity in Pooled Cash and Investments”.

Investments of the Library’s cash management pool and investments with an original maturity of three months or less at the time they are purchased by the Library are presented on the financial statements as cash equivalents. Investments with an initial maturity of more than three months that were not purchased from the pool are reported as investments.

Worthington Libraries
Franklin County, Ohio
Notes to the Basic Financial Statements
For the Year Ended December 31, 2024

STAR Ohio (the State Treasury Asset Reserve of Ohio) is an investment pool managed by the State Treasurer's Office which allows governments within the State to pool their funds for investment purposes. STAR Ohio is not registered with the SEC as an investment company, but has adopted Governmental Accounting Standards Board (GASB), Statement No. 79, *Certain External Investment Pools and Pool Participants*. The Library measures their investment in STAR Ohio at the net asset value (NAV) per share provided by STAR Ohio. The NAV per share is calculated on an amortized cost basis that provides an NAV per share that approximates fair value.

STAR Ohio reserves the right to limit participant transactions to \$250 million per day. Transactions in all of a participant's accounts will be combined for this purpose. Twenty-four hours advance notice to STAR Ohio is appreciated for purchases or redemptions of \$100 million or more. For calendar year 2024, there were no limitations or restrictions on any participant withdrawals due to redemption notice periods, liquidity fees, or redemption gates.

Following Ohio statutes, the Board of Trustees has, by resolution, specified the funds to receive an allocation of interest earnings. Interest receipts credited to the General Fund during 2024 were \$1,043,411, including \$47,577 assigned from other Library funds.

Prepaid Items

Payments made to vendors for services that will benefit periods beyond December 31, 2024, are recorded as prepaid items using the consumption method. A current asset for the prepaid amount is recorded at the time of the purchase and an expenditure/expense is reported in the year in which services are consumed.

Capital Assets

The Library's only capital assets are general capital assets. General capital assets are those assets specifically related to governmental activities. General capital assets usually result from expenditures in the governmental funds. These assets are reported in the governmental activities column of the government-wide Statement of Net Position but are not reported in the fund financial statements.

All capital assets are capitalized at cost (or estimated historical cost, which is determined by indexing the current replacement costs back to the year of acquisition) and updated for additions and retirements during the year. Donated capital assets are recorded at their acquisition values as of the date received. The Library maintains a capitalization threshold of \$5,000. The Library does not possess any infrastructure. Improvements are capitalized; the costs of normal maintenance and repairs that do not add to the value of the asset or materially extend an asset's life are not capitalized. In addition, Library books are reflected as expenses when purchased and are not capitalized as assets of the Library.

Worthington Libraries
Franklin County, Ohio
Notes to the Basic Financial Statements
For the Year Ended December 31, 2024

All reported capital assets, except land and construction in progress, are depreciated. Improvements are depreciated over the remaining useful lives of the related capital assets. Depreciation is computed using the straight-line method over the following useful lives:

Description	Estimated Lives
Buildings and Improvements	30-100 years
Machinery and Equipment	5-20 years
Vehicles	8 years

The Library is reporting an intangible right to use asset related to a leased building. This intangible asset is being amortized in a systematic and rational manner over the shorter of the lease term.

Compensated Absences

For the Library, compensated absences cover leave for which employees may receive cash payments either when used as time off or as a payout for unused leave upon termination of employment. These payments may occur during employment or at termination. Generally, compensated absences do not follow a fixed payment schedule.

Liabilities should be recognized for unused leave if it is attributable to services already rendered, the leave accumulates, and it is more likely than not that it will be used or paid out in cash. For the Library, this includes sick, vacation, and floating holiday leave.

Liabilities for compensated absences should be recognized in financial statements prepared using the economic resources measurement focus for leave that has not been used and leave that has been used but not yet paid or settled.

A key component in determining the estimate of the amount of accumulated compensated absences that will be used as time off is the flows assumption. The flows assumption determines whether leave used by employees will be attributed first to (a) the recognized liability at the date of the financial statements (a first-in, first-out (FIFO) flows assumption) or (b) the leave earned in the next reporting period (a last-in, first-out (LIFO) flows assumption). The Library uses the FIFO flows assumption.

The amount of compensated absences recognized as expenditures in financial statements prepared using the current financial resources measurement focus should be the amount that normally would be liquidated with expendable available financial resources.

Fund Balance

Fund balance is divided into five classifications based primarily on the extent to which the Library is bound to observe constraints imposed upon the use of the resources in governmental funds. The classifications are as follows:

Nonspendable – The nonspendable fund balance category includes amounts that cannot be spent because they are not in spendable form, or are legally or contractually required to be maintained intact. The "not in spendable form" includes items that are not expected to be converted to cash.

Worthington Libraries
Franklin County, Ohio
Notes to the Basic Financial Statements
For the Year Ended December 31, 2024

Restricted – Fund balance is reported as restricted when constraints placed on the use of resources are either externally imposed by creditors (such as through debt covenants), grantors, contributors, or laws or regulations of other governments, or is imposed by law through constitutional provisions or enabling legislation.

Committed – The committed classification includes amounts that can be used for the specific purposes imposed by a formal action (resolution) of the Board of Trustees. The committed amounts cannot be used for any other purpose unless the Board of Trustees removes or changes the specified use by taking the same type of action (resolution) it employed to previously commit those amounts. In contrast to fund balance that is restricted by enabling legislation, committed fund balance may be redeployed for other purposes with appropriate due process. Constraints imposed on the use of underlying revenue; therefore, compliance with these constraints is not considered to be legally enforceable. Committed fund balance also incorporates contractual obligations to the extent that existing resources in the fund have been specifically committed for use in satisfying those contractual requirements.

Assigned – Amounts in the assigned fund balance classification are intended to be used by the Library for specific purposes but do not meet the criteria to be classified as restricted or committed. In governmental funds other than the General Fund, assigned fund balance represents the remaining amount that is not restricted or committed. These amounts are assigned by the Board of Trustees. In the General Fund, assigned amounts represent intended uses established by the Board of Trustees, or a Library official delegated that authority by State statute. State statute authorizes the Chief Fiscal Officer to assign fund balance for purchases on order provided such amounts have been lawfully appropriated.

Unassigned – Unassigned fund balance is the residual classification for the General Fund and includes all spendable amounts not contained in the other classifications. In other governmental funds, the unassigned classification is used only to report a deficit balance resulting from overspending for specific purposes for which amounts had been restricted, committed, or assigned.

The Library applies restricted resources first when an expense is incurred for purposes which both restricted and unrestricted fund balance/net position are available. The Library considers committed, assigned and unassigned fund balances, respectively, to be spent when expenditures are incurred for purposes for which any of the unrestricted fund balance classifications could be used.

Net Position

Net position represents the difference between all other elements in a statement of financial position. Net Investment in Capital Assets consists of capital assets, net of accumulated depreciation, reduced by the outstanding balances of any borrowings used for the acquisition, construction or improvement of those assets. The Library applies restricted resources when an expense is incurred for purposes for which both restricted and unrestricted net position is available.

Worthington Libraries
Franklin County, Ohio
Notes to the Basic Financial Statements
For the Year Ended December 31, 2024

Internal Activity

Transfers within governmental activities are eliminated on the government-wide financial statements. Internal allocations of overhead expenses from one function to another or within the same function are eliminated on the Statement of Activities. Payments for interfund services provided and used are not eliminated.

Exchange transactions between funds are reported as revenues in the seller funds and as expenditures/expenses in the purchaser funds. Flows of cash or goods from one fund to another without a requirement for repayment are reported as interfund transfers. Interfund transfers are reported as other financing sources/uses in governmental funds. Repayments from funds responsible for particular expenditures/expenses to the funds that initially paid for them are not presented on the financial statements.

Budgetary Process

All funds, except custodial funds, are legally required to be budgeted and appropriated. The budget documents prepared by the Library are the tax budget, the certificate of estimated resources, and the appropriations resolution, all of which are prepared on the budgetary basis of accounting. The tax budget demonstrates a need for existing or increased tax rates. The certificate of estimated resources establishes a limit on the amount the Board of Trustees may appropriate. The appropriations resolution is the Board of Trustees' authorization to spend resources and sets annual limits on expenditures plus encumbrances at the level of control selected by the Board of Trustees. The legal level of control for the Friend's Foundation Fund is at the fund level. The legal level of control has been established at the fund, program, and object code level for all other Library funds. Budgetary modifications at the legal level of control may only be made by resolution of the Board of Trustees.

The certificate of estimated resources may be amended during the year if projected increases or decreases in revenue are identified by the Chief Fiscal Officer. The amounts reported as the original budgeted amounts on the budgetary statements reflect the amounts on the certificate of estimated resources when the original appropriations were adopted. The amounts set forth in the budgetary statements and schedules as final budgeted amounts represent amounts from the amended certificate in force at the time final appropriations were passed by the Board of Trustees.

Pensions/Other Postemployment Benefits (OPEB)

For purposes of measuring the net OPEB liability, net pension liability, deferred outflows of resources and deferred inflows of resources related to pensions/OPEB, and pension/OPEB expense, information about the fiduciary net position of the pension/OPEB plans and additions to/deductions from their fiduciary net position have been determined on the same basis as they are reported by the pension/OPEB plan. For this purpose, benefits payments (including refunds of employee contributions) are recognized when due and payable in accordance with benefit terms. The pension/OPEB plans report investments at fair value.

Worthington Libraries
Franklin County, Ohio
Notes to the Basic Financial Statements
For the Year Ended December 31, 2024

Accrued Liabilities and Long-term Obligations

All payables, accrued liabilities and long-term obligations are reported in the government-wide financial statements. In general, governmental fund payables and accrued liabilities that, once incurred, are paid in a timely manner and in full from current financial resources, are reported as obligations of the funds. However, claims and judgments and compensated absences that will be paid from governmental funds are reported as a liability in the fund financial statements only to the extent that they are due for payment during the current fiscal year. Net pension liability should be recognized in the governmental funds to the extent that benefit payments are due and payable and the pension plan's fiduciary net position is not sufficient for payment of those benefits.

Estimates

The preparation of the financial statements in conformity with GAAP requires management to make estimates and assumptions that affect the amounts reported in the financial statements and accompanying notes. Actual results may differ from those estimates.

Implementation of New Accounting Principles

For the year ended December 31, 2024, the Library has implemented certain provisions of GASB Statement No. 99, *Omnibus 2022*, GASB Statement No. 100, *Accounting Changes and Error Corrections-an amendment of GASB Statement No. 62*, and GASB Statement No. 101, *Compensated Absences*.

GASB Statement No. 99 enhances comparability in accounting and financial reporting and improves the consistency of authoritative literature by addressing (1) practice issues that have been identified during implementation and application of certain GASB Statements and (2) accounting and financial reporting for financial guarantees. The implementation of certain provisions of GASB Statement No. 99 that relate to financial guarantees and the classification and reporting of derivative instruments within the scope of Statement 53 did not have an effect on the financial statements of the Library.

GASB Statement No. 100 enhances accounting and financial reporting requirements for accounting changes and error corrections to provide a more understandable, reliable, relevant, consistent, and comparable information for making decisions or assessment accountability. The implementation of GASB Statement No. 100 was incorporated into the financial statements of the Library.

GASB Statement No. 101 updates the recognition and measurement guidance for compensated absences to promote consistency and better meet the information needs of financial statement users. The unified recognition and measurement model in this Statement will result in a liability for compensated absences that more appropriately reflects when a government incurs an obligation. For the Library, GASB Statement No. 101 increased the liability and the cumulative effects of compensated absences related expense on net position as shown on the table below.

Worthington Libraries
Franklin County, Ohio
Notes to the Basic Financial Statements
For the Year Ended December 31, 2024

Restatement of Net Position

During 2024, the implementation of GASB Statement No. 101 had the following effects on beginning fund balances and net position:

	Reporting Units Affected by Adjustments to and Restatements of <u>Beginning Net Position</u> <u>Government-Wide</u> Governmental Activities
12/31/2023, as previously reported	\$ 28,621,254
Change in accounting principle (GASB 101)	(1,122,370)
12/31/2023, as adjusted or restated	<u>\$ 27,498,884</u>

NOTE 3 – BUDGETARY BASIS OF ACCOUNTING

While reporting financial position, results of operations and changes in fund balance on the basis of accounting principles generally accepted in the United States of America (GAAP), the budgetary basis, as provided by law, is based upon accounting for certain transactions on a basis of cash receipts, disbursements and encumbrances. The Statements of Revenues, Expenditures and Changes in Fund Balance - Budget and Actual (Non-GAAP Basis) is presented for the General Fund to provide a meaningful comparison of actual results with the budget.

The major differences between the budget basis and the GAAP basis are that:

- Revenues are recorded when received in cash (budget basis) as opposed to when susceptible to accrual (GAAP basis).
- Expenditures are recorded when paid in cash (budget basis) as opposed to when the liability is incurred (GAAP basis).
- Outstanding year-end encumbrances are treated as expenditures (budget basis) rather than restricted, committed, or assigned fund balance (GAAP basis).
- Investments are reported at fair value (GAAP basis) rather than at cost (budget basis).
- Some funds are included in the general fund (GAAP basis), but have legally adopted budgets, (budget basis).

Worthington Libraries
Franklin County, Ohio
Notes to the Basic Financial Statements
For the Year Ended December 31, 2024

The adjustments necessary to convert the results of operations for the year on the GAAP basis to the budget basis are as follows for the General Fund:

GAAP Basis	\$ (1,279,849)
Net Adjustment for Revenue Accruals	(138,126)
Net Adjustment for Expenditure Accruals	190,286
Funds Budgeted Elsewhere	17,891
Adjustment for Encumbrances	<u>(1,085,830)</u>
Budget Basis	<u>\$ (2,295,628)</u>

Certain funds that are legally budgeted in separate special revenue funds are considered part of the general fund on a GAAP basis. This includes the termination benefits and unclaimed monies funds.

NOTE 4 – DEPOSITS AND INVESTMENTS

State statutes classify monies held by the Library into three categories.

Active deposits are public deposits necessary to meet current demands on the treasury. Such monies must be maintained either as cash in the Library Treasury, in commercial accounts payable or withdrawable on demand, including negotiable order of withdrawal (NOW) accounts, or in money market deposit accounts.

Inactive deposits are public deposits that the Board of Trustees has identified as not required for use within the current five-year period of designation of depositories. Inactive deposits must either be evidenced by certificates of deposit maturing not later than the end of the current period of designation of depositories, or by savings or deposit accounts including, but not limited to, passbook accounts.

Interim deposits are deposits of interim monies. Interim monies are those monies which are not needed for immediate use but which will be needed before the end of the current period of designation of depositories.

Interim deposits must be evidenced by time certificates of deposit maturing not more than one year from the date of deposit, or by savings or deposit accounts, including passbook accounts.

Interim monies held by the Library may be deposited or invested in the following securities:

1. United States Treasury bills, bonds, notes, or any other obligation or security issued by the United States Treasury, or any other obligation guaranteed as to principal and interest by the United States;
2. Bonds, notes, debentures, or any other obligation or security issued by any federal government agency or instrumentality, including but not limited to, the Federal National Mortgage Association, Federal Home Loan Bank, Federal Farm Credit Bank, Federal Home Loan Mortgage Corporation, and Government National Mortgage Association. All federal agency securities shall be direct issuances of federal government agencies or instrumentalities;

Worthington Libraries
Franklin County, Ohio
Notes to the Basic Financial Statements
For the Year Ended December 31, 2024

3. No-load money market mutual funds consisting exclusively of obligations described in (1) or (2) and repurchase agreements secured by such obligations, provided that investments in securities described in this division are made only through eligible institutions;
4. Time certificates of deposit or savings or deposit accounts including, but not limited to, passbook accounts;
5. Bonds and other obligations of the State of Ohio, and, with certain limitations including a requirement for maturity within ten years from the date of settlement, bonds and other obligations of political subdivisions of the State of Ohio, if training requirements have been met;
6. The State Treasurer's investment pool (STAR Ohio);
7. Certain bankers' acceptances (for a period not to exceed one hundred eighty days) and commercial paper notes (for a period not to exceed two hundred seventy days) in an amount not to exceed 40 percent of the interim monies available for investment at any one time if training requirements have been met; and
8. Written repurchase agreements in the securities described in (1) or (2) provided the market value of the securities subject to the repurchase agreement must exceed the principal value of the agreement by at least two percent and be marked to market daily, and the term of the agreement must not exceed thirty days.

Investments in stripped principal or interest obligations, reverse repurchase agreements and derivatives are prohibited. The issuance of taxable notes for the purpose of arbitrage, the use of leverage and short selling are also prohibited. Investments may only be made through specified dealers and institutions.

Deposits:

At year-end \$160,547 of the Library's bank balance of \$410,547 was exposed to custodial credit risk. The Library's financial institution was approved for a reduced collateral rate of 50 percent through the Ohio Pooled Collateral System. In addition, the Library had petty cash/change funds totaling \$1,000 at year-end.

Custodial credit risk is the risk that, in the event of bank failure, the Library's deposits may not be returned. The Library has no investment policy dealing with investment custodial risk beyond the requirement in State statute. Ohio law requires that deposits either be insured or be protected by:

1. Eligible securities pledged to the District and deposited with a qualified trustee by the financial institution as security for repayment whose market value at all times shall be at least 105 percent of the deposits being secured; or
2. Participation in the Ohio Pooled Collateral System (OPCS), a collateral pool of eligible securities deposited with a qualified trustee and pledged to the Treasurer of State to secure the repayment of all public monies deposited in the financial institution. OPCS requires the total market value of the securities pledged to be 102 percent of the deposits being secured or a rate set by the Treasurer of State.

Worthington Libraries
Franklin County, Ohio
Notes to the Basic Financial Statements
For the Year Ended December 31, 2024

Investments

As of December 31, 2024, the Library had the following investments:

	Measurement		Credit Rating	Maturity in Years		
	Amount	Percentage		less than 1	1-3	3-5
Municipal Bonds	\$ 291,213	1%	AA	\$ 291,213	\$ -	\$ -
FFCB	3,159,077	14%	AA	646,525	555,128	1,957,424
FHLB	3,615,857	16%	AA	685,729	2,234,236	695,892
FHLMC MTN	234,603	1%	AA	-	234,603	-
FAMC	272,889	1%	AA	-	-	272,889
PEFC	438,954	2%	AA	-	142,689	296,265
TVA	256,487	1%	AA	-	-	256,487
Negotiable Certificates	2,872,809	12%	NR	2,155,019	468,381	249,409
Commercial Paper	222,359	1%	A-1	222,359	-	-
Money Market Fund	38,342	0%	AAAm	38,342	-	-
Treasury Notes	7,572,028	33%	AA	-	4,141,540	3,430,488
STAR Ohio	4,026,658	18%	AAAm	4,026,658	-	-
Total	<u>\$ 23,001,276</u>	<u>100%</u>		<u>\$ 8,065,845</u>	<u>\$ 7,776,577</u>	<u>\$ 7,158,854</u>

The Library measures their investment in STAR Ohio at the net asset value (NAV) per share provided by STAR Ohio. The NAV per share is calculated on an amortized cost basis that provides a NAV per share that approximates fair value. The Library measures all other investments at fair value measurement at the end of the fiscal year. The Library categorizes its fair value measurements within the fair value hierarchy established by generally accepted accounting principles. The hierarchy is based on the valuation inputs used to measure the fair value of the asset. Level 1 inputs are quoted prices in active markets for identical assets; Level 2 inputs are significant other observable inputs; Level 3 inputs are significant unobservable inputs. All of the Library's investments reported at fair value are valued using Level 2 inputs, except for the money market fund, which was valued using Level 1 inputs. Institutional bond quotes and evaluations based on various market and industry inputs are used in the valuation of the Library's level 2 investments.

Interest Rate Risk - The Library's investment policy does not address interest rate risk. State statute requires that an investment mature within five years from the date of purchase, unless matched to a specific obligation or debt of the Library and that an investment must be purchased with the expectation that it will be held to maturity. The Library's policy also states that, to the extent possible and prudent, the Library will attempt to match its investment maturities with anticipated cash flow requirements.

STAR Ohio: STAR Ohio is an investment pool operated by the Ohio State Treasurer. It is unclassified since it is not evidenced by securities that exist in physical or book entry form. Ohio law requires STAR Ohio maintain the highest rating provided by at least one nationally recognized standard rating service. The weighted average of maturity of the portfolio held by STAR Ohio as of December 31, 2024, is 27 days.

Credit Risk - Ohio law requires that STAR Ohio maintain the highest rating provided by at least one nationally recognized standard rating service and that the money market fund be rated in the highest category at the time of purchase by at least one nationally recognized statistical rating organization. The negotiable certificates of deposit are in denominations of under \$250,000 each, in separate banks, and are insured by the Federal Deposit Insurance Corporation (FDIC). The negotiable certificates of deposit are, therefore, not subject to credit risk. The Library's investment policy states that credit risk will be minimized by diversifying assets and ensuring that the minimum credit quality ratings required by Ohio Law exist.

Worthington Libraries
Franklin County, Ohio
Notes to the Basic Financial Statements
For the Year Ended December 31, 2024

Custodial Credit Risk - Custodial Credit Risk is the risk that in the event of the failure of the counterparty, the Library will not be able to recover the value of its investments or collateral securities that are in the possession of an outside party. All of the Library's securities are either insured and registered in the name of the Library or at least registered in the name of the Library. The Library has no investment policy dealing with investment custodial risk beyond the requirement in State statute that prohibits the payments for investment prior to the delivery of the securities representing such investments to the Fiscal Officer/CEO or qualified trustee.

NOTE 5 – PROPERTY TAXES

Property taxes include amounts levied against all real and public utility property located in the Library. Property tax revenue received during 2024 for real and public utility property taxes represents collections of the 2023 taxes.

2024 real property taxes were levied after October 1, 2024 on the assessed value as of January 1, 2024, the lien date. Assessed values are established by State law at 35 percent of appraised market value. 2024 real property taxes are collected in and intended to finance 2025.

Real property taxes are payable annually or semi-annually. If paid annually, payment is due December 31; if paid semi-annually, the first payment is due December 31, with the remainder payable by June 20. Under certain circumstances, State statute permits later payment dates to be established.

Public utility tangible personal property currently is assessed at varying percentages of true value; public utility real property is assessed at 35 percent of true value. 2024 public utility property taxes which became a lien December 31, 2023, are levied after October 1, 2024, and are collected in 2025 with real property taxes.

The full tax rate for all Library operations for the year ended December 31, 2024, was \$4.80 per \$1,000 of assessed valuation. The assessed values of real property and public utility tangible property upon which 2024 property tax receipts were based are as follows:

<u>Category</u>	<u>Assessed Value</u>
Real Estate	\$3,146,656,390
Public Utility Personal	75,482,170
Totals	<u>\$3,222,138,560</u>

The County Treasurer collects property taxes on behalf of all taxing districts within the County, including the Library. The County Auditor periodically remits to the Library its portion of the taxes collected. Property taxes receivable represents real and public utility property taxes and outstanding delinquencies which were measurable as of December 31, 2024, and for which there was an enforceable legal claim. In governmental funds, the portion of the receivable not levied to finance 2024 operations is offset to deferred inflows of resources – property taxes levied for the next year. On the accrual basis, collectible delinquent property taxes have been recorded as a receivable and revenue while on the modified accrual basis the revenue has been reported as deferred inflows of resources – unavailable revenue.

Worthington Libraries
Franklin County, Ohio
Notes to the Basic Financial Statements
For the Year Ended December 31, 2024

NOTE 6 – GRANTS-IN-AID

A major source of revenue for Ohio public libraries is the Public Library Fund (PLF). The source of money for this fund comes from a percentage of the State taxes collected in Ohio including State income tax and sales tax. During 2024, the PLF distribution was based on 1.70 percent of the State's General Revenue Fund tax revenue for the first and 1.70 percent for the second half of the year. The Franklin County Budget Commission allocates these funds to the Library based on a formula that was negotiated and agreed to by the seven public libraries located in the county. The County Budget Commission cannot reduce its allocation of these funds to the Library based on any additional revenues the Library receives.

NOTE 7 – RECEIVABLES

Receivables at December 31, 2024, consisted of property taxes, intergovernmental, and interest receivables. All receivables are considered collectible in full due to the ability to foreclose for the nonpayment of taxes and the stable condition of State programs. All receivables, except property taxes, are expected to be received within one year. Property taxes, although ultimately collectible, include some portion of delinquents that will not be collected within one year.

Receivables have been separately identified on the face of the basic financial statements. All receivables are measurable, have legal right to collection and are expected to be collected within the subsequent year.

NOTE 8 – TAX ABATEMENTS

Under tax abatement agreements entered into by other governments, the Library's property tax revenues were reduced as follows:

<u>Government with Tax Abatement Agreement</u>	<u>Amount of Property Taxes Abated</u>
City of Columbus	\$ 9,070
City of Worthington	20,554
Total	<u>\$ 29,624</u>

The Library does not receive any other revenues associated with these forgone tax revenues.

Worthington Libraries
Franklin County, Ohio
Notes to the Basic Financial Statements
For the Year Ended December 31, 2024

NOTE 9 – CAPITAL ASSETS

Capital assets activity for the fiscal year ended December 31, 2024, was as follows:

	Balance at 12/31/2023	Additions	Deletions	Balance At 12/31/2024
Governmental Activities:				
Capital Assets, Not Being Depreciated/Amortized:				
Land	\$ 698,891	\$ -	\$ -	\$ 698,891
Construction in Progress	155,943	-	(155,943)	-
Total Capital Assets, Not Being Depreciated/Amortized	854,834	-	(155,943)	698,891
Capital Assets, Being Depreciated/Amortized				
Buildings and Improvements	13,395,786	-	-	13,395,786
Intangible Right to Use,				
Buildings and Improvements	1,324,081	-	-	1,324,081
Machinery and Equipment	2,047,711	114,011	-	2,161,722
Vehicles	35,387	203,771	-	239,158
Total Capital Assets, Being Depreciated/Amortized	16,802,965	317,782	-	17,120,747
Less Accumulated Depreciation/Amortization:				
Buildings and Improvements	(6,201,078)	(366,413)	-	(6,567,491)
Intangible Right to Use,				
Buildings and Improvements	(501,757)	(167,252)	-	(669,009)
Machinery and Equipment	(1,007,330)	(137,662)	-	(1,144,992)
Vehicles	(16,984)	(21,342)	-	(38,326)
Total Accumulated Depreciation/Amortization	(7,727,149)	(692,669)	-	(8,419,818)
Capital Assets, Being Depreciated/Amortized, Net	9,075,816	(374,887)	-	8,700,929
Governmental Activities Capital Assets, Net	<u>\$ 9,930,650</u>	<u>\$(374,887)</u>	<u>\$(155,943)</u>	<u>\$ 9,399,820</u>

Depreciation/Amortization expense was charged to governmental programs as follows:

Library Services:	
Public Services and Programs	\$ 416,010
Collection Development and Processing	8,343
Support Services:	
Facilities Operations and Maintenance	128,641
Information Services Support	86,442
Business Administration	53,233
Total Depreciation/Amortization Expense	<u>\$ 692,669</u>

Worthington Libraries
Franklin County, Ohio
Notes to the Basic Financial Statements
For the Year Ended December 31, 2024

NOTE 10 – RISK MANAGEMENT

The Library is exposed to various risks of loss related to torts; theft of, damage to, and destruction of assets; errors and omissions; injuries to employees and natural disasters. The commercial package policy includes coverage for commercial property, commercial inland marine, commercial general liability, commercial crime, commercial automobile, and a commercial umbrella.

Settled claims have not exceeded this commercial coverage in any of the past three years. There have been no significant reductions in insurance coverage from the prior year.

NOTE 11 – DEFINED BENEFIT PENSION PLANS

The Statewide retirement systems provide both pension benefits and other postemployment benefits (OPEB).

Net Pension Liability/Net OPEB Liability (Asset)

Pensions and OPEB are a component of exchange transactions – between an employer and its employees — of salaries and benefits for employee services. Pensions are provided to an employee—on a deferred-payment basis—as part of the total compensation package offered by an employer for employee services each financial period.

The net pension/OPEB liability (asset) represents the Library’s proportionate share of each pension/OPEB plan’s collective actuarial present value of projected benefit payments attributable to past periods of service, net of each pension/OPEB plan’s fiduciary net position. The net pension/OPEB liability (asset) calculation is dependent on critical long-term variables, including estimated average life expectancies, earnings on investments, cost of living adjustments and others. While these estimates use the best information available, unknowable future events require adjusting this estimate annually.

Ohio Revised Code limits the Library’s obligation for the liability to annually required payments. The Library cannot control benefit terms or the manner in which pensions/OPEB are financed; however, the Library does receive the benefit of employees’ services in exchange for compensation including pension and OPEB.

GASB 68/75 assumes the liability is solely the obligation of the employer, because (1) they benefit from employee services; and (2) State statute requires funding to come from these employers. All pension contributions to date have come solely from these employers (which also includes pension costs paid in the form of withholdings from employees). The retirement systems may allocate a portion of the employer contributions to provide for these OPEB benefits. In addition, health care plan enrollees pay a portion of the health care costs in the form of a monthly premium. State statute requires the retirement systems to amortize unfunded pension liabilities within 30 years. If the pension amortization period exceeds 30 years, each retirement system’s board must propose corrective action to the State legislature. Any resulting legislative change to benefits or funding could significantly affect the net pension/OPEB liability (asset). Resulting adjustments to the net pension/OPEB liability (asset) would be effective when the changes are legally enforceable. The Ohio Revised Code permits, but does not require the retirement systems to provide healthcare to eligible benefit recipients.

Worthington Libraries
Franklin County, Ohio
Notes to the Basic Financial Statements
For the Year Ended December 31, 2024

The proportionate share of each plan's unfunded benefits is presented as a long-term *net pension liability* and *net OPEB liability (asset)* on the accrual basis of accounting. Any liability for the contractually-required pension/OPEB contributions outstanding at the end of the year is included in intergovernmental payable on both the accrual and modified accrual bases of accounting.

The remainder of this note includes the pension disclosures. See Note 12 for the OPEB disclosures.

Plan Description – Ohio Public Employees Retirement System (OPERS)

Plan Description – Library employees participate in the Ohio Public Employees Retirement System (OPERS). OPERS is a cost-sharing, multiple employer public employee retirement system which administers three separate pension plans. The traditional pension plan is a cost-sharing, multiple-employer defined benefit pension plan. The member-directed plan is a defined contribution plan and the combined plan is a combination cost-sharing, multiple-employer defined benefit/defined contribution pension plan. Effective January 1, 2022, new members may no longer select the Combined Plan, and current members may no longer make a plan change to this plan. In October 2023, the legislature approved House Bill (HB) 33 which allows for the consolidation of the combined plan with the traditional plan with the timing of the consolidation at the discretion of OPERS. As of December 31, 2023, the consolidation has not been executed. (The latest information available.) Participating employers are divided into state, local, law enforcement and public safety divisions. While members in the state and local divisions may participate in all three plans, law enforcement and public safety divisions exist only within the traditional plan. Substantially all employee members are in OPERS' traditional plan; therefore, the following disclosure focuses on the traditional pension plan.

OPERS provides retirement, disability, survivor and death benefits, and annual cost of living adjustments to members of the traditional and combined plans. Authority to establish and amend benefits is provided by Chapter 145 of the Ohio Revised Code. OPERS issues a stand-alone financial report that includes financial statements, required supplementary information and detailed information about OPERS' fiduciary net position that may be obtained by visiting <https://www.opers.org/financial/reports.shtml>, by writing to the Ohio Public Employees Retirement System, 277 East Town Street, Columbus, Ohio 43215-4642, or by calling 800-222-7377.

Worthington Libraries
Franklin County, Ohio
Notes to the Basic Financial Statements
For the Year Ended December 31, 2024

Senate Bill (SB) 343 was enacted into law with an effective date of January 7, 2013. In the legislation, members in the traditional and combined plans were categorized into three groups with varying provisions of the law applicable to each group. The following table provides age and service requirements for retirement and the retirement formula applied to final average salary (FAS) for the three member groups under the traditional and combined plans as per the reduced benefits adopted by SB 343 (see OPERS Annual Comprehensive Financial Report referenced above for additional information, including requirements for reduced and unreduced benefits):

Group A Eligible to retire prior to January 7, 2013 or five years after January 7, 2013	Group B 20 years of service credit prior to January 7, 2013 or eligible to retire ten years after January 7, 2013	Group C Members not in other Groups and members hired on or after January 7, 2013
State and Local	State and Local	State and Local
Age and Service Requirements: Age 60 with 60 months of service credit or Age 55 with 25 years of service credit	Age and Service Requirements: Age 60 with 60 months of service credit or Age 55 with 25 years of service credit	Age and Service Requirements: Age 57 with 25 years of service credit or Age 62 with 5 years of service credit
Traditional Plan Formula: 2.2% of FAS multiplied by years of service for the first 30 years and 2.5% for service years in excess of 30	Traditional Plan Formula: 2.2% of FAS multiplied by years of service for the first 30 years and 2.5% for service years in excess of 30	Traditional Plan Formula: 2.2% of FAS multiplied by years of service for the first 35 years and 2.5% for service years in excess of 35

State and local members who retire before meeting the age-and-years of service credit requirement for unreduced benefits receive a percentage reduction in the benefit amount. The amount of a member's pension benefit vests at retirement.

Final average Salary (FAS) represents the average of the three highest years of earnings over a member's career for Groups A and B. Group C is based on the average of the five highest years of earnings over a member's career.

When a benefit recipient has received benefits for 12 months, the member is eligible for an annual cost of living adjustment (COLA). This COLA is calculated on the member's original base retirement benefit at the date of retirement and is not compounded. For those who retired prior to January 7, 2013, the cost-of-living adjustment is 3 percent. For those retiring on or after January 7, 2013, beginning in calendar year 2019, the adjustment is based on the average percentage increase in the Consumer Price Index, capped at 3 percent.

Worthington Libraries
Franklin County, Ohio
Notes to the Basic Financial Statements
For the Year Ended December 31, 2024

Funding Policy - The Ohio Revised Code (ORC) provides statutory authority for member and employer contributions as follows:

	<u>State and Local</u>
2024 Statutory Maximum Contribution Rates	
Employer	14.0 %
Employee	10.0 %
2024 Actual Contribution Rates	
Employer:	
Pension	14.0 %
Post-employment Health Care Benefits	<u>0.0</u>
Total Employer	<u>14.0 %</u>
Employee	<u>10.0 %</u>

Employer contribution rates are actuarially determined within the constraints of statutory limits for each division and expressed as a percentage of covered payroll. The Library's contractually required contribution was \$825,184 for 2024. Of this amount, \$105,095 is reported as an intergovernmental payable.

Pension Liabilities, Pension Expense, and Deferred Outflows/Inflows of Resources Related to Pensions

The net pension liability for OPERS was measured as of December 31, 2023, and the total pension liability used to calculate the net pension liability was determined by an actuarial valuation as of that date. The Library's proportion of the net pension liability was based on the Library's share of contributions to the pension plan relative to the contributions of all participating entities. Following is information related to the proportionate share and pension expense:

	<u>OPERS</u>
Proportion of the Net Pension Liability:	
Current Measurement Period	0.034074%
Prior Measurement Period	<u>0.035425%</u>
Change in Proportion	<u>-0.001351%</u>
Proportionate Share of the Net	
Pension Liability	\$ 8,920,713
Pension Expense	\$ 848,888

Worthington Libraries
Franklin County, Ohio
Notes to the Basic Financial Statements
For the Year Ended December 31, 2024

Other than contributions made subsequent to the measurement date and differences between projected and actual earnings on investments; deferred inflows/outflows of resources are recognized in pension expense beginning in the current period, using a straight line method over a closed period equal to the average of the expected remaining service lives of all employees that are provided with pensions, determined as of the beginning of the measurement period. Net deferred inflows/outflows of resources pertaining to the differences between projected and actual investment earnings are similarly recognized over a closed five year period. At December 31, 2024, the Library reported deferred outflows of resources and deferred inflows of resources related to pensions from the following sources:

	<u>OPERS</u>
Deferred Outflows of Resources	
Net Difference between Projected and Actual	
Earnings on Pension Plan Investments	\$ 1,800,579
Differences between Expected and	
Actual Experience	145,802
Library Contributions Subsequent	
to the Measurement Date	825,184
Total Deferred Outflows of Resources	<u>\$ 2,771,565</u>
Deferred Inflows of Resources	
Changes in Proportionate Share and	
Differences in Contributions	\$ 158,328
Total Deferred Inflows of Resources	<u>\$ 158,328</u>

\$825,184 reported as deferred outflows of resources related to pension resulting from Library contributions subsequent to the measurement date will be recognized as a reduction of the net pension liability in the year ending December 31, 2025. Other amounts reported as deferred outflows of resources and deferred inflows of resources related to pension will be recognized in pension expense as follows:

Year Ending December 31:	<u>OPERS</u>
2025	\$ 339,515
2026	555,906
2027	1,149,028
2028	(256,396)
Total	<u>\$ 1,788,053</u>

Worthington Libraries
Franklin County, Ohio
Notes to the Basic Financial Statements
For the Year Ended December 31, 2024

Actuarial Assumptions – OPERS

Actuarial valuations of an ongoing plan involve estimates of the value of reported amounts and assumptions about the probability of occurrence of events far into the future. Examples include assumptions about future employment, mortality, and cost trends. Actuarially determined amounts are subject to continual review or modification as actual results are compared with past expectations and new estimates are made about the future.

Projections of benefits for financial reporting purposes are based on the substantive plan (the plan as understood by the employers and plan members) and include the types of benefits provided at the time of each valuation. The total pension liability was determined by an actuarial valuation as of December 31, 2023, using the following key actuarial assumptions and methods applied to all periods included in the measurement in accordance with the requirements of GASB 67:

	<u>OPERS Traditional Plan</u>
Wage Inflation	2.75 percent
Future Salary Increases, including inflation	2.75 to 10.75 percent including wage inflation
COLA or Ad Hoc COLA:	
Pre-January 7, 2013 Retirees	3.0 percent, simple
Post-January 7, 2013 Retirees (Current Year)	2.3 percent, simple through 2024, then 2.05 percent, simple
Post-January 7, 2013 Retirees (Prior Year)	3.0 percent, simple through 2023, then 2.05 percent, simple
Investment Rate of Return	6.9 percent
Actuarial Cost Method	Individual Entry Age

Pre-retirement mortality rates are based on 130 percent of the Pub-2010 General Employee Mortality tables (males and females) for State and Local Government divisions. Post-retirement mortality rates are based on 115 percent of the PubG-2010 Retiree Mortality Tables (males and females). Post-retirement mortality rates for disabled retirees are based on the PubNS-2010 Disabled Retiree Mortality Tables (males and females). For all of the previously described tables, the base year is 2010 and mortality rates for a particular calendar year are determined by applying the MP-2020 mortality improvement scales (males and females) to all of these tables.

The most recent experience study was completed for the five-year period ended December 31, 2020.

During 2023, OPERS managed investments in three investment portfolios: the Defined Benefit portfolio, the Health Care portfolio, and the Defined Contribution portfolio. The Defined Benefit portfolio contains the investment assets for the Traditional Pension Plan, the defined benefit component of the Combined Plan and the annuitized accounts of the Member-Directed Plan. Within the Defined Benefit portfolio contributions into the plans are all recorded at the same time, and benefit payments all occur on the first of the month. Accordingly, the money-weighted rate of return is considered to be the same for all plans within the portfolio. The annual money-weighted rate of return expressing investment performance, net of investment expenses and adjusted for the changing amounts actually invested, for the Defined Benefit portfolio was a gain of 11.2 percent for 2023.

Worthington Libraries
Franklin County, Ohio
Notes to the Basic Financial Statements
For the Year Ended December 31, 2024

The allocation of investment assets with the Defined Benefit portfolio is approved by the Board of Trustees as outlined in the annual investment plan. Plan assets are managed on a total return basis with a long-term objective of achieving and maintaining a fully funded status for the benefits provided through the defined benefit pension plans. The long-term expected rate of return on defined benefit investment assets was determined using a building-block method in which best-estimate ranges of expected future real rates of return are developed for each major asset class. These ranges are combined to produce the long-term expected real rate of return by weighting the expected future real rates of return by the target asset allocation percentage, adjusted for inflation. Best estimates of geometric rates of return were provided by the Board's investment consultant. For each major class that is included in the Defined Benefit portfolio's target asset allocation as of December 31, 2023, these best estimates are summarized below:

Asset Class	Target Allocation	Weighted Average Long-Term Expected Real Rate of Return (Geometric)
Fixed Income	24.00%	2.85%
Domestic Equities	21.00	4.27
Real Estate	13.00	4.46
Private Equity	15.00	7.52
International Equities	20.00	5.16
Risk Parity	2.00	4.38
Other investments	5.00	3.46
Total	100.00%	

Discount Rate The discount rate used to measure the total pension liability for the current year was 6.9 percent. The projection of cash flows used to determine the discount rate assumed that contributions from plan members and those of the contributing employers are made at the contractually required rates, as actuarially determined. Based on those assumptions, the pension plan's fiduciary net position was projected to be available to make all projected future benefits payments of current plan members. Therefore, the long-term expected rate of return on pension plan investments was applied to all periods of projected benefit payments to determine the total pension liability.

Sensitivity of the Library's Proportionate Share of the Net Pension Liability to Changes in the Discount Rate The following table presents the Library's proportionate share of the net pension liability calculated using the current period discount rate assumption of 6.9 percent, as well as what the Library's proportionate share of the net pension liability would be if it were calculated using a discount rate that is one-percentage-point lower (5.9 percent) or one-percentage-point higher (7.9 percent) than the current rate:

	1% Decrease	Current Discount Rate	1% Increase
Library's Proportionate Share of the Net Pension Liability	\$ 14,043,599	\$ 8,920,713	\$ 4,659,960

Worthington Libraries
Franklin County, Ohio
Notes to the Basic Financial Statements
For the Year Ended December 31, 2024

NOTE 12 - DEFINED BENEFIT OPEB PLANS

Net OPEB Liability

See Note 11 for a description of the net OPEB liability.

Ohio Public Employees Retirement System (OPERS)

Plan Description – The Ohio Public Employees Retirement System (OPERS) administers three separate pension plans: the traditional pension plan, a cost-sharing, multiple-employer defined benefit pension plan; the member-directed plan, a defined contribution plan; and the combined plan, a cost-sharing, multiple-employer defined benefit pension plan that has elements of both a defined benefit and defined contribution plan. Substantially all employee members are in OPERS’ traditional plan; therefore, the following disclosure focuses on the traditional pension plan.

OPERS maintains a cost-sharing, multiple-employer defined benefit post-employment health care trust. The 115 Health Care Trust (115 Trust or Health Care Trust) was established in 2014, under Section 115 of the Internal Revenue Code (IRC). The purpose of the 115 Trust is to fund health care. The Ohio Revised Code permits, but does not require, OPERS to provide health care to its eligible benefit recipients. Authority to establish and amend health care coverage is provided to the Board in Chapter 145 of the Ohio Revised Code. Retirees may have an allowance deposited into a health reimbursement arrangement (HRA) account to be used toward the health care program of their choice and other eligible expenses. An OPERS vendor is available to assist with the selection of a health care program.

With one exception, OPERS-provided health care coverage is neither guaranteed nor statutorily required. Ohio law currently requires Medicare Part A equivalent coverage or Medicare Part A premium reimbursement for eligible retirees and their eligible dependents.

OPERS offers a health reimbursement arrangement (HRA) allowance to benefit recipients meeting certain age and service credit requirements. The HRA is an account funded by OPERS that provides tax free reimbursement for qualified medical expenses such as monthly post-tax insurance premiums, deductibles, co-insurance, and co-pays incurred by eligible benefit recipients and their dependents.

OPERS members retiring with an effective date of January 1, 2022, or after must meet the following health care eligibility requirements to receive an HRA allowance:

Age 65 or older Retirees Minimum of 20 years of qualifying service credit

Age 60 to 64 Retirees Based on the following age-and-service criteria:

Group A 30 years of total service with at least 20 years of qualified health care service credit;

Group B 31 years of total service credit with at least 20 years of qualified health care service credit; or

Worthington Libraries
Franklin County, Ohio
Notes to the Basic Financial Statements
For the Year Ended December 31, 2024

Group C 32 years of total service cred with at least 20 years of qualified health care service credit.

Age 59 or younger Based on the following age-and-service criteria:

Group A 30 years of qualified health care service credit;

Group B 32 years of qualified health care service credit at any age or 31 years of qualified health care service credit and at least age 52; or

Group C 32 years of qualified health care service credit and at least age 55.

A retiree from groups A, B or C who qualifies for an unreduced pension, but a portion of their service credit is not health care qualifying service, can still qualify for health care at age 60 if they have at least 20 years of qualifying health care service credit.

Retirees who don't meet the requirement for coverage as a non-Medicare participant can become eligible for coverage at age 65 if they have at least 20 years of qualifying service.

Members with a retirement date prior to January 1, 2022, who were eligible to participate in the OPERS health care program will continue to be eligible after January 1, 2022, as summarized in the following table:

Group A	Group B	Group C
Age and Service Requirements <i>December 1, 2014 or Prior</i>	Age and Service Requirements <i>December 1, 2014 or Prior</i>	Age and Service Requirements <i>December 1, 2014 or Prior</i>
Any Age with 10 years of service credit	Any Age with 10 years of service credit	Any Age with 10 years of service credit
<i>January 1, 2015 through</i> <i>December 31, 2021</i>	<i>January 1, 2015 through</i> <i>December 31, 2021</i>	<i>January 1, 2015 through</i> <i>December 31, 2021</i>
Age 60 with 20 years of service credit or Any Age with 30 years of service credit	Age 52 with 31 years of service credit or Age 60 with 20 years of service credit or Any Age with 32 years of service credit	Age 55 with 32 years of service credit or Age 60 with 20 years of service credit

See the Age and Service Retirement section of the OPERS ACFR for a description of Groups A, B and C.

Eligible retirees may receive a monthly HRA allowance for reimbursement of health care coverage premiums and other qualified medical expenses. Monthly allowances, based on years of service and the age at which the retiree first enrolled in OPERS coverage, are provided to eligible retirees, and are deposited into their HRA account.

The base allowance is determined by OPERS and is currently \$1,200 per month for non-Medicare retirees and \$350 per month for Medicare retirees. The retiree receives a percentage of the base allowance, calculated based on years of qualifying service credit and age when the retiree first enrolled in OPERS health care. Monthly allowances range between 51 percent and 90 percent of the base allowance for both non-Medicare and Medicare retirees.

Worthington Libraries
Franklin County, Ohio
Notes to the Basic Financial Statements
For the Year Ended December 31, 2024

Retirees will have access to the OPERS Connector, which is a relationship with a vendor selected by OPERS to assist retirees participating in the health care program. The OPERS Connector may assist retirees in selecting and enrolling in the appropriate health care plan.

When members become Medicare-eligible, recipients enrolled in OPERS health care programs must enroll in Medicare Part A (hospitalization) and Medicare Part B (medical).

OPERS reimburses retirees who are not eligible for premium-free Medicare Part A (hospitalization) for their Part A premiums as well as any applicable surcharges (late-enrollment fees). Retirees within this group must enroll in Medicare Part A and select medical coverage, and may select prescription coverage, through the OPERS Connector. OPERS also will reimburse 50 percent of the Medicare Part A premium and any applicable surcharges for eligible spouses. Proof of enrollment in Medicare Part A and confirmation that the retiree is not receiving reimbursement or payment from another source must be submitted. The premium reimbursement is added to the monthly pension benefit.

Disclosures for the health care plan are presented separately in the OPERS financial report. Interested parties may obtain a copy by visiting <https://www.opers.org/financial/reports.shtml>, by writing to OPERS, 277 East Town Street, Columbus, Ohio 43215-4642, or by calling (614) 222-5601 or 800-222-7377.

Funding Policy - The Ohio Revised Code provides the statutory authority allowing public employers to fund postemployment health care through their contributions to OPERS. When funding is approved by OPERS Board of Trustees, a portion of each employer's contribution to OPERS is set aside to fund OPERS health care plans. Beginning in 2018, OPERS no longer allocated a portion of its employer contributions to health care.

Employer contribution rates are expressed as a percentage of the earnable salary of active members. In 2024, state and local employers contributed at a rate of 14.0 percent of earnable salary. These are the maximum employer contribution rates permitted by the Ohio Revised Code. Active member contributions do not fund health care.

Each year, the OPERS Board determines the portion of the employer contribution rate that will be set aside to fund health care plans. For 2024, OPERS did not allocate any employer contribution to health care for members in the Traditional Pension Plan. Beginning July 1, 2022, there was a two percent allocation to health care for the Combined Plan which has continued through 2024. The OPERS Board is also authorized to establish rules for the retiree or their surviving beneficiaries to pay a portion of the health care provided. Payment amounts vary depending on the number of covered dependents and the coverage selected. The employer contribution as a percentage of covered payroll deposited into the RMA for participants in the member-directed plan for 2024 was 4.0 percent. Effective July 1, 2022, a portion of the health care rate was funded with reserves which has continued through 2024.

Employer contribution rates are actuarially determined and are expressed as a percentage of covered payroll. The Library's contractually required contribution was \$0 for 2024.

Worthington Libraries
Franklin County, Ohio
Notes to the Basic Financial Statements
For the Year Ended December 31, 2024

Net OPEB Liability (Asset), OPEB Expense, and Deferred Outflows/Inflows of Resources Related to OPEB

The net OPEB liability and total OPEB liability for OPERS were determined by an actuarial valuation as of December 31, 2022, rolled forward to the measurement date of December 31, 2023, by incorporating the expected value of health care cost accruals, the actual health care payment, and interest accruals during the year. The Library's proportion of the net OPEB liability was based on the Library's share of contributions to the retirement plan relative to the contributions of all participating entities. Following is information related to the proportionate share and OPEB expense:

	<u>OPERS</u>
Proportion of the Net OPEB Liability:	
Current Measurement Period	0.038240%
Prior Measurement Period	0.039616%
Change in Proportion	<u>-0.001376%</u>
 Proportionate Share of the Net	
OPEB Liability	\$ (345,125)
OPEB Expense	\$ (51,064)

At December 31, 2024, the Library reported deferred outflows of resources and deferred inflows of resources related to OPEB from the following sources:

	<u>OPERS</u>
Deferred Outflows of Resources	
Net Difference between Projected and Actual	
Earnings on OPEB Plan Investments	\$ 207,269
Changes of Assumptions	88,852
Changes in Proportionate Share and	
Differences in Contributions	8,686
Total Deferred Outflows of Resources	<u>\$ 304,807</u>
 Deferred Inflows of Resources	
Differences between Expected and	
Actual Experience	\$ 49,122
Changes of Assumptions	148,359
Total Deferred Inflows of Resources	<u>\$ 197,481</u>

Worthington Libraries
Franklin County, Ohio
Notes to the Basic Financial Statements
For the Year Ended December 31, 2024

Amounts reported as deferred outflows of resources and deferred inflows of resources related to OPEB will be recognized in OPEB expense as follows:

Year Ending December 31:	OPERS
2025	\$ (3,152)
2026	19,125
2027	161,339
2028	(69,986)
Total	<u>\$ 107,326</u>

Actuarial Assumptions – OPERS

Actuarial valuations of an ongoing plan involve estimates of the values of reported amounts and assumptions about the probability of occurrence of events far into the future. Examples include assumptions about future employment, mortality, and cost trends. Actuarially determined amounts are subject to continual review or modification as actual results are compared with past expectations and new estimates are made about the future.

Projections of health care costs for financial reporting purposes are based on the substantive plan (the plan as understood by the employers and plan members) and include the types of coverage provided at the time of each valuation and the historical pattern of sharing of costs between OPERS and plan members. The actuarial valuation used the following key actuarial assumptions and methods applied to all prior periods included in the measurement in accordance with the requirements of GASB 74:

Wage Inflation	2.75 percent
Projected Salary Increases,	2.75 to 10.75 percent
	including wage inflation
Single Discount Rate	5.70 percent
Prior Year Single Discount Rate	5.22 percent
Investment Rate of Return	6.00 percent
Municipal Bond Rate	3.77 percent
Prior Year Municipal Bond Rate	4.05 percent
Health Care Cost Trend Rate	5.5 percent, initial
	3.50 percent, ultimate in 2038
Actuarial Cost Method	Individual Entry Age

Pre-retirement mortality rates are based on 130 percent of the Pub-2010 General Employee Mortality tables (males and females) for State and Local Government divisions. Post-retirement mortality rates are based on 115 percent of the PubG-2010 Retiree Mortality Tables (males and females). Post-retirement mortality rates for disabled retirees are based on the PubNS-2010 Disabled Retiree Mortality Tables (males and females). For all of the previously described tables, the base year is 2010 and mortality rates for a particular calendar year are determined by applying the MP-2020 mortality improvement scales (males and females) to all of these tables.

The most recent experience study was completed for the five-year period ended December 31, 2020.

Worthington Libraries
Franklin County, Ohio
Notes to the Basic Financial Statements
For the Year Ended December 31, 2024

During 2023, OPERS managed investments in three investment portfolios: the Defined Benefit portfolio, the Health Care portfolio and the Defined Contribution portfolio. The Health Care portfolio includes the assets for health care expenses for eligible members. Within the Health Care portfolio, if any contributions are made into the plans, the contributions are assumed to be received continuously throughout the year based on the actual payroll payable at the time contributions are made. Health care-related payments are assumed to occur mid-year. Accordingly, the money-weighted rate of return is considered to be the same for all plans within the portfolio. The annual money-weighted rate of return expressing investment performance, net of investment expenses and adjusted for the changing amounts actually invested, for the Health Care portfolio was a gain of 14.0 percent for 2023.

The allocation of investment assets within the Health Care portfolio is approved by the Board of Trustees as outlined in the annual investment plan. Assets are managed on a total return basis with a long-term objective of continuing to offer a sustainable health care program for current and future retirees. OPERS' primary goal is to achieve and maintain a fully funded status for the benefits provided through the defined pension plans. Health care is a discretionary benefit. The long-term expected rate of return on health care investment assets was determined using a building-block method in which best-estimate ranges of expected future rates of return are developed for each major asset class. These ranges are combined to produce the long-term expected rate of return by weighting the expected future rates of return by the target asset allocation percentage, adjusted for inflation. Best estimates of geometric rates of return were provided by the Board's investment consultant. For each major asset class that is included in the Health Care's portfolio's target asset allocation as of December 31, 2023, these best estimates are summarized in the following table:

Asset Class	Target Allocation	Weighted Average Long-Term Expected Real Rate of Return (Geometric)
Fixed Income	37.00%	2.82%
Domestic Equities	25.00	4.27
Real Estate Investment Trust	5.00	4.68
International Equities	25.00	5.16
Risk Parity	3.00	4.38
Other investments	5.00	2.43
Total	<u>100.00%</u>	

Worthington Libraries
Franklin County, Ohio
Notes to the Basic Financial Statements
For the Year Ended December 31, 2024

Discount Rate A single discount rate of 5.70 percent was used to measure the OPEB liability on the measurement date of December 31, 2023; however, the single discount rate used at the beginning of the year was 5.22 percent. Projected benefit payments are required to be discounted to their actuarial present value using a single discount rate that reflects (1) a long-term expected rate of return on OPEB plan investments (to the extent that the health care fiduciary net position is projected to be sufficient to pay benefits), and (2) tax-exempt municipal bond rate based on an index of 20-year general obligation bonds with an average AA credit rating as of the measurement date (to the extent that the contributions for use with the long-term expected rate are not met). This single discount rate was based on an expected rate of return on the health care investment portfolio of 6.00 percent and a municipal bond rate of 3.77 percent (Fidelity Index's "20-Year Municipal GO AA Index"). The projection of cash flows used to determine this single discount rate assumed that employer contributions will be made at rates equal to the actuarially determined contribution rate. Based on these assumptions, the health care fiduciary net position and future contributions were sufficient to finance health care costs through 2070. As a result, the actuarial assumed long-term expected rate of return on health care investments was applied to projected costs through the year 2070, and the municipal bond rate was applied to all health care costs after that date.

Sensitivity of the Library's Proportionate Share of the Net OPEB Liability to Changes in the Discount Rate The following table presents the Library's proportionate share of the net OPEB liability calculated using the single discount rate of 5.70 percent, as well as what the Library's proportionate share of the net OPEB liability (asset) would be if it were calculated using a discount rate that is one-percentage-point lower (4.70 percent) or one-percentage-point higher (6.70 percent) than the current rate:

	1% Decrease	Current Discount Rate	1% Increase
Library's Proportionate Share of the Net OPEB Liability (Asset)	\$ 189,670	\$ (345,125)	\$ (788,126)

Sensitivity of the Library's Proportionate Share of the Net OPEB Liability to Changes in the Health Care Cost Trend Rate Changes in the health care cost trend rate may also have a significant impact on the net OPEB liability or asset. The following table presents the net liability or asset calculated using the assumed trend rates, and the expected net OPEB liability or asset if it were calculated using a health care cost trend rate that is 1.0 percent lower or 1.0 percent higher than the current rate.

Retiree health care valuations use a health care cost-trend assumption that changes over several years built into the assumption. The near-term rates reflect increases in the current cost of health care; the trend starting in 2024 is 5.50 percent. If this trend continues for future years, the projection indicates that years from now virtually all expenditures will be for health care. A more reasonable alternative is the health plan cost trend will decrease to a level at, or near, wage inflation. On this basis, the actuaries project premium rate increases will continue to exceed wage inflation for approximately the next decade, but by less each year, until leveling off at an ultimate rate, assumed to be 3.50 percent in the most recent valuation.

	1% Decrease	Current Trend Rate	1% Increase
Library's Proportionate Share of the Net OPEB Liability	\$ (359,456)	\$ (345,125)	\$ (328,864)

Worthington Libraries
Franklin County, Ohio
Notes to the Basic Financial Statements
For the Year Ended December 31, 2024

NOTE 13 – OTHER EMPLOYEE BENEFITS

Insurance Benefits

The Library provides health and vision coverage to all employees with designated position hours of at least 20 hours per week through Anthem and Vision Service Plan, respectively. The Library provides dental coverage to all employees with designated position hours of at least 20 hours per week through Delta Dental. An Employee Assistance Program through MATRIX is also available.

Compensated Absences

Accumulated Unpaid Vacation

Library employees earn vacation leave at varying rates based upon length of service and position hours. Vacation can accumulate to a maximum of one and one-half times the employee's current annual accrual calculated on the designated position hours. Vacation hours earned in excess of that amount are forfeited. If an employee with at least one year of service terminates employment, 100 percent of unused vacation leave is paid. Employees who leave with less than one year of service forfeit any accumulated unused vacation time.

Accumulated Unpaid Sick Leave

Library employees earn sick leave at the rate of four and six tenths hours per 74 hours of service. Sick leave is cumulative up to 25.9 times the designated position's number of hours worked per week (i.e., 37 hours times 25.9 = 960). Hours earned in excess of the maximum are forfeited. Employees who voluntarily terminate employment after 10 years of service with the Library will be paid 25 percent of their accumulated sick leave balance, up to a maximum payment of 240 hours. In the case of death, an employee's estate is paid 50 percent of accumulated available sick leave hours if the employee had 10 years of service with the Library.

Accumulated Unpaid Floating Holidays

Library employees earn floating holiday pay based on position hours for Martin Luther King, Jr. Day, Presidents' Day and Veterans' Day, holidays in which the Library is open. These hours can be scheduled as time off with pay much like vacation and must be used before vacation time is used.

An employee may accumulate no more than three floating holidays. If an employee terminates employment, 100 percent of unused floating holiday leave is paid.

Deferred Compensation

Library employees may participate in the Ohio Public Employees Deferred Compensation Plan. This plan was created in accordance with Internal Revenue Code Section 457. Participation is on a voluntary payroll deduction basis. The plan permits deferral of compensation until future years. According to the plan, the deferred compensation is not available until termination, retirement, death, or an unforeseeable emergency.

Worthington Libraries
Franklin County, Ohio
Notes to the Basic Financial Statements
For the Year Ended December 31, 2024

NOTE 14 – LONG-TERM OBLIGATIONS

The changes in the Library's long-term obligations during 2024 were as follows:

	Restated Amount Outstanding 12/31/2023	Additions	Deletions	Amount Outstanding 12/31/2024	Amounts Due in One Year
Net Pension Liability	\$ 10,464,561	\$ -	\$ (1,543,848)	\$ 8,920,713	\$ -
Net OPEB Liability	249,786	-	(249,786)	-	-
Lease Payable	899,398	-	(171,489)	727,909	177,146
Compensated Absences	1,754,215	22,422 *	-	1,776,637	816,544
	<u>\$ 13,367,960</u>	<u>\$ 22,422</u>	<u>\$ (1,965,123)</u>	<u>\$ 11,425,259</u>	<u>\$ 993,690</u>

* The change in the compensated absences liability is presented as a net change.

The Library pays obligations related to compensated absences and lease payable from the General Fund. There is no repayment schedule for the net pension and net OPEB liabilities; however, employer pension contributions are made from the General Fund.

Lease Payable – On December 12, 2007, the Library entered into an agreement with Worthington Park LLC to lease a storefront unit in the Worthington Park Shopping Center for the purpose of the operation of the Library.

During 2018, the lease was amended in order to expand the leased facilities to add one more unit, with amended lease payments beginning in 2019. The amended lease is for a five-year term with an option to extend for an additional five-year term. The annual rent for the initial five-year is \$176,160. The annual rent for the renewal term is \$198,180. In accordance with terms of the amended lease agreement, the Library will continue to share in common area maintenance, real estate taxes and insurance expenses of the Worthington Park Shopping Center.

The Library has an outstanding agreement to lease the Worthington Park Library building. Due to the implementation of GASB Statement 87, this lease met the reporting criteria. The future lease payments were discounted based on the Library's incremental borrowing rate. This discount is being amortized using the interest method over the life of the lease. A summary of the principal and interest amounts for the remaining leases is as follows:

Lease Payments		
Year Ending	Principal	Interest
2025	\$ 177,146	\$ 21,034
2026	182,990	15,190
2027	189,027	9,153
2028	178,746	2,918
	<u>\$ 727,909</u>	<u>\$ 48,295</u>

Worthington Libraries
Franklin County, Ohio
Notes to the Basic Financial Statements
For the Year Ended December 31, 2024

NOTE 15 – INTERFUND TRANSFERS

Interfund transfers during 2024 were as follows:

	Transfer Out	Transfer In
General Fund	\$ 763,657	\$ -
Nonmajor Governmental Funds	-	763,657
Total	<u>\$ 763,657</u>	<u>\$ 763,657</u>

The Library transferred cash from the General Fund to Nonmajor Governmental Funds to cover miscellaneous capital projects, maintenance and repairs. All transfers were made in accordance with Ohio Revised Code Sections 5705.14, 5705.15 and 5705.16.

NOTE 16 – CONTINGENCIES

Grants

The Library receives financial assistance from State agencies in the form of grants. Disbursing grant funds generally requires compliance with terms and conditions specified in the grant agreements and are subject to audit. Any disallowed claims resulting from such audits could become a liability. However, in the opinion of management, any such disallowed claims through December 31, 2024 will not have a material adverse effect on the Library.

Litigation

The Library is not a defendant in any lawsuits.

NOTE 17 – SIGNIFICANT COMMITMENTS

Encumbrances are commitments related to unperformed contracts for goods or services. Encumbrance accounting is utilized to the extent necessary to assure effective budgetary control and accountability and to facilitate effective cash planning and control. At year-end, the amount of encumbrances expected to be honored upon performance by the vendor in the next fiscal year were as follows:

General Fund	\$ 1,085,830
Other Governmental Funds	251,573
Total	<u>\$ 1,337,403</u>

This page is intentionally left blank.

Worthington Libraries

*Required Supplementary Information
Schedule of Library's Proportionate Share of the Net Pension (Asset)/Liability
Ohio Public Employees Retirement System
Last Ten Years*

	2024	2023	2022	2021	2020	2019	2018	2017	2016	2015
Library's Proportion of the Net Pension (Asset)/Liability										
Traditional Plan	0.034074%	0.035425%	0.035438%	0.036675%	0.036362%	0.031444%	0.031749%	0.032158%	0.031191%	0.0300039%
Combined Plan	0.000000%	0.000000%	0.000000%	0.139747%	0.128635%	0.131009%	0.139169%	0.154685%	0.14933%	0.1568350%
Library's Proportionate Share of the Net Pension (Asset)/Liability										
Traditional Plan	\$ 8,920,713	\$ 10,464,561	\$ 3,083,249	\$ 5,430,769	\$ 7,187,196	\$ 8,611,874	\$ 4,980,803	\$ 7,302,535	\$ 5,402,675	\$ 3,618,806
Combined Plan	\$ -	\$ -	\$ -	\$ (403,399)	\$ (268,235)	\$ (146,497)	\$ (189,454)	\$ (86,093)	\$ (72,667)	\$ (60,385)
Library's Covered Payroll	\$ 5,608,543	\$ 5,491,250	\$ 5,143,071	\$ 5,165,443	\$ 6,033,302	\$ 5,157,516	\$ 5,020,995	\$ 4,880,214	\$ 4,725,332	\$ 4,268,292
Library's Proportionate Share of the Net Pension (Asset)/Liability as a Percentage of its Covered Payroll	159.06%	190.57%	59.95%	97.33%	114.68%	164.14%	95.43%	147.87%	112.80%	83.37%
Plan Fiduciary Net Position as a Percentage of the Total Pension (Asset)/Liability										
Traditional Plan	79.01%	75.74%	92.62%	86.88%	82.17%	74.70%	84.66%	77.25%	81.08%	86.45%
Combined Plan	0.00%	0.00%	0.00%	157.67%	145.28%	126.64%	137.28%	116.55%	116.90%	114.83%

Amounts presented as of the Library's measurement date, which is the prior year-end.

See accompanying notes to the required supplementary information

Worthington Libraries

*Required Supplementary Information
Schedule of Library Pension Contributions
Ohio Public Employees Retirement System
Last Ten Years*

	2024	2023	2022	2021	2020	2019	2018	2017	2016	2015
Contractually Required Contribution	\$ 825,184	\$ 785,196	\$ 768,775	\$ 808,670	\$ 809,383	\$ 844,662	\$ 722,052	\$ 652,729	\$ 585,626	\$ 567,040
Contributions in Relation to the Contractually Required Contribution	\$ 825,184	\$ 785,196	\$ 768,775	\$ 808,670	\$ 809,383	\$ 844,662	\$ 722,052	\$ 652,729	\$ 585,626	\$ 567,040
Contribution Deficiency (Excess)	<u>\$ -</u>	<u>\$ -</u>	<u>\$ -</u>	<u>\$ -</u>	<u>\$ -</u>	<u>\$ -</u>	<u>\$ -</u>	<u>\$ -</u>	<u>\$ -</u>	<u>\$ -</u>
Covered Payroll	\$ 5,894,171	\$ 5,608,543	\$ 5,491,250	\$ 5,143,071	\$ 5,165,443	\$ 6,033,302	\$ 5,157,516	\$ 5,020,995	\$ 4,880,214	\$ 4,725,332
Contributions as a Percentage of Covered-Payroll	14.00%	14.00%	14.00%	15.72%	15.67%	14.00%	14.00%	13.00%	12.00%	12.00%

See accompanying notes the required supplementary information

Worthington Libraries

*Required Supplementary Information
Schedule of Library's Proportionate Share of the Net OPEB (Asset)/Liability
Ohio Public Employees Retirement System
Last Eight Years (1)*

	2024	2023	2022	2021	2020	2019	2018	2017
Library's Proportion of the Net OPEB Liability/(Asset)	0.038240%	0.0396160%	0.0393590%	0.0405110%	0.0398870%	0.0354700%	0.0358200%	0.0364710%
Library's Proportionate Share of the Net OPEB Liability/(Asset)	\$ (345,125)	\$ 249,786	\$ (1,232,784)	\$ (721,736)	\$ 5,509,431	\$ 4,624,451	\$ 3,889,788	\$ 3,683,697
Library's Covered Payroll	\$ 5,608,543	\$ 5,491,250	\$ 5,143,071	\$ 5,165,443	\$ 6,033,302	\$ 5,157,516	\$ 5,020,995	\$ 4,880,214
Library's Proportionate Share of the Net OPEB Liability/(Asset) as a Percentage of its Covered Payroll	-6.15%	4.55%	-23.97%	-13.97%	91.32%	89.66%	77.47%	75.48%
Plan Fiduciary Net Position as a Percentage of the Total OPEB Liability	107.76%	94.79%	128.23%	115.57%	47.80%	46.33%	54.14%	54.05%

(1) Information prior to 2017 is not available. Schedule is intended to show information for 10 years. Additional years will be displayed as they become available.

Amounts presented as of the Library's measurement date, which is the prior year-end.

See accompanying notes to the required supplementary information

Worthington Libraries

*Required Supplementary Information
Schedule of Library OPEB Contributions
Ohio Public Employees Retirement System
Last Ten Years*

	<u>2024</u>	<u>2023</u>	<u>2022</u>	<u>2021</u>	<u>2020</u>	<u>2019</u>	<u>2018</u>	<u>2017</u>	<u>2016</u>	<u>2015</u>
Contractually Required Contribution	\$ -	\$ -	\$ -	\$ -	\$ -	\$ -	\$ -	\$ 50,210	\$ 97,604	\$ 94,507
Contributions in Relation to the Contractually Required Contribution	<u>\$ -</u>	<u>\$ -</u>	<u>\$ -</u>	<u>\$ -</u>	<u>\$ -</u>	<u>\$ -</u>	<u>\$ -</u>	<u>\$ 50,210</u>	<u>\$ 97,604</u>	<u>\$ 94,507</u>
Contribution Deficiency (Excess)	<u><u>\$ -</u></u>	<u><u>\$ -</u></u>	<u><u>\$ -</u></u>	<u><u>\$ -</u></u>	<u><u>\$ -</u></u>	<u><u>\$ -</u></u>	<u><u>\$ -</u></u>	<u><u>\$ -</u></u>	<u><u>\$ -</u></u>	<u><u>\$ -</u></u>
Covered Payroll	\$ 5,894,171	\$ 5,608,543	\$ 5,491,250	\$ 5,143,071	\$ 5,165,443	\$ 6,033,302	\$ 5,157,516	\$ 5,020,995	\$ 4,880,214	\$ 4,725,332
Contributions as a Percentage of Covered-Payroll	0.00%	0.00%	0.00%	0.00%	0.00%	0.00%	0.00%	1.00%	2.00%	2.00%

See accompanying notes the required supplementary information

Worthington Libraries
Franklin County, Ohio
Notes to the Required Supplementary Information
For the Year Ended December 31, 2024

NOTE 1 - NET PENSION LIABILITY

Changes in Assumptions – OPERS

Amounts reported incorporate changes in discount rate used in calculating the total pension liability as follows:

	<u>2023</u>	<u>2022</u>	<u>2021</u>	<u>2020</u>	<u>2019</u>	<u>2018</u>
Discount Rate	6.90%	6.90%	7.20%	7.20%	7.50%	8.00%

Calendar year 2017 reflects an adjustment of the rates of withdrawal, disability, retirement and mortality to more closely reflect actual experience. The expectation of retired life mortality was based on RP-2014 Healthy Annuitant mortality table and RP-2014 Disabled mortality table. Wage inflation rate was also reduced from 3.25 percent to 2.75 percent.

Changes in Benefit Terms – OPERS

In October 2020, the OPERS Board adopted a change in COLA for post-January 7, 2013 retirees, changing it from 1.40 percent simple through 2020 then 2.15 simple to 0.5 percent simple through 2021 then 2.15 percent simple.

In October 2019, the OPERS Board adopted a change in COLA for post-January 7, 2013 retirees, changing it from 3.00 percent simple through 2018 then 2.15 simple to 1.4 percent simple through 2020 then 2.15 percent simple.

NOTE 2 - NET OPEB LIABILITY (ASSET)

Changes in Assumptions - OPERS

Amounts reported incorporate changes in key methods and assumptions used in calculating the total OPEB liability as presented as follows:

<u>Assumption</u>	<u>2024</u>	<u>2023</u>	<u>2022</u>	<u>2021</u>	<u>2020</u>	<u>2019</u>
Discount Rate	5.70%	5.22%	6.00%	6.00%	3.16%	3.96%
Municipal Bond Rate	3.77%	4.05%	1.84%	2.00%	2.75%	3.71%
Health Care Cost Trend Rate	5.50%	5.50%	5.50%	8.50%	10.50%	10.00%

For calendar year 2019, the investment rate of return decreased from 6.50 percent to 6.00 percent.

Changes in Benefit Terms – OPERS

For calendar year 2023, the cost of living adjustments increased from 2.20 percent simple to 2.30 percent simple.

Worthington Libraries
Franklin County, Ohio
Notes to the Required Supplementary Information
For the Year Ended December 31, 2024

For calendar year 2022, the cost of living adjustments decreased from 2.20 percent simple to 2.05 percent simple.

For calendar year 2021, the cost of living adjustments decreased from 3.00 percent simple to 2.20 percent simple.

Combining Financial Statements
and
Individual Fund Schedules

Worthington Libraries
Franklin County, Ohio
Nonmajor Fund Descriptions

The following funds are included in the General Fund (GAAP basis), but has a separate legally adopted budget (budget basis):

Termination Benefits Fund

This fund used to account for monies that are set aside for 27th payroll and payments to employees upon separation from employment.

Unclaimed Monies

This fund is used to account for monies that are lost or unclaimed for.

Special Revenue Funds

Special revenue funds are used to account for and report the proceeds of specific revenue sources that are restricted or committed to expenditure for specific purposes other than debt service or capital projects.

Nonmajor Special Revenue Fund

Friends Foundation Fund

This fund used to account for monies that are restricted and received from the Friends Foundation of Worthington Libraries to support children, teen, and adult programming, along with staff support.

Capital Projects Funds

Capital projects funds are used to account for and report financial resources that are restricted, committed, or assigned to expenditure for capital outlays including the acquisition or construction of major capital facilities and other capital assets.

Nonmajor Capital Projects Funds

Building Fund

This fund accounts for and reports expenditures related to building projects, including improvements to the Library and construction of new facilities which are financed by transfers from the General Fund.

Technology Fund

To account for and report expenditures related to purchases of computing and network technology as well as other office equipment which are financed by transfers from the General Fund.

This page is intentionally left blank.

Worthington Libraries
Franklin County, Ohio
Combining Balance Sheet
Nonmajor Governmental Funds
December 31, 2024

	Nonmajor Special Revenue Fund	Nonmajor Capital Projects Fund	Total Nonmajor Governmental Totals
Assets:			
Equity in Pooled Cash and Investments	\$ 23,037	\$ 911,491	\$ 934,528
Prepaid Items	-	45,584	45,584
Total Assets	<u>\$ 23,037</u>	<u>\$ 957,075</u>	<u>\$ 980,112</u>
Liabilities:			
Accounts Payable	\$ 478	\$ 740	\$ 1,218
Total Liabilities	<u>478</u>	<u>740</u>	<u>1,218</u>
Fund Balances:			
Nonspendable:			
Prepaid Items	-	45,584	45,584
Restricted for:			
Public Services and Programs	22,559	-	22,559
Assigned for:			
Capital Outlays	-	910,751	910,751
Total Fund Balances	<u>22,559</u>	<u>956,335</u>	<u>978,894</u>
Total Liabilities and Fund Balance	<u>\$ 23,037</u>	<u>\$ 957,075</u>	<u>\$ 980,112</u>

Worthington Libraries
Franklin County, Ohio
Combining Statement of Revenues, Expenditures and Changes in Fund Balances
Nonmajor Governmental Funds
For the Year Ended December 31, 2024

	Nonmajor Special Revenue Fund	Nonmajor Capital Projects Fund	Total Nonmajor Governmental Totals
Revenues:			
Contributions, Gifts and Donations	\$ 57,855	\$ -	\$ 57,855
Miscellaneous	-	24	24
Total Revenues	<u>57,855</u>	<u>24</u>	<u>57,879</u>
Expenditures:			
Current:			
Library Services:			
Public Services and Programs	58,395	-	58,395
Support Services:			
Information Services Support	-	108,144	108,144
Capital Outlay	-	410,425	410,425
Total Expenditures	<u>58,395</u>	<u>518,569</u>	<u>576,964</u>
Deficiency of Revenues Under Expenditures	(540)	(518,545)	(519,085)
Other Financing Sources:			
Transfers In	-	763,657	763,657
Total Other Financing Sources	<u>-</u>	<u>763,657</u>	<u>763,657</u>
Net Change in Fund Balances	(540)	245,112	244,572
Fund Balance at Beginning of Year	23,099	711,223	734,322
Fund Balance at End of Year	<u>\$ 22,559</u>	<u>\$ 956,335</u>	<u>\$ 978,894</u>

Worthington Libraries
Franklin County, Ohio
Combining Balance Sheet
Nonmajor Capital Projects Funds
December 31, 2024

	Building Fund	Technology Fund	Total Nonmajor Capital Projects Funds
Assets:			
Equity in Pooled Cash and Investments	\$ 677,016	\$ 234,475	\$ 911,491
Prepaid Items	-	45,584	45,584
Total Assets	<u>\$ 677,016</u>	<u>\$ 280,059</u>	<u>\$ 957,075</u>
Liabilities:			
Accounts Payable	\$ -	\$ 740	\$ 740
Total Liabilities	<u>-</u>	<u>740</u>	<u>740</u>
Fund Balances:			
Nonspendable:			
Prepaid Items	-	45,584	45,584
Assigned for:			
Capital Outlays	677,016	233,735	910,751
Total Fund Balances	<u>677,016</u>	<u>279,319</u>	<u>956,335</u>
Total Liabilities and Fund Balances	<u>\$ 677,016</u>	<u>\$ 280,059</u>	<u>\$ 957,075</u>

Worthington Libraries
Franklin County, Ohio
Combining Statement of Revenues, Expenditures and Changes in Fund Balances
Nonmajor Capital Projects Funds
For the Year Ended December 31, 2024

	Building Fund	Technology Fund	Total Nonmajor Capital Projects Funds
Revenues:			
Miscellaneous	\$ -	\$ 24	\$ 24
Total Revenues	\$ -	\$ 24	\$ 24
Expenditures:			
Current:			
Support Services:			
Information Services Support	\$ -	\$ 108,144	\$ 108,144
Capital Outlay	131,320	279,105	410,425
Total Expenditures	131,320	387,249	518,569
Deficiency of Revenues Under Expenditures	(131,320)	(387,225)	(518,545)
Other Financing Sources:			
Transfers In	247,142	516,515	763,657
Total Other Financing Sources	247,142	516,515	763,657
Net Change in Fund Balances	115,822	129,290	245,112
Fund Balance at Beginning of Year	561,194	150,029	711,223
Fund Balance at End of Year	\$ 677,016	\$ 279,319	\$ 956,335

WORTHINGTON LIBRARIES
Franklin County, Ohio
Schedule of Revenues, Expenditures and Changes
in Fund Balance - Budget (Non-GAAP Basis) and Actual
Termination Benefits Fund
For the Year Ended December 31, 2024

	Final Budget	Actual	Variance (Over)/Under
Revenues			
Total Revenues	\$ -	\$ -	\$ -
Expenditures			
Public Services and Programs			
Salaries and Benefits:			
Public Services and Programs			
Salaries and Leave Benefits	271,765	32,226	239,539
Retirement Benefits	3,000	-	3,000
Insurance Benefits	4,192	467	3,725
Total Public Services and Programs	278,957	32,693	246,264
Collection Development and Processing			
Salaries and Leave Benefits	10,141	10,141	-
Total Collection Development and Processing	10,141	10,141	-
Facilities Operation and Maintenance			
Salaries and Leave Benefits	889	889	-
Insurance Benefits	13	13	-
Total Facilities Operation and Maintenance	902	902	-
Total Salaries and Benefits	290,000	43,736	246,264
Excess of Revenues			
Over (Under) Expenditures	(290,000)	(43,736)	246,264
Other Financing Sources			
Transfers In	25,508	25,508	-
Total Other Financing Sources	25,508	25,508	-
Net Change in Fund Balance	(264,492)	(18,228)	246,264
Fund Balances at Beginning of Year	264,492	264,492	-
Fund Balances at End of Year	\$ -	\$ 246,264	\$ 246,264

WORTHINGTON LIBRARIES
Franklin County, Ohio
Schedule of Revenues, Expenditures and Changes
in Fund Balance - Budget (Non-GAAP Basis) and Actual
Unclaimed Monies Fund
For the Year Ended December 31, 2024

	Final Budget	Actual	Variance (Over)/Under
Revenues			
Miscellaneous	\$ 2,577	\$ 429	\$ (2,148)
Total Revenues	<u>2,577</u>	<u>429</u>	<u>(2,148)</u>
Expenditures			
Public Services and Programs:			
Other Objects	5,000	92	4,908
Total Other Objects	<u>5,000</u>	<u>92</u>	<u>4,908</u>
Total Expenditures	<u>5,000</u>	<u>92</u>	<u>4,908</u>
Net Change in Fund Balance	(2,423)	337	2,760
Fund Balances at Beginning of Year	2,424	2,424	-
Fund Balances at End of Year	<u>\$ 1</u>	<u>\$ 2,761</u>	<u>\$ 2,760</u>

WORTHINGTON LIBRARIES
Franklin County, Ohio
Schedule of Revenues, Expenditures and Changes
in Fund Balance - Budget (Non-GAAP Basis) and Actual
Friend's Foundation Fund
For the Year Ended December 31, 2024

	Final Budget	Actual	Variance (Over)/Under
Revenues			
Contributions, Gifts, and Donations	\$ 57,689	\$ 57,854	\$ 165
Total Revenues	<u>57,689</u>	<u>57,854</u>	<u>165</u>
Expenditures			
Supplies:			
Public Services and Programs			
Materials and Supplies	55,126	43,720	11,406
Contractual Services	22,675	15,730	6,945
Other	3,000	1,181	1,819
Total Supplies	<u>80,801</u>	<u>60,631</u>	<u>20,170</u>
Total Expenditures	<u>80,801</u>	<u>60,631</u>	<u>20,170</u>
Net Change in Fund Balance	(23,112)	(2,777)	20,335
Fund Balances at Beginning of Year	22,188	22,188	-
Prior Year Encumbrances Appropriated	924	924	-
Fund Balances at End of Year	<u>\$ -</u>	<u>\$ 20,335</u>	<u>\$ 20,335</u>

WORTHINGTON LIBRARIES
Franklin County, Ohio
Schedule of Revenues, Expenditures and Changes
in Fund Balance - Budget (Non-GAAP Basis) and Actual
Building Fund
For the Year Ended December 31, 2024

	Final Budget	Actual	Variance (Over)/Under
Revenues			
Total Revenues	\$ -	\$ -	\$ -
Expenditures			
Capital Outlay			
Building Improvements	808,337	341,291	467,046
Total Capital Outlay	808,337	341,291	467,046
Total Expenditures	808,337	341,291	467,046
Excess of Revenues Over (Under) Expenditures	(808,337)	(341,291)	467,046
Other Financing Sources			
Transfers In	247,142	247,142	-
Total Other Financing Sources	247,142	247,142	-
Net Change in Fund Balance	(561,195)	(94,149)	467,046
Fund Balances at Beginning of Year	501,359	501,359	-
Prior Year Encumbrances Appropriated	59,836	59,836	-
Fund Balances at End of Year	\$ -	\$ 467,046	\$ 467,046

WORTHINGTON LIBRARIES
Franklin County, Ohio
Schedule of Revenues, Expenditures and Changes
in Fund Balance - Budget (Non-GAAP Basis) and Actual
Technology Fund
For the Year Ended December 31, 2024

	Final Budget	Actual	Variance (Over)/Under
Revenues			
Miscellaneous	\$ -	\$ 24	\$ 24
Total Revenues	-	24	24
Expenditures			
Information Services Support			
Purchased and Contracted Services			
Software	110,860	101,451	9,409
Professional Fees	15,030	4,706	10,324
Total Purchased and Contracted Services	125,890	106,157	19,733
Capital Outlay			
Furniture and Equipment	504,405	328,585	175,820
Total Capital Outlay	504,405	328,585	175,820
Total Expenditures	630,295	434,742	195,553
Excess of Revenues Over (Under) Expenditures	(630,295)	(434,718)	195,577
Other Financing Sources			
Transfers In	516,515	516,515	-
Total Other Financing Sources	516,515	516,515	-
Net Change in Fund Balance	(113,780)	81,797	195,577
Fund Balances at Beginning of Year	100,484	100,484	-
Prior Year Encumbrances Appropriated	13,296	13,296	-
Fund Balances at End of Year	\$ -	\$ 195,577	\$ 195,577

Statistical Section

This page is intentionally left blank.

Worthington Libraries
Franklin County, Ohio
Statistical Section

This part of Worthington Libraries' Annual Comprehensive Financial Report presents detailed information as a context for understanding what the information in the financial statements, note disclosures, and required supplementary information says about the Library's overall financial health.

<u>Content</u>	<u>Pages</u>
Financial Trends	92-99
These schedules contain trend information to help the reader understand how the Library's financial performance and well-being have changed over time.	
Revenue Capacity	100-105
These schedules contain information to help the reader assess the Library's most significant local revenue source, property taxes.	
Debt Capacity	106-107
These schedules present information to help the reader assess the affordability of the Library's current levels of outstanding debt and the Library's ability to issue additional debt in the future.	
Demographic and Economic Information	108-111
These schedules offer demographic and economic indicators to help the reader understand the environment within which the Library's financial activities take place.	
Operating Information	112-115
These schedules contain service and infrastructure data to help the reader understand how the information in the Library's financial report relates to the services the Library provides and the activities it performs.	

Sources: Unless otherwise noted, the information in these schedules is derived from the Annual Comprehensive Financial Reports for the relevant year.

Worthington Libraries
Worthington, Ohio
Net Position by Component
Last Ten Years
(accrual basis of accounting)

	2015	2016	Restated (1) 2017	2018	2019
Governmental Activities:					
Investment in Capital Assets	\$8,444,400	\$8,258,812	\$8,098,465	\$9,034,029	\$9,409,357
Restricted	5,740	17,950	9,794	27,959	23,550
Unrestricted	19,014,868	20,748,634	17,392,356	17,210,129	15,459,398
<i>Total Governmental Activities Net Position</i>	<u>\$27,465,008</u>	<u>\$29,025,396</u>	<u>\$25,500,615</u>	<u>\$26,272,117</u>	<u>\$24,892,305</u>

(1) Restatement for implementation of GASB 75.

(2) GASB 101 was implemented in 2024. Effects of the implementation cannot fully be shown for prior years.

2020	2021	2022	2023	2024
\$9,666,689	\$9,410,988	\$9,198,592	\$9,031,252	\$8,671,911
26,102	26,513	12,001	23,099	367,684
13,757,653	18,076,186	19,501,702	19,566,903	17,248,319
\$23,450,444	\$27,513,687	\$28,712,295	\$28,621,254	\$26,287,914

Worthington Libraries
Worthington, Ohio
Changes in Net Position
Last Ten Years
(accrual basis of accounting)

	2015	2016	2017	2018	2019
Expenses:					
Library Services:					
Public Services and Programs	\$3,989,685	\$4,309,204	\$5,013,412	\$4,888,338	\$6,252,674
Collection Development and Processing	2,270,992	2,265,023	2,340,821	2,295,172	2,378,583
Support Services:					
Facilities Operations and Maintenance	1,190,404	1,178,978	1,218,568	1,277,119	1,774,437
Information Services Support	854,888	1,010,847	1,088,613	1,153,153	1,170,129
Business Administration	1,683,163	1,825,217	2,130,588	2,159,576	2,421,509
Debt Service:					
Interest and Fiscal Charges	-	-	-	-	-
<i>Total Expenses</i>	<u>9,989,132</u>	<u>10,589,269</u>	<u>11,792,002</u>	<u>11,773,358</u>	<u>13,997,332</u>
Program Revenues:					
Charges for Services:					
Library Services:					
Public Services and Programs	1,237,886	1,193,779	1,126,298	1,060,166	1,049,332
Operating Grants, Contributions, and Interest	35,245	56,244	47,882	52,281	33,250
<i>Total Program Revenues</i>	<u>1,273,131</u>	<u>1,250,023</u>	<u>1,174,180</u>	<u>1,112,447</u>	<u>1,082,582</u>
<i>Net Expenses</i>	<u>(8,716,001)</u>	<u>(9,339,246)</u>	<u>(10,617,822)</u>	<u>(10,660,911)</u>	<u>(12,914,750)</u>
General Revenues:					
Governmental Activities:					
Property Taxes	7,647,050	7,882,190	7,742,737	7,954,028	7,817,992
Grants and Entitlements not					
Restricted to Specific Programs	2,799,018	2,721,475	2,713,341	2,954,976	2,985,903
Unrestricted Gifts and Donations	7,086	5,729	8,626	9,506	9,231
Earnings on Investments	93,863	109,036	244,900	466,785	671,969
Gain on Sale of Capital Assets	-	173,197	-	-	-
Miscellaneous	21,007	8,007	16,924	47,118	49,843
<i>Total General Revenues</i>	<u>10,568,024</u>	<u>10,899,634</u>	<u>10,726,528</u>	<u>11,432,413</u>	<u>11,534,938</u>
<i>Change in Net Position</i>	<u>\$1,852,023</u>	<u>\$1,560,388</u>	<u>\$108,706</u>	<u>\$771,502</u>	<u>(\$1,379,812)</u>

2020	2021	2022	2023	2024
\$6,412,245	\$2,473,912	\$4,743,214	\$5,719,531	\$6,253,527
2,257,416	2,033,267	2,107,198	2,886,812	2,343,339
1,552,472	1,391,647	1,317,723	1,793,187	2,101,367
795,765	603,067	689,075	746,657	790,804
3,011,928	1,617,397	2,524,853	3,155,756	3,554,906
-	37,337	36,452	31,843	26,691
14,029,826	8,156,627	11,418,515	14,333,786	15,070,634
949,656	945,598	962,048	967,705	1,034,517
19,624	11,548	18,992	53,219	57,855
969,280	957,146	981,040	1,020,924	1,092,372
(13,060,546)	(7,199,481)	(10,437,475)	(13,312,862)	(13,978,262)
8,034,442	7,970,796	8,164,856	8,366,096	8,183,146
3,123,639	3,296,661	3,501,855	3,451,755	3,506,034
6,234	7,279	8,878	209,476	14,043
360,145	(47,948)	(65,041)	1,181,981	1,033,287
-	-	-	-	-
94,225	35,936	25,535	12,513	30,782
11,618,685	11,262,724	11,636,083	13,221,821	12,767,292
(\$1,441,861)	\$4,063,243	\$1,198,608	(\$91,041)	(\$1,210,970)

Worthington Libraries
Worthington, Ohio
Fund Balances - Governmental Funds
Last Ten Years
(modified accrual basis of accounting)

	2015	2016	2017	2018	2019
General Fund					
Nonspendable	\$67,151	\$86,482	\$133,171	\$ 122,190	\$ 145,059
Committed	126,489	119,676	242,224	247,593	256,380
Assigned	227,394	217,279	822,980	3,840,084	2,768,075
Unassigned	<u>20,295,478</u>	<u>21,782,210</u>	<u>21,643,495</u>	<u>19,079,739</u>	<u>20,319,541</u>
<i>Total General Fund</i>	<u>20,716,512</u>	<u>22,205,647</u>	<u>22,841,870</u>	<u>23,289,606</u>	<u>23,489,055</u>
All Other Governmental Funds					
Nonspendable	24,230	28,470	59,855	43,357	28,883
Restricted	5,740	13,950	9,794	27,959	23,550
Committed	-	377,883	377,883	991,916	377,883
Assigned	<u>253,821</u>	<u>260,128</u>	<u>1,000,769</u>	<u>568,286</u>	<u>952,027</u>
<i>Total All Other Governmental Funds</i>	<u>283,791</u>	<u>680,431</u>	<u>1,448,301</u>	<u>1,631,518</u>	<u>1,382,343</u>
<i>Total Governmental Funds</i>	<u><u>\$21,000,303</u></u>	<u><u>\$22,886,078</u></u>	<u><u>\$24,290,171</u></u>	<u><u>\$ 24,921,124</u></u>	<u><u>\$ 24,871,398</u></u>

2020	2021	2022	2023	2024
\$ 147,267	\$ 123,880	\$ 153,647	\$ 167,018	\$ 66,348
54,541	248,937	198,494	264,493	246,265
3,655,911	4,650,997	4,331,759	5,664,663	5,781,263
20,084,209	18,841,700	18,667,205	17,621,726	16,344,175
23,941,928	23,865,514	23,351,105	23,717,900	22,438,051
30,197	28,889	29,387	49,408	45,584
26,102	26,513	12,001	23,099	22,559
338,421	-	-	-	-
450,307	601,512	760,938	661,815	910,751
845,027	656,914	802,326	734,322	978,894
<u>\$ 24,786,955</u>	<u>\$ 24,522,428</u>	<u>\$ 24,153,431</u>	<u>\$ 24,452,222</u>	<u>\$ 23,416,945</u>

Worthington Libraries
Worthington, Ohio
Changes in Fund Balances - Governmental Funds
Last Ten Years
(modified accrual basis of accounting)

	2015	2016	2017	2018	2019
Revenues:					
Property Taxes	\$7,679,165	\$7,831,784	\$7,755,427	\$7,930,428	\$7,871,695
Other Government Grants-in-Aid	2,741,190	2,709,140	2,707,421	2,979,717	3,043,768
Patron Fines and Fees	185,450	153,672	113,103	122,497	141,810
Services Provided to Other Entities	1,052,436	1,040,107	1,013,195	937,669	907,522
Contributions, Gifts, and Donations	42,331	61,973	56,508	61,787	42,481
Earnings on Investments	95,084	106,181	239,366	463,137	672,832
Miscellaneous	19,007	8,007	16,924	46,918	49,843
<i>Total Revenues</i>	<u>11,814,663</u>	<u>11,910,864</u>	<u>11,901,944</u>	<u>12,542,153</u>	<u>12,729,951</u>
Expenditures:					
Current:					
Library Services:					
Public Services and Programs	3,883,496	3,936,281	4,160,061	4,239,093	5,019,944
Collection Development and Processing	2,261,148	2,253,948	2,251,634	2,231,153	2,254,392
Support Services:					
Facilities Operations and Maintenance	895,192	956,310	950,580	1,003,593	1,198,392
Information Services Support	774,190	936,408	896,875	991,247	966,754
Business Administration	1,689,898	1,813,322	1,903,481	1,974,059	2,091,645
Capital Outlay	346,526	509,120	335,220	1,472,255	1,248,550
Debt Service:					
Principal Retirement	-	-	-	-	-
Interest and Fiscal Charges	-	-	-	-	-
<i>Total Expenditures</i>	<u>9,850,450</u>	<u>10,405,389</u>	<u>10,497,851</u>	<u>11,911,400</u>	<u>12,779,677</u>
<i>Excess of Revenues Over Expenditures</i>	<u>1,964,213</u>	<u>1,505,475</u>	<u>1,404,093</u>	<u>630,753</u>	<u>(49,726)</u>
Other Financing Sources (Uses):					
Proceeds from Sale of Assets	2,000	380,300	-	200	-
Transfers - In	391,695	932,630	1,120,143	1,531,300	935,236
Transfers - Out	(391,695)	(932,630)	(1,120,143)	(1,531,300)	(935,236)
<i>Total Other Financing Sources (Uses)</i>	<u>2,000</u>	<u>380,300</u>	<u>-</u>	<u>200</u>	<u>-</u>
<i>Net Change in Fund Balances</i>	<u>\$1,966,213</u>	<u>\$1,885,775</u>	<u>\$1,404,093</u>	<u>\$630,953</u>	<u>(\$49,726)</u>
<i>Debt Service as a Percentage of Noncapital Expenditures</i>	0.0%	0.0%	0.0%	0.0%	0.0%

2020	2021	2022	2023	2024
\$8,030,982	\$7,945,092	\$8,196,447	\$8,372,308	\$8,159,465
2,964,557	3,243,372	3,436,838	3,443,679	3,340,881
39,429	36,563	31,225	19,983	30,262
910,227	909,035	930,823	947,722	1,004,255
25,858	18,827	27,870	262,695	71,898
368,842	(51,008)	(96,078)	1,137,352	1,043,411
94,225	35,936	25,535	12,513	30,782
12,434,120	12,137,817	12,552,660	14,196,252	13,680,954
5,085,234	4,902,250	5,433,660	5,163,001	5,860,375
2,134,223	2,317,605	2,215,270	2,857,485	2,353,086
1,158,845	1,011,621	1,167,855	1,337,020	1,457,933
673,271	641,263	655,219	661,473	709,625
2,506,860	2,653,706	2,904,673	3,039,082	3,459,897
960,130	699,739	368,820	661,405	677,135
-	138,823	139,708	146,152	171,489
-	37,337	36,452	31,843	26,691
12,518,563	12,402,344	12,921,657	13,897,461	14,716,231
(84,443)	(264,527)	(368,997)	298,791	(1,035,277)
-	-	-	-	-
447,726	586,648	593,335	458,260	763,657
(447,726)	(586,648)	(593,335)	(458,260)	(763,657)
-	-	-	-	-
(\$84,443)	(\$264,527)	(\$368,997)	\$298,791	(\$1,035,277)
0.0%	1.5%	1.4%	1.4%	1.4%

Worthington Libraries
Worthington, Ohio
Assessed Value and Estimated Actual Value of Taxable Property
Last Ten Years

Collection Year	Real Property			Tangible Personal Property			
	Assessed Value			Public Utility		Totals	
	Residential/ Agricultural	Commercial/ Industrial/PU	Estimated Actual Value	Assessed Value	Estimated Actual Value	Assessed Value	Estimated Actual Value
2015	\$ 1,390,188,880	\$ 397,473,620	\$ 5,107,607,143	\$ 38,964,780	\$ 44,278,159	\$ 1,826,627,280	\$ 5,151,885,302
2016	1,396,134,530	403,130,660	5,140,757,686	42,594,160	48,402,455	1,841,859,350	5,189,160,141
2017	1,399,228,110	411,207,900	5,172,674,314	44,365,290	50,415,102	1,854,801,300	5,223,089,416
2018	1,557,509,640	446,204,640	5,724,897,943	43,171,320	49,058,318	2,046,885,600	5,773,956,261
2019	1,557,364,990	460,066,690	5,764,090,514	56,303,390	63,981,125	2,073,735,070	5,828,071,639
2020	1,563,683,660	471,303,360	5,814,248,629	59,650,180	67,784,295	2,094,637,200	5,882,032,924
2021	1,835,049,030	519,768,520	6,728,050,143	64,025,890	72,756,693	2,418,843,440	6,800,806,836
2022	1,841,313,600	521,346,090	6,750,456,257	67,874,380	77,129,977	2,430,534,070	6,827,586,234
2023	1,847,426,330	520,452,900	6,765,369,229	71,409,140	81,146,750	2,439,288,370	6,846,515,979
2024	2,537,822,230	608,834,160	8,990,446,829	75,482,170	85,775,193	3,222,138,560	9,076,222,022

The assessed value of real property (including public utility real property) is 35 percent of estimated true value.

The assessed value of public utility personal property ranges from 25 percent of true value for railroad property to 88 percent for electric transmission and distribution property.

The tangible personal property values associated with each year are the values that, when multiplied by the applicable rates, generated the property tax revenue billed in that year. For real property, the amounts generated by multiplying the assessed values by the applicable rates would be reduced by the 10 percent and 2 1/2 percent rollbacks and homestead exemptions before being billed.

Source: Ohio Department of Taxation, Franklin County Auditor

Ratio	Weighted Average Total Direct Tax Rate
35.46%	\$ 4.44
35.49%	3.64
35.51%	4.34
35.45%	4.44
35.58%	4.45
35.61%	4.45
35.57%	0.11
35.60%	4.44
35.63%	3.64
35.50%	3.78

Worthington Libraries
Worthington, Ohio
Property Tax Levies and Collections (1)
Last Ten Years

Collection Year	Current Tax Levy	Current Tax Collections (1)	Percent of Current Tax Collections to Current Tax Levy	Delinquent Tax Collections (2)	Total Tax Collections	Percent of Total Tax Collections to Current Tax Levy
2015	\$ 8,119,979	\$ 7,890,529	97.17%	\$ 141,959	\$ 8,032,488	98.92%
2016	8,192,677	8,002,496	97.68%	128,177	8,130,673	99.24%
2017	8,252,459	8,088,758	98.02%	154,821	8,243,579	99.89%
2018	8,296,208	8,210,204	98.96%	122,857	8,333,061	100.44%
2019	8,438,936	8,299,624	98.35%	148,623	8,448,247	100.11%
2020	8,523,719	8,403,633	98.59%	142,546	8,546,179	100.26%
2021	8,589,118	8,398,107	97.78%	147,820	8,545,927	99.50%
2022	8,637,237	8,641,689	100.05%	191,709	8,833,398	102.27%
2023	8,677,579	8,553,467	98.57%	190,801	8,744,268	100.77%
2024	8,672,089	8,529,624	98.36%	169,340	8,698,964	100.31%

Source: Franklin County Auditor

- (1) Includes Homestead/Rollback exemptions assessed locally, but distributed through the State and reported as intergovernmental revenue. Provided by Franklin County Auditor
- (2) The Franklin County Auditor's Office confirmed the Percent of Total Collections to Tax Levy column includes percentages in excess of 100% due to timing issues with the collection of property taxes. The Auditor's Office is unable to track delinquent taxes collected by year levied. Therefore, Worthington Libraries has elected to show delinquent taxes by collection year. This presentation will be updated as new information becomes available.

Worthington Libraries
Worthington, Ohio
Principal Property Taxpayers
2015 and 2024

2015			2024		
Name of Taxpayer	Assessed Value	Percent of Total Assessed Value	Name of Taxpayer	Assessed Value	Percent of Total Assessed Value
Public Utilities			Public Utilities		
1 Ohio Power Company	\$33,331,010	1.81%	1 Ohio Power Company	\$55,922,470	1.74%
			2 American Municipal Power	8,641,440	0.27%
			3 Columbia Gas of Ohio	7,581,430	0.24%
Real Estate			Real Estate		
1 Anheuser-Busch Inc	18,307,730	0.99%	1 District at Linworth	18,497,120	0.57%
2 Worthington Industries	7,758,270	0.42%	2 Communications Realty Investments	14,745,610	0.46%
3 Worthington Meadows	7,533,770	0.41%	3 Vanguard of Polaris Holding LLC	14,655,480	0.45%
4 Fieldstone Trace LLC	7,367,500	0.40%	4 Worthington Meadows	12,121,520	0.38%
5 445 Hutchinson LP	7,192,510	0.39%	5 WG Stratford 1 LLC @ (3)	11,194,790	0.35%
6 TMF II Central LLC	6,813,110	0.37%	6 Lincoln Pointe LLC	10,897,250	0.34%
7 Worthington Square Acquisition LLC	5,466,870	0.30%	7 Park View Village Holding Company	10,406,450	0.32%
8 Stanford Chase	5,250,000	0.29%	8 Anheuser-Busch Inc	9,869,090	0.31%
9 Columbus Park Club	5,183,120	0.28%	9 Fieldstone Trace LLC	8,936,100	0.28%
10 BRG Liberty Crossing LLC	4,987,510	0.27%	10 Is-Can Ohio X LLP	8,804,010	0.27%
All Others	1,732,525,910	94.07%	All Others	3,029,865,800	94.03%
Total Assessed Valuation	<u>\$1,841,717,310</u>	<u>100.00%</u>	Total Assessed Valuation	<u>\$3,222,138,560</u>	<u>100.00%</u>

Source: Office of the Auditor, Franklin County, Ohio and Worthington Libraries 2015 Comprehensive Annual Financial Report

Worthington Libraries
Worthington, Ohio
Direct and Overlapping Property Tax Rates
(Per \$1,000 of Assessed Value)
Last Ten Years

	2015	2016	2017	2018	2019
Voted Millage - By Levy					
1992 Current Expense					
Residential/Agricultural Real	\$2.12	\$2.12	\$2.12	\$2.12	\$2.12
Commercial/Industrial and Public Utility Real	2.20	2.20	2.20	2.20	2.20
General Business and Public Utility Personal	2.20	2.20	2.20	2.20	2.20
2005 Current Expense					
Residential/Agricultural Real	2.21	2.21	2.21	2.21	2.21
Commercial/Industrial and Public Utility Real	2.60	2.60	2.60	2.60	2.60
General Business and Public Utility Personal	2.60	2.60	2.60	2.60	2.60
Total Voted Millage By Type of Property					
Residential/Agricultural Real	4.33	4.33	4.33	4.33	4.33
Commercial/Industrial and Public Utility Real	4.80	4.80	4.80	4.80	4.80
General Business and Public Utility Personal	4.80	4.80	4.80	4.80	4.80
Overlapping Rates By Taxing District					
Franklin County					
General Fund	1.47	1.47	1.47	1.47	1.47
Children Services	5.00	5.00	5.00	5.00	5.00
ADAMH Board	2.20	2.20	2.20	2.20	2.20
MRDD	7.00	7.00	7.00	7.00	7.00
Metro Park	0.75	0.75	0.75	0.75	0.95
Zoological Park	0.75	0.75	0.75	0.75	0.75
Office on Aging	1.30	1.30	1.75	1.75	1.75
Total Franklin County	18.47	18.47	18.92	18.92	19.12
School District					
Worthington City School District	96.94	96.94	96.94	102.09	104.09
Townships					
Sharon Township	1.57	23.50	27.50	27.50	27.50
Perry Township	21.60	23.10	25.10	25.10	25.02
Cities					
City of Worthington	5.00	5.00	5.00	5.00	5.00
City of Columbus	3.14	3.14	3.14	3.14	3.14

Source: Ohio Department of Taxation, County Auditor, Franklin County

The rates presented for a particular calendar year are the rates that, when applied to the assessed values presented in the Assessed Value Table, generated the property tax revenue for that year.

Rates may only be raised by obtaining the approval of a majority of the voters at a public election.

Real property tax rates are reduced so that inflationary increases in value do not generate additional taxes. Real property is reappraised every six years and property values are updated in the third year following each reappraisal.

2020	2021	2022	2023	2024
\$2.12	\$2.12	\$2.12	\$2.12	\$2.12
2.20	2.20	2.20	2.20	2.20
2.20	2.20	2.20	2.20	2.20
2.21	2.21	2.21	2.21	2.21
2.60	2.60	2.60	2.60	2.60
2.60	2.60	2.60	2.60	2.60
4.33	4.33	4.33	4.33	4.33
4.80	4.80	4.80	4.80	4.80
4.80	4.80	4.80	4.80	4.80
1.47	1.47	1.47	1.47	1.47
5.00	5.00	5.00	5.00	5.00
2.20	2.20	2.85	2.85	2.85
7.00	7.00	7.00	7.00	7.00
0.95	0.95	0.95	0.95	0.95
0.75	0.75	0.75	0.75	0.75
1.75	1.75	1.75	1.75	1.75
19.12	19.12	19.77	19.77	19.77
105.64	105.64	107.64	114.54	114.54
27.50	27.50	27.50	31.56	31.56
25.10	25.10	25.10	25.10	25.10
5.00	5.00	5.00	5.00	5.00
3.14	3.14	3.14	3.14	3.14

Worthington Libraries
Worthington, Ohio
Ratios of Outstanding Debt by Type
Last Ten Fiscal Years

<u>Fiscal Year</u>	<u>Leases (1)</u>	<u>Total Outstanding Debt</u>	<u>Percentage of Personal Income (2)</u>	<u>Population (3)</u>	<u>Debt per Capita</u>
	<u>Governmental Activities</u>				
2024	\$ 727,909	\$ 727,909	0.02%	69,942	10
2023	899,398	899,398	0.03%	65,088	14
2022	1,045,550	1,045,550	0.03%	67,484	15
2021	1,185,258	1,185,258	0.03%	66,989	18
2020	-	-	0.00%	66,127	-
2019	-	-	0.00%	66,384	-
2018	-	-	0.00%	65,359	-
2017	-	-	0.00%	64,886	-
2016	-	-	0.00%	60,725	-
2015	-	-	0.00%	60,012	-

(1) Source: Library records

(2) Personal income is disclosed in the table of Demographic and Economic Statistics

(3) Population is disclosed in the table of Demographic and Economic Statistics

Worthington Libraries
Worthington, Ohio
Computation of Direct and Overlapping Governmental Debt
December 31, 2024

	Net Long-term Debt Outstanding		Amount Applicable to Library
Direct:			
Worthington Libraries	\$ 727,909	100.00%	\$ 727,909
Overlapping:			
Worthington City School District	319,774,000	100.00%	319,774,000
Franklin County	81,223,216	6.42%	5,214,530
City of Columbus	2,788,938,083	6.79%	189,368,896
Columbus State Community College	178,035,000	6.42%	11,429,847
Solid Waste Authority of Central Ohio	45,065,000	6.02%	2,712,913
Total Overlapping Debt	3,413,035,299		528,500,185
Total Direct and Overlapping Debt	\$ 3,413,763,208		\$ 529,228,094

Source: Office of the Auditor, Franklin County, Ohio, and Financial Statements for the respective subdivision.

Overlapping governments are those that coincide, at least in part, with the geographic boundaries of the Library. This schedule estimates the portion of the outstanding debt of those overlapping governments that is borne by the residents and businesses of the Library. This process recognizes that, when considering the Library's ability to issue and repay long-term debt, the entire debt burden borne by the residents and businesses should be taken into account.

Worthington Libraries
Worthington, Ohio
Demographic and Economic Statistics
Last Ten Years

Year	Population (1)	Personal Income (2)	Per Capita Personal Income (4)	Unemployment Rate (3)
2015	60,012	\$ 2,845,769,040	\$ 47,420	4.0%
2016	60,725	2,956,578,800	48,688	4.0%
2017	64,886	3,178,051,394	48,979	4.4%
2018	65,359	3,269,322,539	50,021	4.5%
2019	66,384	3,320,594,064	50,021	3.7%
2020	66,127	3,363,682,109	50,867	3.7%
2021	66,989	3,487,849,274	52,066	3.7%
2022	67,484	3,530,185,886	52,313	3.8%
2023	65,088	3,432,025,152	52,729	3.4%
2024	69,942	3,629,640,090	51,895	3.8%

Sources: (1) Mid Ohio Regional Planning Commission.
(2) Calculated based on per capita income and population
(3) Ohio Bureau of Employment Services, not available for Worthington
Public Libraries. Figures presented are for Franklin County.
(4) Ohio Department of Education 2015 - 2024

Worthington Libraries
Worthington, Ohio
Principal Employers
2015 and 2024

Employer	Nature of Business	2015		2024	
		Number of Employees	Rank	Number of Employees	Rank
Ohio State University	Education			36,433	1
Worthington Industries Inc	Steel Industry	1,229	1		
OhioHealth	Healthcare			24,662	2
Worthington School District	Education	1,150	2		
State of Ohio	State Government			24,217	3
JPMorgan Chase & Co	Banking, Financial Services			18,600	4
Anthem Blue Cross	Insurance	825	3		
Emerson Network Power (formerly Liebert Corporation)	Energy/Power	800	4		
Nationwide Children's Hospital	Nonprofit Pediatric Healthcare System			14,037	5
Anheuser-Busch Inc	Production Plant	606	5		
The Kroger Co	Retail Food Store			14,006	6
Huntington Bank	Mortgage/Banking	510	6		
Nationwide	Insurance and Financial Services			11,000	7
Sandvik Hyperion (formerly Diamond Innovations Inc)	Diamond Products	369	7		
Amazon	Online Retailer			9,262	8
MedVet Medical Center	Animal Care	328	8		
City of Columbus	City Government			9,150	9
The Laurels Healthcare	Healthcare System	240	9		
Columbus City Schools	Education			8,200	10
American Health Holding	Healthcare System	200	10		

Source: 2023 Franklin County ACFR and 2015/2024 Columbus Business First Book of Lists

Note: Information for 2024 and 2015 is for all of Franklin County as the Library is unable to collect information pertaining to District only employers.

Worthington Libraries
Worthington, Ohio
Library Employees by Function/Program
Last Ten Years

Function/Program	2015	2016	2017	2018	2019
Governmental Activities:					
Library Services:					
Public Services and Programs	121	121	116	112	137
Collection Development and Processing	9	9	9	9	9
Support Services:					
Facilities Operations and Maintenance	1	1	1	5	6
Information Services Support	5	7	6	6	7
Business Administration	16	16	15	15	18
<i>Total Number of Employees</i>	<u>152</u>	<u>154</u>	<u>147</u>	<u>147</u>	<u>177</u>

Note: Figures include both full and part time employees.

Source: Worthington Public Library Records

2020	2021	2022	2023	2024
119 9	119 9	116 9	114 9	103 9
6 3 21	6 3 20	7 3 18	7 3 23	7 2 29
158	157	153	156	150

Worthington Libraries
Worthington, Ohio
Operating Indicators By Function/Program
Last Ten Years

Function/Program	2015	2016	2017	2018	2019
Library Services:					
Public Services and Programs					
Number of Materials Circulated	4,024,184	3,963,942	4,060,329	4,299,536	4,143,528
Number of Registered Borrowers	79,522	75,794	78,081	79,960	83,765
Collection Development and Processing					
Number of Materials Owned	808,739	808,122	1,203,198	1,298,442	1,714,808
Support Services:					
Facilities Operations and Maintenance					
Square footage of Facility Maintained:					
Old Worthington Library	42,446	42,446	42,446	42,446	42,446
Northwest Library	25,481	25,481	25,481	25,481	25,481
Worthington Park Library	8,680	8,680	8,680	8,680	14,680
Information Services Support					
Number of Computers	443	456	478	479	534
Number of Web Site Visits	1,136,306	1,016,310	1,052,929	1,154,759	1,150,665

Source: Worthington Public Libraries Information and Public Library Data Service (PLDS)

2020	2021	2022	2023	2024
2,457,059	2,964,969	2,981,795	3,030,430	3,026,708
86,764	91,669	97,458	102,598	109,190
1,816,416	2,979,968	2,494,321	2,408,065	2,532,483
42,446	42,446	42,446	42,446	42,446
25,481	25,481	25,481	25,481	25,481
14,680	14,680	14,680	14,680	14,680
534	534	369	359	338
891,885	929,756	980,302	1,081,055	1,209,301

Worthington Libraries
Worthington, Ohio
Capital Assets Statistics by Function/Class
Last Ten Years

Function/Class	2015	2016	2017	2018	2019
Library Services:					
Public Services and Programs					
Land	\$693,992	\$535,372	\$535,372	\$535,372	\$535,372
Construction in Progress	30,800	52,480	-	682,902	-
Buildings and Improvements	8,228,692	8,228,692	8,228,691	8,228,691	10,012,137
Machinery and Equipment	533,156	592,817	641,827	641,826	629,797
Vehicles	-	-	-	-	-
Total Public Service and Programs					
Collection Development and Processing					
Land	17,123	13,164	13,164	13,164	13,164
Buildings and Improvements	135,314	135,314	135,314	135,314	135,314
Support Services:					
Facilities Operations and Maintenance					
Land	119,863	92,440	92,440	92,440	92,440
Construction in Progress	21,149	-	-	544,188	-
Buildings and Improvements	1,436,958	1,524,729	1,537,089	1,537,089	1,702,682
Intangible Right to Use, Buildings and Improvements	-	-	-	-	-
Machinery and Equipment	243,277	313,926	330,139	351,953	368,277
Information Services Support					
Land	8,516	6,582	6,582	6,582	6,582
Construction in Progress	-	-	-	19,146	-
Buildings and Improvements	400,617	400,617	400,617	400,617	400,617
Machinery and Equipment	251,508	266,601	158,392	166,500	185,755
Business Administration					
Land	66,500	51,333	51,333	51,333	51,333
Construction in Progress	-	62,000	-	-	-
Buildings and Improvements	527,679	527,679	527,679	527,679	527,679
Machinery and Equipment	66,041	86,744	170,434	170,434	170,434
Vehicles	18,300	18,300	18,300	18,300	35,387
<i>Total Governmental Activities</i>	<u>\$12,799,485</u>	<u>\$12,908,790</u>	<u>\$12,847,373</u>	<u>\$14,123,530</u>	<u>\$14,866,970</u>

Source: Library capital assets records.

Amounts presented are actual costs of assets

2020	2021	2022	2023	2024
\$535,372	\$535,372	\$535,372	\$535,372	\$535,372
-	11,119	-	-	-
11,911,488	11,921,684	11,921,684	11,921,684	11,921,684
669,483	686,355	695,352	695,352	739,335
-	-	-	-	203,771
13,164	13,164	13,164	13,164	13,164
135,314	135,314	135,314	135,314	135,314
92,440	92,440	92,440	92,440	92,440
-	-	-	-	-
1,734,570	410,492	410,492	410,492	410,492
-	1,324,081	1,324,081	1,324,081	1,324,081
400,507	580,761	729,452	761,416	808,219
6,582	6,582	6,582	6,582	6,582
-	-	-	-	-
400,617	400,617	400,617	400,617	400,617
164,798	149,796	196,309	310,281	333,506
51,333	51,333	51,333	51,333	51,333
-	-	-	155,943	-
527,679	527,679	527,679	527,679	527,679
181,071	175,782	237,014	280,662	280,662
35,387	35,387	35,387	35,387	35,387
<u>\$16,859,805</u>	<u>\$17,057,958</u>	<u>\$17,312,272</u>	<u>\$17,657,799</u>	<u>\$17,819,638</u>

This page intentionally left blank.

WORTHINGTON LIBRARIES

FRANKLIN COUNTY, OHIO

REGULAR AUDIT

**FOR THE YEAR ENDED
DECEMBER 31, 2024**

**WORTHINGTON LIBRARIES
FRANKLIN COUNTY, OHIO**

TABLE OF CONTENTS

PAGES

Independent Auditor's Report on Internal Control Over Financial Reporting and on Compliance and Other Matters Based on an Audit of Financial Statements Performed in Accordance With <i>Government Auditing Standards</i>	1 - 2
---	-------

**Independent Auditor's Report on Internal Control Over Financial Reporting and on Compliance and Other
Matters Based on an Audit of Financial Statements Performed in Accordance With
*Government Auditing Standards***

Worthington Libraries
Franklin County
820 High Street
Worthington, OH 43085

To the Members of the Board of Trustees:

We have audited, in accordance with the auditing standards generally accepted in the United States of America and the standards applicable to financial audits contained in *Government Auditing Standards* issued by the Comptroller General of the United States, the financial statements of the governmental activities, each major fund, and the aggregate remaining fund information of the Worthington Libraries, Franklin County, Ohio, as of and for the year ended December 31, 2024, and the related notes to the financial statements, which collectively comprise the Worthington Libraries' basic financial statements, and have issued our report thereon dated June 6, 2025, wherein we noted as described in Note 2 to the financial statements, the Worthington Libraries restated beginning net position as a result of a change in accounting principle by implementing GASB Statement No. 101, "Compensated Absences".

Report on Internal Control over Financial Reporting

In planning and performing our audit of the financial statements, we considered the Worthington Libraries' internal control over financial reporting (internal control) as a basis for designing audit procedures that are appropriate in the circumstances for the purpose of expressing our opinions on the financial statements, but not for the purpose of expressing an opinion on the effectiveness of Worthington Libraries' internal control. Accordingly, we do not express an opinion on the effectiveness of the Worthington Libraries' internal control.

A *deficiency in internal control* exists when the design or operation of a control does not allow management or employees, in the normal course of performing their assigned functions, to prevent, or detect and correct, misstatements, on a timely basis. A *material weakness* is a deficiency, or a combination of deficiencies, in internal control, such that there is a reasonable possibility that a material misstatement of the Worthington Libraries' financial statements will not be prevented, or detected and corrected, on a timely basis. A *significant deficiency* is a deficiency, or a combination of deficiencies, in internal control that is less severe than a material weakness, yet important enough to merit attention by those charged with governance.

Our consideration of internal control was for the limited purpose described in the first paragraph of this section and was not designed to identify all deficiencies in internal control that might be material weaknesses or significant deficiencies. Given these limitations, during our audit we did not identify any deficiencies in internal control that we consider to be material weaknesses. However, material weaknesses or significant deficiencies may exist that were not identified.

Worthington Libraries

Franklin County

Independent Auditor's Report on Internal Control Over Financial Reporting and on Compliance and Other Matters

Based on an Audit of Financial Statements Performed in Accordance With *Government Auditing Standards*

Report on Compliance and Other Matters

As part of obtaining reasonable assurance about whether the Worthington Libraries' financial statements are free from material misstatement, we performed tests of its compliance with certain provisions of laws, regulations, contracts, and grant agreements, noncompliance with which could have a direct and material effect on the financial statements. However, providing an opinion on compliance with those provisions was not an objective of our audit, and accordingly, we do not express such an opinion. The results of our tests disclosed no instances of noncompliance or other matters that are required to be reported under *Government Auditing Standards*.

Purpose of this Report

The purpose of this report is solely to describe the scope of our testing of internal control and compliance and the results of that testing, and not to provide an opinion on the effectiveness of the Worthington Libraries' internal control or on compliance. This report is an integral part of an audit performed in accordance with *Government Auditing Standards* in considering the Worthington Libraries' internal control and compliance. Accordingly, this communication is not suitable for any other purpose.

A handwritten signature in cursive script that reads "Julian & Grube, Inc.".

Julian & Grube, Inc.

June 6, 2025

OHIO AUDITOR OF STATE KEITH FABER



WORTHINGTON LIBRARIES

FRANKLIN COUNTY

AUDITOR OF STATE OF OHIO CERTIFICATION

This is a true and correct copy of the report, which is required to be filed pursuant to Section 117.26, Revised Code, and which is filed in the Office of the Ohio Auditor of State in Columbus, Ohio.



Certified for Release 12/16/2025

65 East State Street, Columbus, Ohio 43215
Phone: 614-466-4514 or 800-282-0370

This report is a matter of public record and is available online at
www.ohioauditor.gov