

**WASHINGTON LOCAL SCHOOL DISTRICT
LUCAS COUNTY**

SINGLE AUDIT

FOR THE FISCAL YEAR ENDED JUNE 30, 2024

**WASHINGTON LOCAL SCHOOL DISTRICT
LUCAS COUNTY
JUNE 30, 2024**

TABLE OF CONTENTS

TITLE	PAGE
Independent Auditor's Report	1
Prepared by Management:	
Management's Discussion and Analysis	5
Basic Financial Statements:	
Government-wide Financial Statements:	
Statement of Net Position	17
Statement of Activities.....	18
Fund Financial Statements:	
Balance Sheet	
Governmental Funds	19
Reconciliation of Total Governmental Fund Balances to	
Net Position of Governmental Activities	20
Statement of Revenues, Expenditures and Changes in Fund Balances	
Governmental Funds.....	21
Reconciliation of the Statement of Revenues, Expenditures	
and Changes in Fund Balances of Governmental Funds	
to the Statement of Activities	22
Statement of Net Position	
Proprietary Fund.....	23
Statement of Revenues, Expenses and	
Changes in Net Position	
Proprietary Fund.....	24
Statement of Cash Flows	
Proprietary Fund.....	25
Notes to the Basic Financial Statements	26
Schedules of the Required Supplementary Information:	
Schedule of Revenues, Expenditures and Changes in	
Fund Balance – Budget and Actual (Non-GAAP Budgetary Basis)	
General Fund	
For the Fiscal Year Ended June 30, 2024	67
Schedule of the District's Proportionate Share of	
the Net Pension Liability and	
Pension Contributions	
School Employees Retirement System (SERS) of Ohio	
Last Ten Fiscal Years	68

**WASHINGTON LOCAL SCHOOL DISTRICT
LUCAS COUNTY
JUNE 30, 2024**

TABLE OF CONTENTS

TITLE	PAGE
Schedule of the District's Proportionate Share of the Net Pension Liability and Pension Contributions State Teachers Retirement System (STRS) of Ohio Last Ten Fiscal Years	69
Schedule of the District's Proportionate Share of the Net OPEB Liability and OPEB Contributions School Employees Retirement System (SERS) of Ohio Last Eight and Ten Fiscal Years	70
Schedule of the District's Proportionate Share of the Net OPEB Liability/ (Asset) and OPEB Contributions State Teachers Retirement System (STRS) of Ohio Last Eight and Ten Fiscal Years	71
Notes to the Required Supplementary Information	72
Schedule of Expenditures of Federal Awards	78
Notes to the Schedule of Expenditures of Federal Awards.....	79
Independent Auditor's Report on Internal Control Over Financial Reporting and on Compliance and Other Matters Required by <i>Government Auditing Standards</i>	81
Independent Auditor's Report on Compliance with Requirements Applicable to Each Major Federal Program and on Internal Control Over Compliance Required by the Uniform Guidance.....	83
Schedule of Findings.....	87
Corrective Action Plan (prepared by management).....	92

OHIO AUDITOR OF STATE KEITH FABER



65 East State Street
Columbus, Ohio 43215
ContactUs@ohioauditor.gov
800-282-0370

INDEPENDENT AUDITOR'S REPORT

Washington Local School District
Lucas County
3505 West Lincolnshire Boulevard
Toledo, Ohio 43606-1299

To the Board of Education:

Report on the Audit of the Financial Statements

Opinions

We have audited the financial statements of the governmental activities, each major fund, and the aggregate remaining fund information of Washington Local School District, Lucas County, Ohio (the District), as of and for the year ended June 30, 2024, and the related notes to the financial statements, which collectively comprise the District's basic financial statements as listed in the table of contents.

In our opinion, the accompanying financial statements referred to above present fairly, in all material respects, the respective financial position of the governmental activities, each major fund, and the aggregate remaining fund information of Washington Local School District, Lucas County, Ohio as of June 30, 2024, and the respective changes in financial position thereof for the year then ended in accordance with the accounting principles generally accepted in the United States of America.

Basis for Opinions

We conducted our audit in accordance with auditing standards generally accepted in the United States of America (GAAS) and the standards applicable to financial audits contained in *Government Auditing Standards*, issued by the Comptroller General of the United States. Our responsibilities under those standards are further described in the *Auditor's Responsibilities for the Audit of the Financial Statements* section of our report. We are required to be independent of the District, and to meet our other ethical responsibilities, in accordance with the relevant ethical requirements relating to our audit. We believe that the audit evidence we have obtained is sufficient and appropriate to provide a basis for our audit opinions.

Responsibilities of Management for the Financial Statements

Management is responsible for the preparation and fair presentation of the financial statements in accordance with accounting principles generally accepted in the United States of America, and for the design, implementation, and maintenance of internal control relevant to the preparation and fair presentation of financial statements that are free from material misstatement, whether due to fraud or error.

In preparing the financial statements, management is required to evaluate whether there are conditions or events, considered in the aggregate, that raise substantial doubt about the District's ability to continue as a going concern for twelve months beyond the financial statement date, including any currently known information that may raise substantial doubt shortly thereafter.

Auditor's Responsibilities for the Audit of the Financial Statements

Our objectives are to obtain reasonable assurance about whether the financial statements as a whole are free from material misstatement, whether due to fraud or error, and to issue an auditor's report that includes our opinions. Reasonable assurance is a high level of assurance but is not absolute assurance and therefore is not a guarantee that an audit conducted in accordance with GAAS and *Government Auditing Standards* will always detect a material misstatement when it exists. The risk of not detecting a material misstatement resulting from fraud is higher than for one resulting from error, as fraud may involve collusion, forgery, intentional omissions, misrepresentations, or the override of internal control. Misstatements are considered material if there is a substantial likelihood that, individually or in the aggregate, they would influence the judgment made by a reasonable user based on the financial statements.

In performing an audit in accordance with GAAS and *Government Auditing Standards*, we

- exercise professional judgment and maintain professional skepticism throughout the audit.
- identify and assess the risks of material misstatement of the financial statements, whether due to fraud or error, and design and perform audit procedures responsive to those risks. Such procedures include examining, on a test basis, evidence regarding the amounts and disclosures in the financial statements.
- obtain an understanding of internal control relevant to the audit in order to design audit procedures that are appropriate in the circumstances, but not for the purpose of expressing an opinion on the effectiveness of the District's internal control. Accordingly, no such opinion is expressed.
- evaluate the appropriateness of accounting policies used and the reasonableness of significant accounting estimates made by management, as well as evaluate the overall presentation of the financial statements.
- conclude whether, in our judgment, there are conditions or events, considered in the aggregate, that raise substantial doubt about the District's ability to continue as a going concern for a reasonable period of time.

We are required to communicate with those charged with governance regarding, among other matters, the planned scope and timing of the audit, significant audit findings, and certain internal control-related matters that we identified during the audit.

Required Supplementary Information

Accounting principles generally accepted in the United States of America require that the management's discussion and analysis, required budgetary comparison schedule, and schedules of net pension and other post-employment benefit liabilities and pension and other post-employment benefit contributions be presented to supplement the basic financial statements. Such information is the responsibility of management and, although not a part of the basic financial statements, is required by the Governmental Accounting Standards Board who considers it to be an essential part of financial reporting for placing the basic financial statements in an appropriate operational, economic, or historical context. We have applied certain limited procedures to the required supplementary information in accordance with auditing standards generally accepted in the United States of America, which consisted of inquiries of management about the methods of preparing the information and comparing the information for consistency with management's responses to our inquiries, the basic financial statements, and other knowledge we obtained during our audit of the basic financial statements. We do not express an opinion or provide any assurance on the information because the limited procedures do not provide us with sufficient evidence to express an opinion or provide any assurance.

Supplementary information

Our audit was conducted for the purpose of forming opinions on the financial statements that collectively comprise the District's basic financial statements. The Schedule of Expenditures of Federal Awards as required by Title 2 U.S. Code of Federal Regulations (CFR) Part 200, Uniform Administrative Requirements, Cost Principles, and Audit Requirements for Federal Awards is presented for purposes of additional analysis and is not a required part of the basic financial statements.

Such information is the responsibility of management and was derived from and relates directly to the underlying accounting and other records used to prepare the basic financial statements. The information has been subjected to the auditing procedures applied in the audit of the basic financial statements and certain additional procedures, including comparing and reconciling such information directly to the underlying accounting and other records used to prepare the basic financial statements or to the basic financial statements themselves, and other additional procedures in accordance with auditing standards generally accepted in the United States of America. In our opinion, the Schedule of Expenditures of Federal Awards is fairly stated, in all material respects, in relation to the basic financial statements as a whole.

Other Reporting Required by *Government Auditing Standards*

In accordance with *Government Auditing Standards*, we have also issued our report dated June 11, 2025, on our consideration of the District's internal control over financial reporting and our tests of its compliance with certain provisions of laws, regulations, contracts and grant agreements and other matters. The purpose of that report is solely to describe the scope of our testing of internal control over financial reporting and compliance and the results of that testing, and not to provide an opinion on the effectiveness of the District's internal control over financial reporting or on compliance. That report is an integral part of an audit performed in accordance with *Government Auditing Standards* in considering the District's internal control over financial reporting and compliance.



Keith Faber
Auditor of State
Columbus, Ohio

June 11, 2025

This page intentionally left blank.

**WASHINGTON LOCAL SCHOOL DISTRICT
LUCAS COUNTY, OHIO**

**MANAGEMENT'S DISCUSSION AND ANALYSIS
FOR THE FISCAL YEAR ENDED JUNE 30, 2024
(UNAUDITED)**

The discussion and analysis of the Washington Local School District's (the District) financial performance provides an overall review of the District's financial activities for the fiscal year ended June 30, 2024. The intent of this discussion and analysis is to look at the District's financial performance as a whole; readers should also review the basic financial statements and the notes to the basic financial statements to enhance their understanding of the District's financial performance.

Financial Highlights

Key financial highlights for fiscal year 2024 are as follows:

- Total net position for governmental activities increased \$16,264,742.
- Total revenues amounted to \$123,585,558. General revenues accounted for \$96,691,919 in revenue or 78.24% of all revenues. Program specific revenues in the form of charges for services and sales, grants and contributions accounted for \$26,893,639 or 21.76% of total revenues.
- The District had \$107,320,816 in expenses related to governmental activities; only \$26,893,639 of these expenses was offset by program specific charges for services, grants or contributions. General revenues supporting governmental activities (primarily taxes and unrestricted grants and entitlements) of \$96,691,919 were adequate to provide for these programs.
- The District's major funds are the general fund and classroom facilities fund. The general fund had \$101,668,309 in revenues and other financing sources and \$90,786,660 in expenditures and other financing uses. During fiscal year 2024, the general fund's fund balance increased from \$29,614,307 to \$40,495,956.
- The classroom facilities fund \$14,247,999 in revenues and \$4,286,566 in expenditures in fiscal year 2024. This resulted in an increase in fund balance from \$0 to \$9,961,433.

Using these Basic Financial Statements (BFS)

This annual report consists of a series of financial statements and notes to those statements. These statements are organized so the reader can understand the District as a financial whole, an entire operating entity. The statements then proceed to provide an increasingly detailed look at specific financial activities.

The *statement of net position* and *statement of activities* provide information about the activities of the whole District, presenting both an aggregate view of the District's finances and a longer-term view of those finances. Fund financial statements provide the next level of detail. For governmental funds, these statements tell how services were financed in the short-term as well as what remains for future spending. The fund financial statements also look at the District's most significant funds with all other nonmajor funds presented in total in one column. In the case of the District, the general fund and classroom facilities fund are the most significant funds, and the only governmental funds reported as major funds.

Reporting the District as a Whole

Statement of Net Position and the Statement of Activities

While this document contains the large number of funds used by the District to provide programs and activities, the view of the District as a whole looks at all financial transactions and asks the question, "How did we do financially during 2024?" The statement of net position and the statement of activities answer this question. These statements include *all assets, liabilities, deferred inflows and outflows of resources, revenues and expenses* using the *accrual basis of accounting* similar to the accounting used by most private-sector companies. This basis of accounting will take into account all of the current year's revenues and expenses regardless of when cash is received or paid.

**WASHINGTON LOCAL SCHOOL DISTRICT
LUCAS COUNTY, OHIO**

**MANAGEMENT'S DISCUSSION AND ANALYSIS
FOR THE FISCAL YEAR ENDED JUNE 30, 2024
(UNAUDITED)**

These two statements report the District's *net position* and changes in that position. This change in net position is important because it tells the reader that, for the District as a whole, the *financial position* of the District has improved or diminished. The causes of this change may be the result of many factors, some financial, some not. Non-financial factors include the District's property tax base, current property tax laws in Ohio restricting revenue growth, facility conditions, required educational programs and other factors.

The statement of net position and the statement of activities include the District's programs and services, including instruction, support services, operation and maintenance of plant, pupil transportation, extracurricular activities, food service operations and uniform school supplies activities.

Reporting the District's Most Significant Funds

Fund Financial Statements

Fund financial reports provide detailed information about the District's major funds. The District uses many funds to account for a multitude of financial transactions. However, these fund financial statements focus on the District's most significant funds. The District's major governmental funds are the general fund and classroom facilities fund. All other governmental funds are considered nonmajor.

Governmental Funds

Most of the District's activities are reported in governmental funds, which focus on how money flows into and out of those funds and the balances left at year-end available for spending in future periods. These funds are reported using an accounting method called *modified accrual* accounting, which measures cash and all other *financial assets* that can readily be converted to cash. The governmental fund financial statements provide a detailed *short-term* view of the District's general government operations and the basic services it provides. Governmental fund information helps you determine whether there are more or fewer financial resources that can be spent in the near future to finance educational programs. The relationship (or differences) between governmental *activities* (reported in the statement of net position and the statement of activities) and governmental *funds* is reconciled in the basic financial statements.

Proprietary Funds

Proprietary funds focus on the District's ongoing activities which are similar to those found in the private sector where net income is necessary or useful to sound financial management. Proprietary funds utilize the *accrual basis* of accounting under which revenues are recorded when earned and expenses are recorded at the time the liabilities are incurred. The District's proprietary funds are internal service funds which are used to account for the financing of goods or services provided by one department or agency to other departments or agencies of the District, or to other governments, on a cost-reimbursement basis. For reporting on the statement of net position and the statement of activities, internal service fund activities are eliminated and consolidated with governmental activities.

Reporting the District's Fiduciary Responsibilities

When the District acts in a trustee capacity as an agent for other organizations, these activities are reported in a custodial fund. These activities are excluded from the District's other financial statements because the assets cannot be utilized by the District to finance its operations. The District had no fiduciary funds in fiscal year 2024.

Notes to the Basic Financial Statements

The notes provide additional information that is essential to a full understanding of the data provided in the government-wide and fund financial statements.

**WASHINGTON LOCAL SCHOOL DISTRICT
LUCAS COUNTY, OHIO**

**MANAGEMENT'S DISCUSSION AND ANALYSIS
FOR THE FISCAL YEAR ENDED JUNE 30, 2024
(UNAUDITED)**

Required Supplementary Information

The required supplementary information provides detailed information regarding the District's proportionate share of the net pension liability and the net OPEB liability/asset of the retirement systems. It also includes a ten year schedule of the District's contributions to the retirement systems to fund pension and OPEB obligations.

The District as a Whole

The statement of net position provides the perspective of the District as a whole. The following table provides a summary of the District's net position for fiscal years 2024 and 2023.

	Net Position	
	Governmental Activities 2024	Governmental Activities 2023
<u>Assets</u>		
Current and other assets	\$ 229,704,042	\$ 222,343,535
Capital assets, net	84,653,405	79,611,370
Total assets	<u>314,357,447</u>	<u>301,954,905</u>
<u>Deferred outflows of resources</u>		
Pension	18,560,274	22,937,742
OPEB	3,624,683	2,360,281
Total deferred outflows of resources	<u>22,184,957</u>	<u>25,298,023</u>
<u>Liabilities</u>		
Current liabilities	16,479,776	15,661,555
Long-term liabilities:		
Due within one year	1,942,150	1,652,575
Due in more than one year:		
Net pension liability	90,195,185	92,736,852
Net OPEB liability	5,358,689	4,668,587
Other amounts	59,662,768	61,189,353
Long-term liabilities	<u>157,158,792</u>	<u>160,247,367</u>
Total liabilities	<u>173,638,568</u>	<u>175,908,922</u>
<u>Deferred inflows of resources</u>		
Other amounts	49,223,239	47,463,457
Pension	7,127,315	10,575,909
OPEB	10,636,761	13,652,861
Total deferred inflows of resources	<u>66,987,315</u>	<u>71,692,227</u>
<u>Net position</u>		
Net investment in capital assets	27,254,293	23,452,822
Restricted	121,369,605	116,530,604
Unrestricted (deficit)	<u>(52,707,377)</u>	<u>(60,331,647)</u>
Total net position (deficit)	<u>\$ 95,916,521</u>	<u>\$ 79,651,779</u>

**WASHINGTON LOCAL SCHOOL DISTRICT
LUCAS COUNTY, OHIO**

**MANAGEMENT'S DISCUSSION AND ANALYSIS
FOR THE FISCAL YEAR ENDED JUNE 30, 2024
(UNAUDITED)**

The net pension liability (NPL) is the largest single liability reported by the District at June 30, 2024 and is reported pursuant to GASB Statement 68, "Accounting and Financial Reporting for Pensions—an Amendment of GASB Statement 27." The District has adopted GASB Statement 75, "Accounting and Financial Reporting for Postemployment Benefits Other Than Pensions," which significantly revises accounting for costs and liabilities related to other postemployment benefits (OPEB). For reasons discussed below, many end users of this financial statement will gain a clearer understanding of the District's actual financial condition by adding deferred inflows related to pension and OPEB, the net pension liability and the net OPEB liability to the reported net position and subtracting deferred outflows related to pension and OPEB.

Governmental Accounting Standards Board standards are national and apply to all government financial reports prepared in accordance with generally accepted accounting principles. Prior accounting for pensions (GASB 27) and postemployment benefits (GASB 45) focused on a funding approach. This approach limited pension and OPEB costs to contributions annually required by law, which may or may not be sufficient to fully fund each plan's *net pension liability* or *net OPEB liability*. GASB 68 and GASB 75 take an earnings approach to pension and OPEB accounting; however, the nature of Ohio's statewide pension/OPEB plans and state law governing those systems requires additional explanation in order to properly understand the information presented in these statements.

GASB 68 and GASB 75 require the net pension liability and the net OPEB liability to equal the District's proportionate share of each plan's collective:

1. Present value of estimated future pension/OPEB benefits attributable to active and inactive employees' past service.
2. Minus plan assets available to pay these benefits.

GASB notes that pension and OPEB obligations, whether funded or unfunded, are part of the "employment exchange" – that is, the employee is trading his or her labor in exchange for wages, benefits, and the promise of a future pension and other postemployment benefits. GASB noted that the unfunded portion of this promise is a present obligation of the government, part of a bargained-for benefit to the employee, and should accordingly be reported by the government as a liability since they received the benefit of the exchange. However, the District is not responsible for certain key factors affecting the balance of these liabilities. In Ohio, the employee shares the obligation of funding pension benefits with the employer. Both employer and employee contribution rates are capped by State statute. A change in these caps requires action of both Houses of the General Assembly and approval of the Governor. Benefit provisions are also determined by State statute. The Ohio Revised Code permits, but does not require, the retirement systems to provide healthcare to eligible benefit recipients. The retirement systems may allocate a portion of the employer contributions to provide for these OPEB benefits.

The employee enters the employment exchange with the knowledge that the employer's promise is limited not by contract but by law. The employer enters the exchange also knowing that there is a specific, legal limit to its contribution to the retirement system. In Ohio, there is no legal means to enforce the unfunded liability of the pension/OPEB plan *as against the public employer*. State law operates to mitigate/lessen the moral obligation of the public employer to the employee, because all parties enter the employment exchange with notice as to the law. The retirement system is responsible for the administration of the pension and OPEB plans.

Most long-term liabilities have set repayment schedules or, in the case of compensated absences (i.e. sick and vacation leave), are satisfied through paid time-off or termination payments. There is no repayment schedule for the net pension liability or the net OPEB liability. As explained above, changes in benefits, contribution rates, and return on investments affect the balance of these liabilities but are outside the control of the local government. In the event that contributions, investment returns, and other changes are insufficient to keep up with required payments, State statute does not assign/identify the responsible party for the unfunded portion. Due to the unique nature of how the net pension liability and the net OPEB liability are satisfied, these liabilities are separately identified within the long-term liability section of the statement of net position.

In accordance with GASB 68 and GASB 75, the District's statements prepared on an accrual basis of accounting include an annual pension expense and an annual OPEB expense for their proportionate share of each plan's *change* in net pension liability and net OPEB liability, respectively, not accounted for as deferred inflows/outflows.

As a result of implementing GASB 75, the District is reporting a net OPEB liability and deferred inflows/outflows of resources related to OPEB on the accrual basis of accounting.

**WASHINGTON LOCAL SCHOOL DISTRICT
LUCAS COUNTY, OHIO**

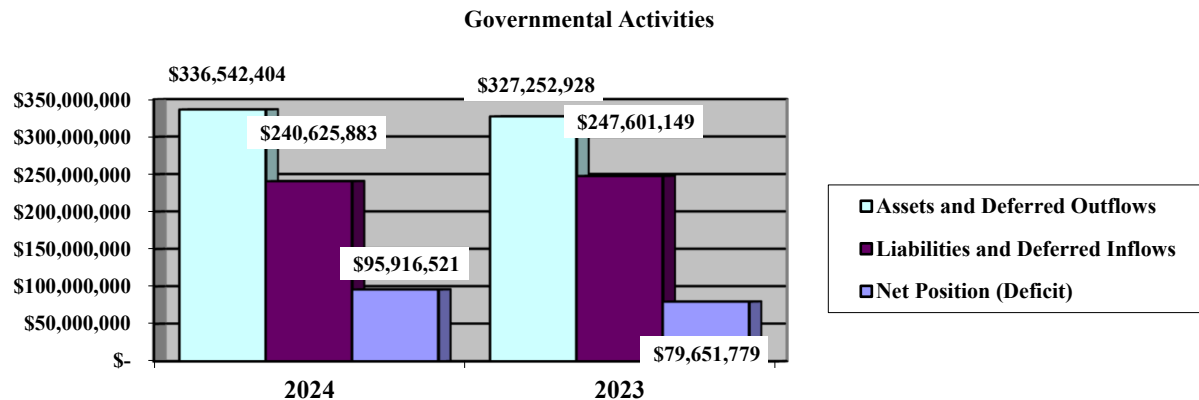
**MANAGEMENT'S DISCUSSION AND ANALYSIS
FOR THE FISCAL YEAR ENDED JUNE 30, 2024
(UNAUDITED)**

As the preceding table illustrates, many of the more significant changes in net position were related to the District's net pension liability and net OPEB liability/asset, and the related deferred inflows/outflows of resources. See Notes 12 and 13 in the notes to the basic financial statements for additional information regarding these components of net position. These factors are outside the control of the District. The District contributes its statutorily required contributions to the pension systems; however, it is the pension systems that collect, hold and distribute pensions to retirees, not the District.

Over time, net position can serve as a useful indicator of a government's financial position. At June 30, 2024, the District's assets and deferred outflows of resources exceeded liabilities and deferred inflows of resources by \$95,916,521. Of this total \$121,369,605 is restricted in use and \$27,254,293 represents the net investment in capital assets, leaving an unrestricted net position deficit of \$52,707,377.

At year-end, capital assets represented 26.93% of total assets. Capital assets include land, construction in progress, land improvements, buildings and improvements, furniture and equipment, vehicles, and intangible right to use assets for leased equipment and SBITA software. These capital assets are used to provide services to the students and are not available for future spending.

The following graph shows the District's assets and deferred outflows, liabilities and deferred inflows and net position at June 30, 2024 and 2023.



**WASHINGTON LOCAL SCHOOL DISTRICT
LUCAS COUNTY, OHIO**

**MANAGEMENT'S DISCUSSION AND ANALYSIS
FOR THE FISCAL YEAR ENDED JUNE 30, 2024
(UNAUDITED)**

The following table shows the change in net position for fiscal years 2024 and 2023.

	Change in Net Position		
	Governmental Activities <u>2024</u>	Governmental Activities <u>2023</u>	Percent <u>Change</u>
<u>Revenues</u>			
Program revenues:			
Charges for services and sales	\$ 3,217,578	\$ 2,999,320	7.28 %
Operating grants and contributions	23,500,261	24,348,039	(3.48) %
Capital grants and contributions	175,800	868,874	(79.77) %
General revenues:			
Property taxes	49,088,191	48,284,599	1.66 %
Payment in lieu of taxes	1,179,979	2,052,190	(42.50) %
Grants and entitlements	42,023,245	129,442,865	(67.54) %
Investment earnings	4,035,125	2,327,041	73.40 %
Other	<u>365,379</u>	<u>566,881</u>	(35.55) %
Total revenues	<u>123,585,558</u>	<u>210,889,809</u>	(41.40) %
<u>Expenses</u>			
Program expenses:			
Instruction:			
Regular	41,121,017	43,104,612	(4.60) %
Special	18,811,435	17,119,143	9.89 %
Vocational	3,574,530	3,173,200	12.65 %
Other	248,276	238,541	4.08 %
Support services:			
Pupil	8,317,226	7,914,419	5.09 %
Instructional staff	2,309,054	2,203,830	4.77 %
Board of education	188,743	185,503	1.75 %
Administration	6,153,160	5,828,546	5.57 %
Fiscal	1,949,900	1,938,275	0.60 %
Business	549,002	656,518	(16.38) %
Operations and maintenance	9,292,217	8,836,488	5.16 %
Pupil transportation	4,308,661	4,265,836	1.00 %
Central	2,274,621	2,084,794	9.11 %
Food service operations	3,252,454	2,858,239	13.79 %
Other non-instructional services	1,352,566	1,474,363	(8.26) %
Extracurricular activities	1,867,463	2,000,027	(6.63) %
Interest and fiscal charges	<u>1,750,491</u>	<u>1,814,685</u>	(3.54) %
Total expenses	<u>107,320,816</u>	<u>105,697,019</u>	1.54 %
Change in net position	16,264,742	105,192,790	N/A
Net position (deficit) at beginning of year	<u>79,651,779</u>	<u>(25,541,011)</u>	N/A
Net position at end of year	<u>\$ 95,916,521</u>	<u>\$ 79,651,779</u>	(20.42) %

**WASHINGTON LOCAL SCHOOL DISTRICT
LUCAS COUNTY, OHIO**

**MANAGEMENT'S DISCUSSION AND ANALYSIS
FOR THE FISCAL YEAR ENDED JUNE 30, 2024
(UNAUDITED)**

Governmental Activities

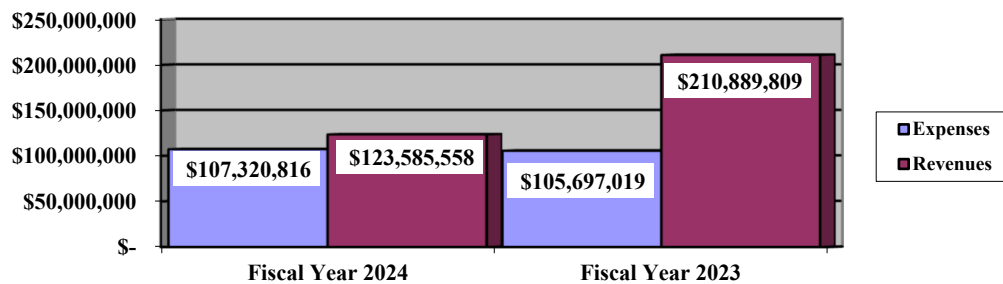
Net position of the District's governmental activities increased \$16,264,742 or 20.42%. Total expenses of \$107,320,816 were offset by program revenues of \$26,893,639 and general revenues of \$96,691,919. Program revenues supported 25.06% of the total governmental expenses. The primary sources of revenue for governmental activities are general revenues derived from property taxes, payments in lieu of taxes and grants and entitlements. These revenue sources represent 74.68% of total governmental revenue.

Total revenues decreased over \$87 million, which was largely due to OFCC grant monies recognized as revenue in the prior year. Also, capital grants and contributions for fiscal year 2023 included an additional Federal grant in the amount of \$800,000 for school safety improvements.

The overall change in expenses was minimal, with an increase of \$1,623,797 or 1.54%. The majority of the District's expenses are for its instruction programs, which accounted for 59.41% of total governmental expenses in fiscal year 2024.

The following graph presents the District's governmental activities revenues and expenses for fiscal years 2024 and 2023.

Governmental Activities - Revenues and Expenses



The statement of activities shows the cost of program services and the charges for services and grants offsetting those services. The table on the following page shows, for governmental activities, the total cost of services and the net cost of services. That is, it identifies the cost of these services supported by tax revenue and unrestricted State grants and entitlements.

**WASHINGTON LOCAL SCHOOL DISTRICT
LUCAS COUNTY, OHIO**

**MANAGEMENT'S DISCUSSION AND ANALYSIS
FOR THE FISCAL YEAR ENDED JUNE 30, 2024
(UNAUDITED)**

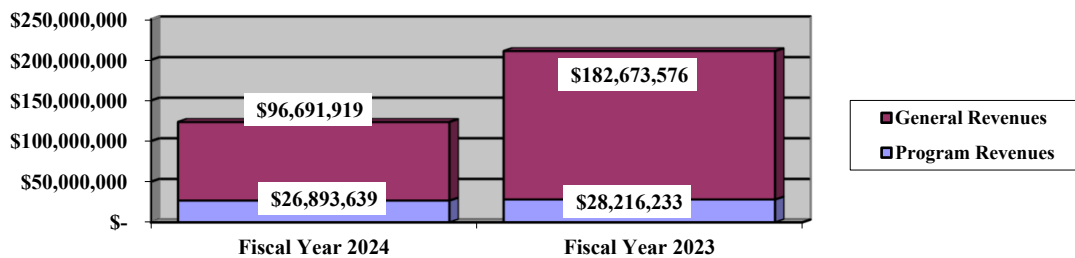
Governmental Activities

	Total Cost of Services <u>2024</u>	Net Cost of Services <u>2024</u>	Total Cost of Services <u>2023</u>	Net Cost of Services <u>2023</u>
Program expenses				
Instruction:				
Regular	\$ 41,121,017	\$ 38,405,482	\$ 43,104,612	\$ 38,566,513
Special	18,811,435	6,389,733	17,119,143	6,234,711
Vocational	3,574,530	2,005,692	3,173,200	1,541,065
Other	248,276	110,949	238,541	87,017
Support services:				
Pupil	8,317,226	6,399,912	7,914,419	6,165,808
Instructional staff	2,309,054	1,427,884	2,203,830	1,387,789
Board of education	188,743	188,743	185,503	185,503
Administration	6,153,160	6,143,519	5,828,546	5,642,012
Fiscal	1,949,900	1,949,900	1,938,275	1,938,275
Business	549,002	549,002	656,518	656,518
Operations and maintenance	9,292,217	9,176,169	8,836,488	7,752,655
Pupil transportation	4,308,661	3,400,168	4,265,836	3,143,853
Central	2,274,621	2,058,841	2,084,794	1,804,240
Food service operations	3,252,454	(565,419)	2,858,239	(669,138)
Other non-instructional services	1,352,566	62,964	1,474,363	118,688
Extracurricular activities	1,867,463	973,147	2,000,027	1,110,592
Interest and fiscal charges	1,750,491	1,750,491	1,814,685	1,814,685
Total expenses	<u><u>\$ 107,320,816</u></u>	<u><u>\$ 80,427,177</u></u>	<u><u>\$ 105,697,019</u></u>	<u><u>\$ 77,480,786</u></u>

The dependence upon tax and other general revenues for governmental activities is apparent; 73.58% of instruction activities are supported through taxes and other general revenues. For all governmental activities, general revenue support is 74.94%. The District's taxpayers and unrestricted grants and entitlements, as a whole, are by far the primary support for the District's students.

The graph below presents the District's governmental activities revenue for fiscal years 2024 and 2023.

Governmental Activities - General and Program Revenues



**WASHINGTON LOCAL SCHOOL DISTRICT
LUCAS COUNTY, OHIO**

**MANAGEMENT'S DISCUSSION AND ANALYSIS
FOR THE FISCAL YEAR ENDED JUNE 30, 2024
(UNAUDITED)**

The District's Funds

The District's governmental funds reported a combined fund balance of \$73,974,248, which is \$22,775,484 higher than last year's total of \$51,198,764. The following schedule indicates the fund balance and the total change in fund balance as of June 30, 2024 and 2023.

	<u>Fund Balance June 30, 2024</u>	<u>Fund Balance June 30, 2023</u>	<u>Change</u>
General fund	\$ 40,495,956	\$ 29,614,307	\$ 10,881,649
Classroom facilities fund	9,961,433	-	9,961,433
Nonmajor governmental funds	<u>23,516,859</u>	<u>21,584,457</u>	<u>1,932,402</u>
Total	<u>\$ 73,974,248</u>	<u>\$ 51,198,764</u>	<u>\$ 22,775,484</u>

General Fund

The fund balance of the general fund increased \$10,881,649 or 36.74%. The table that follows assists in illustrating the revenues of the general fund during fiscal years 2024 and 2023.

	<u>2024 Amount</u>	<u>2023 Amount</u>	<u>Change</u>	<u>Percentage Change</u>
<u>Revenues</u>				
Property taxes	\$ 44,807,679	\$ 43,621,349	\$ 1,186,330	2.72 %
Tuition and fees	1,562,363	1,473,009	89,354	6.07 %
Earnings on investments	2,831,914	1,641,530	1,190,384	72.52 %
Intergovernmental	50,930,367	42,820,245	8,110,122	18.94 %
Payment in lieu of taxes	1,077,776	1,832,267	(754,491)	(41.18) %
Other revenues	<u>430,597</u>	<u>637,607</u>	<u>(207,010)</u>	<u>(32.47) %</u>
Total	<u>\$ 101,640,696</u>	<u>\$ 92,026,007</u>	<u>\$ 9,614,689</u>	<u>10.45 %</u>

There were several notable increases and decreases in general fund revenues. Earnings on investments increased as a result of rising interest rates throughout the year. The increase in intergovernmental revenue is a result of an increase in the District's allocation of State funding. The most significant decrease was payment in lieu of taxes. These revenues are related to tax abatement programs entered into by the City of Toledo; businesses receive property tax abatements if certain criteria are met, but in return they make payment in lieu of taxes contributions to the District.

The following table assists in illustrating the expenditures of the general fund during fiscal years 2024 and 2023.

	<u>2024 Amount</u>	<u>2023 Amount</u>	<u>Change</u>	<u>Percentage Change</u>
<u>Expenditures</u>				
Instruction	\$ 55,471,004	\$ 53,120,672	\$ 2,350,332	4.42 %
Support services	31,925,144	30,287,603	1,637,541	5.41 %
Operation of non-instructional services	15,062	38,922	(23,860)	(61.30) %
Extracurricular activities	990,919	1,127,747	(136,828)	(12.13) %
Capital outlay	39,846	1,259,089	(1,219,243)	(96.84) %
Debt service	<u>301,964</u>	<u>354,577</u>	<u>(52,613)</u>	<u>(14.84) %</u>
Total	<u>\$ 88,743,939</u>	<u>\$ 86,188,610</u>	<u>\$ 2,555,329</u>	<u>2.96 %</u>

**WASHINGTON LOCAL SCHOOL DISTRICT
LUCAS COUNTY, OHIO**

**MANAGEMENT'S DISCUSSION AND ANALYSIS
FOR THE FISCAL YEAR ENDED JUNE 30, 2024
(UNAUDITED)**

General fund expenditures increased nearly 3%. Wages and salaries increased in accordance with the latest negotiated agreements. Employee benefits costs, such as health insurance premiums and the District's share of pension contributions, also were higher in fiscal year 2024. Furthermore, general inflationary increases contributed to higher costs of purchased services and supplies and materials. Capital outlays, on the other hand, decreased as the District used less general fund money to finance capital asset purchases in fiscal year 2024.

Classroom Facilities Fund

The classroom facilities fund is reported as a major fund and was created in fiscal year 2023 to account for the co-funded District construction projects. This fund had revenues of \$14,247,999 and expenditures of \$4,286,566 in fiscal year 2024, and fund balance increased by \$9,961,433.

General Fund Budgeting Highlights

The District's budget is prepared according to Ohio law and is based on accounting for certain transactions on a basis of cash receipts, disbursements and encumbrances. The most significant budgeted fund is the general fund.

During the course of fiscal year 2024, the District amended its general fund budget several times. For the general fund, final budgeted revenues were \$100,782,298, which is \$9,266,154 (10.13%) more than the original budget estimate of \$91,516,144. Estimated amounts for property taxes and intergovernmental revenues from the State were revised upwards throughout the year. Actual revenues and other financing sources for fiscal year 2024 were \$101,215,041, or \$432,743 more than the final budget.

General fund original appropriations and other financing uses of \$91,066,361 were increased to \$93,653,271 in the final budget. This was primarily to budget additional transfers to other funds. The actual budget basis expenditures and other financing uses for fiscal year 2024 totaled \$91,136,730, which is \$2,516,541 or 2.69% less than the final budget appropriations. There were no individually significant variances between the final budget and actual amounts.

Capital Assets and Debt Administration

Capital Assets

At the end of fiscal year 2024, the District had \$84,653,405 invested in land, construction in progress, land improvements, buildings and improvements, furniture and equipment, vehicles, and intangible right to use assets. This entire amount is reported in governmental activities.

The following table shows fiscal year 2024 balances compared to 2023:

**Capital Assets at June 30
(Net of Depreciation/Amortization)**

	<u>Governmental Activities</u>	
	<u>2024</u>	<u>2023</u>
Land	\$ 2,137,068	\$ 1,911,926
Construction in progress	4,855,761	46,931,837
Land improvements	2,692,833	3,044,478
Buildings and improvements	67,283,606	19,878,616
Furniture and equipment	4,089,183	4,209,394
Vehicles	2,632,397	2,355,521
Intangible right to use - leased equipment	164,134	273,557
Intangible right to use - SBITA software	798,423	1,006,041
Total	<u>\$ 84,653,405</u>	<u>\$ 79,611,370</u>

**WASHINGTON LOCAL SCHOOL DISTRICT
LUCAS COUNTY, OHIO**

**MANAGEMENT'S DISCUSSION AND ANALYSIS
FOR THE FISCAL YEAR ENDED JUNE 30, 2024
(UNAUDITED)**

Total additions to capital assets for 2024 were \$8,499,710, net disposals were \$393,751 and depreciation/amortization expense for the year amounted to \$3,063,924. Most of the capital asset additions, about \$6.8 million, were for construction in progress as the District continues its district-wide facilities improvement projects. Several projects were completed in fiscal year 2024, including the completion of the new Shoreland Elementary School at a total cost of approximately \$22.3 million, and the new Silver Creek Elementary School at a total cost of approximately \$22.2 million. See Note 8 in the notes to the basic financial statements for detail on the District's capital assets.

Debt Administration

At June 30, 2024, the District had \$54,754,031 in general obligation bonds, certificates of participation, leases payable, and SBITA payable outstanding. Of this amount, \$1,435,150 is due within one year and \$53,318,881 is due in more than one year. The following table summarizes the long-term obligations outstanding for the last two fiscal years.

Outstanding Debt, at Year End

	Governmental Activities 2024	Governmental Activities 2023
General obligation bonds	\$ 46,895,000	\$ 47,715,000
Certificates of participation	7,570,000	7,870,000
Leases payable	135,587	247,849
SBITA payable	153,444	302,959
Total	<u>\$ 54,754,031</u>	<u>\$ 56,135,808</u>

Additions to long-term debt in fiscal year 2024 consisted of SBITA payable in the amount of \$27,613. Total reductions amounted to \$1,409,390. See Note 9 in the notes to the basic financial statements for detail on the District's debt administration.

Current Financial Related Activities

As the preceding information shows, the District heavily depends on its property taxpayers. This is due to the history of unconstitutional state funding in Ohio. The District was successful in November 2019 for a 6.9 mill dual purpose levy; 3.9 mill General Fund, 3.0 mill Bond Levy. This levy provided an additional \$3.2 million for operations and authorized borrowing of \$50.0 million for two elementary buildings.

As we are participating in Expedited Local Partnership Program (ELPP), OFCC is now providing \$73.9 million for a new middle school and the demolition of Jefferson Junior High, Wernert and Hiawatha Elementary Schools. The General Fund also provided an additional \$6.1 million for additional square footage, exterior track, bleachers, various material upgrades (includes safety features) and furniture.

Administration must diligently plan expenditures, staying carefully within the District's five-year plan. Additional revenues must not be treated as a windfall to expand programs, but as an opportunity to extend the time horizon of the five-year forecast and delay the need for future levy requests.

In addition to property tax revenues, the District is heavily reliant on State Foundation funding. The District received approximately \$45.3 million in State Foundation aid (unrestricted and restricted) in fiscal year 2024, the third year of the Fair School Funding Plan. As the new school funding system continues to be phased in for fiscal year 2025, we anticipate an increase of \$5.0 million in unrestricted/restricted state aid for FY 2025. Future funding levels will be determined by the legislature.

**WASHINGTON LOCAL SCHOOL DISTRICT
LUCAS COUNTY, OHIO**

**MANAGEMENT'S DISCUSSION AND ANALYSIS
FOR THE FISCAL YEAR ENDED JUNE 30, 2024
(UNAUDITED)**

The passage of House Bill No. 66 posed a significant challenge for the District. House Bill No. 66 eliminated the tax on tangible personal property of businesses, telephone and telecommunications companies, and railroads. The HB66 initially partially replaced the revenue lost by the District due to the phasing out of the tax. However, in 2012 and 2013, these state payments for personal property tax loss were reduced by \$1.3 million each year. In 2014 and 2015, these payments were reduced from \$8.7 million to \$6.1 million, a reduction of \$2.6 million. In 2016, these payments were reduced to \$5.2 million and in 2017 reduced to \$4.3 million. These "hold harmless payments" were reduced; \$3.4 million in 2019, \$2.4 million in 2021, \$1.5 million in 2023, \$1.0 million in FY 2024, and will be reduced to \$500,000 in FY 2025 and eliminated in FY 2026.

We received significant Elementary and Secondary School Emergency Relief (ESSER) funds. These are estimated at: \$1.6 million for ESSER I, \$6.3 million for ESSER II, and \$14.1 million for ESSER III (American Recovery Plan). These funds are being utilized for COVID-19 related expenditures, instructional supplies, equipment, curriculum support, and technology. In fiscal years 2022, 2023, and 2024 we will be utilizing these funds for significant staffing needs, as well. Beginning in fiscal year 2025, and some other ESSER expenditures began in 2023, significant ESSER expenditures for staffing (\$4.2 million) and technology (\$750,000) will be charged to the General Fund.

The financial future of the District is not without challenges. We have been operating under an unconstitutional funding system for over a decade and it appears the State is beginning to properly fund public schools in Ohio. Unfortunately, the State only committed two more years towards the new school funding formula and are phasing in the new formula. 2023/2024 was the third year of a six year phase-in. Next year 2024/2025 is year four of the phase-in. Although it is not legislature approved, we are hopeful the phase-in occurs in 2025/2026 and becomes fully funded.

It has been very challenging the past several years with our increased special education costs and the reduction in personal property loss payments and now we are facing declining enrollment that is only partially offset by open enrollment. The economy within the District's boundaries and in the State of Ohio was previously declining but the recent economy and outlook has improved dramatically since that time. The assessed property values within the District and in Lucas County, upon which the District's taxes are levied, had declined for several years. However, with the six-year county-wide evaluation in 2018 we received our first property valuation increase (6.3%) and we received an increase in the 2021 reevaluation of 14.9%. The 2021 valuation finally returned the valuation we had in 2009. We are anticipating another significant increase in 2024 in our property valuation for tax collection in calendar year 2025.

Contacting the District's Financial Management

This financial report is intended to provide our citizens, taxpayers, and investors and creditors with a general overview of the District's finances and to show the District's accountability for the money it receives. If you have questions about this report or need additional financial information contact: Jeffery S. Fouke, Treasurer, Washington Local School District, 3505 W. Lincolnshire Boulevard, Toledo, Ohio 43606-1299.

**WASHINGTON LOCAL SCHOOL DISTRICT
LUCAS COUNTY, OHIO**

STATEMENT OF NET POSITION
JUNE 30, 2024

	Governmental Activities
Assets:	
Equity in pooled cash and cash equivalents	\$ 81,878,304
Cash in segregated accounts	12,295
Receivables:	
Property taxes	51,286,887
Payment in lieu of taxes	2,017,253
Accounts	14,524
Accrued interest	143,872
Intergovernmental	87,283,601
Prepayments	483,406
Materials and supplies inventory	8,559
Inventory held for resale	9,174
Net OPEB asset	6,566,167
Capital assets:	
Not being depreciated/amortized	6,992,829
Being depreciated/amortized, net	77,660,576
Capital assets, net	84,653,405
Total assets	314,357,447
Deferred outflows of resources:	
Pension	18,560,274
OPEB	3,624,683
Total deferred outflows of resources	22,184,957
Liabilities:	
Accounts payable	94,444
Contracts payable	1,422,707
Accrued wages and benefits payable	10,623,121
Intergovernmental payable	190,626
Pension obligation payable	2,570,352
Accrued interest payable	193,921
Claims payable	1,384,605
Long-term liabilities:	
Due within one year	1,942,150
Due in more than one year:	
Net pension liability	90,195,185
Net OPEB liability	5,358,689
Other amounts due in more than one year	59,662,768
Total liabilities	173,638,568
Deferred inflows of resources:	
Property taxes levied for the next fiscal year	47,205,986
Payment in lieu of taxes levied for the next fiscal year	2,017,253
Pension	7,127,315
OPEB	10,636,761
Total deferred inflows of resources	66,987,315
Net position:	
Net investment in capital assets	27,254,293
Restricted for:	
Capital projects	107,267,895
OPEB	6,566,167
Classroom facilities maintenance	729,193
Debt service	1,451,464
State funded programs	487,684
Federally funded programs	62,843
Food service operations	3,865,458
Extracurricular activities	612,025
Other purposes	326,876
Unrestricted (deficit)	(52,707,377)
Total net position	\$ 95,916,521

SEE ACCOMPANYING NOTES TO THE BASIC FINANCIAL STATEMENTS

**WASHINGTON LOCAL SCHOOL DISTRICT
LUCAS COUNTY, OHIO**

STATEMENT OF ACTIVITIES
FOR THE FISCAL YEAR ENDED JUNE 30, 2024

		Program Revenues			Net (Expense) Revenue and Changes in Net Position
	Expenses	Charges for Services and Sales	Operating Grants and Contributions	Capital Grants and Contributions	Governmental Activities
Governmental activities:					
Instruction:					
Regular	\$ 41,121,017	\$ 896,949	\$ 1,818,586	\$ -	\$ (38,405,482)
Special	18,811,435	619,572	11,802,130	-	(6,389,733)
Vocational	3,574,530	84,093	1,484,745	-	(2,005,692)
Other	248,276	-	137,327	-	(110,949)
Support services:					
Pupil	8,317,226	-	1,917,314	-	(6,399,912)
Instructional staff	2,309,054	-	881,170	-	(1,427,884)
Board of education	188,743	-	-	-	(188,743)
Administration	6,153,160	-	9,641	-	(6,143,519)
Fiscal	1,949,900	-	-	-	(1,949,900)
Business	549,002	-	-	-	(549,002)
Operations and maintenance	9,292,217	57,364	58,684	-	(9,176,169)
Pupil transportation	4,308,661	12,552	784,691	111,250	(3,400,168)
Central	2,274,621	7,000	208,780	-	(2,058,841)
Operation of non-instructional services:					
Food service operations	3,252,454	759,852	3,058,021	-	565,419
Other non-instructional services	1,352,566	-	1,289,602	-	(62,964)
Extracurricular activities	1,867,463	780,196	49,570	64,550	(973,147)
Interest and fiscal charges	1,750,491	-	-	-	(1,750,491)
Totals	\$ 107,320,816	\$ 3,217,578	\$ 23,500,261	\$ 175,800	(80,427,177)

General revenues:

Property taxes levied for:	
General purposes	44,346,947
Debt service	2,376,920
Capital outlay	1,898,509
Classroom facilities maintenance	465,815
Payments in lieu of taxes	1,179,979
Grants and entitlements not restricted to specific programs	42,023,245
Investment earnings	4,035,125
Miscellaneous	365,379
Total general revenues	96,691,919
 Change in net position	 16,264,742
 Net position at beginning of year	 79,651,779
 Net position at end of year	 \$ 95,916,521

SEE ACCOMPANYING NOTES TO THE BASIC FINANCIAL STATEMENTS

**WASHINGTON LOCAL SCHOOL DISTRICT
LUCAS COUNTY, OHIO**

BALANCE SHEET
GOVERNMENTAL FUNDS
JUNE 30, 2024

	General	Classroom Facilities	Nonmajor Governmental Funds	Total Governmental Funds
Assets:				
Equity in pooled cash and cash equivalents	\$ 50,043,671	\$ 5,582,075	\$ 23,953,303	\$ 79,579,049
Cash in segregated accounts	12,295	-	-	12,295
Receivables:				
Property taxes	46,358,776	-	4,928,111	51,286,887
Payment in lieu of taxes	1,842,550	-	174,703	2,017,253
Accounts	8,284	-	6,240	14,524
Accrued interest	143,872	-	-	143,872
Intergovernmental	222,865	85,930,394	1,130,342	87,283,601
Prepayments	475,553	-	7,853	483,406
Materials and supplies inventory	-	-	8,559	8,559
Inventory held for resale	-	-	9,174	9,174
Due from other funds	176,618	-	-	176,618
Total assets	<u>\$ 99,284,484</u>	<u>\$ 91,512,469</u>	<u>\$ 30,218,285</u>	<u>\$ 221,015,238</u>
Liabilities:				
Accounts payable	\$ 10,221	\$ -	\$ 84,223	\$ 94,444
Contracts payable	-	1,187,679	235,028	1,422,707
Accrued wages and benefits payable	9,750,771	-	872,350	10,623,121
Compensated absences payable	311,071	-	2,092	313,163
Intergovernmental payable	155,800	-	34,826	190,626
Pension obligation payable	2,357,445	-	212,907	2,570,352
Due to other funds	-	-	176,618	176,618
Claims payable	43,164	-	-	43,164
Total liabilities	<u>12,628,472</u>	<u>1,187,679</u>	<u>1,618,044</u>	<u>15,434,195</u>
Deferred inflows of resources:				
Property taxes levied for the next fiscal year	42,677,698	-	4,528,288	47,205,986
Payment in lieu of taxes levied for the next fiscal year	1,842,550	-	174,703	2,017,253
Delinquent property tax revenue not available	1,495,936	-	164,516	1,660,452
Intergovernmental revenue not available	-	80,363,357	215,875	80,579,232
Accrued interest not available	143,872	-	-	143,872
Total deferred inflows of resources	<u>46,160,056</u>	<u>80,363,357</u>	<u>5,083,382</u>	<u>131,606,795</u>
Fund balances:				
Nonspendable:				
Materials and supplies inventory	-	-	8,559	8,559
Prepayments	475,553	-	7,853	483,406
Unclaimed monies	51,329	-	-	51,329
Restricted:				
Debt service	-	-	1,558,111	1,558,111
Capital improvements	-	9,961,433	15,439,598	25,401,031
Classroom facilities maintenance	-	-	729,193	729,193
Food service operations	-	-	4,024,917	4,024,917
Non-public schools	-	-	99,917	99,917
State funded programs	-	-	383,410	383,410
Federally funded programs	-	-	56,320	56,320
Extracurricular activities	-	-	612,025	612,025
Other purposes	-	-	275,547	275,547
Committed:				
Capital improvements	-	-	532,951	532,951
Underground storage tank	55,000	-	-	55,000
Assigned:				
Student instruction	309,377	-	-	309,377
Student and staff support	938,450	-	-	938,450
Extracurricular activities	4,600	-	-	4,600
School supplies	82,851	-	-	82,851
Other purposes	90,571	-	-	90,571
Unassigned (deficit)	<u>38,488,225</u>	<u>-</u>	<u>(211,542)</u>	<u>38,276,683</u>
Total fund balances	<u>40,495,956</u>	<u>9,961,433</u>	<u>23,516,859</u>	<u>73,974,248</u>
Total liabilities, deferred inflows and fund balances	<u>\$ 99,284,484</u>	<u>\$ 91,512,469</u>	<u>\$ 30,218,285</u>	<u>\$ 221,015,238</u>

SEE ACCOMPANYING NOTES TO THE BASIC FINANCIAL STATEMENTS

**WASHINGTON LOCAL SCHOOL DISTRICT
LUCAS COUNTY, OHIO**

**RECONCILIATION OF TOTAL GOVERNMENTAL FUND BALANCES TO
NET POSITION OF GOVERNMENTAL ACTIVITIES
JUNE 30, 2024**

Total governmental fund balances		\$ 73,974,248
<i>Amounts reported for governmental activities on the statement of net position are different because:</i>		
Capital assets used in governmental activities are not financial resources and therefore are not reported in the funds.		84,653,405
Other long-term assets are not available to pay for current-period expenditures and therefore are deferred inflows in the funds.		
Property taxes receivable	\$ 1,660,452	
Accrued interest receivable	143,872	
Intergovernmental receivable	80,579,232	
Total	<u>82,383,556</u>	82,383,556
An internal service fund is used by management to charge the costs of insurance to individual funds. The assets and liabilities of the internal service fund are included in governmental activities on the statement of net position.		957,814
Unamortized premiums on bonds issued are not recognized in the funds.		(1,222,374)
Accrued interest payable is not due and payable in the current period and therefore is not reported in the funds.		(193,921)
The net pension/OPEB assets & liabilities are not due and payable in the current period; therefore, the assets, liabilities and related deferred inflows/outflows are not reported in governmental funds.		
Deferred outflows - pension	18,560,274	
Deferred inflows - pension	(7,127,315)	
Net pension liability	(90,195,185)	
Deferred outflows - OPEB	3,624,683	
Deferred inflows - OPEB	(10,636,761)	
Net OPEB asset	6,566,167	
Net OPEB liability	(5,358,689)	
Total	<u>(84,566,826)</u>	(84,566,826)
Long-term liabilities, including bonds payable, are not due and payable in the current period and therefore are not reported in the funds.		
General obligation bonds	(46,895,000)	
Certificates of participation	(7,570,000)	
Lease liability	(135,587)	
SBITA liability	(153,444)	
Compensated absences	(5,315,350)	
Total	<u>(60,069,381)</u>	(60,069,381)
Net position of governmental activities		\$ 95,916,521

SEE ACCOMPANYING NOTES TO THE BASIC FINANCIAL STATEMENTS

**WASHINGTON LOCAL SCHOOL DISTRICT
LUCAS COUNTY, OHIO**

STATEMENT OF REVENUES, EXPENDITURES AND CHANGES IN FUND BALANCES
GOVERNMENTAL FUNDS
FOR THE FISCAL YEAR ENDED JUNE 30, 2024

	General	Classroom Facilities Maintenance	Nonmajor Governmental Funds	Total Governmental Funds
Revenues:				
Property taxes	\$ 44,807,679	\$ -	\$ 4,775,949	\$ 49,583,628
Intergovernmental	50,930,367	14,116,816	14,587,352	79,634,535
Investment earnings	2,831,914	131,183	1,021,616	3,984,713
Tuition and fees	1,562,363	-	-	1,562,363
Extracurricular	-	-	787,196	787,196
Rental income	1,440	-	55,924	57,364
Charges for services	50,803	-	759,852	810,655
Contributions and donations	20,694	-	55,049	75,743
Payment in lieu of taxes	1,077,776	-	102,203	1,179,979
Miscellaneous	357,660	-	63,459	421,119
Total revenues	<u>101,640,696</u>	<u>14,247,999</u>	<u>22,208,600</u>	<u>138,097,295</u>
Expenditures:				
Current:				
Instruction:				
Regular	38,968,193	-	1,861,343	40,829,536
Special	12,930,428	-	5,738,931	18,669,359
Vocational	3,486,541	-	101,162	3,587,703
Other	85,842	-	137,376	223,218
Support services:				
Pupil	7,583,980	-	712,745	8,296,725
Instructional staff	1,417,176	-	867,791	2,284,967
Board of education	184,364	-	-	184,364
Administration	5,982,708	-	11,397	5,994,105
Fiscal	1,910,403	-	77,203	1,987,606
Business	545,745	-	-	545,745
Operations and maintenance	8,759,975	-	731,833	9,491,808
Pupil transportation	3,801,682	-	717,577	4,519,259
Central	1,739,111	-	293,341	2,032,452
Operation of non-instructional services:				
Food service operations	-	-	3,384,653	3,384,653
Other non-instructional services	15,062	-	1,307,262	1,322,324
Extracurricular activities	990,919	-	909,606	1,900,525
Facilities acquisition and construction	12,233	4,286,566	2,571,528	6,870,327
Capital outlay	27,613	-	-	27,613
Debt service:				
Principal retirement	289,390	-	1,120,000	1,409,390
Interest and fiscal charges	12,574	-	1,791,917	1,804,491
Total expenditures	<u>88,743,939</u>	<u>4,286,566</u>	<u>22,335,665</u>	<u>115,366,170</u>
Excess of revenues over (under) expenditures	<u>12,896,757</u>	<u>9,961,433</u>	<u>(127,065)</u>	<u>22,731,125</u>
Other financing sources (uses):				
Proceeds from sale of assets	-	-	16,746	16,746
Transfers in	-	-	2,042,721	2,042,721
Transfers (out)	(2,042,721)	-	-	(2,042,721)
SBITA transactions	27,613	-	-	27,613
Total other financing sources (uses)	<u>(2,015,108)</u>	<u>-</u>	<u>2,059,467</u>	<u>44,359</u>
Net change in fund balances	10,881,649	9,961,433	1,932,402	22,775,484
Fund balances at beginning of year	29,614,307	-	21,584,457	51,198,764
Fund balances at end of year	<u>\$ 40,495,956</u>	<u>\$ 9,961,433</u>	<u>\$ 23,516,859</u>	<u>\$ 73,974,248</u>

SEE ACCOMPANYING NOTES TO THE BASIC FINANCIAL STATEMENTS

**WASHINGTON LOCAL SCHOOL DISTRICT
LUCAS COUNTY, OHIO**

**RECONCILIATION OF THE STATEMENT OF REVENUES, EXPENDITURES
AND CHANGES IN FUND BALANCES OF GOVERNMENTAL FUNDS
TO THE STATEMENT OF ACTIVITIES
FOR THE FISCAL YEAR ENDED JUNE 30, 2024**

Net change in fund balances - total governmental funds \$ 22,775,484

*Amounts reported for governmental activities in the
statement of activities are different because:*

Governmental funds report capital outlays as expenditures. However, in the statement of activities, the cost of those assets is allocated over their estimated useful lives as depreciation/amortization expense.

Capital asset additions	\$	8,499,710	
Current year depreciation/amortization		(3,063,924)	
Total			5,435,786

The net effect of various miscellaneous transactions involving capital assets (i.e., sales, disposals, trade-ins, and donations) is to decrease net position. (393,751)

Revenues in the statement of activities that do not provide current financial resources are not reported as revenues in the funds.

Property taxes	(495,437)		
Earnings on investments	81,679		
Intergovernmental	(14,304,697)		
Total			(14,718,455)

Repayment of principal on long-term debt is an expenditure in the governmental funds, but the repayment reduces long-term liabilities on the statement of net position. 1,409,390

A SBITA transaction is recorded as other financing sources in the funds; however, in the statement of activities, it is not reported as a financing source as it increases liabilities on the statement of net position. (27,613)

In the statement of activities, interest is accrued on outstanding bonds, whereas in governmental funds, an interest expenditure is reported when due. The following items resulted in less interest being reported in the statement of activities:

Decrease in accrued interest payable	11,774		
Amortization of bond premiums	42,226		
Total			54,000

Contractually required contributions are reported as expenditures in governmental funds; however, the statement of net position reports these amounts as deferred outflows.

Pension	8,514,010		
OPEB	223,264		
Total			8,737,274

Except for amounts reported as deferred inflows/outflows, changes in the net pension/OPEB liability/asset are reported as pension/OPEB expense in the statement of activities.

Pension	(6,901,217)		
OPEB	1,192,262		
Total			(5,708,955)

Some expenses reported in the statement of activities, such as compensated absences, do not require the use of current financial resources and therefore are not reported as expenditures in governmental funds. 18,439

An internal service fund used by management to charge the costs of insurance to individual funds is not reported in the district-wide statement of activities. Governmental fund expenditures and the related internal service fund revenues are eliminated. The net revenue (expense) of the internal service fund is allocated among the governmental activities.

(1,316,857)

Change in net position of governmental activities \$ 16,264,742

SEE ACCOMPANYING NOTES TO THE BASIC FINANCIAL STATEMENTS

**WASHINGTON LOCAL SCHOOL DISTRICT
LUCAS COUNTY, OHIO**

STATEMENT OF NET POSITION
PROPRIETARY FUND
JUNE 30, 2024

	Governmental Activities - Internal Service Fund
Assets:	
Current assets:	
Equity in pooled cash and cash equivalents	<u>\$ 2,299,255</u>
Liabilities:	
Current liabilities:	
Claims payable	<u>1,341,441</u>
Net position:	
Unrestricted	<u>957,814</u>
Total net position	<u><u>\$ 957,814</u></u>

SEE ACCOMPANYING NOTES TO THE BASIC FINANCIAL STATEMENTS

**WASHINGTON LOCAL SCHOOL DISTRICT
LUCAS COUNTY, OHIO**

STATEMENT OF REVENUES, EXPENSES AND
CHANGES IN NET POSITION
PROPRIETARY FUND
FOR THE FISCAL YEAR ENDED JUNE 30, 2024

	Governmental Activities - Internal Service Fund
Operating revenues:	
Charges for services	\$ 12,521,442
Operating expenses:	
Purchased services	436,305
Claims	13,608,712
Total operating expenses	14,045,017
Operating (loss)	(1,523,575)
Nonoperating revenues:	
Interest revenue	206,718
Change in net position	(1,316,857)
Net position at beginning of year	2,274,671
Net position at end of year	\$ 957,814

SEE ACCOMPANYING NOTES TO THE BASIC FINANCIAL STATEMENTS

**WASHINGTON LOCAL SCHOOL DISTRICT
LUCAS COUNTY, OHIO**

**STATEMENT OF CASH FLOWS
PROPRIETARY FUND
FOR THE FISCAL YEAR ENDED JUNE 30, 2024**

	Governmental Activities - Internal Service Fund
Cash flows from operating activities:	
Cash received from sales/charges for services	\$ 12,521,442
Cash payments for purchased services	(436,305)
Cash payments for claims	(13,758,874)
	<u>(1,673,737)</u>
Net cash (used in) operating activities	<u>(1,673,737)</u>
Cash flows from investing activities:	
Interest received	<u>206,718</u>
Net (decrease) in cash and cash equivalents	(1,467,019)
Cash and cash equivalents at beginning of year	<u>3,766,274</u>
Cash and cash equivalents at end of year	<u><u>\$ 2,299,255</u></u>
Reconciliation of operating (loss) to net cash (used in) operating activities:	
Operating (loss)	\$ (1,523,575)
Changes in assets and liabilities:	
Claims payable	<u>(150,162)</u>
Net cash (used in) operating activities	<u><u>\$ (1,673,737)</u></u>

SEE ACCOMPANYING NOTES TO THE BASIC FINANCIAL STATEMENTS

**WASHINGTON LOCAL SCHOOL DISTRICT
LUCAS COUNTY, OHIO**

**NOTES TO THE BASIC FINANCIAL STATEMENTS
FOR THE FISCAL YEAR ENDED JUNE 30, 2024**

NOTE 1 - DESCRIPTION OF THE SCHOOL DISTRICT

The Washington Local School District (the District) is located in the greater metropolitan Toledo area of Lucas County in northwestern Ohio. The District is a body politic and corporate established for the purpose of exercising the rights and privileges conveyed to it by the constitution and laws of the State of Ohio. The District is a local school district as defined by § 3311.03 of the Ohio Revised Code. The District operates under an elected Board of Education (5 members) and is responsible for the provision of public education to residents of the District.

The District employs 330 non-certified and 531 certified full-time and part-time employees to provide services to approximately 6,858 students in grades K through 12.

The District provides regular, vocational, and special instruction. The District also provides support services for the pupils, instructional staff, general and school administration, business and fiscal services, facilities acquisitions and construction services, operation and maintenance of plant, student transportation, food services and extracurricular activities.

NOTE 2 - SUMMARY OF SIGNIFICANT ACCOUNTING POLICIES

The basic financial statements of the District have been prepared in conformity with accounting principles generally accepted in the United States of America (GAAP) as applied to governmental units. The Governmental Accounting Standards Board (GASB) is the accepted standard-setting body for establishing governmental accounting and financial reporting principles. The District's significant accounting policies are described below.

A. Reporting Entity

The reporting entity has been defined in accordance with GASB Statement No. 14, "The Financial Reporting Entity" as amended by GASB Statement No. 39, "Determining Whether Certain Organizations Are Component Units" and GASB Statement No. 61, "The Financial Reporting Entity: Omnibus an Amendment of GASB Statements No. 14 and No. 34". The reporting entity is composed of the primary government and component units. The primary government consists of all funds, departments, boards and agencies that are not legally separate from the District. For the District, this includes general operations, food service, and student related activities of the District.

Component units are legally separate organizations for which the District is financially accountable. The District is financially accountable for an organization if the District appoints a voting majority of the organization's Governing Board and (1) the District is able to significantly influence the programs or services performed or provided by the organization; or (2) the District is legally entitled to or can otherwise access the organization's resources; or (3) the District is legally obligated or has otherwise assumed the responsibility to finance the deficits of, or provide financial support to, the organization; or (4) the District is obligated for the debt of the organization. Component units may also include organizations that are fiscally dependent on the District in that the District approves the budget, the issuance of debt or the levying of taxes. Certain organizations are also included as component units if the nature and significance of the relationship between the primary government and the organization is such that exclusion by the primary government would render the primary government's financial statements incomplete or misleading. Based upon the application of these criteria, the District has no component units. The basic financial statements of the reporting entity include only those of the District (the primary government).

**WASHINGTON LOCAL SCHOOL DISTRICT
LUCAS COUNTY, OHIO**

**NOTES TO THE BASIC FINANCIAL STATEMENTS
FOR THE FISCAL YEAR ENDED JUNE 30, 2024**

NOTE 2 - SUMMARY OF SIGNIFICANT ACCOUNTING POLICIES - (Continued)

The following organizations are described due to their relationship to the District:

JOINTLY GOVERNED ORGANIZATION

Northwest Ohio Computer Association (NWOCA)

The District is a participant with 41 other school districts and other entities in a jointly governed organization to operate NWOCA. NWOCA was formed for the purpose of providing computer services. NWOCA is governed by a board of directors consisting of the superintendents of the member school districts. The degree of control exercised by any participating school district is limited to its representation on the board. The District does not have an ongoing financial interest or responsibility in NWOCA.

INSURANCE PURCHASING POOLS

Ohio School Plan

The District belongs to the Ohio School Plan (the "Plan"), an unincorporated non-profit association providing a formalized, jointly administered self-insurance risk management program and other administrative services to more than 300 Ohio schools ("Members").

Pursuant to Section 2744.081 of the Ohio Revised Code, the Plan is deemed a separate legal entity. The Plan provides property, general liability, educator's legal liability, automobile and violence coverages, modified for each member's needs. The Plan pays judgments, settlements and other expenses resulting from covered claims that exceed the member's specific deductible.

The Plan issues its own policies and reinsures the Plan with reinsurance carriers. The Plan retains the first \$150,000 of property losses subject to an annual aggregate. The Plan retains the first \$150,000 of casualty losses. (See the Plan's audited financial statements on their website for more details.) The individual members are responsible for their self-retention (deductible) amounts, which vary from member to member.

The Plan's audited financial statements conform with generally accepted accounting principles, and reported the following assets, liabilities and retained earnings at December 31, 2023 and 2022:

	<u>2023</u>	<u>2022</u>
Assets	\$ 19,048,264	\$ 17,878,913
Liabilities	13,713,334	11,253,693
Members' equity	5,334,930	6,625,220

You can read the complete audited financial statements for The Ohio School Plan at the Plan's website, www.ohioschoolplan.org under "Financials".

Ohio SchoolComp Workers' Compensation Group Rating Program

The District participates in the Ohio SchoolComp Workers' Compensation Group Rating Program (GRP). The GRP is co-sponsored by the Ohio School Boards Association and the Ohio Association of School Business Officials. CompManagement, Inc. provides administration services for the GRP. The intent of the GRP is to achieve the benefit of a reduced premium for the District by virtue of its grouping and representation with other participants in the GRP. The District pays a fee to the GRP to cover the costs of administering the program.

B. Fund Accounting

The District uses funds to maintain its financial records during the year. A fund is defined as a fiscal and accounting entity with a self balancing set of accounts. There are three categories of funds: governmental, proprietary and fiduciary. The District has no fiduciary funds.

**WASHINGTON LOCAL SCHOOL DISTRICT
LUCAS COUNTY, OHIO**

**NOTES TO THE BASIC FINANCIAL STATEMENTS
FOR THE FISCAL YEAR ENDED JUNE 30, 2024**

NOTE 2 - SUMMARY OF SIGNIFICANT ACCOUNTING POLICIES - (Continued)

GOVERNMENTAL FUNDS

Governmental funds are those through which most governmental functions typically are financed. Governmental fund reporting focuses on the sources, uses and balances of current financial resources. Expendable assets are assigned to the various governmental funds according to the purposes for which they may or must be used. Current liabilities are assigned to the fund from which they will be paid. The difference between governmental fund assets and deferred outflows of resources and liabilities and deferred inflows of resources is reported as fund balance.

The following are the District's major governmental funds:

General fund -The general fund is used to account for and report all financial resources not accounted for and reported in another fund. The general fund balance is available for any purpose provided it is expended or transferred according to the general laws of Ohio.

Classroom facilities fund -This fund is used to account for monies received and expended in connection with contracts entered into by the District and the Ohio Facilities Construction Commission for the building and equipping of classroom facilities.

Other governmental funds of the District are used to account for:

Nonmajor special revenue funds- Special revenue funds are used to account for and report the proceeds of specific revenue sources that are restricted or committed to expenditure for specified purposes other than debt service or capital projects.

Nonmajor capital projects funds- Capital projects funds are used to account for and report financial resources that are restricted, committed, or assigned to expenditure for capital outlays, including the acquisition or construction of capital facilities and other capital assets.

Nonmajor debt service funds- Debt service funds are used to account for and report financial resources that are restricted, committed, or assigned to expenditure for principal and interest.

PROPRIETARY FUNDS

Proprietary funds are used to account for the District's ongoing activities which are similar to those often found in the private sector. The District has no enterprise funds. The following is a description of the District's internal service fund:

Internal service fund - Internal service funds are used to account for the financing of goods or services provided by one department or agency to other departments or agencies of the district, or to other governments, on a cost-reimbursement basis. The internal service fund of the District accounts for a self-insurance program for employee health, prescription drug, and dental benefits.

C. Basis of Presentation and Measurement Focus

Government-wide Financial Statements - The statement of net position and the statement of activities display information about the District as a whole. These statements include the financial activities of the primary government, except for fiduciary funds. These statements distinguish between those activities that are governmental and those that are considered business-type activities. The District has no business-type activities. The internal service fund operating activities are eliminated to avoid overstatement of revenues and expenses.

**WASHINGTON LOCAL SCHOOL DISTRICT
LUCAS COUNTY, OHIO**

**NOTES TO THE BASIC FINANCIAL STATEMENTS
FOR THE FISCAL YEAR ENDED JUNE 30, 2024**

NOTE 2 - SUMMARY OF SIGNIFICANT ACCOUNTING POLICIES - (Continued)

The government-wide statement of activities presents a comparison between direct expenses and program revenues for each function or program of the governmental activities of the District. Direct expenses are those that are specifically associated with a service, program or department and therefore clearly identifiable to a particular function. Program revenues include amounts paid by the recipient of goods or services offered by the program and grants and contributions that are restricted to meeting the operational or capital requirements of a particular program. Revenues not classified as program revenues are presented as general revenues of the District.

The government-wide financial statements are prepared using the economic resources measurement focus. All assets and deferred outflows of resources and all liabilities and deferred inflows of resources associated with the operation of the District are included on the statement of net position.

Fund Financial Statements - Fund financial statements report detailed information about the District. The focus of governmental fund financial statements is on major funds rather than reporting funds by type. Each major fund is presented in a separate column, and all nonmajor funds are aggregated into one column. The internal service fund is presented in a single column on the face of the proprietary fund statements. Fiduciary funds are reported by fund type.

The accounting and financial reporting treatment applied to a fund is determined by its measurement focus. All governmental funds are accounted for using a flow of current financial resources measurement focus. With this measurement focus, only current assets and deferred outflows of resources and current liabilities and deferred inflows of resources generally are included on the balance sheet. The statement of revenues, expenditures and changes in fund balances reports on the sources (i.e., revenues and other financing sources) and uses (i.e., expenditures and other financing uses) of current financial resources. This approach differs from the manner in which the governmental activities of the government-wide financial statements are prepared. Governmental fund financial statements therefore include a reconciliation with brief explanations to better identify the relationship between the government-wide statements and the statements for governmental funds.

Like the government-wide statements, the internal service fund is accounted for on a flow of economic resources measurement focus. All assets and deferred outflows and all liabilities and deferred inflows associated with the operation of this fund are included on the statement of fund net position. The statement of changes in fund net position presents increases (i.e., revenues) and decreases (i.e., expenses) in total net position. The statement of cash flows provides information about how the District finances and meets the cash flow needs of its proprietary activity.

Proprietary funds distinguish operating revenues and expenses from nonoperating items. Operating revenues and expenses generally result from providing services and producing and delivering goods in connection with a proprietary fund's principal ongoing operation. The principal operating revenues of the District's internal service fund are charges for sales and services. Operating expenses for the internal service fund include claims and purchased services expenses. All revenues and expenses not meeting this definition are reported as nonoperating revenues and expenses.

D. Basis of Accounting

Basis of accounting determines when transactions are recorded in the financial records and reported on the financial statements. Government-wide financial statements are prepared using the accrual basis of accounting. Governmental funds use the modified accrual basis of accounting. Proprietary and fiduciary funds also use the accrual basis of accounting.

**WASHINGTON LOCAL SCHOOL DISTRICT
LUCAS COUNTY, OHIO**

**NOTES TO THE BASIC FINANCIAL STATEMENTS
FOR THE FISCAL YEAR ENDED JUNE 30, 2024**

NOTE 2 - SUMMARY OF SIGNIFICANT ACCOUNTING POLICIES - (Continued)

Revenues - Exchange and Non-Exchange Transactions - Revenue resulting from exchange transactions, in which each party gives and receives essentially equal value, is recorded on the accrual basis when the exchange takes place. On a modified accrual basis, revenue is recorded in the fiscal year in which the resources are measurable and become available. Available means that the resources will be collected within the current fiscal year or are expected to be collected soon enough thereafter to be used to pay liabilities of the current fiscal year. For the District, available means expected to be received within sixty days of fiscal year end.

Nonexchange transactions, in which the District receives value without directly giving equal value in return, include property taxes, payments in lieu of taxes, grants, entitlements and donations. On an accrual basis, revenue from property taxes is recognized in the fiscal year for which the taxes are levied (See Note 6).

Revenue from grants, entitlements and donations is recognized in the fiscal year in which all eligibility requirements have been satisfied. Eligibility requirements include timing requirements, which specify the year when the resources are required to be used or the fiscal year when use is first permitted, matching requirements, in which the District must provide local resources to be used for a specified purpose, and expenditure requirements, in which the resources are provided to the District on a reimbursement basis. On a modified accrual basis, revenue from nonexchange transactions must also be available before it can be recognized.

Under the modified accrual basis, the following revenue sources are considered to be both measurable and available at fiscal year end: property taxes available as an advance, interest, tuition, grants, and student fees.

Deferred Outflows of Resources and Deferred Inflows of Resources - In addition to assets, the government-wide statement of net position will report a separate section for deferred outflows of resources. Deferred outflows of resources represent a consumption of net assets that applies to a future period and will not be recognized as an outflow of resources (expense/expenditure) until then. See Notes 12 and 13 for deferred outflows of resources related to net pension liability/asset and net OPEB liability/asset, respectively.

In addition to liabilities, both the government-wide statement of net position and the governmental fund financial statements report a separate section for deferred inflows of resources. Deferred inflows of resources represent an acquisition of net assets that applies to a future period and will not be recognized as an inflow of resources (revenue) until that time. Deferred inflows of resources include property taxes and unavailable revenue. Property taxes represent amounts for which there is an enforceable legal claim as of June 30, 2024, but which were levied to finance fiscal year 2025 operations. These amounts have been recorded as a deferred inflow of resources on both the government-wide statement of net position and the governmental fund financial statements. Unavailable revenue is reported only on the governmental funds balance sheet, and represents receivables which will not be collected within the available period. Unavailable revenue includes, but is not limited to, delinquent property taxes and intergovernmental grants. These amounts are deferred and recognized as an inflow of resources in the period the amounts become available. The deferred inflow of resources for leases is related to the lease receivable and is being amortized to lease revenue in a systematic and rational manner over the term of the lease.

See Notes 12 and 13 for deferred inflows of resources related to net pension liability/asset and net OPEB liability/asset, respectively. These deferred inflows of resources are only reported on the government-wide statement of net position.

Expenses/Expenditures - On the accrual basis of accounting, expenses are recognized at the time they are incurred. The entitlement value of donated commodities used during the year is reported in the statement of revenues, expenditures and changes in fund balances as an expenditure with a like amount reported as intergovernmental revenue.

**WASHINGTON LOCAL SCHOOL DISTRICT
LUCAS COUNTY, OHIO**

**NOTES TO THE BASIC FINANCIAL STATEMENTS
FOR THE FISCAL YEAR ENDED JUNE 30, 2024**

NOTE 2 - SUMMARY OF SIGNIFICANT ACCOUNTING POLICIES - (Continued)

The measurement focus of governmental fund accounting is on decreases in net financial resources (expenditures) rather than expenses. Expenditures are generally recognized in the accounting period in which the related fund liability is incurred, if measurable. Allocations of cost, such as depreciation and amortization, are not recognized in governmental funds.

E. Budgets

The budgetary process is prescribed by provisions of the Ohio Revised Code and entails the preparation of budgetary documents within an established timetable. The major documents prepared are the certificate of estimated resources and the appropriation resolution, both of which are prepared on the budgetary basis of accounting. The certificate of estimated resources and the appropriations resolution are subject to amendment throughout the year with the legal restriction that appropriations cannot exceed estimated resources, as certified. All funds, other than custodial funds, are legally required to be budgeted and appropriated. The legal level of budgetary control has been established by the Board of Education at the object level within each function within each fund for all funds. Any budgetary modifications at these levels may only be made by resolution of the Board of Education.

Tax Budget:

Prior to January 15, the Superintendent and Treasurer submit to the Board of Education a proposed operating budget for the fiscal year commencing the following July 1. The budget includes proposed expenditures and the means of financing for all funds. Public hearings are publicized and conducted to obtain taxpayers' comments. The purpose of this budget document is to reflect the need for existing (or increased) tax rates. By no later than January 20, the Board-adopted budget is filed with the Lucas County Budget Commission for rate determination. The Lucas County Budget Commission waived the tax budget filing requirement for fiscal year 2024.

Estimated Resources:

By April 1, the Board of Education accepts, by formal resolution, the tax rates as determined by the Budget Commission and receives the Commission's certificate of estimated resources, which states the projected revenue of each fund. Prior to July 1, the District must revise its budget so that total contemplated expenditures from any fund during the ensuing year will not exceed the amount stated in the certificate of estimated resources. The revised budget then serves as the basis for the appropriation measure. On or about July 1, the certificate is amended to include any unencumbered cash balances from the preceding year. The certificate may be further amended during the year if projected increases or decreases in revenue are identified by the District Treasurer. The amounts reported as the original budgeted amounts in the budgetary statements reflect the amounts from the certificate of estimated resources that was in effect at the time the original permanent appropriations covering the entire fiscal year were passed by the Board of Education. The amounts reported as the final budgeted amounts in the budgetary statements reflect the amounts from the certificate of amended resources that was in effect at the time the final appropriations were passed by the Board of Education.

Appropriations:

Upon receipt from the County Auditor of an amended certificate of estimated resources based on final assessed values and tax rates or a certificate saying no new certificate is necessary, the annual appropriation resolution is enacted by the Board of Education. Prior to the passage of the annual appropriation measure, the Board may pass a temporary appropriation measure to meet the ordinary expenses of the District. The appropriation resolution, at the object level within each function within each fund, must be within the estimated resources as certified by the County Budget Commission and the total of expenditures may not exceed the appropriation totals at any level of control. Any revisions that alter the level of budgetary control must be approved by the Board of Education.

**WASHINGTON LOCAL SCHOOL DISTRICT
LUCAS COUNTY, OHIO**

**NOTES TO THE BASIC FINANCIAL STATEMENTS
FOR THE FISCAL YEAR ENDED JUNE 30, 2024**

NOTE 2 - SUMMARY OF SIGNIFICANT ACCOUNTING POLICIES - (Continued)

The Board may pass supplemental fund appropriations so long as the total appropriations by fund do not exceed the amounts set forth in the most recent certificate of estimated resources. During the year, all supplemental appropriations were legally enacted.

The appropriation resolution is subject to amendment by the Board throughout the year with the restriction that appropriations may not exceed estimated revenues. The amounts reported as the original budget amounts reflect the first appropriation for that fund covering the entire fiscal year, including amounts automatically carried over from the prior year. The amounts reported as the final budgeted amounts represent the final appropriation amounts passed by the Board during the year.

Lapsing of Appropriations:

Unencumbered appropriations lapse at year-end. Encumbered appropriations are carried forward to the succeeding fiscal year and need not be reappropriated. Cash disbursements plus encumbrances may not legally exceed budgeted appropriations at the object level within each function within each fund for all funds.

F. Cash and Investments

To improve cash management, cash received by the District is pooled. Monies for all funds are maintained in this pool. Individual fund integrity is maintained through the District's records. Each fund's interest in the pool is presented as "equity in pooled cash and cash equivalents" on the basic financial statements.

During fiscal year 2024, investments were limited to Federal Farm Credit Bureau (FFCB) notes, U.S. Treasury notes, commercial paper, negotiable certificates of deposit (CDs), a U.S. Government money market fund, and the State Treasury Asset Reserve of Ohio (STAR Ohio). Except for nonparticipating investment contracts, investments are reported at fair value, which is based on quoted market prices. Nonparticipating investment contracts, such as nonnegotiable certificates of deposit, are reported at cost.

STAR Ohio is an investment pool managed by the State Treasurer's Office which allows governments within the State to pool their funds for investment purposes. STAR Ohio is not registered with the SEC as an investment company, but has adopted Governmental Accounting Standards Board (GASB), Statement No. 79, "Certain External Investment Pools and Pool Participants." The District measures their investment in STAR Ohio at the net asset value (NAV) per share provided by STAR Ohio. The NAV per share is calculated on an amortized cost basis that provides an NAV per share that approximates fair value.

There were no limitations or restrictions on any participant withdrawals due to redemption notice periods, liquidity fees, or redemption gates. However, 24 hours notice in advance of all deposits and withdrawals exceeding \$100 million is encouraged. STAR Ohio reserves the right to limit the transaction to \$250 million, requiring the excess amount to be transacted the following business day(s), but only to the \$250 million limit. All accounts of the participant will be combined for these purposes.

Under existing Ohio statutes all investment earnings are assigned to the general fund unless statutorily required to be credited to a specific fund. The Board of Education has, by resolution, specified the funds to receive an allocation of interest earnings. Interest revenue credited to the general fund during fiscal year 2024 amounted to \$2,831,914, which includes \$285,121 assigned from other District funds.

For presentation on the basic financial statements, investments purchased by the cash management pool and investments with original maturities of three months or less at the time they are purchased by the District are considered to be cash equivalents. Investments with an initial maturity of more than three months are reported as investments. An analysis of the District's investment account at fiscal year-end is provided in Note 4.

**WASHINGTON LOCAL SCHOOL DISTRICT
LUCAS COUNTY, OHIO**

**NOTES TO THE BASIC FINANCIAL STATEMENTS
FOR THE FISCAL YEAR ENDED JUNE 30, 2024**

NOTE 2 - SUMMARY OF SIGNIFICANT ACCOUNTING POLICIES - (Continued)

G. Inventory

On government-wide and fund financial statements, purchased inventories are presented at the lower of cost or market and donated commodities are presented at their entitlement value. Inventories are recorded on a first-in, first-out basis and are expensed when used. Inventories are accounted for using the consumption method on both the governmental fund financial statements and on the government-wide statements.

On the fund financial statements, reported material and supplies inventory is equally offset by a nonspendable fund balance in the governmental funds which indicates that it does not constitute available spendable resources even though it is a component of net current assets. Inventory consists of expendable supplies held for consumption, donated food and purchased food.

H. Capital Assets

General capital assets are those assets specifically related to governmental activities. These assets result from expenditures in the governmental funds. These assets are reported in the governmental activities column of the government-wide statement of net position but are not reported in the fund financial statements.

All capital assets are capitalized at cost (or estimated historical cost) and updated for additions and retirements during the year. Donated capital assets are recorded at their acquisition values as of the date received. The District maintains a capitalization threshold of \$1 for land and vehicles, \$5,000 for furniture and equipment, including leased equipment, and \$10,000 for land improvements and buildings and improvements. The District does not possess any infrastructure. Improvements are capitalized; the costs of normal maintenance and repairs that do not add to the value of the asset or materially extend an asset's life are not.

All reported capital assets except land and construction in progress are depreciated/amortized. Improvements are depreciated over the remaining useful lives of the related capital assets. The District is reporting intangible right to use assets related to leased equipment and SBITA software. The intangible assets are being amortized in a systematic and rational manner over the shorter of the lease/subscription term or the useful life of the underlying asset. Depreciation/amortization is computed using the straight-line method over the following useful lives:

<u>Description</u>	<u>Governmental Activities Estimated Lives</u>
Land improvements	15-20 years
Buildings and improvements	5-40 years
Furniture and equipment	5-20 years
Vehicles	8 years
Intangible right to use - leased equipment	5 years
Intangible right to use - SBITA software	2 - 5 years

**WASHINGTON LOCAL SCHOOL DISTRICT
LUCAS COUNTY, OHIO**

**NOTES TO THE BASIC FINANCIAL STATEMENTS
FOR THE FISCAL YEAR ENDED JUNE 30, 2024**

NOTE 2 - SUMMARY OF SIGNIFICANT ACCOUNTING POLICIES - (Continued)

I. Compensated Absences

The District reports compensated absences in accordance with the provisions of GASB No. 16, "Accounting for Compensated Absences". Vacation benefits are accrued as a liability as the benefits are earned if the employee's rights to receive compensation are attributable to services already rendered and it is probable that the District will compensate the employees for the benefits through paid time off or some other means. Sick leave benefits are accrued as a liability using the vesting method. The liability is based on the sick leave accumulated at June 30, by those employees who are currently eligible to receive termination benefits and by those employees who are expected to become eligible in the future. For purposes of establishing a liability for sick leave on employees expected to become eligible to retire in the future, all employees age 50 and with at least 10 years of service were considered expected to become eligible to retire in accordance with GASB Statement No. 16.

The entire compensated absence liability is reported on the government-wide financial statements.

The total liability for vacation and sick leave payments has been calculated using pay rates in effect at June 30, 2024, and reduced to the maximum payment allowed by labor contract and/or statute, plus any additional salary related payments.

For governmental fund financial statements, compensated absences are recognized as liabilities and expenditures as payments come due each period upon the occurrence of employee resignations and retirements.

J. Interfund Balances

On fund financial statements, receivables and payables resulting from short-term interfund loans are classified as "interfund loans receivable/payable" or "due to/from other funds". Interfund balances between governmental funds are eliminated in the governmental activities column on the statement of net position.

K. Accrued Liabilities and Long-Term Obligations

All payables, accrued liabilities and long-term obligations are reported in the government-wide financial statements, and all payables, accrued liabilities and long-term obligations payable from the internal service fund are reported on the proprietary fund financial statements.

In general, governmental fund payables and accrued liabilities that, once incurred, are paid in a timely manner and in full from current financial resources are reported as obligations of the funds. However, claims and judgments and compensated absences that are paid from governmental funds are reported as a liability in the fund financial statements only to the extent that they are due for payment during the current year. Net pension/OPEB liability should be recognized in the governmental funds to the extent that benefit payments are due and payable and the pension/OPEB plan's fiduciary net position is not sufficient for payment of those benefits.

L. Nonpublic Schools

Within the District's boundaries are the following parochial and private schools: Christ the King, Notre Dame Academy and Regina Coeli. Current state legislation provides funding to these parochial and private schools. These monies are received and disbursed on behalf of the parochial and private schools by the Treasurer of the District, as directed by the parochial and private schools. The receipt and expenditure of these state monies by the District are reflected in a nonmajor governmental fund for financial reporting purposes.

**WASHINGTON LOCAL SCHOOL DISTRICT
LUCAS COUNTY, OHIO**

**NOTES TO THE BASIC FINANCIAL STATEMENTS
FOR THE FISCAL YEAR ENDED JUNE 30, 2024**

NOTE 2 - SUMMARY OF SIGNIFICANT ACCOUNTING POLICIES - (Continued)

M. Fund Balance

Fund balance is divided into five classifications based primarily on the extent to which the District is bound to observe constraints imposed upon the use of the resources in the governmental funds. The classifications are as follows:

Nonspendable - The nonspendable fund balance classification includes amounts that cannot be spent because they are not in spendable form or legally required to be maintained intact. The “not in spendable form” criterion includes items that are not expected to be converted to cash.

Restricted - Fund balance is reported as restricted when constraints are placed on the use of resources that are either externally imposed by creditors (such as through debt covenants), grantors, contributors, or laws or regulations of other governments, or imposed by law through constitutional provisions or enabling legislation.

Committed - The committed fund balance classification includes amounts that can be used only for the specific purposes imposed by a formal action (resolution) of the District Board of Education (the highest level of decision making authority). Those committed amounts cannot be used for any other purpose unless the District Board of Education removes or changes the specified use by taking the same type of action (resolution) it employed to previously commit those amounts. Committed fund balance also incorporates contractual obligations to the extent that existing resources in the fund have been specifically committed for use in satisfying those contractual requirements.

Assigned - Amounts in the assigned fund balance classification are intended to be used by the District for specific purposes but do not meet the criteria to be classified as restricted nor committed. In governmental funds other than the general fund, assigned fund balance represents the remaining amount that is not restricted or committed. In the general fund, assigned amounts represent intended uses established by policies of the District Board of Education, which includes giving the Treasurer the authority to constrain monies for intended purposes.

Unassigned - Unassigned fund balance is the residual classification for the general fund and includes all spendable amounts not contained in the other classifications. In other governmental funds, the unassigned classification is only used to report a deficit fund balance resulting from overspending for specific purposes for which amounts had been restricted, committed, or assigned.

The District applies restricted resources first when expenditures are incurred for purposes for which restricted and unrestricted (committed, assigned, and unassigned) fund balance is available. Similarly, within unrestricted fund balance, committed amounts are reduced first followed by assigned, and then unassigned amounts when expenditures are incurred for purposes for which amounts in any of the unrestricted fund balance classifications could be used.

N. Net Position

Net position represents the difference between assets and deferred outflows and liabilities and deferred inflows. The net position component “net investment in capital assets,” consists of capital assets, net of accumulated depreciation, reduced by the outstanding balances of any borrowing used for the acquisition, construction or improvement of those assets. Deferred outflows of resources and deferred inflows of resources that are attributable to the acquisition, construction or improvement of those assets or related debt also should be included in this component of net position. Net position is reported as restricted when there are limitations imposed on its use either through the enabling legislation adopted by the District or through external restrictions imposed by creditors, grantors or laws or regulations of other governments.

**WASHINGTON LOCAL SCHOOL DISTRICT
LUCAS COUNTY, OHIO**

**NOTES TO THE BASIC FINANCIAL STATEMENTS
FOR THE FISCAL YEAR ENDED JUNE 30, 2024**

NOTE 2 - SUMMARY OF SIGNIFICANT ACCOUNTING POLICIES - (Continued)

The District applies restricted resources first when an expense is incurred for purposes for which both restricted and unrestricted net position is available.

O. Prepayments

Certain payments to vendors reflect the costs applicable to future accounting periods and are recorded as prepaid items in both government-wide and fund financial statements. These items are reported as assets on the balance sheet and statement of net position using the consumption method. A current asset for the prepaid amounts is recorded at the time of the purchase and the expenditure/expense is reported in the year in which services are consumed. At fiscal year-end, because prepayments are not available to finance future governmental fund expenditures, they are reported as nonspendable fund balance on the fund financial statements.

P. Estimates

The preparation of the basic financial statements in conformity with GAAP requires management to make estimates and assumptions that affect the amounts reported in the basic financial statements and accompanying notes. Actual results may differ from those estimates.

Q. Interfund Activity

Exchange transactions between funds are reported as revenues in the seller funds and as expenditures/expenses in the purchaser funds. Flows of cash or goods from one fund to another without a requirement for repayment are reported as interfund transfers. Interfund transfers are reported as other financing sources/uses in governmental funds and after nonoperating revenues/expenses in proprietary fund. Repayments from funds responsible for particular expenditures/expenses to the funds that initially paid for them are not presented on the financial statements. Transfers between governmental funds are eliminated for reporting on the government-wide statement of activities.

R. Stabilization Arrangement

The Board of Education has \$4,300,000 of unassigned fund balance in the general fund set aside to be used for budget stabilization. The Board has set aside these funds to cover emergency situations or when revenue shortages or budgetary imbalances arise. The budget stabilization arrangement may be removed by action of the Board of Education at any time.

S. Unamortized Premium on Debt Issue

On the government-wide financial statements, premiums on long-term debt issues are deferred and amortized over the term of the debt using the straight-line method, which approximates the effective interest method. Premiums are presented as an addition to the face amount of the debt. On the governmental fund financial statements, premiums are recognized in the current period. A reconciliation between the face value of the debt and the amount reported on the statement of net position is presented in Note 9.

T. Extraordinary and Special Items

Extraordinary items are transactions or events that are both unusual in nature and infrequent in occurrence. Special items are transactions or events that are within the control of the Board of Education and that are either unusual in nature or infrequent in occurrence. Neither type of transaction occurred during fiscal year 2024.

**WASHINGTON LOCAL SCHOOL DISTRICT
LUCAS COUNTY, OHIO**

**NOTES TO THE BASIC FINANCIAL STATEMENTS
FOR THE FISCAL YEAR ENDED JUNE 30, 2024**

NOTE 2 - SUMMARY OF SIGNIFICANT ACCOUNTING POLICIES - (Continued)

U. Pensions/Other Postemployment Benefits (OPEB)

For purposes of measuring the net pension/OPEB liability, net OPEB asset, deferred outflows of resources and deferred inflows of resources related to pensions/OPEB, and pension/OPEB expense, information about the fiduciary net position of the pension/OPEB plans and additions to/deductions from their fiduciary net position have been determined on the same basis as they are reported by the pension/OPEB plan. For this purpose, benefit payments (including refunds of employee contributions) are recognized when due and payable in accordance with the benefit terms. The pension/OPEB plans report investments at fair value.

V. Fair Value

The District categorizes its fair value measurements within the fair value hierarchy established by generally accepted accounting principles. The hierarchy is based on the valuation inputs used to measure the fair value of the asset. Level 1 inputs are quoted prices in active markets for identical assets; Level 2 inputs are significant other observable inputs; Level 3 inputs are significant unobservable inputs.

NOTE 3 - ACCOUNTABILITY AND COMPLIANCE

A. Change in Accounting Principles

For fiscal year 2024, the District has implemented certain paragraphs from GASB Implementation Guide No. 2021-1, certain paragraphs of GASB Statement No. 99, "*Omnibus 2022*", GASB Statement No. 100, "*Accounting Changes and Error Corrections - an amendment of GASB Statement No. 62*" and Implementation Guide No. 2023-1.

GASB Implementation Guide 2021-1 provides clarification on issues related to previously established GASB guidance. The implementation of GASB Implementation Guide 2021-1 did not have an effect on balances previously report by the District.

GASB Statement No. 99 is to enhance comparability in accounting and financial reporting and to improve the consistency of authoritative literature by addressing (1) practice issues that have been identified during implementation and application of certain GASB Statements and (2) accounting and financial reporting for financial guarantees. The implementation of GASB Statement No. 99 did not have an effect on the financial statements of the District.

GASB Statement No. 100 is to enhance accounting and financial reporting requirements for accounting changes and error corrections to provide more understandable, reliable, relevant, consistent, and comparable information for making decisions or assessing accountability. The implementation of GASB Statement No. 100 did not have an effect on the financial statements of the District.

GASB Implementation Guide 2023-1 provides clarification on issues related to previously established GASB guidance. The implementation of GASB Implementation Guide 2023-1 did not have an effect on the financial statements of the District.

**WASHINGTON LOCAL SCHOOL DISTRICT
LUCAS COUNTY, OHIO**

**NOTES TO THE BASIC FINANCIAL STATEMENTS
FOR THE FISCAL YEAR ENDED JUNE 30, 2024**

NOTE 3 - ACCOUNTABILITY AND COMPLIANCE - (Continued)

B. Deficit Fund Balances

Fund balances at June 30, 2024 included the following individual fund deficits:

<u>Nonmajor funds</u>	<u>Deficit</u>
IDEA Part B	\$ 109,643
School Improvement Stimulus A	1,385
Title III	1,501
Title I	96,172

The general fund is liable for any deficit in these funds and provides transfers when cash is required, not when accruals occur. The deficit fund balances resulted from adjustments for accrued liabilities.

NOTE 4 - DEPOSITS AND INVESTMENTS

The District maintains a cash and investment pool used by all funds. Each fund's portion of this pool is displayed on the financial statements as "equity in pooled cash and cash equivalents". State statutes require the classification of monies held by the District into three categories.

Active deposits are public deposits necessary to meet current demands on the treasury. Such monies must be maintained either as cash in the District treasury, in commercial accounts payable or withdrawable on demand, including negotiable order of withdrawal (NOW) accounts, or in money market deposit accounts.

Inactive deposits are public deposits the Board of Education has identified as not required for use within the current five-year period of designation of depositories. Inactive deposits must either be evidenced by certificates of deposit maturing not later than the end of the current period of designation of depositories, or by savings or deposit accounts including, but not limited to, passbook accounts.

Interim deposits are deposits of interim monies. Interim monies are those monies which are not needed for immediate use but which will be needed before the end of the current period of designation of depositories.

Interim deposits must be evidenced by time certificates of deposit maturing not more than five years from the date of deposit or by savings accounts, including passbook accounts.

Interim monies held by the District can be deposited or invested in the following securities:

1. United States Treasury bills, bonds, notes, or any other obligation or security issued by the United States Treasury, or any other obligation guaranteed as to principal and interest by the United States;
2. Bonds, notes, debentures, or any other obligation or security issued by any federal government agency or instrumentality, including, but not limited to, the Federal National Mortgage Association, Federal Home Loan Bank, Federal Farm Credit Bank, Federal Home Loan Mortgage Corporation, and Government National Mortgage Association. All federal agency securities shall be direct issuances of federal government agencies or instrumentalities;
3. Written repurchase agreements in the securities listed above provided that the fair value of the securities subject to the repurchase agreement must exceed the principal value of the agreement by at least two percent and be marked to market daily, and that the term of the agreement must not exceed thirty days;

**WASHINGTON LOCAL SCHOOL DISTRICT
LUCAS COUNTY, OHIO**

**NOTES TO THE BASIC FINANCIAL STATEMENTS
FOR THE FISCAL YEAR ENDED JUNE 30, 2024**

NOTE 4 - DEPOSITS AND INVESTMENTS - (Continued)

4. Bonds and other obligations of the State of Ohio, and with certain limitations including a requirement for maturity within ten years from the date of settlement, bonds and other obligations of political subdivisions of the State of Ohio, if training requirements have been met;
5. Time certificates of deposit or savings or deposit accounts including, but not limited to, passbook accounts;
6. No-load money market mutual funds consisting exclusively of obligations described in division (1) or (2) and repurchase agreements secured by such obligations, provided that investments in securities described in this division are made only through eligible institutions;
7. The State Treasurer's investment pool, the State Treasury Asset Reserve of Ohio (STAR Ohio); and,
8. Certain banker's acceptance for a period not to exceed one hundred eighty days) and commercial paper notes (for a period not to exceed two hundred seventy days) in an amount not to exceed 40 percent of the interim monies available for investment at any one time if training requirements have been met.

Protection of the District's deposits is provided by the Federal Deposit Insurance Corporation (FDIC), by eligible securities pledged by the financial institution as security for repayment, or by the financial institutions participation in the Ohio Pooled Collateral System (OCPS), a collateral pool of eligible securities deposited with a qualified trustee and pledge to the Treasurer of State to secure the repayment of all public monies deposited in the financial institution.

Investments in stripped principal or interest obligations, reverse repurchase agreements and derivatives are prohibited. The issuance of taxable notes for the purpose of arbitrage, the use of leverage and short selling are also prohibited. Except as noted above, an investment must mature within five years from the date of purchase unless matched to a specific obligation or debt of the District, and must be purchased with the expectation that it will be held to maturity. Investments may only be made through specified dealers and institutions. Payment for investments may be made only upon delivery of the securities representing the investments to the Treasurer or, if the securities are not represented by a certificate, upon receipt of confirmation of transfer from the custodian.

A. Cash in Segregated Accounts

The District reports "cash in segregated accounts" for the Athletic Department checking account which is maintained separately from the District's internal investment pool. The balance of the cash in segregated accounts was \$12,295 at June 30, 2024 and is included in "Deposits with Financial Institutions" below.

B. Deposits with Financial Institutions

At June 30, 2024, the carrying amount of all District deposits was \$2,506,591 and the bank balance of all District deposits was \$3,377,649. Of the bank balance, \$262,295 was covered by the FDIC and \$3,115,354 was potentially exposed to custodial credit risk as discussed below because those deposits were uninsured and could be uncollateralized. Although all statutory requirements for the deposit of money had been followed, noncompliance with Federal requirements could potentially subject the District to a successful claim by the FDIC.

**WASHINGTON LOCAL SCHOOL DISTRICT
LUCAS COUNTY, OHIO**

**NOTES TO THE BASIC FINANCIAL STATEMENTS
FOR THE FISCAL YEAR ENDED JUNE 30, 2024**

NOTE 4 - DEPOSITS AND INVESTMENTS - (Continued)

Custodial credit risk is the risk that, in the event of bank failure, the District's deposits may not be returned. The District has no deposit policy for custodial risk beyond the requirements of State statute. Ohio law requires that deposits either be insured or protected by: (1) eligible securities pledged to the District and deposited with a qualified trustee by the financial institution as security for repayment whose fair value at all times shall be at least 105 percent of the deposits being secured; or (2) participation in the Ohio Pooled Collateral System (OPCS), a collateral pool of eligible securities deposited with a qualified trustee and pledged to the Treasurer of State to secure the repayment of all public monies deposited in the financial institution. OPCS requires the total fair value of the securities pledged to be 102 percent of the deposits being secured or a rate set by the Treasurer of State. For fiscal year 2024, the District's financial institutions were approved for a collateral rate of 102 percent through the OPCS. Although all statutory requirements for the deposit of money had been followed, noncompliance with Federal requirements could potentially subject the District to a successful claim by the FDIC.

C. Investments

As of June 30, 2024, the District had the following investments and maturities:

Measurement/ Investment type	Measurement Value	Investment Maturities			Percent of Total
		12 months or less	13 to 24 months	Greater Than 24 Months	
Fair value:					
FFCB Notes	\$ 1,276,280	\$ 757,317	\$ -	\$ 518,963	1.61
FHLB Notes	1,997,302	129,794	782,037	1,085,471	2.52
FHLMC Notes	872,114	-	-	872,114	1.10
U.S. Treasury notes	1,485,859	-	-	1,485,859	1.87
Commercial paper	3,031,514	3,031,514	-	-	3.82
Negotiable CDs	12,062,486	6,023,663	3,931,467	2,107,356	15.20
Amortized cost:					
STAR Ohio	58,653,240	58,653,240	-	-	73.87
U.S. Government money market	5,213	5,213	-	-	0.01
Total	\$ 79,384,008	\$ 68,600,741	\$ 4,713,504	\$ 6,069,763	100.00

The weighted average maturity of investments is approximately 0.54 years, or 198 days.

The District's investments measured at fair value are valued using quoted market prices in markets that are not considered to be active, dealer quotations or alternative pricing sources for similar assets or liabilities for which all significant inputs are observable, either directly or indirectly (Level 2 inputs).

Interest Rate Risk: As a means of limiting its exposure to fair value losses arising from rising interest rates and according to state law, the District's investment policy limits investment portfolio maturities to five years or less.

Credit Risk: The FFCB notes and U.S. Treasury notes were rated Aaa by Moody's, and the commercial paper investments were rated P-1 by Moody's. The negotiable CDs were fully insured by the FDIC. Standard & Poor's has assigned STAR Ohio an AAAM money market rating. Ohio law requires that STAR Ohio maintain the highest rating provided by at least one nationally recognized standard rating service. The District has no investment policy dealing with investment credit risk beyond the requirements in State statutes.

Custodial Credit Risk: For an investment, custodial credit risk is the risk that, in the event of the failure of the counterparty, the District will not be able to recover the value of its investments or collateral securities that are in the possession of an outside party. The District has no investment policy dealing with investment custodial credit risk beyond the requirement in State statute that prohibits payment for investments prior to the delivery of the securities representing such investments to the treasurer or qualified trustee.

**WASHINGTON LOCAL SCHOOL DISTRICT
LUCAS COUNTY, OHIO**

**NOTES TO THE BASIC FINANCIAL STATEMENTS
FOR THE FISCAL YEAR ENDED JUNE 30, 2024**

NOTE 4 - DEPOSITS AND INVESTMENTS - (Continued)

Concentration of Credit Risk: The District's investment policy places no limit on the amount that may be invested in any one issuer.

D. Reconciliation of Cash and Investments to the Statement of Net Position

The following is a reconciliation of cash and investments as reported in the note to cash and cash equivalents as reported on the statement of net position as of June 30, 2024:

<u>Cash and investments per note</u>	
Carrying amount of deposits	\$ 2,506,591
Investments	<u>79,384,008</u>
Total	<u>\$ 81,890,599</u>
 <u>Cash and cash equivalents per statement of net position</u>	
Governmental activities	<u>\$ 81,890,599</u>

NOTE 5 - INTERFUND TRANSACTIONS

- A. Interfund balances consisted of the following at June 30, 2024, as reported on the fund statements in due to/from other funds:

<u>Receivable Fund</u>	<u>Payable Fund</u>	<u>Amount</u>
General fund	Nonmajor governmental funds	\$ 176,618

The primary purpose of the interfund balances is to cover temporary negative cash balances due to the advance spending of approved grant monies. These interfund balances will be repaid once the anticipated revenues are received. Interfund balances between governmental funds are eliminated on the government-wide financial statements.

- B. Interfund transfers for the fiscal year ended June 30, 2024, consisted of the following, as reported on the fund statements:

<u>Transfers from general fund to:</u>	<u>Amount</u>
Nonmajor governmental funds	\$ 2,042,721

Transfers are used to move revenues from the fund that statute or budget required to collect them to the fund that statute or budget requires to expend them and to use unrestricted revenues collected in the general fund to finance various programs accounted for in other funds in accordance with budgetary authorizations. Interfund transfers between governmental funds are eliminated on the government-wide financial statements.

NOTE 6 - PROPERTY TAXES

Property taxes are levied and assessed on a calendar year basis while the District fiscal year runs from July through June. First half tax collections are received by the District in the second half of the fiscal year. Second half tax distributions occur in the first half of the following fiscal year.

**WASHINGTON LOCAL SCHOOL DISTRICT
LUCAS COUNTY, OHIO**

**NOTES TO THE BASIC FINANCIAL STATEMENTS
FOR THE FISCAL YEAR ENDED JUNE 30, 2024**

NOTE 6 - PROPERTY TAXES - (Continued)

Property taxes include amounts levied against all real property and public utility property. Real property tax revenues received in calendar year 2024 represent the collection of calendar year 2023 taxes. Real property taxes received in calendar year 2024 were levied after April 1, 2023, on the assessed values as of January 1, 2023, the lien date. Assessed values for real property taxes are established by State statute at 35 percent of appraised market value. Real property taxes are payable annually or semiannually. If paid annually, payment is due December 31; if paid semiannually, the first payment is due December 31, with the remainder payable by June 20. Under certain circumstances, State statute permits alternate payment dates to be established. Public utility property tax revenues received in calendar year 2024 represent the collection of calendar year 2023 taxes. Public utility real and personal property taxes received in calendar year 2024 became a lien on December 31, 2022, were levied after April 1, 2023, and are collected with real property taxes. Public utility real property is assessed at 35 percent of true value; public utility tangible personal property is currently assessed at varying percentages of true value.

The District receives property taxes from Lucas County. The County Auditor periodically advances to the District its portion of the taxes collected. Second-half real property tax payments collected by the County by June 30, 2024, are available to finance fiscal year 2024 operations. The amount available as an advance at June 30, 2024 and 2023 were:

	<u>June 30, 2024</u>	<u>June 30, 2023</u>
Major governmental funds:		
General fund	\$ 2,185,142	\$ 2,073,573
Nonmajor governmental funds:		
Bond retirement fund	120,099	117,034
Permanent improvement fund	115,208	109,956

The amount of second-half real property taxes available for advance at fiscal year-end can vary based on the date the tax bills are sent.

Accrued property taxes receivable includes real property, public utility property and delinquent tangible personal property taxes which are measurable as of June 30, 2024 and for which there is an enforceable legal claim. Although total property tax collections for the next fiscal year are measurable, only the amount of real property taxes available as an advance at June 30 was levied to finance current fiscal year operations and is reported as revenue at fiscal year end. The portion of the receivable not levied to finance current fiscal year operations is offset by a credit to deferred inflows.

On the accrual basis of accounting, collectible delinquent property taxes have been recorded as a receivable and revenue, while on a modified accrual basis of accounting the revenue has been reported as a deferred inflow of resources.

The assessed values upon which the fiscal year 2024 taxes were collected are:

	2023 Second Half Collections		2024 First Half Collections	
	<u>Amount</u>	<u>Percent</u>	<u>Amount</u>	<u>Percent</u>
Agricultural/residential and other real estate	\$ 909,861,660	96.13	\$ 920,566,890	96.10
Public utility personal	36,653,520	3.87	37,367,090	3.90
Total	<u>\$ 946,515,180</u>	<u>100.00</u>	<u>\$ 957,933,980</u>	<u>100.00</u>

Tax rate per \$1,000 of
assessed valuation for:

Operations	\$84.20	\$84.20
Debt service	2.65	2.65
Permanent improvement	3.20	3.20

**WASHINGTON LOCAL SCHOOL DISTRICT
LUCAS COUNTY, OHIO**

**NOTES TO THE BASIC FINANCIAL STATEMENTS
FOR THE FISCAL YEAR ENDED JUNE 30, 2024**

NOTE 7 - RECEIVABLES

Receivables at June 30, 2024 consisted of property taxes, payments in lieu of taxes, accounts (billings for user charged services and student fees), accrued interest and intergovernmental grants and entitlements. All receivables are considered collectible in full due to the ability to foreclose for the nonpayment of taxes, the stable condition of state programs and the current year guarantee of federal funds. Receivables have been disaggregated on the face of the basic financial statements.

NOTE 8 - CAPITAL ASSETS

Capital asset activity for governmental activities for the fiscal year ended June 30, 2024 was as follows:

	Balance 06/30/23	Additions	Deductions	Balance 06/30/24
Governmental activities:				
<i>Capital assets, not being depreciated/amortized:</i>				
Land	\$ 1,911,926	\$ 225,142	\$ -	\$ 2,137,068
Construction in progress	46,931,837	6,826,042	(48,902,118)	4,855,761
Total capital assets, not being depreciated/amortized	<u>48,843,763</u>	<u>7,051,184</u>	<u>(48,902,118)</u>	<u>6,992,829</u>
<i>Capital assets, being depreciated/amortized:</i>				
Land improvements	8,635,491	-	-	8,635,491
Buildings and improvements	55,323,559	48,894,096	(1,163,953)	103,053,702
Furniture and equipment	12,111,630	491,366	(733,394)	11,869,602
Vehicles	5,559,323	780,893	(371,422)	5,968,794
Intangible right to use - leased equipment	547,115	-	-	547,115
Intangible right to use - SBITA software	1,234,549	184,289	(17,728)	1,401,110
Total capital assets, being depreciated/amortized	<u>83,411,667</u>	<u>50,350,644</u>	<u>(2,286,497)</u>	<u>131,475,814</u>
<i>Less: accumulated depreciation/amortization:</i>				
Land improvements	(5,591,013)	(351,645)	-	(5,942,658)
Buildings and improvements	(35,444,943)	(1,366,118)	1,040,965	(35,770,096)
Furniture and equipment	(7,902,236)	(377,958)	499,775	(7,780,419)
Vehicles	(3,203,802)	(466,873)	334,278	(3,336,397)
Intangible right to use - leased equipment	(273,558)	(109,423)	-	(382,981)
Intangible right to use - SBITA software	(228,508)	(391,907)	17,728	(602,687)
Total accumulated depreciation/amortization	<u>(52,644,060)</u>	<u>(3,063,924)</u>	<u>1,892,746</u>	<u>(53,815,238)</u>
Governmental activities capital assets, net	<u>\$ 79,611,370</u>	<u>\$ 54,337,904</u>	<u>\$ (49,295,869)</u>	<u>\$ 84,653,405</u>

**WASHINGTON LOCAL SCHOOL DISTRICT
LUCAS COUNTY, OHIO**

**NOTES TO THE BASIC FINANCIAL STATEMENTS
FOR THE FISCAL YEAR ENDED JUNE 30, 2024**

NOTE 8 - CAPITAL ASSETS - (Continued)

Depreciation/amortization expense was charged to governmental functions as follows:

Instruction:

Regular	\$ 956,396
Special	390,254
Vocational	84,188
Other	28,611

Support services:

Pupil	173,749
Instructional staff	47,828
Board of Education	5,164
Administration	135,253
Fiscal	44,144
Business	13,547
Operations and maintenance	228,470
Pupil transportation	530,817
Central	343,964

Operation of non-instructional services:

Food service operations	10,002
Other non-instructional services	30,486
Extracurricular activities	41,051
Total depreciation/amortization expense	<u>\$ 3,063,924</u>

NOTE 9 - LONG-TERM OBLIGATIONS

A. During fiscal year 2024, the following activity occurred in governmental activities long-term obligations:

	Balance <u>06/30/23</u>	<u>Additions</u>	<u>Reductions</u>	Balance <u>06/30/24</u>	Amount Due Within <u>One Year</u>
<u>General obligation bonds</u>					
Series 2020A	\$ 38,030,000	\$ -	\$ (815,000)	\$ 37,215,000	\$ 855,000
Series 2020B	9,685,000	-	(5,000)	9,680,000	5,000
<u>Certificates of participation</u>					
Series 2020 Refunding	7,870,000	-	(300,000)	7,570,000	315,000
<u>Other long-term obligations</u>					
Leases payable	247,849	-	(112,262)	135,587	115,907
SBITA payable	302,959	27,613	(177,128)	153,444	144,243
Compensated absences	5,441,520	676,045	(489,052)	5,628,513	507,000
Net pension liability	92,736,852	-	(2,541,667)	90,195,185	-
Net OPEB liability	4,668,587	690,102	-	5,358,689	-
Total	<u>\$ 158,982,767</u>	<u>\$ 1,393,760</u>	<u>\$ (4,440,109)</u>	155,936,418	<u>\$ 1,942,150</u>
Add: unamortized premiums on debt issuances				1,222,374	
Total reported on the statement of net position				<u>\$ 157,158,792</u>	

**WASHINGTON LOCAL SCHOOL DISTRICT
LUCAS COUNTY, OHIO**

**NOTES TO THE BASIC FINANCIAL STATEMENTS
FOR THE FISCAL YEAR ENDED JUNE 30, 2024**

NOTE 9 - LONG-TERM OBLIGATIONS - (Continued)

Compensated absences will be paid from the general fund and the food service fund (a nonmajor governmental fund). See Note 12 for detail on the net pension liability. See Note 13 for detail on the net OPEB liability.

The series 2020A and series 2020B general obligation bonds were issued March 26, 2020 for the purpose of constructing, improving, equipping and furnishing school facilities and improvements. The series 2020A issue bonds were issued at a par value of \$40,300,000 and bear interest rates ranging from 3.0% to 5.0%. The final stated maturity is December 1, 2056. The series 2020B issue bonds were issued at a par value of \$9,700,000 and bear interest rates ranging from 2.0% to 5.0%. The final stated maturity is December 1, 2049. Payments of principal and interest for both issues are paid from the bond retirement fund (a nonmajor governmental fund).

On May 19, 2020 the District issued the series 2020 refunding Certificates of Participation (COPs) in order to currently refund the outstanding series 2012 COPs. The series 2020 COPs were issued at a par value of \$8,400,000 and bear interest rates ranging from 2.0% to 5.0%. The final stated maturity is September 1, 2042. Payments of principal and interest are paid from the permanent improvement fund (a nonmajor governmental fund).

The District has entered into a lease agreement for the right to use copier equipment. The District entered into the lease with Perry ProTech for a term of 60 months on September 1, 2020. Payments are due monthly with the final payment due on August 1, 2025. Lease payments have been reclassified and are reflected as debt service expenditures for the general fund in the basic financial statements. These expenditures are reflected as program/function expenditures on a budgetary basis.

The District has entered into agreements for the right to use software. Due to the implementation of GASB Statement No. 96, the District will report an intangible capital asset and corresponding SBITA liability for the future scheduled payments under the subscriptions. The payments have been reclassified and are reflected as debt service expenditures for the general fund in the basic financial statements. These expenditures are reflected as program/function expenditures on a budgetary basis.

Principal and interest requirements to retire the District's outstanding general obligation bonds, COPs, leases, and SBITAs at June 30, 2024, are as follows:

Fiscal Year Ending June 30,	General Obligation Bonds, Series 2020A			General Obligation Bonds, Series 2020B		
	Principal	Interest	Total	Principal	Interest	Total
2025	\$ 855,000	\$ 1,285,406	\$ 2,140,406	\$ 5,000	\$ 254,375	\$ 259,375
2026	900,000	1,241,531	2,141,531	5,000	254,125	259,125
2027	965,000	1,194,906	2,159,906	5,000	253,875	258,875
2028	990,000	1,150,981	2,140,981	5,000	253,625	258,625
2029	950,000	1,112,181	2,062,181	5,000	253,375	258,375
2030 - 2034	4,145,000	5,049,205	9,194,205	1,770,000	1,107,600	2,877,600
2035 - 2039	4,445,000	4,199,405	8,644,405	2,150,000	882,341	3,032,341
2040 - 2044	4,920,000	3,382,355	8,302,355	2,460,000	607,065	3,067,065
2045 - 2049	5,040,000	2,641,555	7,681,555	2,710,000	265,006	2,975,006
2050 - 2054	8,255,000	1,642,941	9,897,941	565,000	7,769	572,769
2055 - 2057	5,750,000	283,075	6,033,075	-	-	-
Total	<u>\$ 37,215,000</u>	<u>\$ 23,183,541</u>	<u>\$ 60,398,541</u>	<u>\$ 9,680,000</u>	<u>\$ 4,139,156</u>	<u>\$ 13,819,156</u>

**WASHINGTON LOCAL SCHOOL DISTRICT
LUCAS COUNTY, OHIO**

**NOTES TO THE BASIC FINANCIAL STATEMENTS
FOR THE FISCAL YEAR ENDED JUNE 30, 2024**

NOTE 9 - LONG-TERM OBLIGATIONS - (Continued)

Fiscal Year Ending June 30,	Leases Payable			SBITA Payable		
	Principal	Interest	Total	Principal	Interest	Total
2025	\$ 115,907	\$ 2,649	\$ 118,556	\$ 144,243	\$ 4,983	\$ 149,226
2026	19,680	79	19,759	9,201	299	9,500
Total	<u>\$ 135,587</u>	<u>\$ 2,728</u>	<u>\$ 138,315</u>	<u>\$ 153,444</u>	<u>\$ 5,282</u>	<u>\$ 158,726</u>

Fiscal Year Ending June 30,	Certificates of Participation		
	Principal	Interest	Total
2025	\$ 315,000	\$ 194,843	\$ 509,843
2026	330,000	178,719	508,719
2027	345,000	166,588	511,588
2028	350,000	158,769	508,769
2029	355,000	150,838	505,838
2030 - 2034	1,900,000	629,145	2,529,145
2035 - 2039	2,105,000	393,159	2,498,159
2040 - 2043	1,870,000	104,501	1,974,501
Total	<u>\$ 7,570,000</u>	<u>\$ 1,976,562</u>	<u>\$ 9,546,562</u>

B. Legal Debt Margin

The Ohio Revised Code provides that voted net general obligation debt of the District shall never exceed 9% of the total assessed valuation of the District. The code further provides that unvoted indebtedness shall not exceed 1/10 of 1% of the property valuation of the District. The code additionally states that unvoted indebtedness related to energy conservation debt shall not exceed 9/10 of 1% of the property valuation of the District. The assessed valuation used in determining the District's legal debt margin has been modified by House Bill 530 which became effective March 30, 2006. In accordance with House Bill 530, the assessed valuation used in the District's legal debt margin calculation excluded tangible personal property used in business, telephone or telegraph property, interexchange telecommunications company property, and personal property owned or leased by a railroad company and used in railroad operations. The effects of these debt limitations at June 30, 2024, are a voted debt margin of \$40,877,169 (including available funds of \$1,558,111) and an unvoted debt margin of \$957,934.

NOTE 10 - COMPENSATED ABSENCES

Compensated absences consist of sick leave, service retirement and severance payments. The extent to which these amounts are accrued for reporting purposes is disclosed in Note 2.I. To be eligible for retirement or severance payments, an employee must have five years of service at the District.

The following is a description of the District's compensated absences:

A. Sick Leave

Each full time professional staff member is entitled to 15 days sick leave with pay for each year under the contract and accrues sick leave at the rate of one and one-fourth days for each calendar month under contract. Sick leave is cumulative without a maximum number of days for all employees.

**WASHINGTON LOCAL SCHOOL DISTRICT
LUCAS COUNTY, OHIO**

**NOTES TO THE BASIC FINANCIAL STATEMENTS
FOR THE FISCAL YEAR ENDED JUNE 30, 2024**

NOTE 10 - COMPENSATED ABSENCES - (Continued)

B. Service Retirement

Certified employees are eligible for service retirement pay after the Board of Education accepts the employee's resignation. Employees who notified the District of the retirement by fiscal year-end will receive service retirement pay equal to the certified employee's accrued but unused sick leave days at the time of retirement based on \$90 per day for the first 300 days, \$95 per day for days 301-350 and \$100 per day for days 351 and over.

Classified employees are eligible for service retirement pay after the Board of Education accepts the employee's resignation. Service retirement is 50% of sick leave days accumulated times a percentage (10% for each year of service up to 100%) multiplied by 10% for each year of service.

Administration employees are eligible for service retirement pay after the Board of Education accepts the employee's resignation. Service retirement is 30% of the first 120 sick leave days accumulated, 50% of sick leave days accumulated from 121-200 days, 65% of the sick leave days accumulated from 201-340 and 80% of sick leave days accumulated above 340 times a percentage (10% for each year of service up to 100%) times their daily rate of pay.

C. Severance Pay

Classified employees are eligible for severance pay after the Board of Education accepts the employee's resignation. Severance pay is based on the employee's accrued but unused sick leave days at the time of resignation equal to 25% of the accumulated sick leave (up to the first 120 days of sick leave) times a percentage (10% for each year of service up to 100%) times their daily rate of pay.

Certified employees are eligible for severance pay after the Board of Education accepts the employee's resignation. Severance pay is based on the employee's accrued but unused sick leave days at the time of resignation based on one-half of the retirement formula.

Administration employees are eligible for severance pay after the Board of Education accepts the employee's resignation. Severance pay is based on the employee's accrued, but unused sick leave days at the time of resignation equal to 25% of the accumulated sick leave (up to the first 120 days of sick leave) times a percentage (10% for each year of service up to 100%) times their daily rate of pay.

NOTE 11 - RISK MANAGEMENT

A. Comprehensive

The District is exposed to various risks of loss related to torts; theft of, damage to, and destruction of assets; errors and omissions; injuries to employees and natural disasters. The District obtains insurance coverage through the Ohio Schools Plan (see Note 2.A). Through the Ohio Schools Plan, the District is insured for general liability with a \$10,000,000 single occurrence limit and a \$12,000,000 aggregate. Property is protected by a blanket building and contents policy for \$387,815,639. Real property and contents are 100 percent insured.

Vehicle policies include liability coverage for bodily injury and property damage or up to \$10,000,000 for each occurrence with a deductible of \$1,000 for comprehensive and collision for buses, and a \$250 deductible for comprehensive and \$500 for collision for all other vehicles.

Settled claims have not exceeded coverage in the past three years and there was no significant reduction of coverage from the prior fiscal year.

**WASHINGTON LOCAL SCHOOL DISTRICT
LUCAS COUNTY, OHIO**

**NOTES TO THE BASIC FINANCIAL STATEMENTS
FOR THE FISCAL YEAR ENDED JUNE 30, 2024**

NOTE 11 - RISK MANAGEMENT - (Continued)

B. Health and Dental Insurance

The District provides employee medical, prescription drug and dental coverage through a self-insured program. The District has established a self-insurance fund (an internal service fund) to account for and finance these health, prescription drug and dental benefits.

All funds of the District participate in the program and make payments to the self-insurance fund based on actuarial estimates of the amounts needed to pay prior and current year claims. Claims payable is based on the requirements of GASB Statement No. 30, "Accounting and Financial Reporting for Risk Financing and Related Insurance Issues", which requires that a liability for unpaid claims costs, including estimates of costs relating to incurred but not reported claims, be reported if information prior to issuance of the financial statements indicate that it is probable that a liability has been incurred at the date of the financial statements and the amount can be reasonably estimated. The estimate was not affected by incremental claim adjustment expenses and does not include other allocated or unallocated claim adjustment expenses. Claims payable at June 30, 2024, including incurred but not reported claims, is actuarially estimated to be \$1,341,441. Claims activity for the past two fiscal years follows:

<u>Fiscal Year</u>	<u>Beginning Balance</u>	<u>Claims and Changes in Estimates</u>	<u>Claims Payments</u>	<u>Ending Balance</u>
2024	\$ 1,491,603	\$ 13,608,712	\$ (13,758,874)	\$ 1,341,441
2023	1,228,194	12,134,014	(11,870,605)	1,491,603

C. Workers' Compensation

Effective January 1, 2016, the District participates in the Ohio SchoolComp Group Rating Program (GRP), an insurance purchasing pool (See Note 2.A). The GRP is co-sponsored by the Ohio School Boards Association and the Ohio Association of School Business Officials. The intent of the GRP is to achieve the benefit of a reduced premium for the District by virtue of its grouping and representation with other participants in the GRP. The workers' compensation experience of the participating school districts is calculated and each participant pays its workers' compensation premium to the state based its individual rate. Participants receive a BWC rebate or assessment based on the performance of the group 12 months after the Policy Year, 24 months after the Policy Year and 36 months after the Policy Year. BWC evaluates performance by comparing costs and reserves for all participant claims incurred during the Policy Year to total premium paid to BWC.

Prior to January 1, 2016, the District participated in the Ohio Bureau of Workers' Compensation (Bureau) Individual Retrospective Rating program. In the program, the District assumed a portion of the risk in return for a reduction in premium.

The District's Retrospective Rating program is accounted for in the general fund which pays for all claims, claim reserves and administrative costs of the program. The general fund generates revenues by charging each fund a percentage rate determined by the Bureau for the payroll during the reporting period.

The District is liable for a portion of claims incurred while under the Retrospective Rating program. The claims liability is recorded based on an actuarial determination of future claims, review of five years of claim liabilities and claim payment trends. The change in claims activity for the past two fiscal years is as follows:

<u>Fiscal Year</u>	<u>Beginning Balance</u>	<u>Current Year Claims</u>	<u>Claims Payments</u>	<u>Ending Balance</u>
2024	\$ 19,931	\$ 192,917	\$ (169,684)	\$ 43,164
2023	81,231	138,321	(199,621)	19,931

**WASHINGTON LOCAL SCHOOL DISTRICT
LUCAS COUNTY, OHIO**

**NOTES TO THE BASIC FINANCIAL STATEMENTS
FOR THE FISCAL YEAR ENDED JUNE 30, 2024**

NOTE 12 - DEFINED BENEFIT PENSION PLANS

The Statewide retirement systems provide both pension benefits and other postemployment benefits (OPEB).

Net Pension Liability/Net OPEB Liability/Asset

The net pension liability and the net OPEB liability/asset reported on the statement of net position represents a liability or asset to employees for pensions and OPEB, respectively.

Pensions and OPEB are a component of exchange transactions—between an employer and its employees—of salaries and benefits for employee services. Pensions/OPEB are provided to an employee—on a deferred-payment basis—as part of the total compensation package offered by an employer for employee services each financial period. The obligation to sacrifice resources for pensions is a present obligation because it was created as a result of employment exchanges that already have occurred.

The net pension/OPEB liability (asset) represent the District's proportionate share of each pension/OPEB plan's collective actuarial present value of projected benefit payments attributable to past periods of service, net of each pension/OPEB plan's fiduciary net position. The net pension/OPEB liability (asset) calculation is dependent on critical long-term variables, including estimated average life expectancies, earnings on investments, cost of living adjustments and others. While these estimates use the best information available, unknowable future events require adjusting these estimates annually.

The Ohio Revised Code limits the District's obligation for this liability to annually required payments. The District cannot control benefit terms or the manner in which pensions/OPEB are financed; however, the District does receive the benefit of employees' services in exchange for compensation including pension and OPEB.

GASB 68/75 assumes the liability is solely the obligation of the employer, because (1) they benefit from employee services; and (2) State statute requires funding to come from these employers. All pension contributions to date have come solely from these employers (which also includes pension costs paid in the form of withholdings from employees). The retirement systems may allocate a portion of the employer contributions to provide for these OPEB benefits. In addition, health care plan enrollees pay a portion of the health care costs in the form of a monthly premium. State statute requires the retirement systems to amortize unfunded pension liabilities within 30 years. If the pension amortization period exceeds 30 years, each retirement system's board must propose corrective action to the State legislature. Any resulting legislative change to benefits or funding could significantly affect the net pension/OPEB liability (asset). Resulting adjustments to the net pension/OPEB liability (asset) would be effective when the changes are legally enforceable. The Ohio Revised Code permits, but does not require, the retirement systems to provide healthcare to eligible benefit recipients.

The remainder of this note includes the required pension disclosures. See Note 13 for the required OPEB disclosures.

The proportionate share of each plan's unfunded benefits is presented as a long-term *net pension/OPEB liability (asset)* on the accrual basis of accounting. Any liability for the contractually required pension contribution outstanding at the end of the year is included on both the accrual and modified accrual bases of accounting.

Plan Description - School Employees Retirement System (SERS)

Plan Description - The District's non-teaching employees participate in SERS, a cost-sharing multiple-employer defined benefit pension plan administered by SERS. SERS provides retirement, disability and survivor benefits, annual cost-of-living adjustments, and death benefits to plan members and beneficiaries. Authority to establish and amend benefits is provided by Ohio Revised Code Chapter 3309. SERS issues a publicly available, stand-alone financial report that includes financial statements, required supplementary information and detailed information about SERS' fiduciary net position. That report can be obtained by visiting the SERS website at www.ohsers.org under Employers/Audit Resources.

**WASHINGTON LOCAL SCHOOL DISTRICT
LUCAS COUNTY, OHIO**

**NOTES TO THE BASIC FINANCIAL STATEMENTS
FOR THE FISCAL YEAR ENDED JUNE 30, 2024**

NOTE 12 - DEFINED BENEFIT PENSION PLANS - (Continued)

Age and service requirements for retirement are as follows:

	Eligible to Retire on or before August 1, 2017 *	Eligible to Retire after August 1, 2017
Full benefits	Any age with 30 years of service credit	Age 67 with 10 years of service credit; or Age 57 with 30 years of service credit
Actuarially reduced benefits	Age 60 with 5 years of service credit; or Age 55 with 25 years of service credit	Age 62 with 10 years of service credit; or Age 60 with 25 years of service credit

* Members with 25 years of service credit as of August 1, 2017 will be included in this plan.

Annual retirement benefits are calculated based on final average salary multiplied by a percentage that varies based on years of service; 2.2% for the first thirty years of service and 2.5% for years of service credit over 30. Final average salary is the average of the highest three years of salary.

An individual whose benefit effective date is before April 1, 2018, is eligible for a cost-of-living adjustment (COLA) on the first anniversary date of the benefit. Beginning April 1, 2018, new benefit recipients must wait until the fourth anniversary of their benefit for COLA eligibility. The COLA is added each year to the base benefit amount on the anniversary date of the benefit. A three-year COLA suspension was in effect for all benefit recipients for the years 2018, 2019, and 2020. Upon resumption of the COLA, it will be indexed to the percentage increase in the CPI-W, not to exceed 2.5% and with a floor of 0%. In 2023, the Board of Trustees approved a 2.5% cost-of-living adjustment (COLA) for eligible retirees and beneficiaries in 2024.

Funding Policy - Plan members are required to contribute 10.00% of their annual covered salary and the District is required to contribute 14.00% of annual covered payroll. The contribution requirements of plan members and employers are established and may be amended by the SERS' Retirement Board up to statutory maximum amounts of 10.00% for plan members and 14.00% for employers. The Retirement Board, acting with the advice of the actuary, allocates the employer contribution rate among four of the System's funds (Pension Trust Fund, Death Benefit Fund, Medicare B Fund, and Health Care Fund). For the fiscal year ended June 30, 2024, the allocation to pension, death benefits, and Medicare B was 14.00%. For fiscal year 2024, the Retirement Board did not allocate any employer contribution to the Health Care Fund.

The District's contractually required contribution to SERS was \$1,997,330 for fiscal year 2024. Of this amount, \$223,264 is reported as a liability.

Plan Description - State Teachers Retirement System (STRS)

Plan Description - Licensed teachers participate in STRS, a cost-sharing multiple-employer public employee retirement system administered by STRS. STRS provides retirement and disability benefits to members and death and survivor benefits to beneficiaries. STRS issues a stand-alone financial report that includes financial statements, required supplementary information and detailed information about STRS' fiduciary net position. That report can be obtained by writing to STRS, 275 East Broad Street, Columbus, Ohio 43215-3771, by calling (888) 227-7877, or by visiting the STRS website at www.strsoh.org.

New members have a choice of three retirement plans: a Defined Benefit (DB) Plan, a Defined Contribution (DC) Plan and a Combined (CO) Plan. Benefits are established by Ohio Revised Code Chapter 3307.

**WASHINGTON LOCAL SCHOOL DISTRICT
LUCAS COUNTY, OHIO**

**NOTES TO THE BASIC FINANCIAL STATEMENTS
FOR THE FISCAL YEAR ENDED JUNE 30, 2024**

NOTE 12 - DEFINED BENEFIT PENSION PLANS - (Continued)

The DB plan offers an annual retirement allowance based on final average salary multiplied by a percentage that varies based on years of service. Effective August 1, 2015, the calculation is 2.20% of final average salary for the five highest years of earnings multiplied by all years of service. Eligibility changes will be phased in until August 1, 2023, when retirement eligibility for unreduced benefits will be five years of service credit and age 65, or 35 years of service credit and at least age 60.

Eligibility changes for DB Plan members who retire with actuarially reduced benefits will be phased in until August 1, 2023 when retirement eligibility will be five years of qualifying service credit and age 60, or 30 years of service credit regardless of age.

The DC Plan allows members to place all of their member contributions and 9.53% of the 14% employer contributions into an investment account. The member determines how to allocate the member and employer money among various investment choices offered by STRS. The remaining 4.47% of the 14% employer rate is allocated to the defined benefit unfunded liability. A member is eligible to receive a retirement benefit at age 50 and termination of employment. The member may elect to receive a lifetime monthly annuity or a lump sum withdrawal.

The Combined Plan offers features of both the DB Plan and the DC Plan. In the Combined Plan, 12% of the 14% member rate goes to the DC Plan and the remaining 2% is applied to the DB Plan. Member contributions to the DC Plan are allocated among investment choices by the member, and contributions to the DB Plan from the employer and the member are used to fund the defined benefit payment at a reduced level from the regular DB Plan. The defined benefit portion of the Combined Plan payment is payable to a member on or after age 60 with five years of service. The defined contribution portion of the account may be taken as a lump sum payment or converted to a lifetime monthly annuity after termination of employment at age 50 and after termination of employment.

New members who choose the DC Plan or Combined Plan will have another opportunity to reselect a permanent plan during their fifth year of membership. Members may remain in the same plan or transfer to another STRS plan. The optional annuitization of a member's defined contribution account or the defined contribution portion of a member's Combined Plan account to a lifetime benefit results in STRS bearing the risk of investment gain or loss on the account. STRS has therefore included all three plan options as one defined benefit plan for GASB 68 reporting purposes.

A DB or Combined Plan member with five or more years of credited service, who is determined to be disabled, may qualify for a disability benefit. New members, on or after July 1, 2013, must have at least ten years of qualifying service credit to apply for disability benefits. Members in the DC Plan who become disabled are entitled only to their account balance. Eligible survivors of members who die before service retirement may qualify for monthly benefits. If a member of the DC Plan dies before retirement benefits begin, the member's designated beneficiary is entitled to receive the member's account balance.

Eligible survivors of members who die before service retirement may qualify for monthly benefits. If a member of the DC Plan dies before retirement benefits begin, the member's designated beneficiary is entitled to receive the member's account balance.

Funding Policy - Employer and member contribution rates are established by the State Teachers Retirement Board and limited by Chapter 3307 of the Ohio Revised Code. The fiscal year 2024 employer and employee contribution rate of 14% was equal to the statutory maximum rates. For fiscal year 2024, the full employer contribution was allocated to pension.

The District's contractually required contribution to STRS was \$6,516,680 for fiscal year 2024. Of this amount, \$1,136,080 is reported as a liability.

**WASHINGTON LOCAL SCHOOL DISTRICT
LUCAS COUNTY, OHIO**

**NOTES TO THE BASIC FINANCIAL STATEMENTS
FOR THE FISCAL YEAR ENDED JUNE 30, 2024**

NOTE 12 - DEFINED BENEFIT PENSION PLANS - (Continued)

Net Pension Liabilities, Pension Expense, and Deferred Outflows of Resources and Deferred Inflows of Resources Related to Pensions

The net pension liability was measured as of June 30, 2023, and the total pension liability used to calculate the net pension liability was determined by an actuarial valuation as of that date. The District's proportion of the net pension liability was based on the District's share of contributions to the pension plan relative to the contributions of all participating entities.

Following is information related to the proportionate share and pension expense:

	<u>SERS</u>	<u>STRS</u>	<u>Total</u>
Proportion of the net pension liability prior measurement date	0.327109500%	0.337578950%	
Proportion of the net pension liability current measurement date	<u>0.316527300%</u>	<u>0.337616110%</u>	
Change in proportionate share	<u>-0.010582200%</u>	<u>0.000037160%</u>	
Proportionate share of the net pension liability	\$ 17,489,766	\$ 72,705,419	\$ 90,195,185
Pension expense	\$ 1,434,414	\$ 5,466,803	\$ 6,901,217

At June 30, 2024, the District reported deferred outflows of resources and deferred inflows of resources related to pensions from the following sources:

	<u>SERS</u>	<u>STRS</u>	<u>Total</u>
Deferred outflows of resources			
Differences between expected and actual experience	\$ 751,749	\$ 2,650,688	\$ 3,402,437
Changes of assumptions	123,890	5,987,684	6,111,574
Difference between employer contributions and proportionate share of contributions/ change in proportionate share	532,253	-	532,253
Contributions subsequent to the measurement date	<u>1,997,330</u>	<u>6,516,680</u>	<u>8,514,010</u>
Total deferred outflows of resources	<u>\$ 3,405,222</u>	<u>\$ 15,155,052</u>	<u>\$ 18,560,274</u>
	<u>SERS</u>	<u>STRS</u>	<u>Total</u>
Deferred inflows of resources			
Differences between expected and actual experience	\$ -	\$ 161,337	\$ 161,337
Net difference between projected and actual earnings on pension plan investments	245,835	217,901	463,736
Changes of assumptions	-	4,507,005	4,507,005
Difference between employer contributions and proportionate share of contributions/ change in proportionate share	<u>374,388</u>	<u>1,620,849</u>	<u>1,995,237</u>
Total deferred inflows of resources	<u>\$ 620,223</u>	<u>\$ 6,507,092</u>	<u>\$ 7,127,315</u>

**WASHINGTON LOCAL SCHOOL DISTRICT
LUCAS COUNTY, OHIO**

**NOTES TO THE BASIC FINANCIAL STATEMENTS
FOR THE FISCAL YEAR ENDED JUNE 30, 2024**

NOTE 12 - DEFINED BENEFIT PENSION PLANS - (Continued)

\$8,514,010 reported as deferred outflows of resources related to pension resulting from District contributions subsequent to the measurement date will be recognized as a reduction of the net pension liability in the fiscal year ending June 30, 2025.

Other amounts reported as deferred outflows of resources and deferred inflows of resources related to pension will be recognized in pension expense as follows:

	SERS	STRS	Total
Fiscal Year Ending June 30:			
2025	\$ 532,638	\$ (1,426,251)	\$ (893,613)
2026	(795,362)	(3,176,781)	(3,972,143)
2027	1,037,365	7,172,928	8,210,293
2028	13,028	(438,616)	(425,588)
Total	<u>\$ 787,669</u>	<u>\$ 2,131,280</u>	<u>\$ 2,918,949</u>

Actuarial Assumptions - SERS

SERS' total pension liability was determined by their actuaries in accordance with GASB Statement No. 67, as part of their annual actuarial valuation for each defined benefit retirement plan. Actuarial valuations of an ongoing plan involve estimates of the value of reported amounts (e.g., salaries, credited service) and assumptions about the probability of occurrence of events far into the future (e.g., mortality, disabilities, retirements, employment terminations). Actuarially determined amounts are subject to continual review and potential modifications, as actual results are compared with past expectations and new estimates are made about the future.

Projections of benefits for financial reporting purposes are based on the substantive plan (the plan as understood by the employers and plan members) and include the types of benefits provided at the time of each valuation and the historical pattern of sharing benefit costs between the employers and plan members to that point. The projection of benefits for financial reporting purposes does not explicitly incorporate the potential effects of legal or contractual funding limitations. Future benefits for all current plan members were projected through 2137.

Actuarial calculations reflect a long-term perspective. For a newly hired employee, actuarial calculations will take into account the employee's entire career with the employer and also take into consideration the benefits, if any, paid to the employee after termination of employment until the death of the employee and any applicable contingent annuitant. In many cases actuarial calculations reflect several decades of service with the employer and the payment of benefits after termination.

**WASHINGTON LOCAL SCHOOL DISTRICT
LUCAS COUNTY, OHIO**

**NOTES TO THE BASIC FINANCIAL STATEMENTS
FOR THE FISCAL YEAR ENDED JUNE 30, 2024**

NOTE 12 - DEFINED BENEFIT PENSION PLANS - (Continued)

Key methods and assumptions used in calculating the total pension liability in the latest actuarial valuation, prepared as of June 30, 2023 and June 30, 2022, are presented below:

Wage inflation:	
Current measurement date	2.40%
Prior measurement date	2.40%
Future salary increases, including inflation:	
Current measurement date	3.25% to 13.58%
Prior measurement date	3.25% to 13.58%
COLA or ad hoc COLA:	
Current measurement date	2.00%
Prior measurement date	2.00%
Investment rate of return:	
Current measurement date	7.00% net of system expenses
Prior measurement date	7.00% net of system expenses
Discount rate:	
Current measurement date	7.00%
Prior measurement date	7.00%
Actuarial cost method	Entry age normal (level percent of payroll)

In 2023, mortality rates were based on the PUB-2010 General Employee Amount Weighted Below Median Healthy Retiree mortality table projected to 2017 with ages set forward 1 year and adjusted 94.20% for males and set forward 2 years and adjusted 81.35% for females. Mortality among disabled members were based upon the PUB-2010 General Disabled Retiree mortality table projected to 2017 with ages set forward 5 years and adjusted 103.3% for males and set forward 3 years and adjusted 106.8% for females. Future improvement in mortality rates is reflected by applying the MP-2020 projection scale generationally.

In the prior measurement date, mortality rates were based on the PUB-2010 General Employee Amount Weight Below Median Healthy Retiree mortality table projected to 2017 with ages set forward 1 year and adjusted 94.20% for males and set forward 2 years and adjusted 81.35% for females. Mortality among disabled members were based upon the PUB-2010 General Disabled Retiree mortality table projected to 2017 with ages set forward 5 years and adjusted 103.3% for males and set forward 3 years and adjusted 106.8% for females. Future improvement in mortality rates is reflected by applying the MP-2020 projection scale generationally.

The most recent experience study was completed for the five-year period ended June 30, 2020.

The long-term return expectation for the Pension Plan Investments has been determined by using a building-block approach and assumes a time horizon, as defined in SERS' *Statement of Investment Policy*. Ohio Revised Code Section 3309.15 and the Board-adopted Investment Policy govern investment activity at SERS. A forecasted rate of inflation serves as the baseline for the return expectation. Various real return premiums over the baseline inflation rate have been established for each asset class. The long-term expected nominal rate of return has been determined by calculating a weighted average of the expected real return premiums for each asset class, adding the projected inflation rate, and adding the expected return from rebalancing uncorrelated asset classes.

**WASHINGTON LOCAL SCHOOL DISTRICT
LUCAS COUNTY, OHIO**

**NOTES TO THE BASIC FINANCIAL STATEMENTS
FOR THE FISCAL YEAR ENDED JUNE 30, 2024**

NOTE 12 - DEFINED BENEFIT PENSION PLANS - (Continued)

The target allocation and best estimates of arithmetic real rates of return for each major asset class are summarized in the following table:

Asset Class	Target Allocation	Long-Term Expected Real Rate of Return
Cash	2.00 %	0.75 %
US Equity	24.75	4.82
Non-US Equity Developed	13.50	5.19
Non-US Equity Emerging	6.75	5.98
Fixed Income/Global Bonds	19.00	2.24
Private Equity	12.00	7.49
Real Estate/Real Assets	17.00	3.70
Private Debt/Private Credit	5.00	5.64
Total	<u>100.00 %</u>	

Discount Rate - Total pension liability was calculated using the discount rate of 7.00%. The discount rate determination did not use a municipal bond rate. The projection of cash flows used to determine the discount rate assumed that employers would contribute the actuarially determined contribution rate of projected compensation over the remaining 21-year amortization period of the unfunded actuarial accrued liability. The actuarially determined contribution rate of fiscal year 2023 was 14%. Projected inflows from investment earnings were calculated using the long-term assumed investment rate of return, 7.00%. Based on those assumptions, the plan's fiduciary net position was projected to be available to make all future benefit payments of current plan members. Therefore, the long-term expected rate of return on pension plan investments was applied to all periods of projected benefits to determine the total pension liability. The annual money weighted rate of return, calculated as the internal rate of return on pension plan investments, for fiscal year 2023 was 6.90%.

Sensitivity of the District's Proportionate Share of the Net Pension Liability to Changes in the Discount Rate - Net pension liability is sensitive to changes in the discount rate, and to illustrate the potential impact the following table presents the net pension liability calculated using the discount rate of 7.00%, as well as what each plan's net pension liability would be if it were calculated using a discount rate that is one percentage point lower (6.00%), or one percentage point higher (8.00%) than the current rate.

	1% Decrease	Current Discount Rate	1% Increase
District's proportionate share of the net pension liability	\$ 25,813,997	\$ 17,489,766	\$ 10,478,182

**WASHINGTON LOCAL SCHOOL DISTRICT
LUCAS COUNTY, OHIO**

**NOTES TO THE BASIC FINANCIAL STATEMENTS
FOR THE FISCAL YEAR ENDED JUNE 30, 2024**

NOTE 12 - DEFINED BENEFIT PENSION PLANS - (Continued)

Actuarial Assumptions - STRS

Key methods and assumptions used in the latest actuarial valuation, reflecting experience study results used in the June 30, 2023 and June 30, 2022, actuarial valuation are presented below:

	June 30, 2023	June 30, 2022
Inflation	2.50%	2.50%
Projected salary increases	Varies by service from 2.50% to 8.50%	Varies by service from 2.50% to 8.50%
Investment rate of return	7.00%, net of investment expenses, including inflation	7.00%, net of investment expenses, including inflation
Discount rate of return	7.00%	7.00%
Payroll increases	3.00%	3.00%
Cost-of-living adjustments (COLA)	0.00%	0.00%

For the June 30, 2023 actuarial valuation, post-retirement mortality rates are based on the Pub-2010 Teachers Healthy Annuitant Mortality Table, adjusted 110% for males, projected forward generationally using mortality improvement scale MP-2020. Pre-retirement mortality rates are based on Pub-2010 Teachers Employee Table adjusted 95% for females, projected forward generationally using mortality improvement scale MP-2020. Post-retirement disabled mortality rates are based on Pub-2010 Teachers Disabled Annuitant Table projected forward generationally using mortality improvement scale MP-2020.

For the prior measurement date, post-retirement mortality rates are based on the Pub-2010 Teachers Healthy Annuitant Mortality Table, adjusted 110% for males, projected forward generationally using mortality improvement scale MP-2020. Pre-retirement mortality rates are based on Pub-2010 Teachers Employee Table adjusted 95% for females, projected forward generationally using mortality improvement scale MP-2020. Post-retirement disabled mortality rates are based on Pub-2010 Teachers Disable Annuitant Table projected forward generationally using mortality improvement scale MP-2020.

Actuarial assumptions used in the June 30, 2023 valuation are based on the results of an actuarial experience study for the period July 1, 2015 through June 30, 2021. An actuarial experience study is done on a quinquennial basis.

STRS' investment consultant develops an estimate range for the investment return assumption based on the target allocation adopted by the Retirement Board. The target allocation and long-term expected rate of return for each major asset class are summarized as follows:

Asset Class	Target Allocation*	Long-Term Expected Real Rate of Return **
Domestic Equity	26.00 %	6.60 %
International Equity	22.00	6.80
Alternatives	19.00	7.38
Fixed Income	22.00	1.75
Real Estate	10.00	5.75
Liquidity Reserves	1.00	1.00
Total	<u>100.00 %</u>	

* Final target weights reflected at October 1, 2022.

**WASHINGTON LOCAL SCHOOL DISTRICT
LUCAS COUNTY, OHIO**

**NOTES TO THE BASIC FINANCIAL STATEMENTS
FOR THE FISCAL YEAR ENDED JUNE 30, 2024**

NOTE 12 - DEFINED BENEFIT PENSION PLANS - (Continued)

****10-Year annualized geometric nominal returns**, which include the real rate of return and inflation of 2.25% and is net of investment expenses. Over a 30-year period, STRS' investment consultant indicates that the above target allocations should generate a return above the actuarial rate of return, without net value added by management.

Discount Rate - The discount rate used to measure the total pension liability was 7.00% as of June 30, 2023. The projection of cash flows used to determine the discount rate assumes that member and employer contributions will be made at the statutory contribution rates in accordance with the rates described previously. For this purpose, only employer contributions that are intended to fund benefits of current plan members and their beneficiaries are included. Based on those assumptions, STRS' fiduciary net position was projected to be available to make all projected future benefit payments to current plan members as of June 30, 2023. Therefore, the long-term expected rate of return on pension plan investments of 7.00% was applied to all periods of projected benefit payments to determine the total pension liability as of June 30, 2023.

Sensitivity of the District's Proportionate Share of the Net Pension Liability to Changes in the Discount Rate - The following table represents the net pension liability as of June 30, 2023, calculated using the current period discount rate assumption of 7.00%, as well as what the net pension liability would be if it were calculated using a discount rate that is one percentage point lower (6.00%) or one percentage point higher (8.00%) than the current assumption:

	1% Decrease	Current Discount Rate	1% Increase
District's proportionate share of the net pension liability	\$ 111,804,843	\$ 72,705,419	\$ 39,638,006

Assumption and Benefit Changes Since the Prior Measurement Date - The discount rate remained at 7.00% for June 30, 2023 valuation. Demographic assumptions were changed based on the actuarial experience study for the period July 1, 2015 through June 30, 2021.

NOTE 13 - DEFINED BENEFIT OPEB PLANS

Net OPEB Liability/Asset

See Note 12 for a description of the net OPEB liability (asset).

Plan Description - School Employees Retirement System (SERS)

Health Care Plan Description - The District contributes to the SERS Health Care Fund, administered by SERS for non-certificated retirees and their beneficiaries. For GASB 75 purposes, this plan is considered a cost-sharing other postemployment benefit (OPEB) plan. SERS' Health Care Plan provides healthcare benefits to eligible individuals receiving retirement, disability, and survivor benefits, and to their eligible dependents. Members who retire after June 1, 1986, need 10 years of service credit, exclusive of most types of purchased credit, to qualify to participate in SERS' health care coverage. In addition to age and service retirees, disability benefit recipients and beneficiaries who are receiving monthly benefits due to the death of a member or retiree, are eligible for SERS' health care coverage. Most retirees and dependents choosing SERS' health care coverage are over the age of 65 and therefore enrolled in a fully insured Medicare Advantage plan; however, SERS maintains a traditional, self-insured preferred provider organization for its non-Medicare retiree population. For both groups, SERS offers a self-insured prescription drug program. Health care is a benefit that is permitted, not mandated, by statute. The financial report of the Plan is included in the SERS Annual Comprehensive Financial Report which can be obtained on SERS' website at www.ohsers.org under Employers/Audit Resources.

**WASHINGTON LOCAL SCHOOL DISTRICT
LUCAS COUNTY, OHIO**

**NOTES TO THE BASIC FINANCIAL STATEMENTS
FOR THE FISCAL YEAR ENDED JUNE 30, 2024**

NOTE 13 - DEFINED BENEFIT OPEB PLANS - (Continued)

Access to health care for retirees and beneficiaries is permitted in accordance with Section 3309 of the Ohio Revised Code. The Health Care Fund was established and is administered in accordance with Internal Revenue Code Section 105(e). SERS' Retirement Board reserves the right to change or discontinue any health plan or program. Active employee members do not contribute to the Health Care Plan. The SERS Retirement Board established the rules for the premiums paid by the retirees for health care coverage for themselves and their dependents or for their surviving beneficiaries. Premiums vary depending on the plan selected, qualified years of service, Medicare eligibility, and retirement status.

Funding Policy - State statute permits SERS to fund the health care benefits through employer contributions. Each year, after the allocation for statutorily required pensions and benefits, the Retirement Board may allocate the remainder of the employer contribution of 14% of covered payroll to the Health Care Fund in accordance with the funding policy. For the fiscal year ended June 30, 2024, SERS did not allocate any employer contributions to post-employment health care. An additional health care surcharge on employers is collected for employees earning less than an actuarially determined minimum compensation amount, pro-rated if less than a full year of service credit was earned. For fiscal year 2024, this amount was \$30,000. Statutes provide that no employer shall pay a health care surcharge greater than 2% of that employer's SERS-covered payroll; nor may SERS collect in aggregate more than 1.5% of the total statewide SERS-covered payroll for the health care surcharge. For fiscal year 2024, the District's surcharge obligation was \$223,264.

The surcharge added to the allocated portion of the 14% employer contribution rate is the total amount assigned to the Health Care Fund. The District's contractually required contribution to SERS was \$223,264 for fiscal year 2024, which is reported as a liability.

Plan Description - State Teachers Retirement System (STRS)

Plan Description - The State Teachers Retirement System of Ohio (STRS) administers a cost-sharing Health Plan administered for eligible retirees who participated in the defined benefit or combined pension plans offered by STRS. Ohio law authorizes STRS to offer this plan. Benefits include hospitalization, physicians' fees, prescription drugs and partial reimbursement of monthly Medicare Part B premiums. The Medicare Part B monthly reimbursement elimination date was postponed indefinitely. The Plan is included in the report of STRS which can be obtained by visiting www.strsoh.org or by calling (888) 227-7877.

Funding Policy - Ohio Revised Code Chapter 3307 authorizes STRS to offer the Plan and gives the Retirement Board discretionary authority over how much, if any, of the health care costs will be absorbed by STRS. Active employee members do not contribute to the Health Care Plan. Nearly all health care plan enrollees, for the most recent year, pay a portion of the health care costs in the form of a monthly premium. Under Ohio law, funding for post-employment health care may be deducted from employer contributions, currently 14% of covered payroll. For the fiscal year ended June 30, 2024, STRS did not allocate any employer contributions to post-employment health care.

Net OPEB Liabilities/Assets, OPEB Expense, and Deferred Outflows of Resources and Deferred Inflows of Resources Related to OPEB

The net OPEB liability/asset was measured as of June 30, 2023, and the total OPEB liability/asset used to calculate the net OPEB liability/asset was determined by an actuarial valuation as of that date. The District's proportion of the net OPEB liability/asset was based on the District's share of contributions to the respective retirement systems relative to the contributions of all participating entities.

**WASHINGTON LOCAL SCHOOL DISTRICT
LUCAS COUNTY, OHIO**

**NOTES TO THE BASIC FINANCIAL STATEMENTS
FOR THE FISCAL YEAR ENDED JUNE 30, 2024**

NOTE 13 - DEFINED BENEFIT OPEB PLANS - (Continued)

Following is information related to the proportionate share and OPEB expense:

	<u>SERS</u>	<u>STRS</u>	<u>Total</u>
Proportion of the net OPEB			
liability/asset prior measurement date	0.332518000%	0.337578950%	
Proportion of the net OPEB			
liability/asset current measurement date	<u>0.325272600%</u>	<u>0.337616110%</u>	
Change in proportionate share	<u>-0.007245400%</u>	<u>0.000037160%</u>	
Proportionate share of the net			
OPEB liability	\$ 5,358,689	\$ -	\$ 5,358,689
Proportionate share of the net			
OPEB (asset)	\$ -	\$ (6,566,167)	\$ (6,566,167)
OPEB expense	\$ (849,410)	\$ (342,852)	\$ (1,192,262)

At June 30, 2024, the District reported deferred outflows of resources and deferred inflows of resources related to OPEB from the following sources:

	<u>SERS</u>	<u>STRS</u>	<u>Total</u>
Deferred outflows of resources			
Differences between expected and			
actual experience	\$ 11,162	\$ 10,239	\$ 21,401
Net difference between projected and			
actual earnings on OPEB plan investments	41,533	11,720	53,253
Changes of assumptions	1,811,929	967,293	2,779,222
Difference between employer contributions			
and proportionate share of contributions/			
change in proportionate share	537,084	10,459	547,543
Contributions subsequent to the			
measurement date	<u>223,264</u>	<u>-</u>	<u>223,264</u>
Total deferred outflows of resources	<u>\$ 2,624,972</u>	<u>\$ 999,711</u>	<u>\$ 3,624,683</u>
	<u>SERS</u>	<u>STRS</u>	<u>Total</u>
Deferred inflows of resources			
Differences between expected and			
actual experience	\$ 2,763,672	\$ 1,001,511	\$ 3,765,183
Changes of assumptions	1,521,919	4,332,264	5,854,183
Difference between employer contributions			
and proportionate share of contributions/			
change in proportionate share	<u>993,851</u>	<u>23,544</u>	<u>1,017,395</u>
Total deferred inflows of resources	<u>\$ 5,279,442</u>	<u>\$ 5,357,319</u>	<u>\$ 10,636,761</u>

\$223,264 reported as deferred outflows of resources related to OPEB resulting from District contributions subsequent to the measurement date will be recognized as a reduction of the net OPEB liability/asset in the fiscal year ending June 30, 2025.

**WASHINGTON LOCAL SCHOOL DISTRICT
LUCAS COUNTY, OHIO**

**NOTES TO THE BASIC FINANCIAL STATEMENTS
FOR THE FISCAL YEAR ENDED JUNE 30, 2024**

NOTE 13 - DEFINED BENEFIT OPEB PLANS - (Continued)

Other amounts reported as deferred outflows of resources and deferred inflows of resources related to OPEB will be recognized in OPEB expense as follows:

	<u>SERS</u>	<u>STRS</u>	<u>Total</u>
Fiscal Year Ending June 30:			
2025	\$ (1,012,891)	\$ (1,939,954)	\$ (2,952,845)
2026	(876,901)	(880,750)	(1,757,651)
2027	(595,928)	(338,230)	(934,158)
2028	(315,466)	(458,642)	(774,108)
2029	(113,270)	(419,115)	(532,385)
Thereafter	<u>36,722</u>	<u>(320,917)</u>	<u>(284,195)</u>
Total	<u>\$ (2,877,734)</u>	<u>\$ (4,357,608)</u>	<u>\$ (7,235,342)</u>

Actuarial Assumptions - SERS

The total OPEB liability is determined by SERS' actuaries in accordance with GASB Statement No. 74, as part of their annual actuarial valuation for each retirement plan. Actuarial valuations of an ongoing plan involve estimates of the value of reported amounts (e.g., salaries, credited service) and assumptions about the probability of occurrence of events far into the future (e.g., mortality, disabilities, retirements, employment terminations). Actuarially determined amounts are subject to continual review and potential modifications, as actual results are compared with past expectations and new estimates are made about the future.

Projections of benefits for financial reporting purposes are based on the substantive plan (the plan as understood by the employers and plan members) and include the types of benefits provided at the time of each valuation and the historical pattern of sharing benefit costs between the employers and plan members to that point. The projection of benefits for financial reporting purposes does not explicitly incorporate the potential effects of legal or contractual funding limitations.

Actuarial calculations reflect a long-term perspective. For a newly hired employee, actuarial calculations will take into account the employee's entire career with the employer and also take into consideration the benefits, if any, paid to the employee after termination of employment until the death of the employee and any applicable contingent annuitant. In many cases, actuarial calculations reflect several decades of service with the employer and the payment of benefits after termination.

**WASHINGTON LOCAL SCHOOL DISTRICT
LUCAS COUNTY, OHIO**

**NOTES TO THE BASIC FINANCIAL STATEMENTS
FOR THE FISCAL YEAR ENDED JUNE 30, 2024**

NOTE 13 - DEFINED BENEFIT OPEB PLANS - (Continued)

Key methods and assumptions used in calculating the total OPEB liability in the latest actuarial valuation date of June 30, 2023 and June 30, 2022 are presented below:

Wage inflation:	
Current measurement date	2.40%
Prior measurement date	2.40%
Future salary increases, including inflation:	
Current measurement date	3.25% to 13.58%
Prior measurement date	3.25% to 13.58%
Investment rate of return:	
Current measurement date	7.00% net of investment expense, including inflation
Prior measurement date	7.00% net of investment expense, including inflation
Municipal bond index rate:	
Current measurement date	3.86%
Prior measurement date	3.69%
Single equivalent interest rate, net of plan investment expense, including price inflation:	
Current measurement date	4.27%
Prior measurement date	4.08%
Medical trend assumption:	
Current measurement date	6.75 to 4.40%
Prior measurement date	7.00 to 4.40%

In 2023, the following mortality assumptions were used:

Healthy Retirees - PUB-2010 General Employee Amount Weighted Below Median Healthy Retiree mortality table projected to 2017 with ages set forward 1 year and adjusted 94.20% for males and set forward 2 years and adjusted 81.35% for females.

Disabled Retirees - PUB-2010 General Disabled Retiree mortality table projected to 2017 with ages set forward 5 years and adjusted 103.3% for males and set forward 3 years and adjusted 106.8% for females.

Contingent Survivors - PUB-2010 General Amount Weighted Below Median Contingent Survivor mortality table projected to 2017 with ages set forward 1 year and adjusted 105.5% for males and adjusted 122.5% for females.

Actives - PUB-2010 General Amount Weighted Below Median Employee mortality table.

Mortality Projection - Mortality rates are projected using a fully generational projection with Scale MP-2020.

In the prior measurement date, mortality rates were based on the PUB-2010 General Employee Amount Weighted Below Median Healthy Retiree mortality table projected to 2017 with ages set forward 1 year and adjusted 94.20% for males and set forward 2 years and adjusted 81.35% for females. Mortality among disabled members were based upon the PUB-2010 General Disabled Retiree mortality table projected to 2017 with ages set forward 5 years and adjusted 103.3% for males and set forward 3 years and adjusted 106.8% for females. Future improvement in mortality rates is reflected by applying the MP-2020 projection scale generationally.

The most recent experience study was completed for the five-year period ended June 30, 2020.

**WASHINGTON LOCAL SCHOOL DISTRICT
LUCAS COUNTY, OHIO**

**NOTES TO THE BASIC FINANCIAL STATEMENTS
FOR THE FISCAL YEAR ENDED JUNE 30, 2024**

NOTE 13 - DEFINED BENEFIT OPEB PLANS - (Continued)

The long-term expected rate of return is reviewed as part of the regular experience studies prepared every five years for SERS. The most recent five-year experience study was performed for the period covering fiscal years 2016 through 2020, and was adopted by the Board on April 15, 2021. Several factors are considered in evaluating the long-term rate of return assumption including long-term historical data, estimates inherent in current market data, and a long-normal distribution analysis in which best estimate ranges of expected future real rates of return (expected return, net of investment expense and inflation) were developed by the investment consultant for each major asset class. These ranges were combined to produce the long-term expected rate of return, 7.00%, by weighting the expected future real rates of return by the target asset allocation percentage and then adding expected inflation. The assumption is intended to be a long-term assumption and is not expected to change absent a significant change in the asset allocation, a change in the inflation assumption, or a fundamental change in the market that alters expected returns in future years.

The long-term expected nominal rate of return has been determined by calculating a weighted average of the expected real return premiums for each asset class, adding the projected inflation rate, and adding the expected return from rebalancing uncorrelated asset classes.

The target asset allocation and best estimates of arithmetic real rates of return for each major asset class are summarized as follows:

<u>Asset Class</u>	<u>Target Allocation</u>	<u>Long-Term Expected Real Rate of Return</u>
Cash	2.00 %	0.75 %
US Equity	24.75	4.82
Non-US Equity Developed	13.50	5.19
Non-US Equity Emerging	6.75	5.98
Fixed Income/Global Bonds	19.00	2.24
Private Equity	12.00	7.49
Real Estate/Real Assets	17.00	3.70
Private Debt/Private Credit	5.00	5.64
Total	<u>100.00 %</u>	

Discount Rate - The discount rate used to measure the total OPEB liability at June 30, 2023, was 4.27%. The discount rate used to measure total OPEB liability prior to June 30, 2023, was 4.08%. The projection of cash flows used to determine the discount rate assumed that contributions will be made from members and the System at the contribution rate of 1.50% of projected covered payroll each year, which includes a 1.50% payroll surcharge and no contributions from the basic benefits plan. Based on these assumptions, the OPEB plan's fiduciary net position is projected to be depleted in 2048 by SERS' actuaries. The Fidelity General Obligation 20-year Municipal Bond Index Rate was used in the determination of the single equivalent interest rate for both the June 30, 2022 and the June 30, 2023 total OPEB liability. The Municipal Bond Index Rate is the single rate that will generate a present value of benefit payments equal to the sum of the present value determined by the long-term expected rate of return, and the present value determined by discounting those benefits after the date of depletion. The Municipal Bond Index Rate was 3.86% at June 30, 2023 and 3.69% at June 30, 2022.

**WASHINGTON LOCAL SCHOOL DISTRICT
LUCAS COUNTY, OHIO**

**NOTES TO THE BASIC FINANCIAL STATEMENTS
FOR THE FISCAL YEAR ENDED JUNE 30, 2024**

NOTE 13 - DEFINED BENEFIT OPEB PLANS - (Continued)

Sensitivity of the District's Proportionate Share of the Net OPEB Liability to Changes in the Discount Rate and Changes in the Health Care Cost Trend Rates - The net OPEB liability is sensitive to changes in the discount rate and the health care cost trend rate. The following table presents the net OPEB liability, what the net OPEB liability would be if it were calculated using a discount rate that is 1 percentage point lower (3.27%) and higher (5.27%) than the current discount rate (4.27%). Also shown is what the net OPEB liability would be based on health care cost trend rates that are 1 percentage point lower (5.75% decreasing to 3.40%) and higher (7.75% decreasing to 5.40%) than the current rate (6.75% decreasing to 4.40%).

	1% Decrease	Current Discount Rate	1% Increase
District's proportionate share of the net OPEB liability	\$ 6,849,936	\$ 5,358,689	\$ 4,182,778

	1% Decrease	Current Trend Rate	1% Increase
District's proportionate share of the net OPEB liability	\$ 3,936,843	\$ 5,358,689	\$ 7,242,825

Actuarial Assumptions - STRS

Key methods and assumptions used in the latest actuarial valuation, reflecting experience study results used in the June 30, 2023 actuarial valuation, compared with June 30, 2022 actuarial valuation, are presented below:

	June 30, 2023	June 30, 2022
Inflation	2.50%	2.50%
Projected salary increases	Varies by service from 2.50% to 8.50%	Varies by service from 2.50% to 8.50%
Investment rate of return	7.00%, net of investment expenses, including inflation	7.00%, net of investment expenses, including inflation
Payroll increases	3.00%	3.00%
Cost-of-living adjustments (COLA)	0.00%	0.00%
Discount rate of return	7.00%	7.00%
Blended discount rate of return	N/A	N/A
Health care cost trends		
	Initial	Ultimate
Medical		
Pre-Medicare	7.50%	4.14%
Medicare	-10.94%	4.14%
Prescription Drug		
Pre-Medicare	-11.95%	4.14%
Medicare	1.33%	4.14%

Projections of benefits include the historical pattern of sharing benefit costs between the employers and retired plan members.

**WASHINGTON LOCAL SCHOOL DISTRICT
LUCAS COUNTY, OHIO**

**NOTES TO THE BASIC FINANCIAL STATEMENTS
FOR THE FISCAL YEAR ENDED JUNE 30, 2024**

NOTE 13 - DEFINED BENEFIT OPEB PLANS - (Continued)

For the June 30, 2023 actuarial valuation, for healthy retirees the post-retirement mortality rates are based on the Pub-2010 Teachers Healthy Annuitant Mortality Table, adjusted 110% for males, projected forward generationally using mortality improvement scale MP-2020; pre-retirement mortality rates are based on Pub-2010 Teachers Employee Table adjusted 95% for females, projected forward generationally using mortality improvement scale MP-2020. For disabled retirees, mortality rates are based on the Pub-2010 Teachers Disabled Annuitant Table projected forward generationally using mortality improvement scale MP-2020.

For the prior measurement date, for healthy retirees the post-retirement mortality rates are based on the Pub-2010 Teachers Healthy Annuitant Mortality Table, adjusted 110% for males, projected forward generationally using mortality improvement scale MP-2020; pre-retirement mortality rates are based on Pub-2010 Teachers Employee Table adjusted 95% for females, projected forward generationally using mortality improvement scale MP-2020. For disabled retirees, mortality rates are based on the Pub-2010 Teachers Disabled Annuitant Table projected forward generationally using mortality improvement scale MP-2020.

Actuarial assumptions used in the June 30, 2023 valuation are based on the results of an actuarial experience study for the period July 1, 2015 through June 30, 2021. An actuarial experience study is done on a quinquennial basis.

Assumption Changes Since the Prior Measurement Date - The discount rate remained unchanged at 7.00% for the June 30, 2023 valuation.

Benefit Term Changes Since the Prior Measurement Date - Healthcare trends were updated to reflect emerging claims and recoveries experience as well as benefit changes effective January 1, 2024.

STRS' investment consultant develops an estimate range for the investment return assumption based on the target allocation adopted by the Retirement Board. The target allocation and long-term expected rate of return for each major asset class are summarized as follows:

Asset Class	Target Allocation*	Long-Term Expected Real Rate of Return **
Domestic Equity	26.00 %	6.60 %
International Equity	22.00	6.80
Alternatives	19.00	7.38
Fixed Income	22.00	1.75
Real Estate	10.00	5.75
Liquidity Reserves	1.00	1.00
Total	<u>100.00 %</u>	

* Final target weights reflected at October 1, 2022.

**10-Year annualized geometric nominal returns, which include the real rate of return and inflation of 2.25% and is net of investment expenses. Over a 30-year period, STRS' investment consultant indicates that the above target allocations should generate a return above the actuarial rate of return, without net value added by management.

Discount Rate - The discount rate used to measure the total OPEB liability was 7.00% as of June 30, 2023. The projection of cash flows used to determine the discount rate assumed STRS continues to allocate no employer contributions to the health care fund. Based on those assumptions, the OPEB plan's fiduciary net position was projected to be available to make all projected future benefit payments to current plan members as of June 30, 2023. Therefore, the long-term expected rate of return on health care fund investments of 7.00% was applied to all periods of projected health care costs to determine the total OPEB liability as of June 30, 2023.

**WASHINGTON LOCAL SCHOOL DISTRICT
LUCAS COUNTY, OHIO**

**NOTES TO THE BASIC FINANCIAL STATEMENTS
FOR THE FISCAL YEAR ENDED JUNE 30, 2024**

NOTE 13 - DEFINED BENEFIT OPEB PLANS - (Continued)

Sensitivity of the District's Proportionate Share of the Net OPEB Asset to Changes in the Discount and Health Care Cost Trend Rate - The following table represents the net OPEB asset as of June 30, 2023, calculated using the current period discount rate assumption of 7.00%, as well as what the net OPEB asset would be if it were calculated using a discount rate that is one percentage point lower (6.00%) or one percentage point higher (8.00%) than the current assumption. Also shown is the net OPEB asset as if it were calculated using health care cost trend rates that are one percentage point lower or one percentage point higher than the current health care cost trend rates.

	1% Decrease	Current Discount Rate	1% Increase
District's proportionate share of the net OPEB asset	\$ 5,557,401	\$ 6,566,167	\$ 7,444,695
	1% Decrease	Current Trend Rate	1% Increase
District's proportionate share of the net OPEB asset	\$ 7,485,462	\$ 6,566,167	\$ 5,458,891

NOTE 14 - CONTINGENCIES

A. Grants

The District received financial assistance from federal and State agencies in the form of grants. The expenditure of funds received under these programs generally requires compliance with terms and conditions specified in the grant agreements and are subject to audit by the grantor agencies. Any disallowed claims resulting from such audits could become a liability of the general fund or other applicable funds. However, the effect of any such disallowed claims on the overall financial position of the District at June 30, 2024, if applicable, cannot be determined at this time.

B. Litigation

In the normal course of operations, the District may be subject to litigation and claims. While the outcome of such matters cannot presently be determined, management believes that their ultimate resolution will not have a material adverse effect on the financial statements.

C. Foundation Funding

Foundation funding is based on the annualized full-time equivalent (FTE) enrollment of each student. Traditional districts must comply with minimum hours of instruction, instead of a minimum number of school days each year. The funding formula the Ohio Department of Education and Workforce (ODEW) is legislatively required to follow will continue to adjust as enrollment information is updated by the District, which can extend past the fiscal year-end. The District's August 30, 2024 and November 8, 2024 foundation settlements included the FTE adjustments for fiscal year 2024. The August 20, 2024 adjustment was an increase of \$173,246 and the November 8, 2024 was an increase of \$141. These amounts were not material to the financial statements and was not included in the financial statements as an intergovernmental receivable as of June 30, 2024.

**WASHINGTON LOCAL SCHOOL DISTRICT
LUCAS COUNTY, OHIO**

**NOTES TO THE BASIC FINANCIAL STATEMENTS
FOR THE FISCAL YEAR ENDED JUNE 30, 2024**

NOTE 15 - SET-ASIDES

The District is required by State law to annually set-aside certain general fund revenue amounts, as defined by statutory formula, for the acquisition and construction of capital improvements. Amounts not spent by the end of the fiscal year or offset by similarly restricted resources received during the year must be held in cash at fiscal year-end. This amount must be carried forward to be used for the same purpose in future years. Expenditures exceeding the set-aside requirement may not be carried forward to the next fiscal year.

The following cash-basis information describes the change in the fiscal year-end set-aside amount for capital improvements. Disclosure of this information is required by State statute.

	<u>Capital Improvements</u>
Set-aside balance June 30, 2023	\$ -
Current year set-aside requirement	1,499,289
Current year qualifying expenditures	<u>(1,499,289)</u>
Total	<u>\$ -</u>
Balance carried forward to fiscal year 2025	<u>\$ -</u>
Set-aside balance June 30, 2024	<u>\$ -</u>

During fiscal year 2020, the District issued \$50,000,000 in capital related general obligation bonds. These proceeds may be used to offset the required capital improvements set-aside amount for future years. The District is responsible for tracking the amount of the proceeds that may be used as an offset in future periods, which was \$50,000,000 at June 30, 2024.

NOTE 16 - OTHER COMMITMENTS

The District utilizes encumbrance accounting as part of its budgetary controls. Encumbrances outstanding at year end may be reported as part of restricted, committed, or assigned classifications of fund balance. At year end, the District's commitments for encumbrances in the governmental funds were as follows:

<u>Fund</u>	<u>Year-End Encumbrances</u>
General	\$ 1,148,781
Classroom facilities	5,374,456
Nonmajor governmental	<u>2,951,623</u>
Total	<u>\$ 9,474,860</u>

NOTE 17 - TAX ABATEMENTS ENTERED INTO BY OTHER GOVERNMENTS

The City of Toledo provides tax abatements through Community Reinvestment Area and Enterprise Zone agreements. Under the agreements, various businesses receive the abatement of property taxes in exchange for bringing jobs and economic development to the City. The agreements affect the property tax receipts collected and distributed to the District. Under the agreements, the District's property taxes were reduced by \$2,115,345 during fiscal year 2024.

**WASHINGTON LOCAL SCHOOL DISTRICT
LUCAS COUNTY, OHIO**

SCHEDULE OF REVENUES, EXPENDITURES AND CHANGES IN
FUND BALANCE - BUDGET AND ACTUAL (NON-GAAP BUDGETARY BASIS)
GENERAL FUND
FOR THE FISCAL YEAR ENDED JUNE 30, 2024

	Budgeted Amounts		Actual Amounts	Variance with
	Original	Final	Budgetary Basis	Final Budget - over (under) Actual Amounts
Budgetary revenues:				
Property taxes	\$ 40,586,648	\$ 44,696,110	\$ 44,696,110	\$ -
Intergovernmental	46,858,698	51,603,215	51,913,516	310,301
Investment earnings	2,397,272	2,640,000	2,749,308	109,308
Tuition and fees	1,340,873	1,476,638	1,473,665	(2,973)
Rental income	1,961	2,160	2,160	-
Contributions and donations	2,868	3,158	3,158	-
Miscellaneous	327,824	361,017	369,830	8,813
Total budgetary revenues	<u>91,516,144</u>	<u>100,782,298</u>	<u>101,207,747</u>	<u>425,449</u>
Budgetary expenditures:				
Current:				
Instruction:				
Regular	39,849,690	39,253,849	39,103,613	(150,236)
Special	12,496,335	12,676,389	12,644,702	(31,687)
Vocational	3,276,807	3,484,809	3,409,583	(75,226)
Other	55,443	91,443	58,604	(32,839)
Support services:				
Pupil	7,559,082	7,754,650	7,581,265	(173,385)
Instructional staff	1,342,894	1,434,693	1,327,287	(107,406)
Board of education	440,022	452,022	243,982	(208,040)
Administration	6,154,340	6,238,348	6,133,546	(104,802)
Fiscal	2,078,055	2,137,536	1,963,651	(173,885)
Business	715,120	687,220	556,485	(130,735)
Operations and maintenance	9,836,711	9,539,037	9,222,932	(316,105)
Pupil transportation	4,071,185	4,409,189	3,934,573	(474,616)
Central	1,999,664	2,155,023	1,859,828	(295,195)
Operation of non-instructional services:				
Other non-instructional services	23,000	29,000	10,855	(18,145)
Extracurricular activities	1,057,970	1,179,020	1,029,949	(149,071)
Facilities acquisition and construction	70,043	81,043	13,154	(67,889)
Total budgetary expenditures	<u>91,026,361</u>	<u>91,603,271</u>	<u>89,094,009</u>	<u>(2,509,262)</u>
Budgetary excess of revenues over expenditures	489,783	9,179,027	12,113,738	2,934,711
Budgetary other financing sources (uses):				
Refund of prior year's receipts	-	-	7,294	7,294
Transfers (out)	(40,000)	(2,050,000)	(2,042,721)	7,279
Total budgetary other financing sources (uses)	<u>(40,000)</u>	<u>(2,050,000)</u>	<u>(2,035,427)</u>	<u>14,573</u>
Net change in fund balance	449,783	7,129,027	10,078,311	2,949,284
Budgetary fund balance at beginning of year	37,446,155	37,446,155	37,446,155	-
Prior year encumbrances appropriated	1,145,576	1,145,576	1,145,576	-
Budgetary fund balance at end of year	<u>\$ 39,041,514</u>	<u>\$ 45,720,758</u>	<u>\$ 48,670,042</u>	<u>\$ 2,949,284</u>

SEE ACCOMPANYING NOTES TO THE REQUIRED SUPPLEMENTARY INFORMATION

**WASHINGTON LOCAL SCHOOL DISTRICT
LUCAS COUNTY, OHIO**

SCHEDULES OF THE REQUIRED SUPPLEMENTARY INFORMATION

SCHEDULE OF THE DISTRICT'S PROPORTIONATE SHARE OF
THE NET PENSION LIABILITY AND
PENSION CONTRIBUTIONS
SCHOOL EMPLOYEES RETIREMENT SYSTEM (SERS) OF OHIO

LAST TEN FISCAL YEARS

Fiscal Year (1)	District's Proportion of the Net Pension Liability	District's Proportionate Share of the Net Pension Liability	District's Covered Payroll	District's Proportionate Share of the Net Pension Liability as a Percentage of its Covered Payroll	Plan Fiduciary Net Position as a Percentage of the Total Pension Liability
2024	0.316527300%	\$ 17,489,766	\$ 12,972,893	134.82%	76.06%
2023	0.327109500%	17,692,626	11,995,436	147.49%	75.82%
2022	0.297408300%	10,973,504	10,090,743	108.75%	82.86%
2021	0.341710600%	22,601,459	12,046,571	187.62%	68.55%
2020	0.348015200%	20,822,360	11,971,015	173.94%	70.85%
2019	0.345897400%	19,810,185	11,827,956	167.49%	71.36%
2018	0.362787400%	21,675,746	11,449,329	189.32%	69.50%
2017	0.355711100%	26,034,770	11,084,864	234.87%	62.98%
2016	0.359792600%	20,530,115	10,831,639	189.54%	69.16%
2015	0.379425000%	19,202,483	11,025,354	174.17%	71.70%

Fiscal Year	Contractually Required Contributions	Contributions in Relation to the Contractually Required Contributions	Contribution Deficiency (Excess)	District's Covered Payroll	Contributions as a Percentage of Covered Payroll
2024	\$ 1,997,330	\$ (1,997,330)	\$ -	\$ 14,266,643	14.00%
2023	1,816,205	(1,816,205)	-	12,972,893	14.00%
2022	1,679,361	(1,679,361)	-	11,995,436	14.00%
2021	1,412,704	(1,412,704)	-	10,090,743	14.00%
2020	1,686,520	(1,686,520)	-	12,046,571	14.00%
2019	1,616,087	(1,616,087)	-	11,971,015	13.50%
2018	1,596,774	(1,596,774)	-	11,827,956	13.50%
2017	1,602,906	(1,602,906)	-	11,449,329	14.00%
2016	1,551,881	(1,551,881)	-	11,084,864	14.00%
2015	1,427,610	(1,427,610)	-	10,831,639	13.18%

(1) Amounts presented for each fiscal year were determined as of the District's measurement date which is the prior year-end.

SEE ACCOMPANYING NOTES TO THE REQUIRED SUPPLEMENTARY INFORMATION

**WASHINGTON LOCAL SCHOOL DISTRICT
LUCAS COUNTY, OHIO**

SCHEDULES OF THE REQUIRED SUPPLEMENTARY INFORMATION

SCHEDULE OF THE DISTRICT'S PROPORTIONATE SHARE OF
THE NET PENSION LIABILITY AND
PENSION CONTRIBUTIONS
STATE TEACHERS RETIREMENT SYSTEM (STRS) OF OHIO

LAST TEN FISCAL YEARS

Fiscal Year (1)	District's Proportion of the Net Pension Liability	District's Proportionate Share of the Net Pension Liability	District's Covered Payroll	District's Proportionate Share of the Net Pension Liability as a Percentage of its Covered Payroll	Plan Fiduciary Net Position as a Percentage of the Total Pension Liability
2024	0.337616110%	\$ 72,705,419	\$ 45,956,850	158.20%	80.02%
2023	0.337578950%	75,044,226	44,196,900	169.80%	78.88%
2022	0.338222405%	43,244,774	41,797,800	103.46%	87.78%
2021	0.350155610%	84,725,198	42,598,821	198.89%	75.48%
2020	0.350725320%	77,560,797	41,352,193	187.56%	77.40%
2019	0.345504820%	75,968,752	39,243,271	193.58%	77.31%
2018	0.348708310%	82,836,406	38,709,121	214.00%	75.30%
2017	0.347073980%	116,176,123	36,707,993	316.49%	66.80%
2016	0.345790320%	95,566,330	36,437,257	262.28%	72.10%
2015	0.343304620%	83,503,565	35,076,254	238.06%	74.70%

Fiscal Year	Contractually Required Contributions	Contributions in Relation to the Contractually Required Contributions	Contribution Deficiency (Excess)	District's Covered Payroll	Contributions as a Percentage of Covered Payroll
2024	\$ 6,516,680	\$ (6,516,680)	\$ -	\$ 46,547,714	14.00%
2023	6,433,959	(6,433,959)	-	45,956,850	14.00%
2022	6,187,566	(6,187,566)	-	44,196,900	14.00%
2021	5,851,692	(5,851,692)	-	41,797,800	14.00%
2020	5,963,835	(5,963,835)	-	42,598,821	14.00%
2019	5,789,307	(5,789,307)	-	41,352,193	14.00%
2018	5,494,058	(5,494,058)	-	39,243,271	14.00%
2017	5,419,277	(5,419,277)	-	38,709,121	14.00%
2016	5,139,119	(5,139,119)	-	36,707,993	14.00%
2015	5,101,216	(5,101,216)	-	36,437,257	14.00%

(1) Amounts presented for each fiscal year were determined as of the District's measurement date which is the prior year-end.

SEE ACCOMPANYING NOTES TO THE REQUIRED SUPPLEMENTARY INFORMATION

**WASHINGTON LOCAL SCHOOL DISTRICT
LUCAS COUNTY, OHIO**

SCHEDULES OF THE REQUIRED SUPPLEMENTARY INFORMATION

SCHEDULE OF THE DISTRICT'S PROPORTIONATE SHARE OF
THE NET OPEB LIABILITY AND
OPEB CONTRIBUTIONS
SCHOOL EMPLOYEES RETIREMENT SYSTEM (SERS) OF OHIO

LAST EIGHT AND TEN FISCAL YEARS

Fiscal Year (1) (2)	District's Proportion of the Net OPEB Liability	District's Proportionate Share of the Net OPEB Liability	District's Covered Payroll	District's Proportionate Share of the Net OPEB Liability as a Percentage of its Covered Payroll	Plan Fiduciary Net Position as a Percentage of the Total OPEB Liability
2024	0.325272600%	\$ 5,358,689	\$ 12,972,893	41.31%	30.02%
2023	0.332518000%	4,668,587	11,995,436	38.92%	30.34%
2022	0.305446900%	5,780,833	10,090,743	57.29%	24.08%
2021	0.354379100%	7,701,818	12,046,571	63.93%	18.17%
2020	0.355845500%	8,948,766	11,971,015	74.75%	15.57%
2019	0.351154000%	9,741,961	11,827,956	82.36%	13.57%
2018	0.367476600%	9,862,106	11,449,329	86.14%	12.46%
2017	0.359650960%	10,251,383	11,084,864	92.48%	11.49%

Fiscal Year	Contractually Required Contributions	Contributions in Relation to the Contractually Required Contributions	Contribution Deficiency (Excess)	District's Covered Payroll	Contributions as a Percentage of Covered Payroll
2024	\$ 223,264	\$ (223,264)	\$ -	\$ 14,266,643	2.00%
2023	235,433	(235,433)	-	12,972,893	1.81%
2022	207,157	(207,157)	-	11,995,436	1.73%
2021	190,589	(190,589)	-	10,090,743	1.89%
2020	226,652	(226,652)	-	12,046,571	1.88%
2019	273,295	(273,295)	-	11,971,015	2.28%
2018	249,919	(249,919)	-	11,827,956	2.11%
2017	197,190	(197,190)	-	11,449,329	1.72%
2016	178,453	(178,453)	-	11,084,864	1.61%
2015	278,044	(278,044)	-	10,831,639	2.57%

(1) Amounts presented for each fiscal year were determined as of the District's measurement date which is the prior year-end.

(2) Information prior to 2017 is not available. Schedule is intended to show information for 10 years.

Additional years will be displayed as they become available.

SEE ACCOMPANYING NOTES TO THE REQUIRED SUPPLEMENTARY INFORMATION

**WASHINGTON LOCAL SCHOOL DISTRICT
LUCAS COUNTY, OHIO**

SCHEDULES OF THE REQUIRED SUPPLEMENTARY INFORMATION

SCHEDULE OF THE DISTRICT'S PROPORTIONATE SHARE OF
THE NET OPEB LIABILITY/(ASSET) AND
OPEB CONTRIBUTIONS
STATE TEACHERS RETIREMENT SYSTEM (STRS) OF OHIO

LAST EIGHT AND TEN FISCAL YEARS

Fiscal Year (1) (2)	District's Proportion of the Net OPEB Liability/(Asset)	District's Proportionate Share of the Net OPEB Liability/(Asset)	District's Covered Payroll	District's Proportionate Share of the Net OPEB Liability/(Asset) as a Percentage of its Covered Payroll	Plan Fiduciary Net Position as a Percentage of the Total OPEB Liability/(Asset)
2024	0.337616110%	\$ (6,566,167)	\$ 45,956,850	14.29%	168.52%
2023	0.337578950%	(8,741,041)	44,196,900	19.78%	230.73%
2022	0.338222405%	(7,131,143)	41,797,800	17.06%	174.73%
2021	0.350155610%	(6,153,982)	42,598,821	14.45%	182.10%
2020	0.350725320%	(5,808,852)	41,352,193	14.05%	174.74%
2019	0.345504820%	(5,551,909)	39,243,271	14.15%	176.00%
2018	0.348708310%	13,605,312	38,709,121	35.15%	47.10%
2017	0.347073980%	18,561,607	36,707,993	50.57%	37.30%

Fiscal Year	Contractually Required Contributions	Contributions in Relation to the Contractually Required Contributions	Contribution Deficiency (Excess)	District's Covered Payroll	Contributions as a Percentage of Covered Payroll
2024	\$ -	\$ -	\$ -	\$ 46,547,714	0.00%
2023	-	-	-	45,956,850	0.00%
2022	-	-	-	44,196,900	0.00%
2021	-	-	-	41,797,800	0.00%
2020	-	-	-	42,598,821	0.00%
2019	-	-	-	41,352,193	0.00%
2018	-	-	-	39,243,271	0.00%
2017	-	-	-	38,709,121	0.00%
2016	-	-	-	36,707,993	0.00%
2015	-	-	-	36,437,257	0.00%

(1) Amounts presented for each fiscal year were determined as of the District's measurement date which is the prior year-end.

(2) Information prior to 2017 is not available. Schedule is intended to show information for 10 years.

Additional years will be displayed as they become available.

SEE ACCOMPANYING NOTES TO THE REQUIRED SUPPLEMENTARY INFORMATION

**WASHINGTON LOCAL SCHOOL DISTRICT
LUCAS COUNTY, OHIO**

**NOTES TO THE REQUIRED SUPPLEMENTARY INFORMATION
FOR THE FISCAL YEAR ENDED JUNE 30, 2024**

NOTE 1 - BUDGETARY PROCESS

While reporting financial position, results of operations, and changes in fund balance on the basis of generally accepted accounting principles (GAAP), the budgetary basis as provided by law is based upon accounting for certain transactions on a basis of cash receipts and disbursements.

The statement of revenue, expenditures and changes in fund balance - budget and actual (non-GAAP budgetary basis) presented for the general fund is presented on the budgetary basis to provide a meaningful comparison of actual results with the budget. The major differences between the budget basis and the GAAP basis are that:

- (a) Revenues and other financing sources are recorded when received in cash (budget basis) as opposed to when susceptible to accrual (GAAP basis);
- (b) Expenditures and other financing uses are recorded when paid in cash (budget basis) as opposed to when the liability is incurred (GAAP basis);
- (c) In order to determine compliance with Ohio law, and to reserve that portion of the applicable appropriation, total outstanding encumbrances (budget basis) are recorded as the equivalent of an expenditure, as opposed to assigned or committed fund balance for that portion of outstanding encumbrances not already recognized as an account payable (GAAP basis); and
- (d) Some funds are included in the general fund (GAAP basis), but have separate legally adopted budgets (budget basis).

The adjustments necessary to convert the results of operations for the year on the budget basis to the GAAP basis is as follows:

Net Change in Fund Balance

	<u>General fund</u>
Budget basis	\$ 10,078,311
Net adjustment for revenue accruals	273,829
Net adjustment for expenditure accruals	(576,687)
Net adjustment for other sources/uses	20,319
Funds budgeted elsewhere	(46,315)
Adjustments for encumbrances	<u>1,132,192</u>
GAAP Basis	<u>\$ 10,881,649</u>

As part of Governmental Accounting Standards Board Statement No. 54, "Fund Balance Reporting", certain funds that are legally budgeted in separate special revenue funds are considered part of the general fund. This includes the community programs fund, uniform school supplies fund, public school support fund, stale checks fund, and the underground storage tank fund.

**WASHINGTON LOCAL SCHOOL DISTRICT
LUCAS COUNTY, OHIO**

**NOTES TO THE REQUIRED SUPPLEMENTARY INFORMATION
FOR THE FISCAL YEAR ENDED JUNE 30, 2024**

NOTE 2 - PENSIONS & OTHER POSTEMPLOYMENT BENEFITS (OPEB)

PENSION

SCHOOL EMPLOYEES RETIREMENT SYSTEM (SERS) OF OHIO

Change in benefit terms:

- There were no changes in benefit terms from the amounts reported for fiscal year 2015.
- There were no changes in benefit terms from the amounts reported for fiscal year 2016.
- There were no changes in benefit terms from the amounts reported for fiscal year 2017.
- For fiscal year 2018, SERS changed from a fixed 3% annual increase to a Cost of Living Adjustment (COLA) based on the changes in the Consumer Price Index (CPI-W), with a cap of 2.5% and a floor of 0%.
- For fiscal year 2019, with the authority granted the Board under Senate Bill 8, the Board has enacted a three year COLA delay for future benefit recipients commencing benefits on or after April 1, 2018.
- There were no changes in benefit terms from the amounts previously reported for fiscal year 2020.
- There were no changes in benefit terms from the amounts previously reported for fiscal year 2021.
- For fiscal year 2022, SERS changed from a Cost of Living Adjustment (COLA) of 2.5% to 2.0%.
- There were no changes in benefit terms from the amounts reported for fiscal year 2023.
- There were no changes in benefit terms from the amounts reported for fiscal year 2024.

Change in assumptions:

- There were no changes in methods and assumptions used in the calculation of actuarial determined contributions for fiscal year 2015.
- There were no changes in methods and assumptions used in the calculation of actuarial determined contributions for fiscal year 2016.
- For fiscal year 2017, the following changes of assumptions affected the total pension liability since the prior measurement date: (a) the assumed rate of inflation was reduced from 3.25% to 3.00%, (b) payroll growth assumption was reduced from 4.00% to 3.50%, (c) assumed real wage growth was reduced from 0.75% to 0.50%, (d) rates of withdrawal, retirement and disability were updated to reflect recent experience, (e) mortality among active members was updated to RP-2014 Blue Collar Mortality Table with fully generational projection and a five year age set-back for both males and females, (f) mortality among service retired members and beneficiaries was updated to the following RP-2014 Blue Collar Mortality Table with fully generational projection with Scale BB, 120% of male rates and 110% of female rates, (g) mortality among disabled members was updated to RP-2000 Disabled Mortality Table, 90% for male rates and 100% for female rates, set back five years is used for the period after disability retirement and (h) the discount rate was reduced from 7.75% to 7.50%.
- There were no changes in methods and assumptions used in the calculation of actuarial determined contributions for fiscal year 2018.
- There were no changes in methods and assumptions used in the calculation of actuarial determined contributions for fiscal year 2019.
- There were no changes in methods and assumptions used in the calculation of actuarial determined contributions for fiscal year 2020.
- There were no changes in methods and assumptions used in the calculation of actuarial determined contributions for fiscal year 2021.
- For fiscal year 2022, the following changes of assumptions affected the total pension liability since the prior measurement date: (a) wage inflation decreased from 3.00% to 2.40%, (b) future salary increases changed from 3.50%-18.20% to 3.25%-13.58%, (c) investment rate of return decreased from 7.50% to 7.00%, (d) discount rate decreased from 7.50% to 7.00% and (e) mortality tables changed from the RP-2014 Blue Collar mortality table to the PUB-2010 General Employee Amount Weighted Below Median Healthy Retiree mortality table.

**WASHINGTON LOCAL SCHOOL DISTRICT
LUCAS COUNTY, OHIO**

**NOTES TO THE REQUIRED SUPPLEMENTARY INFORMATION
FOR THE FISCAL YEAR ENDED JUNE 30, 2024**

NOTE 2 - PENSIONS & OTHER POSTEMPLOYMENT BENEFITS (OPEB) - (Continued)

- There were no changes in methods and assumptions used in the calculation of actuarial determined contributions for fiscal year 2023.
- There were no changes in methods and assumptions used in the calculation of actuarial determined contributions for fiscal year 2024.

STATE TEACHERS RETIREMENT SYSTEM (STRS) OF OHIO

Change in benefit terms:

- There were no changes in benefit terms from the amounts reported for fiscal year 2015.
- There were no changes in benefit terms from the amounts reported for fiscal year 2016.
- There were no changes in benefit terms from the amounts reported for fiscal year 2017.
- For fiscal year 2018, STRS decreased the Cost of Living Adjustment (COLA) to zero.
- There were no changes in benefit terms from amounts previously reported for fiscal year 2019.
- There were no changes in benefit terms from amounts previously reported for fiscal year 2020.
- There were no changes in benefit terms from amounts previously reported for fiscal year 2021.
- There were no changes in benefit terms from amounts previously reported for fiscal year 2022.
- There were no changes in benefit terms from amounts previously reported for fiscal year 2023.

Changes in assumptions:

- There were no changes in methods and assumptions used in the calculation of actuarial determined contributions for fiscal year 2015.
- There were no changes in methods and assumptions used in the calculation of actuarial determined contributions for fiscal year 2016.
- There were no changes in methods and assumptions used in the calculation of actuarial determined contributions for fiscal year 2017.
- For fiscal year 2018, the following changes of assumption affected the total pension liability since the prior measurement date: (a) the long-term expected rate of return was reduced from 7.75% to 7.45%, (b) the inflation assumption was lowered from 2.75% to 2.50%, (c) the payroll growth assumption was lowered to 3.00%, (d) total salary increases rate was lowered by decreasing the merit component of the individual salary increases, in addition to a decrease of 0.25% due to lower inflation, (e) the healthy and disabled mortality assumptions were updated to the RP-2014 mortality tables with generational improvement scale MP-2016 and (f) rates of retirement, termination and disability were modified to better reflect anticipated future experience.
- There were no changes in methods and assumptions used in the calculation of actuarial determined contributions for fiscal year 2019.
- There were no changes in methods and assumptions used in the calculation of actuarial determined contributions for fiscal year 2020.
- There were no changes in methods and assumptions used in the calculation of actuarial determined contributions for fiscal year 2021.
- For fiscal year 2022, the following changes of assumption affected the total pension liability since the prior measurement date: (a) the long-term expected rate of return was reduced from 7.45% to 7.00% and (b) the discount rate of return was reduced from 7.45% to 7.00%.
- For fiscal year 2023, the following changes of assumption affected the total pension liability since the prior measurement date: the projected salary increases went from 12.50% at age 20 to 2.50% at age 65 to varies by service from 2.50% to 8.50%.
- There were no changes in methods and assumptions used in the calculation of actuarial determined contributions for fiscal year 2024.

**WASHINGTON LOCAL SCHOOL DISTRICT
LUCAS COUNTY, OHIO**

**NOTES TO THE REQUIRED SUPPLEMENTARY INFORMATION
FOR THE FISCAL YEAR ENDED JUNE 30, 2024**

NOTE 2 - PENSIONS & OTHER POSTEMPLOYMENT BENEFITS (OPEB) - (Continued)

OTHER POSTEMPLOYMENT BENEFITS (OPEB)

SCHOOL EMPLOYEES RETIREMENT SYSTEM (SERS) OF OHIO

Change in benefit terms:

- There were no changes in benefit terms from the amounts reported for fiscal year 2017.
- There were no changes in benefit terms from the amounts reported for fiscal year 2018.
- There were no changes in benefit terms from the amounts reported for fiscal year 2019.
- There were no changes in benefit terms from the amounts reported for fiscal year 2020.
- There were no changes in benefit terms from the amounts reported for fiscal year 2021.
- There were no changes in benefit terms from the amounts reported for fiscal year 2022.
- There were no changes in benefit terms from the amounts reported for fiscal year 2023.
- There were no changes in benefit terms from the amounts reported for fiscal year 2024.

Change in assumptions:

- There were no changes in methods and assumptions used in the calculation of actuarial determined contributions for fiscal year 2017.
- For fiscal year 2018, the following changes of assumptions affected the total OPEB liability since the prior measurement date: (a) assumed rate of inflation was reduced from 3.25% to 3.00%, (b) payroll growth assumption was reduced from 4.00% to 3.50%, (c) assumed real wage growth was reduced from 0.75% to 0.50%, (d) rates of withdrawal, retirement, and disability were updated to reflect recent experience, (e) mortality among active members was updated to the following: RP-2014 Blue Collar Mortality Table with fully generational projection and a five-year age set-back for both males and females, (f) mortality among service retired members and beneficiaries was updated to the following: RP-2014 Blue Collar Mortality Table with fully generational projection with Scale BB, 120% of male rates, and 110% of female rates, (g) mortality among disabled members was updated to the following: RP-2000 Disabled Mortality Table, 90% for male rates and 100% for female rates, set back five years is used for the period after disability retirement, (h) the municipal bond index rate increased from 2.92% to 3.56% and (i) the single equivalent interest rate, net of plan investment expense, including price inflation increased from 2.98% to 3.63%.
- For fiscal year 2019, the following changes of assumptions affected the total OPEB liability since the prior measurement date: (a) the discount rate increased from 3.63% to 3.70%, (b) the health care cost trend rates for Medicare were changed from a range of 5.50%-5.00% to a range of 5.375%-4.75% and Pre-Medicare were changed from a range of 7.50%-5.00% to a range of 7.25%-4.75%, (c) the municipal bond index rate increased from 3.56% to 3.62% and (d) the single equivalent interest rate, net of plan investment expense, including price inflation increased from 3.63% to 3.70%.
- For fiscal year 2020, the following changes of assumptions affected the total OPEB liability since the prior measurement date: (a) the discount rate decreased from 3.70% to 3.22%, (b) the health care cost trend rates for Medicare were changed from a range of 5.375%-4.75% to a range of 5.25%-4.75% and Pre-Medicare were changed from a range of 7.25%-4.75% to a range of 7.00%-4.75%, (c) the municipal bond index rate decreased from 3.62% to 3.13% and (d) the single equivalent interest rate, net of plan investment expense, including price inflation decreased from 3.70% to 3.22%.
- For fiscal year 2021, the following changes of assumptions affected the total OPEB liability since the prior measurement date: (a) the discount rate decreased from 3.22% to 2.63% and (b) the municipal bond index rate decreased from 3.13% to 2.45%, and (c) the single equivalent interest rate, net of plan investment expense, including price inflation decreased from 3.22% to 2.63%.

**WASHINGTON LOCAL SCHOOL DISTRICT
LUCAS COUNTY, OHIO**

**NOTES TO THE REQUIRED SUPPLEMENTARY INFORMATION
FOR THE FISCAL YEAR ENDED JUNE 30, 2024**

NOTE 2 - PENSIONS & OTHER POSTEMPLOYMENT BENEFITS (OPEB) - (Continued)

- For fiscal year 2022, the following changes of assumptions affected the total OPEB liability since the prior measurement date: (a) wage inflation decreased from 3.00% to 2.40%, (b) future salary increases changed from 3.50%-18.20% to 3.25%-13.58%, (c) investment rate of return decreased from 7.50% to 7.00%, (d) discount rate decreased from 7.50% to 7.00% and (e) mortality tables changed from the RP-2014 Blue Collar mortality table to the PUB-2010 General Employee Amount Weighted Below Median Healthy Retiree mortality table.
- For fiscal year 2023, the following changes of assumptions affected the total OPEB liability since the prior measurement date: (a) municipal bond index rate went from 1.92% to 3.69%, (b) single equivalent interest rate when from 2.27% to 4.08% and (c) medical trend assumptions went from 5.125% to 4.40% Medicare and 6.75% to 4.40% Pre-Medicare to 7.00% to 4.40%.
- For fiscal year 2024, the following changes of assumptions affect the total OPEB liability since the prior measurement date: (a) municipal bond index rate went from 3.69% to 3.86%, (b) single equivalent interest rate when from 4.08% to 4.27% and (c) medical trend assumptions went from 7.00% to 4.40% to 6.75% to 4.40%.

STATE TEACHERS RETIREMENT SYSTEM (STRS) OF OHIO

Change in benefit terms:

- There were no changes in benefit terms from the amounts previously reported for fiscal year 2017.
- For fiscal year 2018, STRS reduced the subsidy multiplier for non-Medicare benefit recipients from 2.1% to 1.9% per year of service. Medicare Part B premium reimbursements were discontinued for certain survivors and beneficiaries and all remaining Medicare Part B premium reimbursements will be discontinued beginning January 2019.
- For fiscal year 2019, STRS increased the subsidy multiplier for non-Medicare benefit recipients from 1.9% to 1.944% per year of service effective January 1, 2019. The non-Medicare frozen subsidy base premium was increased January 1, 2019 and all remaining Medicare Part B premium reimbursements will be discontinued beginning January 1, 2020.
- For fiscal year 2020, STRS increased the subsidy percentage from 1.944% to 1.984% effective January 1, 2020. The Medicare subsidy percentages were adjusted effective January 1, 2021 to 2.1% for the Medicare plan. The Medicare Part B monthly reimbursement elimination date was postponed to January 1, 2021.
- For fiscal year 2021, the non-Medicare subsidy percentage was increased effective January 1, 2021 from 1.984% to 2.055% per year of service. The non-Medicare frozen subsidy base premium was increased effective January 1, 2021. The Medicare subsidy percentages were adjusted effective January 1, 2021 to 2.1% for the AMA Medicare plan. The Medicare Part B monthly reimbursement elimination date was postponed indefinitely.
- For fiscal year 2022, the non-Medicare subsidy percentage was increased effective January 1, 2022 from 2.055% to 2.100%. The non-Medicare frozen subsidy base premium was increased effective January 1, 2022. The Medicare Part D subsidy was updated to reflect it is expected to be negative in CY2022. The Part B monthly reimbursement elimination date was postponed indefinitely.
- There were no changes in benefit terms from the amounts previously reported for fiscal year 2023.
- There were no changes in benefit terms from the amounts previously reported for fiscal year 2024.

**WASHINGTON LOCAL SCHOOL DISTRICT
LUCAS COUNTY, OHIO**

**NOTES TO THE REQUIRED SUPPLEMENTARY INFORMATION
FOR THE FISCAL YEAR ENDED JUNE 30, 2024**

NOTE 2 - PENSIONS & OTHER POSTEMPLOYMENT BENEFITS (OPEB) - (Continued)

Change in assumptions:

- There were no changes in methods and assumptions used in the calculation of actuarial determined contributions for fiscal year 2017.
- For fiscal year 2018, the following changes of assumptions affected the total OPEB liability since the prior measurement date: (a) the discount rate was increased from 3.26% to 4.13% based on the methodology defined under GASB Statement No. 74, Financial Reporting for Postemployment Benefit Plans Other Than Pension Plans (OPEB), (b) the long term expected rate of return was reduced from 7.75% to 7.45%, (c) valuation year per capita health care costs were updated, and the salary scale was modified, (d) the percentage of future retirees electing each option was updated based on current data and the percentage of future disabled retirees and terminated vested participants electing health coverage were decreased and (e) the assumed mortality, disability, retirement, withdrawal and future health care cost trend rates were modified along with the portion of rebated prescription drug costs.
- For fiscal year 2019, the following changes of assumptions affected the total OPEB liability/asset since the prior measurement date: (a) the discount rate was increased from the blended rate of 4.13% to the long-term expected rate of return of 7.45% based on the methodology defined under GASB Statement No. 74, Financial Reporting for Postemployment Benefit Plans Other Than Pension Plans (OPEB) and (b) decrease in health care cost trend rates from 6.00%-11.00% initial; 4.50% ultimate down to Medical Pre-Medicare 6.00% and Medicare 5.00% initial; 4.00% ultimate and Prescription Drug Pre-Medicare 8.00% and Medicare (5.23%) initial; 4.00% ultimate.
- For fiscal year 2020, health care cost trend rates were changed to the following: medical pre-Medicare from 6.00% initial - 4.00% ultimate down to 5.87% initial - 4.00% ultimate; medical Medicare from 5.00% initial - 4.00% ultimate down to 4.93% initial - 4.00% ultimate; prescription drug pre-Medicare from 8.00% initial - 4.00% ultimate down to 7.73% initial - 4.00% ultimate and (5.23%) initial - 4.00% ultimate up to 9.62% initial - 4.00% ultimate.
- For fiscal year 2021, health care cost trend rates were changed to the following: medical pre-Medicare from 5.87% initial - 4.00% ultimate down to 5.00% initial - 4.00% ultimate; medical Medicare from 4.93% initial - 4.00% ultimate down to -6.69% initial - 4.00% ultimate; prescription drug pre-Medicare from 7.73% initial - 4.00% ultimate down to 6.50% initial - 4.00% ultimate; prescription drug Medicare from 9.62% initial - 4.00% ultimate up to 11.87% initial - 4.00% ultimate.
- For fiscal year 2022, the following changes of assumption affected the total OPEB liability since the prior measurement date: (a) the long-term expected rate of return was reduced from 7.45% to 7.00%, (b) the discount rate of return was reduced from 7.45% to 7.00% and (c) health care cost trend rates were changed to the following: medical Medicare from -6.69% initial - 4.00% ultimate down to -16.18% initial - 4.00% ultimate; prescription drug Medicare from 11.87% initial - 4.00% ultimate up to 29.98% initial - 4.00% ultimate.
- For fiscal year 2023, the following changes of assumption affected the total OPEB liability since the prior measurement date: (a) projected salary increase went from 12.50% at age 20 to 2.50% at age 65 to varies by services from 2.50% to 8.50% and (b) health care cost trend rates were changed to the following: Pre-Medicare from 5.00% initial - 4.00% ultimate to 7.50% initial - 3.94% ultimate; medical Medicare from -16.18% initial - 4.00% ultimate to -68.78% initial - 3.94% ultimate; prescription drug Pre-Medicare from 6.50% initial - 4.00% ultimate to 9.00% initial - 3.94% ultimate; Medicare from 29.98% initial - 4.00% ultimate to -5.47% initial - 3.94% ultimate.
- For fiscal year 2024, the following changes of assumption affected the total OPEB liability since the prior measurement date: (a) health care cost trend rates were changed to the following: Pre-Medicare from 7.50% initial - 3.94% ultimate to 7.50% initial - 4.14% ultimate; medical Medicare from -68.78% initial - 3.94% ultimate to -10.94% initial - 4.14% ultimate; prescription drug Pre-Medicare from 9.00% initial - 3.94% ultimate to -11.95% initial - 4.14% ultimate; Medicare from -5.47% initial - 3.94% ultimate to 1.33% initial - 4.14% ultimate.

**WASHINGTON LOCAL SCHOOL DISTRICT
LUCAS COUNTY**

**SCHEDULE OF EXPENDITURES OF FEDERAL AWARDS
FOR THE FISCAL YEAR ENDED JUNE 30, 2024**

FEDERAL GRANTOR <i>Pass Through Grantor</i> Program / Cluster Title	Assistance Listing Number	Total Federal Expenditures
U.S. DEPARTMENT OF AGRICULTURE		
<i>Passed Through Ohio Department of Education and Workforce</i>		
<u>Child Nutrition Cluster:</u>		
School Breakfast Program	10.553	\$ 583,934
School Breakfast Program - Summer	10.553	5,432
Total School Breakfast Program		<u>589,366</u>
 National School Lunch Program	 10.555	 2,439,366
National School Lunch Program - Summer	10.555	14,517
Non-Cash Assistance (Food Distribution)	10.555	203,316
COVID-19 National School Lunch Program	10.555	173,901
Total National School Lunch Program		<u>2,831,100</u>
 Total Child Nutrition Cluster		 <u>3,420,466</u>
 Child and Adult Care Food Program	 10.558	 <u>48,191</u>
Total U.S. Department of Agriculture		<u>3,468,657</u>
U.S. DEPARTMENT OF TREASURY		
<i>Passed Through Ohio Facilities Construction Commission</i>		
COVID-19 Coronavirus State and Local Fiscal Recovery Funds	21.027	<u>576,549</u>
Total U.S. Department of Treasury		<u>576,549</u>
U.S. DEPARTMENT OF EDUCATION		
<i>Passed Through Ohio Department of Education and Workforce</i>		
<u>Special Education Cluster:</u>		
Special Education_Grants to States (IDEA, Part B)	84.027	1,935,701
Special Education_Grants to States (IDEA, Part B): Restoration ARP	84.027	52,811
Special Education Preschool Grants (IDEA, Part B)	84.173X	4,811
Special Education Preschool Grants (IDEA, Part B): ARP	84.173X	<u>12,796</u>
Total Special Education Cluster		<u>2,006,119</u>
 Title I Grants to Local Educational Agencies	 84.010	 2,553,478
Career and Technical Education - Basic Grants to States	84.048	145,548
English Language Acquisition State Grants	84.365	14,056
Supporting Effective Instruction State Grants (Formerly Improving Teacher Quality State Grants)	84.367	285,917
Student Support and Academic Enrichment Program	84.424	173,688
<u>Education Stabilization Fund:</u>		
COVID-19 Elementary and Secondary School Emergency Relief (ESSER II)	84.425D	6
COVID-19 Elementary and Secondary School Emergency Relief (ARP)	84.425D	9,880
COVID-19 American Rescue Plan - Elementary and Secondary School Emergency Relief (ARP ESSER) Fund	84.425U	5,086,915
Total Education Stabilization Fund		<u>5,096,801</u>
Total U.S. Department of Education		<u>10,275,607</u>
Total Expenditures of Federal Awards		<u>\$ 14,320,813</u>

The accompanying notes are an integral part of this schedule.

**WASHINGTON LOCAL SCHOOL DISTRICT
LUCAS COUNTY**

**NOTES TO THE SCHEDULE OF EXPENDITURES OF FEDERAL AWARDS
2 CFR 200.510(b)(6)
FOR THE FISCAL YEAR ENDED JUNE 30, 2024**

NOTE A – BASIS OF PRESENTATION

The accompanying Schedule of Expenditures of Federal Awards (the Schedule) includes the federal award activity of Washington Local School District, Lucas County, Ohio (the District) under programs of the federal government for the year ended June 30, 2024. The information on this Schedule is prepared in accordance with the requirements of Title 2 U.S. *Code of Federal Regulations* Part 200, *Uniform Administrative Requirements, Cost Principles, and Audit Requirements for Federal Awards* (Uniform Guidance). Because the Schedule presents only a selected portion of the operations of the District, it is not intended to and does not present the financial position, changes in net position, or cash flows of the District.

NOTE B – SUMMARY OF SIGNIFICANT ACCOUNTING POLICIES

Expenditures reported on the Schedule are reported on the cash basis of accounting. Such expenditures are recognized following the cost principles contained in Uniform Guidance wherein certain types of expenditures may or may not be allowable or may be limited as to reimbursement.

NOTE C – INDIRECT COST RATE

The District has elected not to use the 10-percent de minimis indirect cost rate as allowed under the Uniform Guidance.

NOTE D – CHILD NUTRITION CLUSTER

The District commingles cash receipts from the U.S. Department of Agriculture with similar State grants. When reporting expenditures on this Schedule, the District assumes it expends federal monies first.

NOTE E – FOOD DONATION PROGRAM

The District reports commodities consumed on the Schedule at the fair value or entitlement value. The District allocated donated food commodities to the respective program that benefitted from the use of those donated food commodities.

NOTE F – TRANSFERS BETWEEN PROGRAM YEARS

Federal regulations require schools to obligate certain federal awards by June 30. However, with the Ohio Department of Education and Workforce's consent, schools can transfer unobligated amounts to the subsequent fiscal year's program. The District transferred the following amounts from 2024 to 2025 programs:

<u>Program Title</u>	<u>AL Number</u>	<u>Amt. Transferred</u>
Title I Grants to Local Educational Agencies	84.010	\$ 352,658
Supporting Effective Instruction State Grants	84.367	\$ 126,377
English Language Acquisition State Grants (formerly Improving Teacher Quality State Grants)	84.365	\$ 8,968
Student Support and Academic Enrichment Program	84.424	\$ 58,771
Special Education_Grants to States	84.027	\$ 592,326

This page intentionally left blank.



65 East State Street
Columbus, Ohio 43215
ContactUs@ohioauditor.gov
800-282-0370

**INDEPENDENT AUDITOR'S REPORT ON INTERNAL CONTROL OVER
FINANCIAL REPORTING AND ON COMPLIANCE AND OTHER MATTERS
REQUIRED BY GOVERNMENT AUDITING STANDARDS**

Washington Local School District
Lucas County
3505 West Lincolnshire Boulevard
Toledo, Ohio 43606-1299

To the Board of Education:

We have audited, in accordance with the auditing standards generally accepted in the United States of America and the standards applicable to financial audits contained in *Government Auditing Standards* issued by the Comptroller General of the United States (*Government Auditing Standards*), the financial statements of the governmental activities, each major fund, and the aggregate remaining fund information of Washington Local School District, Lucas County, Ohio (the District) as of and for the year ended June 30, 2024, and the related notes to the financial statements, which collectively comprise the District's basic financial statements and have issued our report thereon dated June 11, 2025.

Report on Internal Control Over Financial Reporting

In planning and performing our audit of the financial statements, we considered the District's internal control over financial reporting (internal control) as a basis for designing audit procedures that are appropriate in the circumstances for the purpose of expressing our opinions on the financial statements, but not for the purpose of expressing an opinion on the effectiveness of the District's internal control. Accordingly, we do not express an opinion on the effectiveness of the District's internal control.

A *deficiency in internal control* exists when the design or operation of a control does not allow management or employees, in the normal course of performing their assigned functions, to prevent, or detect and correct misstatements on a timely basis. A *material weakness* is a deficiency, or a combination of deficiencies, in internal control, such that there is a reasonable possibility that a material misstatement of the District's financial statements will not be prevented, or detected and corrected, on a timely basis. A *significant deficiency* is a deficiency, or a combination of deficiencies, in internal control that is less severe than a material weakness, yet important enough to merit attention by those charged with governance.

Our consideration of internal control was for the limited purpose described in the first paragraph of this section and was not designed to identify all deficiencies in internal control that might be material weaknesses or significant deficiencies. Given these limitations, during our audit we did not identify any deficiencies in internal control that we consider to be material weaknesses. However, material weaknesses or significant deficiencies may exist that were not identified.

Report on Compliance and Other Matters

As part of obtaining reasonable assurance about whether the District's financial statements are free from material misstatement, we performed tests of its compliance with certain provisions of laws, regulations, contracts, and grant agreements, noncompliance with which could have a direct and material effect on the financial statements. However, providing an opinion on compliance with those provisions was not an objective of our audit and accordingly, we do not express such an opinion. The results of our tests disclosed no instances of noncompliance or other matters that are required to be reported under *Government Auditing Standards*.

Purpose of This Report

The purpose of this report is solely to describe the scope of our testing of internal control and compliance and the results of that testing, and not to provide an opinion on the effectiveness of the District's internal control or on compliance. This report is an integral part of an audit performed in accordance with *Government Auditing Standards* in considering the District's internal control and compliance. Accordingly, this communication is not suitable for any other purpose.



Keith Faber
Auditor of State
Columbus, Ohio

June 11, 2025



65 East State Street
Columbus, Ohio 43215
ContactUs@ohioauditor.gov
800-282-0370

**INDEPENDENT AUDITOR'S REPORT ON COMPLIANCE WITH REQUIREMENTS
APPLICABLE TO EACH MAJOR FEDERAL PROGRAM AND ON INTERNAL CONTROL OVER
COMPLIANCE REQUIRED BY THE UNIFORM GUIDANCE**

Washington Local School District
Lucas County
3505 West Lincolnshire Boulevard
Toledo, Ohio 43606-1299

To the Board of Education:

Report on Compliance for Each Major Federal Program

Qualified and Unmodified Opinions

We have audited Washington Local School District's, Lucas County, Ohio (the District) compliance with the types of compliance requirements identified as subject to audit in the U.S. Office of Management and Budget (OMB) *Compliance Supplement* that could have a direct and material effect on each of Washington Local School District's major federal programs for the year ended June 30, 2024. Washington Local School District's major federal programs are identified in the *Summary of Auditor's Results* section of the accompanying schedule of findings.

Qualified Opinion on Coronavirus State and Local Fiscal Recovery Funds

In our opinion, except for the noncompliance described in the *Basis for Qualified and Unmodified Opinions* section of our report, Washington Local School District complied, in all material respects, with the compliance requirements referred to above that could have a direct and material effect on Coronavirus State and Local Fiscal Recovery Funds for the year ended June 30, 2024.

Unmodified Opinion on the Other Major Federal Program

In our opinion, Washington Local School District complied, in all material respects, with the compliance requirements referred to above that could have a direct and material effect on its other major federal program identified in the *Summary of Auditor's Results* section of the accompanying schedule of findings for the year ended June 30, 2024.

Basis for Qualified and Unmodified Opinions

We conducted our audit of compliance in accordance with auditing standards generally accepted in the United States of America (GAAS); the standards applicable to financial audits contained in *Government Auditing Standards* issued by the Comptroller General of the United States (*Government Auditing Standards*); and the audit requirements of Title 2 U.S. *Code of Federal Regulations* Part 200, *Uniform Administrative Requirements, Cost Principles, and Audit Requirements for Federal Awards* (Uniform Guidance). Our responsibilities under those standards and the Uniform Guidance are further described in the *Auditor's Responsibilities for the Audit of Compliance* section of our report.

We are required to be independent of the District and to meet our other ethical responsibilities, in accordance with relevant ethical requirements relating to our audit. We believe that the audit evidence we have obtained is sufficient and appropriate to provide a basis for our qualified and unmodified opinions on compliance for each major federal program. Our audit does not provide a legal determination of the District's compliance with the compliance requirements referred to above.

Matters Giving Rise to Qualified Opinion on Coronavirus State and Local Fiscal Recovery Funds

As described in findings 2024-001 through 2024-003 in the accompanying schedule of findings, the District did not comply with requirements regarding the following:

Finding #	Assistance Listing #	Program (or Cluster) Name	Compliance Requirement
2024-001 and 2024-003	21.027	Coronavirus State and Local Fiscal Recovery Funds	Procurement and Suspension and Debarment
2024-002	21.027	Coronavirus State and Local Fiscal Recovery Funds	Reporting

Compliance with such requirements is necessary, in our opinion, for the District to comply with the requirements applicable to that program.

Responsibilities of Management for Compliance

The District's Management is responsible for compliance with the requirements referred to above and for the design, implementation, and maintenance of effective internal control over compliance with the requirements of laws, statutes, regulations, rules, and provisions of contracts or grant agreements applicable to the District's federal programs.

Auditor's Responsibilities for the Audit of Compliance

Our objectives are to obtain reasonable assurance about whether material noncompliance with the compliance requirements referred to above occurred, whether due to fraud or error, and express an opinion on the District's compliance based on our audit. Reasonable assurance is a high level of assurance but is not absolute assurance and therefore is not a guarantee that an audit conducted in accordance with GAAS, *Government Auditing Standards*, and the Uniform Guidance will always detect material noncompliance when it exists. The risk of not detecting material noncompliance resulting from fraud is higher than for that resulting from error, as fraud may involve collusion, forgery, intentional omissions, misrepresentations, or the override of internal control. Noncompliance with the compliance requirements referred to above is considered material, if there is a substantial likelihood that, individually or in the aggregate, it would influence the judgment made by a reasonable user of the report on compliance about the District's compliance with the requirements of each major federal program as a whole.

In performing an audit in accordance with GAAS, *Government Auditing Standards*, and the Uniform Guidance, we:

- exercise professional judgment and maintain professional skepticism throughout the audit.
- identify and assess the risks of material noncompliance, whether due to fraud or error, and design and perform audit procedures responsive to those risks. Such procedures include examining, on a test basis, evidence regarding the District's compliance with the compliance requirements referred to above and performing such other procedures as we considered necessary in the circumstances.
- obtain an understanding of the District's internal control over compliance relevant to the audit in order to design audit procedures that are appropriate in the circumstances and to test and report on internal control over compliance in accordance with the Uniform Guidance, but not for the purpose of expressing an opinion on the effectiveness of the District's internal control over compliance. Accordingly, no such opinion is expressed.

We are required to communicate with those charged with governance regarding, among other matters, the planned scope and timing of the audit and any significant deficiencies and material weaknesses in internal control over compliance that we identified during the audit.

Other Matters

Government Auditing Standards requires the auditor to perform limited procedures on the District's responses to the noncompliance findings identified in our compliance audit described in the accompanying schedule of findings and corrective action plan. The District's responses were not subjected to the other auditing procedures applied in the audit of compliance and, accordingly, we express no opinion on the responses.

Report on Internal Control Over Compliance

Our consideration of internal control over compliance was for the limited purpose described in the *Auditor's Responsibilities for the Audit of Compliance* section above and was not designed to identify all deficiencies in internal control over compliance that might be material weaknesses or significant deficiencies in internal control over compliance and therefore, material weaknesses or significant deficiencies may exist that were not identified. However, as discussed below, we did identify certain deficiencies in internal control over compliance that we consider to be material weaknesses.

A deficiency in internal control over compliance exists when the design or operation of a control over compliance does not allow management or employees, in the normal course of performing their assigned functions, to prevent, or detect and correct, noncompliance with a type of compliance requirement of a federal program on a timely basis. *A material weakness in internal control over compliance* is a deficiency, or combination of deficiencies, in internal control over compliance, such that there is a reasonable possibility that material noncompliance with a type of compliance requirement of a federal program will not be prevented, or detected and corrected, on a timely basis. *A significant deficiency in internal control over compliance* is a deficiency, or a combination of deficiencies, in internal control over compliance with a type of compliance requirement of a federal program that is less severe than a material weakness in internal control over compliance, yet important enough to merit attention by those charged with governance. We consider the deficiencies in internal control over compliance described in the accompanying schedule of findings as items 2024-001 through 2024-003, to be material weaknesses.

Our audit was not designed for the purpose of expressing an opinion on the effectiveness of internal control over compliance. Accordingly, no such opinion is expressed.

Government Auditing Standards requires the auditor to perform limited procedures on the District's responses to the internal control over compliance findings identified in our audit described in the accompanying schedule of findings and corrective action plan. The District's responses were not subjected to the other auditing procedures applied in the audit of compliance and, accordingly, we express no opinion on the responses.

The purpose of this report on internal control over compliance is solely to describe the scope of our testing of internal control over compliance and the results of this testing based on the requirements of the Uniform Guidance. Accordingly, this report is not suitable for any other purpose.

A handwritten signature in black ink, appearing to read "Keith Faber". The signature is fluid and cursive, with the first name "Keith" and last name "Faber" clearly distinguishable.

Keith Faber
Auditor of State
Columbus, Ohio

June 11, 2025

**WASHINGTON LOCAL SCHOOL DISTRICT
LUCAS COUNTY**

**SCHEDULE OF FINDINGS
2 CFR § 200.515
JUNE 30, 2024**

1. SUMMARY OF AUDITOR'S RESULTS

(d)(1)(i)	Type of Financial Statement Opinion	Unmodified
(d)(1)(ii)	Were there any material weaknesses in internal control reported at the financial statement level (GAGAS)?	No
(d)(1)(ii)	Were there any significant deficiencies in internal control reported at the financial statement level (GAGAS)?	No
(d)(1)(iii)	Was there any reported material noncompliance at the financial statement level (GAGAS)?	No
(d)(1)(iv)	Were there any material weaknesses in internal control reported for major federal programs?	Yes
(d)(1)(iv)	Were there any significant deficiencies in internal control reported for major federal programs?	No
(d)(1)(v)	Type of Major Programs' Compliance Opinion	Unmodified for Child Nutrition Cluster Qualified for Coronavirus State and Local Recovery Funds
(d)(1)(vi)	Are there any reportable findings under 2 CFR § 200.516(a)?	Yes
(d)(1)(vii)	Major Programs (list):	Child Nutrition Cluster Coronavirus State and Local Fiscal Recovery Funds – AL #21.027
(d)(1)(viii)	Dollar Threshold: Type A/B Programs	Type A: > \$ 750,000 Type B: all others
(d)(1)(ix)	Low Risk Auditee under 2 CFR § 200.520?	Yes

**2. FINDINGS RELATED TO THE FINANCIAL STATEMENTS
REQUIRED TO BE REPORTED IN ACCORDANCE WITH GAGAS**

None

3. FINDINGS FOR FEDERAL AWARDS

1. Procurement and Suspension and Debarment

Finding Number:	2024-001
Assistance Listing Number and Title	COVID-19 Coronavirus State and Local Fiscal Recovery Funds – AL #21.027
Federal Award Identification Number / Year:	2024
Federal Agency:	U.S. Department of Treasury
Compliance Requirement:	Procurement and Suspension and Debarment
Pass-Through Entity:	Ohio Facilities Construction Commission
Repeat Finding from Prior Audit?	No

Noncompliance and Material Weakness

2 CFR 1000.10 gives regulatory effect to the U.S. Department of Treasury for **2 CFR § 200.318 through 200.327** which describe specific procedures non-Federal entities must follow when entering into procurement transactions using Federal funds.

2 CFR § 200.214 provides that recipients and subrecipients are subject to the nonprocurement debarment and suspension regulations implementing Executive Orders 12549 and 12689, as well as [2 CFR part 180](#). The regulations in [2 CFR part 180](#) restrict making Federal awards, subawards, and contracts with certain parties that are debarred, suspended, or otherwise excluded from receiving or participating in Federal awards.

31 CFR § 19.300, the U.S. Department of Treasury requires participants entering into a covered transaction with another person at the next lower tier, to verify that the person with whom they intend to do business is not excluded or disqualified by:

- (a) Checking the EPLS (Excluded Parties List System); or
- (b) Collecting a certification from that person if allowed by this rule; or
- (c) Adding a clause or condition to the covered transaction with that person.

Additionally, District Policy: PROCUREMENT - FEDERAL GRANTS/FUNDS, states that for contracts over \$25,000, the District shall confirm that the vendor is not debarred or suspended by either checking the Federal government's System for Award Management, which maintains a list of such debarred or suspended vendors at www.sam.gov ; collecting a certification from the vendor; or adding a clause or condition to the covered transaction with that vendor.

The District did not have the proper internal controls in place to verify that all entities, with whom the District had entered into covered transactions, had not been suspended or debarred. During testing of Ohio K-12 School Safety Grant – Public School Districts, we noted the District entered into two out of four contracts with vendors for more than \$25,000, and there was no evidence the District checked the SAM exclusions, collected a certification from the entity, or added a clause or condition to the covered transaction with the vendor. Due to the deficient internal control structure, the required verifications were not completed for the two covered transactions during Fiscal Year 2024.

Failing to have the appropriate controls in place may result in vendors receiving federal funds that are suspended or debarred.

Prior to entering into covered transactions, the District should verify the vendor is not suspended or debarred by checking the SAM exclusions, collecting a certification from the vendor, or adding a clause or condition to the covered transaction with the vendor.

Officials' Response:

See corrective action plan.

2. Reporting

Finding Number:	2024-002
Assistance Listing Number and Title	COVID-19 Coronavirus State and Local Fiscal Recovery Funds – AL #21.027
Federal Award Identification Number / Year:	2024
Federal Agency:	U.S. Department of Treasury
Compliance Requirement:	Reporting
Pass-Through Entity:	Ohio Facilities Construction Commission
Repeat Finding from Prior Audit?	No

Noncompliance and Material Weakness

2 CFR 1000.10 gives regulatory effect to the U.S. Department of Treasury for **2 CFR § 200.328 through 200.330** which describe specific procedures non-Federal entities must follow for performance and financial monitoring and reporting of Federal funds.

2 CFR § 200.328 states unless otherwise approved by OMB, the Federal awarding agency must solicit only the OMB-approved governmentwide data elements for collection of financial information (at time of publication the Federal Financial Report or such future, OMB-approved, governmentwide data elements available from the OMB-designated standards lead). This information must be collected with the frequency required by the terms and conditions of the Federal award, but no less frequently than annually nor more frequently than quarterly except in unusual circumstances. The Federal awarding agency must use OMB approved common information collections, as applicable, when providing financial and performance reporting information.

The District's grant agreement states that the grantee agrees to comply with any reporting obligations established by Treasury, as it relates to this award. Grantee also agrees to comply with any reporting requirements established by the Grantor, the Office of Budget and Management, or the State of Ohio, as it relates to this award.

The Grantor has established a reporting workbook that is to be completed for each quarter the District reports. The reporting workbook includes four tabs, two of which are required to be completed for each reporting submission.

Due to a lack of internal controls over reporting, the following errors in the completion of the reporting workbook were identified due to a deficient internal control structure:

- Two of the District's quarterly reports were improperly certified.
- Two of the District's quarterly reports inaccurately presented program expenditures.

Failure to properly submit quarterly reports could result in Ohio Facilities Construction Commission taking action against the District for failure to comply with programmatic requirements.

The District should implement policies and procedures to review the reports prior to submission to help ensure the reports are complete and accurate.

Officials' Response:

See corrective action plan.

3. Procurement and Suspension and Debarment

Finding Number:	2024-003
Assistance Listing Number and Title	COVID-19 Coronavirus State and Local Fiscal Recovery Funds – AL #21.027
Federal Award Identification Number / Year:	2024
Federal Agency:	U.S. Department of Treasury
Compliance Requirement:	Procurement and Suspension and Debarment
Pass-Through Entity:	Ohio Facilities Construction Commission
Repeat Finding from Prior Audit?	No

Noncompliance and Material Weakness

2 CFR 100.10 gives regulatory effect to the U.S. Department of Treasury for **2 CFR § 200.318 through 200.327** which describe specific procedures non-Federal entities must follow when entering into procurement transactions using Federal funds.

2 CFR 200.324(a) requires a cost or price analysis be performed for every procurement transaction, including contract modifications, in excess of the simplified acquisition threshold. The method and degree of analysis conducted depend on the facts surrounding the particular procurement transaction. **2 CFR 200.324(c)** states that the “cost plus a percentage of cost” and “percentage of construction costs” methods of contracting must not be used.

Additionally, District Policy: PROCUREMENT - FEDERAL GRANTS/FUNDS, states that the District shall perform a cost or price analysis in connection with every procurement action in excess of \$250,000, including contract modifications. A cost analysis generally means evaluating the separate cost elements that make up the total price, while a price analysis means evaluating the total price, without looking at the individual cost elements. The method and degree of analysis are dependent on the facts surrounding the particular procurement situation; however, the District shall come to an independent estimate prior to receiving bids or proposals.

The District did not have the proper internal controls in place to perform a cost or price analysis for procurements in excess of \$250,000. During testing of Ohio K-12 School Safety Grant – Public School Districts, we noted the District used the sealed bid procurement to award a project in excess of \$250,000, and there was no evidence the District performed a cost or price analysis. Due to the deficient internal control structure, the required cost or price analysis was not completed for the procurement action covering a transaction made in Fiscal Year 2024.

Failing to have the appropriate controls in place may result in awarding contracts to vendors whose bids or proposals are not the most responsive and responsible.

The District should establish and implement internal controls over contracting to ensure they are performing a cost or price analysis for all procurement actions in excess of \$250,000.

Officials' Response:

See corrective action plan.

CORRECTIVE ACTION PLAN
2 CFR § 200.511(c)
MAY 27, 2025

Finding Number:

2024-001 / Procurement and Suspension and Debarment


Planned Corrective Action:

Create a detailed, step-by-step process for federal procurement to ensure compliance and awareness among all staff responsible for spending and reporting federal funds.

[Washington Local Schools - Federal Grants Management Process](#)

The district has also since enrolled with Bonefish, a partner of OASBO and Ohio Schools Council (OSC) to satisfy all requirements of securing vendors/entities using the Federal government's System for Award Management (SAM). This will create the proper internal controls that were lacking.

Bonefish Systems, LLC



Bonefish Systems is an information technology provider of payment risk detection and compliance automation software, financial solutions, and IT consulting and services. Bonefish Systems, used by more than 350 districts across the state, provides its Complete Accounts Payable Monitoring Payroll and Vendor Audit System Solution (eVAS/ePAS) to help ensure districts have the BEST protection and information while reviewing and approving funds. Because of their recent growth, deeper discounts have been established and passed along to all OSC members.

Anticipated Completion Date:

June 30, 2025

Responsible Contact Person:

Jeffery S. Fouke, Treasurer
Kristine Martin, Superintendent
Grant Originator

Finding Number:**2024-002 / Reporting**

Planned Corrective Action:

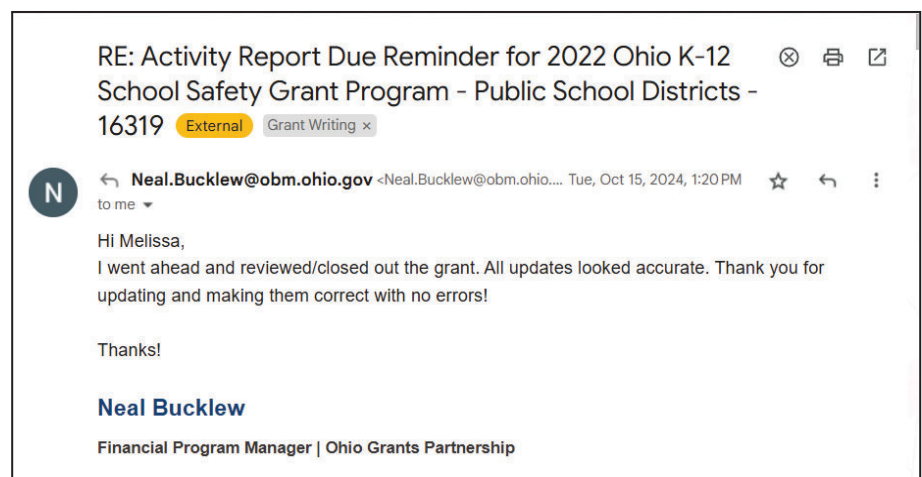
Create a detailed, step-by-step process for federal procurement to ensure compliance and awareness among all staff responsible for spending and reporting federal funds.

[Washington Local Schools - Federal Grants Management Process](#)

Require training for all staff involved in preparing, reviewing, or certifying federal grant reports, prior to beginning any work.



Work with a Financial Program Manager at the Office of Budget and Management (Neal Bucklew was the district's contact on this particular grant) to ensure that all activity reports are submitted correctly and received on time.



Anticipated Completion Date:

June 30, 2025

Responsible Contact Person:

Jeffery S. Fouke, Treasurer
Kristine Martin, Superintendent
Grant Originator

Finding Number:

2024-003 / Procurement and Suspension and Debarment

Planned Corrective Action:

Create a detailed, step-by-step process for federal procurement to ensure compliance and awareness among all staff responsible for spending and reporting federal funds.

[Washington Local Schools - Federal Grants Management Process](#)

Moving forward, the district will perform a cost/price analysis for procurement in excess of \$250,000.

Anticipated Completion Date:

June 30, 2025

Responsible Contact Person:

Jeffery S. Fouke, Treasurer
Kristine Martin, Superintendent
Grant Originator

OHIO AUDITOR OF STATE KEITH FABER



WASHINGTON LOCAL SCHOOL DISTRICT

LUCAS COUNTY

AUDITOR OF STATE OF OHIO CERTIFICATION

This is a true and correct copy of the report, which is required to be filed pursuant to Section 117.26, Revised Code, and which is filed in the Office of the Ohio Auditor of State in Columbus, Ohio.



Certified for Release 6/24/2025

65 East State Street, Columbus, Ohio 43215
Phone: 614-466-4514 or 800-282-0370

This report is a matter of public record and is available online at
www.ohioauditor.gov