

***THE RENAISSANCE ACADEMY***

***FRANKLIN COUNTY***

SINGLE AUDIT

FOR THE YEAR ENDED JUNE 30, 2024







65 East State Street  
Columbus, Ohio 43215  
ContactUs@ohioauditor.gov  
800-282-0370

Board of Directors  
Renaissance Academy - A School for the Multimedia Arts  
dba The Bessie Sherrod Price Preparatory Academy  
1555 Elain Road  
Columbus, Ohio 43227

We have reviewed the *Independent Auditor's Report* of the Renaissance Academy - A School for the Multimedia Arts doing business as The Bessie Sherrod Price Preparatory Academy, Franklin County, prepared by Charles E. Harris & Associates, Inc., for the audit period July 1, 2023 through June 30, 2024. Based upon this review, we have accepted these reports in lieu of the audit required by Section 117.11, Revised Code. The Auditor of State did not audit the accompanying financial statements and, accordingly, we are unable to express, and do not express an opinion on them.

Our review was made in reference to the applicable sections of legislative criteria, as reflected by the Ohio Constitution, and the Revised Code, policies, procedures and guidelines of the Auditor of State, regulations and grant requirements. The Renaissance Academy - A School for the Multimedia Arts doing business as The Bessie Sherrod Price Preparatory Academy is responsible for compliance with these laws and regulations.

Keith Faber  
Auditor of State  
Columbus, Ohio

June 12, 2025

**This page intentionally left blank.**

**RENAISSANCE ACADEMY  
FRANKLIN COUNTY  
SINGLE AUDIT  
For the Year Ending June 30, 2024**

**TABLE OF CONTENTS**

<b>TITLE</b>	<b>PAGE</b>
Independent Auditors' Report.....	1-3
Management's Discussion and Analysis.....	5-9
Basic Financial Statements:	
Statement of Net Position.....	10
Statement of Revenues, Expenses and Changes in Net Position.....	11
Statement of Cash Flows.....	12
Notes to the Basic Financial Statements.....	13-36
Required Supplementary Information	
Schedule of Academy's Proportionate Share of the Net Pension Liability - SERS.....	38
Schedule of Academy's Proportionate Share of the Net Pension Liability - STRS.....	39
Schedule of Academy's Proportionate Share of the Net OPEB Liability/Asset - SERS.....	40
Schedule of Academy's Proportionate Share of the Net OPEB Liability/Asset - STRS.....	41
Notes to Schedules of Required Supplementary Information.....	42-46
Schedule of Expenditures of Federal Awards (Prepared by Management).....	47
Notes to the Schedule of Expenditures of Federal Awards (Prepared by Management).....	48
Independent Auditor's Report on Internal Control Over Financial Reporting and on Compliance and Other Matters Based on an Audit of Financial Statements Required by <i>Government Auditing Standards</i> .....	49-50
Independent Auditor's Report on Compliance with Requirements Applicable to the Major Federal Program and on Internal Control Over Compliance Required by the <i>Uniform Guidance</i> .....	51-53
Schedule of Findings.....	54

**This page intentionally left blank.**

**INDEPENDENT AUDITOR'S REPORT**

The Renaissance Academy  
Franklin County  
1555 Elain Road  
Columbus, Ohio 43227

To the Board of Directors:

***Report on the Audit of the Financial Statements***

***Opinion***

We have audited the financial statements of the Renaissance Academy, Franklin County, Ohio (the Academy), as of and for the year ended June 30, 2024, and the related notes to the financial statements, which collectively comprise the Academy's basic financial statements as listed in the table of contents.

In our opinion, the accompanying financial statements referred to above present fairly, in all material respects, the financial position of the Academy, as of June 30, 2024, and the respective changes in financial position and cash flows thereof for the year then ended in accordance with the accounting principles generally accepted in the United States of America.

***Basis for Opinion***

We conducted our audit in accordance with auditing standards generally accepted in the United States of America (GAAS) and the standards applicable to financial audits contained in *Government Auditing Standards*, issued by the Comptroller General of the United States. Our responsibilities under those standards are further described in the *Auditor's Responsibilities for the Audit of the Financial Statements* section of our report. We are required to be independent of the Academy, and to meet our other ethical responsibilities, in accordance with the relevant ethical requirements relating to our audit. We believe that the audit evidence we have obtained is sufficient and appropriate to provide a basis for our audit opinion.

***Responsibilities of Management for the Financial Statements***

Management is responsible for the preparation and fair presentation of the financial statements in accordance with accounting principles generally accepted in the United States of America, and for the design, implementation, and maintenance of internal control relevant to the preparation and fair presentation of financial statements that are free from material misstatement, whether due to fraud or error.

In preparing the financial statements, management is required to evaluate whether there are conditions or events, considered in the aggregate, that raise substantial doubt about the Academy's ability to continue as a going concern for twelve months beyond the financial statement date, including any currently known information that may raise substantial doubt shortly thereafter.

### ***Auditor's Responsibilities for the Audit of the Financial Statements***

Our objectives are to obtain reasonable assurance about whether the financial statements as a whole are free from material misstatement, whether due to fraud or error, and to issue an auditor's report that includes our opinion. Reasonable assurance is a high level of assurance but is not absolute assurance and therefore is not a guarantee that an audit conducted in accordance with GAAS and *Government Auditing Standards* will always detect a material misstatement when it exists. The risk of not detecting a material misstatement resulting from fraud is higher than for one resulting from error, as fraud may involve collusion, forgery, intentional omissions, misrepresentations, or the override of internal control. Misstatements are considered material if there is a substantial likelihood that, individually or in the aggregate, they would influence the judgment made by a reasonable user based on the financial statements.

In performing an audit in accordance with GAAS and *Government Auditing Standards*, we

- exercise professional judgment and maintain professional skepticism throughout the audit.
- identify and assess the risks of material misstatement of the financial statements, whether due to fraud or error, and design and perform audit procedures responsive to those risks. Such procedures include examining, on a test basis, evidence regarding the amounts and disclosures in the financial statements.
- obtain an understanding of internal control relevant to the audit in order to design audit procedures that are appropriate in the circumstances, but not for the purpose of expressing an opinion on the effectiveness of the Academy's internal control. Accordingly, no such opinion is expressed.
- evaluate the appropriateness of accounting policies used and the reasonableness of significant accounting estimates made by management, as well as evaluate the overall presentation of the financial statements.
- conclude whether, in our judgment, there are conditions or events, considered in the aggregate, that raise substantial doubt about the Academy's ability to continue as a going concern for a reasonable period of time.

We are required to communicate with those charged with governance regarding, among other matters, the planned scope and timing of the audit, significant audit findings, and certain internal control-related matters that we identified during the audit.

### ***Required Supplementary Information***

Accounting principles generally accepted in the United States of America require that the management's discussion and analysis, schedules of net pension liabilities, other postemployment benefit liabilities/assets, and pension and other postemployment benefit contributions listed in the table of contents, be presented to supplement the basic financial statements. Such information, although not a part of the basic financial statements, is required by the Governmental Accounting Standards Board, who considers it to be an essential part of financial reporting for placing the basic financial statements in an appropriate operational, economic, or historical context. We have applied certain limited procedures to the required supplementary information in accordance with auditing standards generally accepted in the United States of America, which consisted of inquiries of management about the methods of preparing the information and comparing the information for consistency with management's responses to our inquiries, the basic financial statements, and other knowledge we obtained during our audit of the basic financial statements. We do not express an opinion or provide any assurance on the information because the limited procedures do not provide us with sufficient evidence to express an opinion or provide any assurance.




***Supplementary information***

Our audit was conducted for the purpose of forming opinions on the financial statements that collectively comprise the Academy's basic financial statements. The Schedule of Expenditures of Federal Awards (the Schedule) as required by Title 2 U.S. Code of Federal Regulations (CFR) Part 200, *Uniform Administrative Requirements, Cost Principles, and Audit Requirements for Federal Awards* are presented for purposes of additional analysis and are not a required part of the basic financial statements.

Such information is the responsibility of management and was derived from and relates directly to the underlying accounting and other records used to prepare the basic financial statements. The information has been subjected to the auditing procedures applied in the audit of the basic financial statements and certain additional procedures, including comparing and reconciling such information directly to the underlying accounting and other records used to prepare the basic financial statements or to the basic financial statements themselves, and other additional procedures in accordance with auditing standards generally accepted in the United States of America. In our opinion, the Schedule is fairly stated, in all material respects, in relation to the basic financial statements as a whole.

***Other Reporting Required by Government Auditing Standards***

In accordance with *Government Auditing Standards*, we have also issued our report dated February 27, 2025, on our consideration of the Academy's internal control over financial reporting and our tests of its compliance with certain provisions of laws, regulations, contracts and grant agreements and other matters. The purpose of that report is solely to describe the scope of our testing of internal control over financial reporting and compliance and the results of that testing, and not to provide an opinion on the effectiveness of the Academy's internal control over financial reporting or on compliance. That report is an integral part of an audit performed in accordance with *Government Auditing Standards* in considering the Academy's internal control over financial reporting and compliance.



***Charles E. Harris & Associates, Inc.***  
February 27, 2025

This page intentionally left blank

**RENAISSANCE ACADEMY  
D\B\A THE BESSIE SHERROD PRICE PREPARATORY ACADEMY  
FRANKLIN COUNTY, OHIO**

**MANAGEMENT'S DISCUSSION AND ANALYSIS  
FOR THE YEAR ENDED JUNE 30, 2024  
(UNAUDITED)**

The management's discussion and analysis of Renaissance Academy's (the "Academy"), doing business as The Bessie Sherrod Price Preparatory Academy, financial performance provides an overall review of the Academy's financial activities for the year ended June 30, 2024. The intent of this discussion and analysis is to look at the Academy's financial performance as a whole; readers should also review the notes to the basic financial statements, financial statements and required supplementary information to enhance their understanding of the Academy's financial performance.

**Financial Highlights**

Key financial highlights for 2024 are as follows:

- In total, net position was a deficit balance of \$1,343,088 at June 30, 2024.
- The Academy had operating revenues of \$1,010,340, operating expenses of \$1,705,043, non-operating revenues of \$804,300 and non-operating expenses of \$5,864 for fiscal year 2024. Total change in net position for the fiscal year was an increase of \$103,733 from 2023's net position.

**Using the Basic Financial Statements**

This annual report consists of a series of financial statements and notes to those statements. These statements are organized so that the reader can understand the Academy's financial activities. The statement of net position and statement of revenues, expenses and changes in net position provide information about the activities of the Academy, including all short-term and long-term financial resources and obligations.

**Reporting the Academy's Financial Activities**

These documents look at all financial transactions and ask the question, "How did we do financially during fiscal year 2024?" The statement of net position and statement of revenues, expenses and changes in net position answer this question. These statements include all assets, deferred outflows of resources, liabilities, deferred inflows of resources, revenues and expenses using the accrual basis of accounting similar to the accounting used by most private-sector companies. This basis of accounting will take into account all of the current year's revenues and expenses regardless of when cash is received or paid.

These two statements report the Academy's net position and changes in net position. This change in net position is important because it tells the reader that, for the Academy as a whole, the financial position of the Academy has improved or diminished. The causes of this change may be the result of many factors, some financial, some not.

The statement of cash flows provides information about how the Academy finances and meets the cash flow needs of its operations.

**RENAISSANCE ACADEMY  
D\B\A THE BESSIE SHERROD PRICE PREPARATORY ACADEMY  
FRANKLIN COUNTY, OHIO**

**MANAGEMENT'S DISCUSSION AND ANALYSIS  
FOR THE YEAR ENDED JUNE 30, 2024  
(UNAUDITED)**

The table below provides a summary of the Academy's net position for fiscal year 2024 and 2023.

	<u>2024</u>	<u>2023</u>
<b><u>Assets</u></b>		
Current assets	\$ 207,520	\$ 150,690
Net OPEB asset	69,930	63,970
Capital assets, net	<u>4,842</u>	<u>108,427</u>
Total assets	<u>282,292</u>	<u>323,087</u>
<b><u>Deferred outflows of resources</u></b>		
Pension	538,634	306,435
OPEB	<u>176,435</u>	<u>104,820</u>
Total deferred outflows of resources	<u>715,069</u>	<u>411,255</u>
<b><u>Liabilities</u></b>		
Current liabilities	306,325	389,357
Non-current liabilities	<u>1,557,452</u>	<u>1,123,292</u>
Total liabilities	<u>1,863,777</u>	<u>1,512,649</u>
<b><u>Deferred inflows of resources</u></b>		
Pension	280,296	484,786
OPEB	<u>196,376</u>	<u>183,728</u>
Total deferred inflows of resources	<u>476,672</u>	<u>668,514</u>
<b><u>Net Position</u></b>		
Net investment in capital assets	4,842	5,673
Restricted	69,930	45,283
Unrestricted (deficit)	<u>(1,417,860)</u>	<u>(1,497,777)</u>
Total net position (deficit)	<u>\$ (1,343,088)</u>	<u>\$ (1,446,821)</u>

The net pension liability is reported pursuant to Governmental Accounting Standards Board (GASB) Statement 68, "Accounting and Financial Reporting for Pensions—an Amendment of GASB Statement 27." The net other postemployment benefits (OPEB) liability/asset is reported pursuant to GASB Statement 75, "Accounting and Financial Reporting for Postemployment Benefits Other Than Pensions." For reasons discussed below, many end users of this financial statement will gain a clearer understanding of the Academy's actual financial condition by adding deferred inflows related to pension and OPEB, the net pension liability, and the net OPEB liability to the reported net position and subtracting deferred outflows related to pension and OPEB and the net OPEB asset.

Governmental Accounting Standards Board standards are national and apply to all government financial reports prepared in accordance with generally accepted accounting principles. Prior accounting for pensions (GASB 27) and postemployment benefits (GASB 45) focused on a funding approach. This approach limited pension and OPEB costs to contributions annually required by law, which may or may not be sufficient to fully fund each plan's *net pension liability* or *net OPEB liability*. GASB 68 and GASB 75 take an earnings approach to pension and OPEB accounting; however, the nature of Ohio's statewide pension/OPEB plans and state law governing those systems requires additional explanation in order to properly understand the information presented in these statements.

**RENAISSANCE ACADEMY  
D\B\A THE BESSIE SHERROD PRICE PREPARATORY ACADEMY  
FRANKLIN COUNTY, OHIO**

**MANAGEMENT'S DISCUSSION AND ANALYSIS  
FOR THE YEAR ENDED JUNE 30, 2024  
(UNAUDITED)**

GASB 68 and GASB 75 require the net pension liability and the net OPEB liability/asset to equal the Academy's proportionate share of each plan's collective:

1. Present value of estimated future pension/OPEB benefits attributable to active and inactive employees' past service.
2. Minus plan assets available to pay these benefits.

GASB notes that pension and OPEB obligations, whether funded or unfunded, are part of the "employment exchange" – that is, the employee is trading his or her labor in exchange for wages, benefits, and the promise of a future pension and other postemployment benefits. GASB noted that the unfunded portion of this promise is a present obligation of the government, part of a bargained-for benefit to the employee, and should accordingly be reported by the government as a liability since they received the benefit of the exchange. However, the Academy is not responsible for certain key factors affecting the balance of these liabilities. In Ohio, the employee shares the obligation of funding pension benefits with the employer. Both employer and employee contribution rates are capped by State statute. A change in these caps requires action of both Houses of the General Assembly and approval of the Governor. Benefit provisions are also determined by State statute. The Ohio Revised Code permits, but does not require, the retirement systems to provide healthcare to eligible benefit recipients. The retirement systems may allocate a portion of the employer contributions to provide for these OPEB benefits.

The employee enters the employment exchange with the knowledge that the employer's promise is limited not by contract but by law. The employer enters the exchange also knowing that there is a specific, legal limit to its contribution to the retirement system. In Ohio, there is no legal means to enforce the unfunded liability of the pension/OPEB plan *as against the public employer*. State law operates to mitigate/lessen the moral obligation of the public employer to the employee, because all parties enter the employment exchange with notice as to the law. The retirement system is responsible for the administration of the pension and OPEB plans.

Most long-term liabilities have set repayment schedules or, in the case of compensated absences (i.e. sick and vacation leave), are satisfied through paid time-off or termination payments. There is no repayment schedule for the net pension liability or the net OPEB liability. As explained above, changes in benefits, contribution rates, and return on investments affect the balance of these liabilities but are outside the control of the local government. In the event that contributions, investment returns, and other changes are insufficient to keep up with required payments, State statute does not assign/identify the responsible party for the unfunded portion. Due to the unique nature of how the net pension liability and the net OPEB liability are satisfied, these liabilities are separately identified within the long-term liability section of the statement of net position.

In accordance with GASB 68 and GASB 75, the Academy's statements prepared on an accrual basis of accounting include an annual pension expense and an annual OPEB expense for their proportionate share of each plan's *change* in net pension liability and net OPEB liability, respectively, not accounted for as deferred inflows/outflows.

*Analysis of Net Position*

Over time, net position can serve as a useful indicator of a government's financial position. At June 30, 2024, the Academy's net position was a deficit balance of \$1,343,088.

Current assets increased primarily due to an increase in intergovernmental receivables. Capital assets consisted of furniture, fixtures, equipment, and textbooks. Net position invested in capital assets at June 30, 2024, was \$4,842. These capital assets are used to provide services to the students and are not available for future spending. A portion of the Academy's net position, \$69,930, represents resources that are subject to external restriction on how they may be used. The remaining balance of unrestricted net position was a deficit of \$1,417,860.

Current liabilities decreased primarily due to a decrease in accrued wages and benefits and no further obligation on leases payable.

**RENAISSANCE ACADEMY  
D\B\A THE BESSIE SHERROD PRICE PREPARATORY ACADEMY  
FRANKLIN COUNTY, OHIO**

**MANAGEMENT'S DISCUSSION AND ANALYSIS  
FOR THE YEAR ENDED JUNE 30, 2024  
(UNAUDITED)**

The net pension liability increased \$379,058 and deferred inflows of resources related to pension decreased \$204,490. These changes were the result of changes at the pension system level for the State Teachers Retirement System (STRS) and the School Employees Retirement System (SERS).

The table below shows the changes in net position for fiscal year 2024 and 2023.

	<u>2024</u>	<u>2023</u>
<b><u>Operating Revenues:</u></b>		
State foundation	\$ 1,010,273	\$ 986,170
Other	<u>67</u>	<u>36,732</u>
Total operating revenue	<u>1,010,340</u>	<u>1,022,902</u>
<b><u>Operating Expenses:</u></b>		
Salaries and wages	4,950	3,125
Fringe benefits	43,774	(52,910)
Purchased services	1,431,930	1,628,951
Materials and supplies	97,711	157,849
Other	23,093	22,711
Depreciation/amortization	<u>103,585</u>	<u>104,417</u>
Total operating expenses	<u>1,705,043</u>	<u>1,864,143</u>
<b><u>Non-operating Revenues (Expenses):</u></b>		
Grants and subsidies	804,300	905,190
Interest and fiscal charges	<u>(5,864)</u>	<u>(5,741)</u>
Total non-operating revenues (expenses)	<u>798,436</u>	<u>899,449</u>
Change in net position	103,733	58,208
Net position (deficit) at beginning of year	<u>(1,446,821)</u>	<u>(1,505,029)</u>
Net position (deficit) at end of year	<u><u>\$ (1,343,088)</u></u>	<u><u>\$ (1,446,821)</u></u>

Grants and subsidies decreased primarily due to less ESSER funding compared to the prior fiscal year. Purchased services decreased primarily due to less spending on professional and technical services and property services.

### **Capital Assets**

At June 30, 2024, the Academy had \$4,842 (net of accumulated depreciation) invested in capital assets. During fiscal year 2024, the Academy had depreciation/amortization expense of \$103,585 and a disposal of and intangible right to use asset of \$313,251 that was fully amortized. See Note 6 to the basic financial statements for more detail on capital assets.

### **Debt Administration**

At June 30, 2024, the Academy had an unemployment settlement obligation in the amount of \$163,891 for past unemployment owed. This obligation is further described in Note 12 to the basic financial statements.

### **Current Financial Related Activities**

The Academy is reliant upon State Foundation monies and State and Federal Grants to offer quality educational services to students. In order to continually provide learning opportunities to the Academy's students, the Academy will apply resources to best meet the needs of its students. It is the intent of the Academy to apply for other State and Federal funds that are made available to finance its operations.

**RENAISSANCE ACADEMY  
D\B\A THE BESSIE SHERROD PRICE PREPARATORY ACADEMY  
FRANKLIN COUNTY, OHIO**

**MANAGEMENT'S DISCUSSION AND ANALYSIS  
FOR THE YEAR ENDED JUNE 30, 2024  
(UNAUDITED)**

**Contacting the Academy's Financial Management**

This financial report is designed to provide our clients and creditors with a general overview of the Academy's finances and to show the Academy's accountability for the money it receives. If you have questions about this report or need additional financial information contact Stephanie Ataya, Treasurer, The Bessie Sherrod Price Preparatory Academy, 1555 Elaine Rd., Columbus, Ohio 43227.

**RENAISSANCE ACADEMY  
D\B\A THE BESSIE SHERROD PRICE PREPARATORY ACADEMY  
FRANKLIN COUNTY, OHIO**

**STATEMENT OF NET POSITION  
JUNE 30, 2024**

**Assets:**

Current assets:

Cash and cash equivalents . . . . .	\$ 6,478
Receivables:	
Intergovernmental. . . . .	200,667
Prepayments . . . . .	375

Total current assets . . . . .	207,520
--------------------------------	---------

Non-current assets:

Net OPEB asset . . . . .	69,930
Depreciable capital assets, net . . . . .	4,842

Total non-current assets. . . . .	74,772
-----------------------------------	--------

Total assets. . . . .	282,292
-----------------------	---------

**Deferred outflows of resources:**

Pension . . . . .	538,634
OPEB . . . . .	176,435
Total deferred outflows of resources . . . . .	715,069

**Liabilities:**

Current liabilities:

Accounts payable. . . . .	197,784
Accrued wages and benefits . . . . .	104,630
Intergovernmental payable . . . . .	3,911

Total current liabilities . . . . .	306,325
-------------------------------------	---------

Non-current liabilities:

Unemployment settlement payable . . . . .	163,891
Net pension liability . . . . .	1,254,669
Net OPEB liability . . . . .	138,892

Total non-current liabilities . . . . .	1,557,452
---	-----------

Total liabilities . . . . .	1,863,777
-----------------------------	-----------

**Deferred inflows of resources:**

Pension . . . . .	280,296
OPEB . . . . .	196,376
Total deferred inflows of resources . . . . .	476,672

**Net position:**

Net investment in capital assets. . . . .	4,842
---	-------

Restricted for:

OPEB . . . . .	69,930
Unrestricted (deficit) . . . . .	(1,417,860)

Total net position (deficit) . . . . .	\$ (1,343,088)
--	----------------

SEE ACCOMPANYING NOTES TO THE BASIC FINANCIAL STATEMENTS



**RENAISSANCE ACADEMY  
D\B\A THE BESSIE SHERROD PRICE PREPARATORY ACADEMY  
FRANKLIN COUNTY, OHIO**

STATEMENT OF REVENUES, EXPENSES AND  
CHANGES IN NET POSITION  
FOR THE FISCAL YEAR ENDED JUNE 30, 2024

<b>Operating revenues:</b>	
Foundation revenue . . . . .	\$ 1,010,273
Other . . . . .	67
Total operating revenues. . . . .	<u>1,010,340</u>
<b>Operating expenses:</b>	
Salaries and wages. . . . .	4,950
Fringe benefits. . . . .	43,774
Purchased services. . . . .	1,431,930
Materials and supplies . . . . .	97,711
Other. . . . .	23,093
Depreciation/amortization . . . . .	103,585
Total operating expenses. . . . .	<u>1,705,043</u>
Operating loss. . . . .	<u>(694,703)</u>
<b>Non-operating revenues (expenses):</b>	
Grants and subsidies. . . . .	804,300
Interest and fiscal charges . . . . .	(5,864)
Total non-operating revenues (expenses) . . . . .	<u>798,436</u>
Change in net position . . . . .	103,733
<b>Net position (deficit) at beginning of year . . . . .</b>	<u>(1,446,821)</u>
<b>Net position (deficit) at end of year. . . . .</b>	<u><u>\$ (1,343,088)</u></u>

SEE ACCOMPANYING NOTES TO THE BASIC FINANCIAL STATEMENTS

**RENAISSANCE ACADEMY  
D\B\A THE BESSIE SHERROD PRICE PREPARATORY ACADEMY  
FRANKLIN COUNTY, OHIO**

**STATEMENT OF CASH FLOWS  
FOR THE FISCAL YEAR ENDED JUNE 30, 2024**

<b>Cash flows from operating activities:</b>	
Cash received from state foundation . . . . .	\$ 1,010,334
Cash received from other operations . . . . .	67
Cash payments for salaries and wages. . . . .	(4,950)
Cash payments for fringe benefits . . . . .	(169,582)
Cash payments for purchased services . . . . .	(1,403,794)
Cash payments for materials and supplies . . . . .	(62,909)
Cash payments for other expenses . . . . .	(33,195)
Net cash (used in) operating activities . . . . .	<u>(664,029)</u>
<b>Cash flows from noncapital financing activities:</b>	
Cash received from grants and subsidies. . . . .	777,133
Net cash provided by noncapital financing activities . . . . .	<u>777,133</u>
<b>Cash flows from capital and related financing activities:</b>	
Principal retirement paid on lease . . . . .	(102,754)
Interest and fiscal charges. . . . .	(9,871)
Net cash (used in) capital and related financing activities . . . . .	<u>(112,625)</u>
Net increase in cash and cash equivalents . . . . .	479
<b>Cash and cash equivalents at beginning of year . . . . .</b>	<b>5,999</b>
<b>Cash and cash equivalents at end of year . . . . .</b>	<b><u>\$ 6,478</u></b>
<b>Reconciliation of operating loss to net cash (used in) operating activities:</b>	
Operating loss . . . . .	\$ (694,703)
Adjustments:	
Depreciation/amortization . . . . .	103,585
Changes in assets and liabilities:	
(Increase) in intergovernmental receivable. . . . .	(29,094)
(Increase) in prepayments . . . . .	(90)
(Increase) in net OPEB asset . . . . .	(5,960)
(Increase) in deferred outflows - pension . . . . .	(232,199)
(Increase) in deferred outflows - OPEB . . . . .	(71,615)
Increase in accounts payable. . . . .	83,942
(Decrease) in accrued wages and benefits . . . . .	(31,016)
(Decrease) in intergovernmental payable . . . . .	(29,197)
Increase in net pension liability . . . . .	379,058
Increase in net OPEB liability . . . . .	55,102
(Decrease) in deferred inflows - pension . . . . .	(204,490)
Increase in deferred inflows - OPEB . . . . .	12,648
Net cash (used in) operating activities . . . . .	<u>\$ (664,029)</u>

SEE ACCOMPANYING NOTES TO THE BASIC FINANCIAL STATEMENTS

**RENAISSANCE ACADEMY  
D\B\A THE BESSIE SHERROD PRICE PREPARATORY ACADEMY  
FRANKLIN COUNTY, OHIO**

**NOTES TO THE BASIC FINANCIAL STATEMENTS  
FOR THE FISCAL YEAR ENDED JUNE 30, 2024**

**NOTE 1 - DESCRIPTION OF THE ACADEMY**

Renaissance Academy, (the “Academy”), doing business as The Bessie Sherrod Price Preparatory Academy, is a nonprofit corporation established pursuant to Ohio Revised Code Chapters 3314 and 1702. The Academy’s mission is to provide an orderly and supportive environment whereby students experience preparations for college, career and life. The Academy operates on a foundation, which fosters character building for all students, parents and staff members. The Academy, which is part of the State’s education program, is independent of any school district and is nonsectarian in its programs, admission policies, employment practices, and all other operations. The Academy may acquire facilities as needed and contract for any services necessary for the operation of the Academy.

The Academy was approved for operation under a contract with Educational Resource Consultants of Ohio, Inc. (“ERCO”) (the “Sponsor”) for the period July 1, 2021 through June 30, 2024. The Sponsor is responsible for evaluating the performance of the Academy and has the authority to deny renewal of the contract at its expiration or terminate the contract prior to its expiration. Sponsorship fees are calculated as a three percent of state funds received by the Academy from the State of Ohio.

The Academy operates under the direction of a Governing Board. The Governing Board is responsible for carrying out the provisions of the contract which include, but are not limited to, state mandated provisions regarding student populations, curriculum, academic goals, performance standards, admissions standards, and qualifications of teachers. The Governing Board controls the Academy’s one instructional/support facility. The Academy provides services to 80 students.

**NOTE 2 - SUMMARY OF SIGNIFICANT ACCOUNTING POLICIES**

The financial statements of the Academy have been prepared in conformity with accounting principles generally accepted in the United States of America (GAAP) as applied to governmental nonprofit organizations. The Governmental Accounting Standards Board (GASB) is the accepted standard-setting body for establishing governmental accounting and financial reporting principles. The Academy’s significant accounting policies are described below.

**A. Basis of Presentation**

The Academy uses enterprise accounting to report on its financial activities. Enterprise accounting focuses on the determination of operating income, changes in net position, financial position and cash flows. Enterprise accounting may be used to account for any activity for which a fee is charged to external users for goods and services.

Operating revenues are those revenues that are generated directly from the primary activity of the Academy. Operating expenses are necessary costs incurred to provide the service that is the primary activity of the Academy. All revenues and expenses not meeting this definition are reported as non-operating.

**B. Measurement Focus and Basis of Accounting**

Enterprise accounting uses a flow of economic resources measurement focus. With this measurement focus, all assets and deferred outflows of resources and all liabilities and deferred inflows of resources are included on the statement of net position. Operating statements present increases (i.e., revenues) and decreases (i.e., expenses) in net total assets. Basis of accounting refers to when revenues and expenses are recognized in the accounts and reported in the financial statements. Basis of accounting relates to the timing of the measurements made. The accrual basis of accounting is utilized for reporting purposes. Revenues are recognized when they are earned and expenses are recognized when they are incurred.

**RENAISSANCE ACADEMY  
D\B\A THE BESSIE SHERROD PRICE PREPARATORY ACADEMY  
FRANKLIN COUNTY, OHIO**

**NOTES TO THE BASIC FINANCIAL STATEMENTS  
FOR THE FISCAL YEAR ENDED JUNE 30, 2024**

**NOTE 2 - SUMMARY OF SIGNIFICANT ACCOUNTING POLICIES - (Continued)**

**C. Deferred Outflows of Resources and Deferred Inflows of Resources**

In addition to assets, the statement of net position will report a separate section for deferred outflows of resources. Deferred outflows of resources represent a consumption of net assets that applies to a future period and will not be recognized as an outflow of resources (expense/expenditure) until then. See Notes 8 and 9 for deferred outflows of resources related to net pension liability and net OPEB liability/asset, respectively.

In addition to liabilities, the statement of net position will report a separate section for deferred inflows of resources. Deferred inflows of resources represent an acquisition of net assets that applies to a future period and will not be recognized as an inflow of resources (revenue) until that time. See Notes 8 and 9 for deferred inflows of resources related to net pension liability and net OPEB liability/asset, respectively.

**D. Budgetary Process**

Unlike other public schools located in the state of Ohio, community schools are not required to follow budgetary provisions set forth in Ohio Revised Code Chapter 5705, unless specifically provided for in the Academy's sponsorship agreement. The contract between the Academy and its Sponsor requires a detailed budget for each year of the contract.

**E. Cash and Cash Equivalents**

All monies received by the Academy are deposited into demand deposit accounts.

**F. Estimates**

The preparation of financial statements in conformity with GAAP requires management to make estimates and assumptions that affect the amounts reported in the financial statements and accompanying notes. Actual results may differ from these estimates.

**G. Capital Assets**

Capital assets are capitalized at cost. The costs of additions are capitalized and expenditures for repairs and maintenance are expensed when incurred. When property is sold or retired, the related costs and accumulated depreciation are removed from the accounts and any gain or loss is included in additions to or deductions from net position. Donated capital assets are recorded at their acquisition values as of the date received. Depreciation/amortization of capital assets is calculated utilizing the straight-line method over the estimated useful lives of the assets with consideration given to the salvage value. The useful lives follow:

<u>Asset</u>	<u>Useful Life</u>
Textbooks	3 years
Furniture, Fixtures & Equipment	3 - 5 years
Intangible Leased Assets	3 years

The Academy has an asset capitalization threshold policy of \$5,000. Assets or certain asset groups not meeting the capitalization threshold are not capitalized and are not included in the assets represented in the accompany statement of net position. Computers and software acquired by the Academy are reported as a component of furniture, fixtures and equipment on the schedule of capital assets reported in Note 6.

**RENAISSANCE ACADEMY  
D/B/A THE BESSIE SHERROD PRICE PREPARATORY ACADEMY  
FRANKLIN COUNTY, OHIO**

**NOTES TO THE BASIC FINANCIAL STATEMENTS  
FOR THE FISCAL YEAR ENDED JUNE 30, 2024**

**NOTE 2 - SUMMARY OF SIGNIFICANT ACCOUNTING POLICIES - (Continued)**

The Academy is reporting intangible right to use assets related to leased buildings. The intangible assets are being amortized in a systematic and rational manner of the shorter of the lease term or the useful life of the underlying asset.

**H. Intergovernmental Revenues**

The Academy currently participates in the State Foundation Program, food service grants, miscellaneous state grants, ESSER grants, IDEA Part B grants, Title I grants, Title IV-A grant, and IDEA handicapped preschool grants. Revenue from the State Foundation Program is recognized as operating revenue in the accounting period in which all eligibility requirements have been met. Amounts awarded under State Foundation Program for the 2024 school year excluding federal and State grants totaled \$1,010,273.

Revenues received from the remaining programs are recognized as non-operating revenues in the accompanying financial statements. Grants and entitlements are recognized as non-operating revenues in the accounting period in which all eligibility requirements have been met. Eligibility includes timing requirements, which specify the year when the resources are required to be used or the fiscal year when use is first permitted; matching requirements, in which the Academy must provide local resources to be used for a specified purpose; and expenditure requirements, in which the resources are provided to the Academy on a reimbursement basis. State and federal grants revenue for fiscal year 2024 was \$804,300.

**I. Compensated Absences**

Vacation is taken in a manner in which corresponds with the school calendar; therefore the Academy does not accrue vacation time as a liability.

Sick/personal leave benefits are earned by full-time employees at the rate of eight days per year and cannot be carried into the subsequent years. No accrual for sick time is made since unused time is not paid to employees upon employment termination.

**J. Accrued Liabilities**

Current obligations incurred but unpaid at June 30th are reported as accrued liabilities in the accompanying financial statements which consisted of accounts payable, accrued wages and benefits, and intergovernmental payable, totaled \$306,325 at June 30, 2024.

Long-term obligations of the Academy are reported in Note 12.

**K. Net Position**

Net position represents the difference between assets and deferred outflows of resources and liabilities and deferred inflows of resources. The net position component "net investment in capital assets," consists of capital assets, net of accumulated depreciation, reduced by the outstanding balances of any borrowing used for the acquisition, construction or improvement of those assets. Deferred outflows of resources and deferred inflows of resources that are attributable to the acquisition, construction or improvement of those assets or related debt also should be included in this component of net position. Net position is reported as restricted when there are limitations imposed on its use either through the enabling legislation adopted by the Academy or through external restrictions imposed by creditors, grantors or laws or regulations of other governments.

The Academy applies restricted resources first when an expense is incurred for purposes for which both restricted and unrestricted net position is available.

**RENAISSANCE ACADEMY  
D\B\A THE BESSIE SHERROD PRICE PREPARATORY ACADEMY  
FRANKLIN COUNTY, OHIO**

**NOTES TO THE BASIC FINANCIAL STATEMENTS  
FOR THE FISCAL YEAR ENDED JUNE 30, 2024**

**NOTE 2 - SUMMARY OF SIGNIFICANT ACCOUNTING POLICIES - (Continued)**

**L. Operating Revenues and Expenses**

Operating revenues are those revenues that are generated directly from the primary activities of the Academy. For the Academy, these revenues are primarily the State Foundation program. Operating expenses are necessary costs incurred to provide the good or service that are the primary activity of the Academy. Revenue and expenses not meeting this definition are reported as non-operating.

**M. Pensions/Other Postemployment Benefits (OPEB)**

For purposes of measuring the net pension/OPEB liability, net OPEB asset, deferred outflow of resources and deferred inflow of resources related to pension/OPEB, and pension/OPEB expense, information about the fiduciary net position of the pension/OPEB plans and additions to/deductions from their fiduciary net position have been determined on the same basis as they are reported by the pension/OPEB plan. For this purpose, benefit payments (including refunds of employee contributions) are recognized when due and payable in accordance with the benefit terms. The pension/OPEB plans report investments at fair value.

**N. Prepayments**

Certain payments to vendors reflect the costs applicable to future accounting periods and are recorded as prepaid items in both government-wide and fund financial statements. These items are reported as assets on the financial statements using the consumption method. A current asset for the prepaid amounts is recorded at the time of the purchase and the expenditure/expense is reported in the year in which services are consumed.

**NOTE 3 - ACCOUNTABILITY AND COMPLIANCE**

**Change in Accounting Principles**

For fiscal year 2024, the Academy has implemented certain paragraphs from GASB Implementation Guide No. 2021-1, certain paragraphs of GASB Statement No. 99, "*Omnibus 2022*", GASB Statement No. 100, "*Accounting Changes and Error Corrections - an amendment of GASB Statement No. 62*" and Implementation Guide No. 2023-1.

GASB Implementation Guide 2021-1 provides clarification on issues related to previously established GASB guidance. The implementation of GASB Implementation Guide 2021-1 did not have an effect on balances previously report by the Academy.

GASB Statement No. 99 is to enhance comparability in accounting and financial reporting and to improve the consistency of authoritative literature by addressing (1) practice issues that have been identified during implementation and application of certain GASB Statements and (2) accounting and financial reporting for financial guarantees. The implementation of GASB Statement No. 99 did not have an effect on the financial statements of the Academy.

GASB Statement No. 100 is to enhance accounting and financial reporting requirements for accounting changes and error corrections to provide more understandable, reliable, relevant, consistent, and comparable information for making decisions or assessing accountability. The implementation of GASB Statement No. 100 did not have an effect on the financial statements of the Academy.

GASB Implementation Guide 2023-1 provides clarification on issues related to previously established GASB guidance. The implementation of GASB Implementation Guide 2023-1 did not have an effect on the financial statements of the Academy.

**RENAISSANCE ACADEMY  
D\B\A THE BESSIE SHERROD PRICE PREPARATORY ACADEMY  
FRANKLIN COUNTY, OHIO**

**NOTES TO THE BASIC FINANCIAL STATEMENTS  
FOR THE FISCAL YEAR ENDED JUNE 30, 2024**

**NOTE 4 - CASH AND CASH EQUIVALENTS**

At June 30, 2024, the carrying amount of Academy deposits was \$6,478 and the bank balance of Academy deposits was \$6,014. The entire bank balance was covered by the FDIC. There are no significant statutory restrictions regarding the deposit and investment of funds by the non-profit corporation.

**NOTE 5 - INTERGOVERNMENTAL RECEIVABLE**

The Academy had intergovernmental receivables totaling \$200,667 at June 30, 2024. These receivables are expected to be collected in the subsequent year. Intergovernmental receivables consisted of the following:

Title I	\$ 14,864
Title I Non Competitive	5,448
IDEA-B	1,765
Title IV-A	666
Elementary and Secondary School Emergency Relief	129,905
Stronger Connections	2,157
SERS/STRS Refund	45,791
Foundation Adjustment	71
	<u>\$ 200,667</u>

**NOTE 6 - CAPITAL ASSETS AND DEPRECIATION/AMORTIZATION**

For the period ending June 30, 2024, the Academy's capital assets consisted of the following:

	Balance 06/30/23	Additions	Deductions	Balance 06/30/24
<i>Capital assets, being depreciated/amortized:</i>				
Furniture, fixtures and equipment	\$ 268,942	\$ -	\$ -	\$ 268,942
Textbooks	19,691	-	-	19,691
Intangible right to use asset	313,251	-	(313,251)	-
Total capital assets, being depreciated	<u>601,884</u>	<u>-</u>	<u>(313,251)</u>	<u>288,633</u>
<i>Less: accumulated depreciation/amortization:</i>				
Furniture, fixtures and equipment	(264,100)	-	-	(264,100)
Textbooks	(19,691)	-	-	(19,691)
Intangible right to use asset	(209,666)	(103,585)	313,251	-
Total accumulated depreciation/amortization	<u>(493,457)</u>	<u>(103,585)</u>	<u>313,251</u>	<u>(283,791)</u>
Net Capital Assets	<u>\$ 108,427</u>	<u>\$ (103,585)</u>	<u>\$ -</u>	<u>\$ 4,842</u>

**RENAISSANCE ACADEMY  
D\B\A THE BESSIE SHERROD PRICE PREPARATORY ACADEMY  
FRANKLIN COUNTY, OHIO**

**NOTES TO THE BASIC FINANCIAL STATEMENTS  
FOR THE FISCAL YEAR ENDED JUNE 30, 2024**

**NOTE 7 - RISK MANAGEMENT**

**A. Property & Liability**

The Academy is exposed to various risks of loss related to torts; theft of, damage to, and destruction of assets; errors and omissions; injuries to employees; and natural disasters. During the fiscal year ending June 30, 2024, the Academy obtained private insurance coverage for property and general liability in the following coverage amounts:

Damages to Rented Premises	
<u>General Liability</u>	
Each Occurrence	1,000,000
Aggregate	2,000,000
Medical Expenses (per person)	5,000
Personal Injury	1,000,000

Settlement amounts have not exceeded coverage amounts in each of the past three years. There has been no reduction in coverage from the prior fiscal year.

**B. Workers' Compensation**

The Academy pays the State Worker's Compensation System a premium for employee injury coverage. The premium is calculated by multiplying the monthly total gross payroll by a factor that is calculated by the State.

**NOTE 8 - DEFINED BENEFIT PENSION PLANS**

The Statewide retirement systems provide both pension benefits and other postemployment benefits (OPEB).

***Net Pension Liability/Net OPEB Liability/Asset***

The net pension liability and the net OPEB liability/asset reported on the statement of net position represents a liability or asset to employees for pensions and OPEB, respectively.

Pensions and OPEB are a component of exchange transactions—between an employer and its employees—of salaries and benefits for employee services. Pensions/OPEB are provided to an employee—on a deferred-payment basis—as part of the total compensation package offered by an employer for employee services each financial period. The obligation to sacrifice resources for pensions is a present obligation because it was created as a result of employment exchanges that already have occurred.

The net pension/OPEB liability (asset) represent the Academy's proportionate share of each pension/OPEB plan's collective actuarial present value of projected benefit payments attributable to past periods of service, net of each pension/OPEB plan's fiduciary net position. The net pension/OPEB liability (asset) calculation is dependent on critical long-term variables, including estimated average life expectancies, earnings on investments, cost of living adjustments and others. While these estimates use the best information available, unknowable future events require adjusting these estimates annually.

The Ohio Revised Code limits the Academy's obligation for this liability to annually required payments. The Academy cannot control benefit terms or the manner in which pensions/OPEB are financed; however, the Academy does receive the benefit of employees' services in exchange for compensation including pension and OPEB.



**RENAISSANCE ACADEMY  
D\B\A THE BESSIE SHERROD PRICE PREPARATORY ACADEMY  
FRANKLIN COUNTY, OHIO**

**NOTES TO THE BASIC FINANCIAL STATEMENTS  
FOR THE FISCAL YEAR ENDED JUNE 30, 2024**

**NOTE 8 - DEFINED BENEFIT PENSION PLANS - (Continued)**

GASB 68/75 assumes the liability is solely the obligation of the employer, because (1) they benefit from employee services; and (2) State statute requires funding to come from these employers. All pension contributions to date have come solely from these employers (which also includes pension costs paid in the form of withholdings from employees). The retirement systems may allocate a portion of the employer contributions to provide for these OPEB benefits. In addition, health care plan enrollees pay a portion of the health care costs in the form of a monthly premium. State statute requires the retirement systems to amortize unfunded pension liabilities within 30 years. If the pension amortization period exceeds 30 years, each retirement system's board must propose corrective action to the State legislature. Any resulting legislative change to benefits or funding could significantly affect the net pension/OPEB liability (asset). Resulting adjustments to the net pension/OPEB liability (asset) would be effective when the changes are legally enforceable. The Ohio Revised Code permits, but does not require, the retirement systems to provide healthcare to eligible benefit recipients.

The remainder of this note includes the required pension disclosures. See Note 9 for the required OPEB disclosures.

The proportionate share of each plan's unfunded benefits is presented as a long-term *net pension/OPEB liability (asset)* on the accrual basis of accounting. Any liability for the contractually required pension contribution outstanding at the end of the year is included in intergovernmental payable on the accrual basis of accounting.

***Plan Description - School Employees Retirement System (SERS)***

Plan Description - The Academy's non-teaching employees participate in SERS, a cost-sharing multiple-employer defined benefit pension plan administered by SERS. SERS provides retirement, disability and survivor benefits, annual cost-of-living adjustments, and death benefits to plan members and beneficiaries. Authority to establish and amend benefits is provided by Ohio Revised Code Chapter 3309. SERS issues a publicly available, stand-alone financial report that includes financial statements, required supplementary information and detailed information about SERS' fiduciary net position. That report can be obtained by visiting the SERS website at [www.ohsers.org](http://www.ohsers.org) under Employers/Audit Resources.

Age and service requirements for retirement are as follows:

	Eligible to Retire on or before August 1, 2017 *	Eligible to Retire after August 1, 2017
Full benefits	Any age with 30 years of service credit	Age 67 with 10 years of service credit; or Age 57 with 30 years of service credit
Actuarially reduced benefits	Age 60 with 5 years of service credit; or Age 55 with 25 years of service credit	Age 62 with 10 years of service credit; or Age 60 with 25 years of service credit

\* Members with 25 years of service credit as of August 1, 2017 will be included in this plan.

Annual retirement benefits are calculated based on final average salary multiplied by a percentage that varies based on years of service; 2.2% for the first thirty years of service and 2.5% for years of service credit over 30. Final average salary is the average of the highest three years of salary.

**RENAISSANCE ACADEMY  
D\B\A THE BESSIE SHERROD PRICE PREPARATORY ACADEMY  
FRANKLIN COUNTY, OHIO**

**NOTES TO THE BASIC FINANCIAL STATEMENTS  
FOR THE FISCAL YEAR ENDED JUNE 30, 2024**

**NOTE 8 - DEFINED BENEFIT PENSION PLANS - (Continued)**

An individual whose benefit effective date is before April 1, 2018, is eligible for a cost-of-living adjustment (COLA) on the first anniversary date of the benefit. Beginning April 1, 2018, new benefit recipients must wait until the fourth anniversary of their benefit for COLA eligibility. The COLA is added each year to the base benefit amount on the anniversary date of the benefit. A three-year COLA suspension was in effect for all benefit recipients for the years 2018, 2019, and 2020. Upon resumption of the COLA, it will be indexed to the percentage increase in the CPI-W, not to exceed 2.5% and with a floor of 0%. In 2023, the Board of Trustees approved a 2.5% cost-of-living adjustment (COLA) for eligible retirees and beneficiaries in 2024.

Funding Policy - Plan members are required to contribute 10.00% of their annual covered salary and the Academy is required to contribute 14.00% of annual covered payroll. The contribution requirements of plan members and employers are established and may be amended by the SERS' Retirement Board up to statutory maximum amounts of 10.00% for plan members and 14.00% for employers. The Retirement Board, acting with the advice of the actuary, allocates the employer contribution rate among four of the System's funds (Pension Trust Fund, Death Benefit Fund, Medicare B Fund, and Health Care Fund). For the fiscal year ended June 30, 2024, the allocation to pension, death benefits, and Medicare B was 14.00%. For fiscal year 2024, the Retirement Board did not allocate any employer contribution to the Health Care Fund.

The Academy's contractually required contribution to SERS was \$46,635 for fiscal year 2024.

***Plan Description - State Teachers Retirement System (STRS)***

Plan Description - Licensed teachers participate in STRS, a cost-sharing multiple-employer public employee retirement system administered by STRS. STRS provides retirement and disability benefits to members and death and survivor benefits to beneficiaries. STRS issues a stand-alone financial report that includes financial statements, required supplementary information and detailed information about STRS' fiduciary net position. That report can be obtained by writing to STRS, 275 E. Broad St., Columbus, OH 43215-3771, by calling (888) 227-7877, or by visiting the STRS website at [www.strsoh.org](http://www.strsoh.org).

New members have a choice of three retirement plans: a Defined Benefit (DB) Plan, a Defined Contribution (DC) Plan and a Combined (CO) Plan. Benefits are established by Ohio Revised Code Chapter 3307.

The DB plan offers an annual retirement allowance based on final average salary multiplied by a percentage that varies based on years of service. Effective August 1, 2015, the calculation is 2.20% of final average salary for the five highest years of earnings multiplied by all years of service. Eligibility changes will be phased in until August 1, 2023, when retirement eligibility for unreduced benefits will be five years of service credit and age 65, or 35 years of service credit and at least age 60.

Eligibility changes for DB Plan members who retire with actuarially reduced benefits will be phased in until August 1, 2023 when retirement eligibility will be five years of qualifying service credit and age 60, or 30 years of service credit regardless of age.

The DC Plan allows members to place all of their member contributions and 9.53% of the 14% employer contributions into an investment account. The member determines how to allocate the member and employer money among various investment choices offered by STRS. The remaining 4.47% of the 14% employer rate is allocated to the defined benefit unfunded liability. A member is eligible to receive a retirement benefit at age 50 and termination of employment. The member may elect to receive a lifetime monthly annuity or a lump sum withdrawal.

**RENAISSANCE ACADEMY  
D\B\A THE BESSIE SHERROD PRICE PREPARATORY ACADEMY  
FRANKLIN COUNTY, OHIO**

**NOTES TO THE BASIC FINANCIAL STATEMENTS  
FOR THE FISCAL YEAR ENDED JUNE 30, 2024**

**NOTE 8 - DEFINED BENEFIT PENSION PLANS - (Continued)**

The Combined Plan offers features of both the DB Plan and the DC Plan. In the Combined Plan, 12% of the 14% member rate goes to the DC Plan and the remaining 2% is applied to the DB Plan. Member contributions to the DC Plan are allocated among investment choices by the member, and contributions to the DB Plan from the employer and the member are used to fund the defined benefit payment at a reduced level from the regular DB Plan. The defined benefit portion of the Combined Plan payment is payable to a member on or after age 60 with five years of service. The defined contribution portion of the account may be taken as a lump sum payment or converted to a lifetime monthly annuity after termination of employment at age 50 and after termination of employment.

New members who choose the DC Plan or Combined Plan will have another opportunity to reselect a permanent plan during their fifth year of membership. Members may remain in the same plan or transfer to another STRS plan. The optional annuitization of a member's defined contribution account or the defined contribution portion of a member's Combined Plan account to a lifetime benefit results in STRS bearing the risk of investment gain or loss on the account. STRS has therefore included all three plan options as one defined benefit plan for GASB 68 reporting purposes.

A DB or Combined Plan member with five or more years of credited service, who is determined to be disabled, may qualify for a disability benefit. New members, on or after July 1, 2013, must have at least ten years of qualifying service credit to apply for disability benefits. Members in the DC Plan who become disabled are entitled only to their account balance. Eligible survivors of members who die before service retirement may qualify for monthly benefits. If a member of the DC Plan dies before retirement benefits begin, the member's designated beneficiary is entitled to receive the member's account balance.

Eligible survivors of members who die before service retirement may qualify for monthly benefits. If a member of the DC Plan dies before retirement benefits begin, the member's designated beneficiary is entitled to receive the member's account balance.

Funding Policy - Employer and member contribution rates are established by the State Teachers Retirement Board and limited by Chapter 3307 of the Ohio Revised Code. The fiscal year 2024 employer and employee contribution rate of 14% was equal to the statutory maximum rates. For fiscal year 2024, the full employer contribution was allocated to pension.

The Academy's contractually required contribution to STRS was \$51,816 for fiscal year 2024.

***Net Pension Liabilities, Pension Expense, and Deferred Outflows of Resources and Deferred Inflows of Resources Related to Pensions***

The net pension liability was measured as of June 30, 2023, and the total pension liability used to calculate the net pension liability was determined by an actuarial valuation as of that date. The Academy's proportion of the net pension liability was based on the Academy's share of contributions to the pension plan relative to the contributions of all participating entities.

Following is information related to the proportionate share and pension expense:

	<u>SERS</u>	<u>STRS</u>	<u>Total</u>
Proportion of the net pension liability prior measurement date	0.006034800%	0.002470530%	
Proportion of the net pension liability current measurement date	<u>0.008693300%</u>	<u>0.003595650%</u>	
Change in proportionate share	<u>0.002658500%</u>	<u>0.001125120%</u>	
Proportionate share of the net pension liability	\$ 480,349	\$ 774,320	\$ 1,254,669
Pension expense	\$ 122,938	\$ (82,118)	\$ 40,820

**RENAISSANCE ACADEMY  
D\B\A THE BESSIE SHERROD PRICE PREPARATORY ACADEMY  
FRANKLIN COUNTY, OHIO**

**NOTES TO THE BASIC FINANCIAL STATEMENTS  
FOR THE FISCAL YEAR ENDED JUNE 30, 2024**

**NOTE 8 - DEFINED BENEFIT PENSION PLANS - (Continued)**

At June 30, 2024, the Academy reported deferred outflows of resources and deferred inflows of resources related to pensions from the following sources:

	SERS	STRS	Total
<b>Deferred outflows of resources</b>			
Differences between expected and actual experience	\$ 20,646	\$ 28,229	\$ 48,875
Changes of assumptions	3,403	63,769	67,172
Difference between employer contributions and proportionate share of contributions/ change in proportionate share	119,430	204,706	324,136
Contributions subsequent to the measurement date	<u>46,635</u>	<u>51,816</u>	<u>98,451</u>
Total deferred outflows of resources	<u>\$ 190,114</u>	<u>\$ 348,520</u>	<u>\$ 538,634</u>
	SERS	STRS	Total
<b>Deferred inflows of resources</b>			
Differences between expected and actual experience	\$ -	\$ 1,716	\$ 1,716
Net difference between projected and actual earnings on pension plan investments	6,751	2,319	9,070
Changes of assumptions	-	48,000	48,000
Difference between employer contributions and proportionate share of contributions/ change in proportionate share	<u>-</u>	<u>221,510</u>	<u>221,510</u>
Total deferred inflows of resources	<u>\$ 6,751</u>	<u>\$ 273,545</u>	<u>\$ 280,296</u>

\$98,451 reported as deferred outflows of resources related to pension resulting from Academy contributions subsequent to the measurement date will be recognized as a reduction of the net pension liability in the fiscal year ending June 30, 2025.

Other amounts reported as deferred outflows of resources and deferred inflows of resources related to pension will be recognized in pension expense as follows:

	SERS	STRS	Total
<b>Fiscal Year Ending June 30:</b>			
2025	\$ 57,821	\$ (88,636)	\$ (30,815)
2026	20,452	(63,317)	(42,865)
2027	58,096	128,087	186,183
2028	<u>359</u>	<u>47,025</u>	<u>47,384</u>
Total	<u>\$ 136,728</u>	<u>\$ 23,159</u>	<u>\$ 159,887</u>

**RENAISSANCE ACADEMY  
D\B\A THE BESSIE SHERROD PRICE PREPARATORY ACADEMY  
FRANKLIN COUNTY, OHIO**

**NOTES TO THE BASIC FINANCIAL STATEMENTS  
FOR THE FISCAL YEAR ENDED JUNE 30, 2024**

**NOTE 8 - DEFINED BENEFIT PENSION PLANS - (Continued)**

***Actuarial Assumptions - SERS***

SERS' total pension liability was determined by their actuaries in accordance with GASB Statement No. 67, as part of their annual actuarial valuation for each defined benefit retirement plan. Actuarial valuations of an ongoing plan involve estimates of the value of reported amounts (e.g., salaries, credited service) and assumptions about the probability of occurrence of events far into the future (e.g., mortality, disabilities, retirements, employment terminations). Actuarially determined amounts are subject to continual review and potential modifications, as actual results are compared with past expectations and new estimates are made about the future.

Projections of benefits for financial reporting purposes are based on the substantive plan (the plan as understood by the employers and plan members) and include the types of benefits provided at the time of each valuation and the historical pattern of sharing benefit costs between the employers and plan members to that point. The projection of benefits for financial reporting purposes does not explicitly incorporate the potential effects of legal or contractual funding limitations. Future benefits for all current plan members were projected through 2137.

Actuarial calculations reflect a long-term perspective. For a newly hired employee, actuarial calculations will take into account the employee's entire career with the employer and also take into consideration the benefits, if any, paid to the employee after termination of employment until the death of the employee and any applicable contingent annuitant. In many cases actuarial calculations reflect several decades of service with the employer and the payment of benefits after termination.

Key methods and assumptions used in calculating the total pension liability in the latest actuarial valuation, prepared as of June 30, 2023 and June 30, 2022, are presented below:

Wage inflation:	
Current measurement date	2.40%
Prior measurement date	2.40%
Future salary increases, including inflation:	
Current measurement date	3.25% to 13.58%
Prior measurement date	3.25% to 13.58%
COLA or ad hoc COLA:	
Current measurement date	2.00%
Prior measurement date	2.00%
Investment rate of return:	
Current measurement date	7.00% net of system expenses
Prior measurement date	7.00% net of system expenses
Discount rate:	
Current measurement date	7.00%
Prior measurement date	7.00%
Actuarial cost method	Entry age normal (level percent of payroll)

In 2023, mortality rates were based on the PUB-2010 General Employee Amount Weighted Below Median Healthy Retiree mortality table projected to 2017 with ages set forward 1 year and adjusted 94.20% for males and set forward 2 years and adjusted 81.35% for females. Mortality among disabled members were based upon the PUB-2010 General Disabled Retiree mortality table projected to 2017 with ages set forward 5 years and adjusted 103.3% for males and set forward 3 years and adjusted 106.8% for females. Future improvement in mortality rates is reflected by applying the MP-2020 projection scale generationally.

**RENAISSANCE ACADEMY  
D\B\A THE BESSIE SHERROD PRICE PREPARATORY ACADEMY  
FRANKLIN COUNTY, OHIO**

**NOTES TO THE BASIC FINANCIAL STATEMENTS  
FOR THE FISCAL YEAR ENDED JUNE 30, 2024**

**NOTE 8 - DEFINED BENEFIT PENSION PLANS - (Continued)**

In the prior measurement date, mortality rates were based on the PUB-2010 General Employee Amount Weight Below Median Healthy Retiree mortality table projected to 2017 with ages set forward 1 year and adjusted 94.20% for males and set forward 2 years and adjusted 81.35% for females. Mortality among disabled members were based upon the PUB-2010 General Disabled Retiree mortality table projected to 2017 with ages set forward 5 years and adjusted 103.3% for males and set forward 3 years and adjusted 106.8% for females. Future improvement in mortality rates is reflected by applying the MP-2020 projection scale generationally.

The most recent experience study was completed for the five-year period ended June 30, 2020.

The long-term return expectation for the Pension Plan Investments has been determined by using a building-block approach and assumes a time horizon, as defined in SERS' *Statement of Investment Policy*. Ohio Revised Code Section 3309.15 and the Board-adopted Investment Policy govern investment activity at SERS. A forecasted rate of inflation serves as the baseline for the return expectation. Various real return premiums over the baseline inflation rate have been established for each asset class. The long-term expected nominal rate of return has been determined by calculating a weighted average of the expected real return premiums for each asset class, adding the projected inflation rate, and adding the expected return from rebalancing uncorrelated asset classes.

The target allocation and best estimates of arithmetic real rates of return for each major asset class are summarized in the following table:

Asset Class	Target Allocation	Long-Term Expected Real Rate of Return
Cash	2.00 %	0.75 %
US Equity	24.75	4.82
Non-US Equity Developed	13.50	5.19
Non-US Equity Emerging	6.75	5.98
Fixed Income/Global Bonds	19.00	2.24
Private Equity	12.00	7.49
Real Estate/Real Assets	17.00	3.70
Private Debt/Private Credit	5.00	5.64
Total	<u>100.00 %</u>	

**Discount Rate** - Total pension liability was calculated using the discount rate of 7.00%. The discount rate determination did not use a municipal bond rate. The projection of cash flows used to determine the discount rate assumed that employers would contribute the actuarially determined contribution rate of projected compensation over the remaining 21-year amortization period of the unfunded actuarial accrued liability. The actuarially determined contribution rate of fiscal year 2023 was 14%. Projected inflows from investment earnings were calculated using the long-term assumed investment rate of return, 7.00%. Based on those assumptions, the plan's fiduciary net position was projected to be available to make all future benefit payments of current plan members. Therefore, the long-term expected rate of return on pension plan investments was applied to all periods of projected benefits to determine the total pension liability. The annual money weighted rate of return, calculated as the internal rate of return on pension plan investments, for fiscal year 2023 was 6.90%.

**Sensitivity of the Academy's Proportionate Share of the Net Pension Liability to Changes in the Discount Rate** - Net pension liability is sensitive to changes in the discount rate, and to illustrate the potential impact the following table presents the net pension liability calculated using the discount rate of 7.00%, as well as what each plan's net pension liability would be if it were calculated using a discount rate that is one percentage point lower (6.00%), or one percentage point higher (8.00%) than the current rate.

**RENAISSANCE ACADEMY  
D\B\A THE BESSIE SHERROD PRICE PREPARATORY ACADEMY  
FRANKLIN COUNTY, OHIO**

NOTES TO THE BASIC FINANCIAL STATEMENTS  
FOR THE FISCAL YEAR ENDED JUNE 30, 2024

**NOTE 8 - DEFINED BENEFIT PENSION PLANS - (Continued)**

	1% Decrease	Current Discount Rate	1% Increase
Academy's proportionate share of the net pension liability	\$ 708,971	\$ 480,349	\$ 287,779

***Actuarial Assumptions - STRS***

Key methods and assumptions used in the latest actuarial valuation, reflecting experience study results used in the June 30, 2023 and June 30, 2022, actuarial valuation are presented below:

	June 30, 2023	June 30, 2022
Inflation	2.50%	2.50%
Projected salary increases	Varies by service from 2.50% to 8.50%	Varies by service from 2.50% to 8.50%
Investment rate of return	7.00%, net of investment expenses, including inflation	7.00%, net of investment expenses, including inflation
Discount rate of return	7.00%	7.00%
Payroll increases	3.00%	3.00%
Cost-of-living adjustments (COLA)	0.00%	0.00%

For the June 30, 2023 actuarial valuation, post-retirement mortality rates are based on the Pub-2010 Teachers Healthy Annuitant Mortality Table, adjusted 110% for males, projected forward generationally using mortality improvement scale MP-2020. Pre-retirement mortality rates are based on Pub-2010 Teachers Employee Table adjusted 95% for females, projected forward generationally using mortality improvement scale MP-2020. Post-retirement disabled mortality rates are based on Pub-2010 Teachers Disabled Annuitant Table projected forward generationally using mortality improvement scale MP-2020.

For the prior measurement date, post-retirement mortality rates are based on the Pub-2010 Teachers Healthy Annuitant Mortality Table, adjusted 110% for males, projected forward generationally using mortality improvement scale MP-2020. Pre-retirement mortality rates are based on Pub-2010 Teachers Employee Table adjusted 95% for females, projected forward generationally using mortality improvement scale MP-2020. Post-retirement disabled mortality rates are based on Pub-2010 Teachers Disable Annuitant Table projected forward generationally using mortality improvement scale MP-2020.

Actuarial assumptions used in the June 30, 2023 valuation are based on the results of an actuarial experience study for the period July 1, 2015 through June 30, 2021. An actuarial experience study is done on a quinquennial basis.

STRS' investment consultant develops an estimate range for the investment return assumption based on the target allocation adopted by the Retirement Board. The target allocation and long-term expected rate of return for each major asset class are summarized as follows:

**RENAISSANCE ACADEMY  
D\B\A THE BESSIE SHERROD PRICE PREPARATORY ACADEMY  
FRANKLIN COUNTY, OHIO**

NOTES TO THE BASIC FINANCIAL STATEMENTS  
FOR THE FISCAL YEAR ENDED JUNE 30, 2024

**NOTE 8 - DEFINED BENEFIT PENSION PLANS - (Continued)**

Asset Class	Target Allocation*	Long-Term Expected Real Rate of Return **
Domestic Equity	26.00 %	6.60 %
International Equity	22.00	6.80
Alternatives	19.00	7.38
Fixed Income	22.00	1.75
Real Estate	10.00	5.75
Liquidity Reserves	1.00	1.00
Total	100.00 %	

\* Final target weights reflected at October 1, 2022.

\*\*10-Year annualized geometric nominal returns, which include the real rate of return and inflation of 2.25% and is net of investment expenses. Over a 30-year period, STRS' investment consultant indicates that the above target allocations should generate a return above the actuarial rate of return, without net value added by management.

**Discount Rate** - The discount rate used to measure the total pension liability was 7.00% as of June 30, 2023. The projection of cash flows used to determine the discount rate assumes that member and employer contributions will be made at the statutory contribution rates in accordance with the rates described previously. For this purpose, only employer contributions that are intended to fund benefits of current plan members and their beneficiaries are included. Based on those assumptions, STRS' fiduciary net position was projected to be available to make all projected future benefit payments to current plan members as of June 30, 2023. Therefore, the long-term expected rate of return on pension plan investments of 7.00% was applied to all periods of projected benefit payments to determine the total pension liability as of June 30, 2023.

**Sensitivity of the Academy's Proportionate Share of the Net Pension Liability to Changes in the Discount Rate** - The following table represents the net pension liability as of June 30, 2023, calculated using the current period discount rate assumption of 7.00%, as well as what the net pension liability would be if it were calculated using a discount rate that is one percentage point lower (6.00%) or one percentage point higher (8.00%) than the current assumption:

	1% Decrease	Current Discount Rate	1% Increase
Academy's proportionate share of the net pension liability	\$ 1,190,734	\$ 774,320	\$ 422,149

**Assumption and Benefit Changes Since the Prior Measurement Date** - The discount rate remained at 7.00% for June 30, 2023 valuation. Demographic assumptions were changed based on the actuarial experience study for the period July 1, 2015 through June 30, 2021.

**NOTE 9 - DEFINED BENEFIT OPEB PLANS**

**Net OPEB Liability/Asset**

See Note 8 for a description of the net OPEB liability (asset).



**RENAISSANCE ACADEMY  
D\B\A THE BESSIE SHERROD PRICE PREPARATORY ACADEMY  
FRANKLIN COUNTY, OHIO**

**NOTES TO THE BASIC FINANCIAL STATEMENTS  
FOR THE FISCAL YEAR ENDED JUNE 30, 2024**

**NOTE 9 - DEFINED BENEFIT OPEB PLANS - (Continued)**

***Plan Description - School Employees Retirement System (SERS)***

Health Care Plan Description - The Academy contributes to the SERS Health Care Fund, administered by SERS for non-certificated retirees and their beneficiaries. For GASB 75 purposes, this plan is considered a cost-sharing other postemployment benefit (OPEB) plan. SERS' Health Care Plan provides healthcare benefits to eligible individuals receiving retirement, disability, and survivor benefits, and to their eligible dependents. Members who retire after June 1, 1986, need 10 years of service credit, exclusive of most types of purchased credit, to qualify to participate in SERS' health care coverage. In addition to age and service retirees, disability benefit recipients and beneficiaries who are receiving monthly benefits due to the death of a member or retiree, are eligible for SERS' health care coverage. Most retirees and dependents choosing SERS' health care coverage are over the age of 65 and therefore enrolled in a fully insured Medicare Advantage plan; however, SERS maintains a traditional, self-insured preferred provider organization for its non-Medicare retiree population. For both groups, SERS offers a self-insured prescription drug program. Health care is a benefit that is permitted, not mandated, by statute. The financial report of the Plan is included in the SERS Annual Comprehensive Financial Report which can be obtained on SERS' website at [www.ohsers.org](http://www.ohsers.org) under Employers/Audit Resources.

Access to health care for retirees and beneficiaries is permitted in accordance with Section 3309 of the Ohio Revised Code. The Health Care Fund was established and is administered in accordance with Internal Revenue Code Section 105(e). SERS' Retirement Board reserves the right to change or discontinue any health plan or program. Active employee members do not contribute to the Health Care Plan. The SERS Retirement Board established the rules for the premiums paid by the retirees for health care coverage for themselves and their dependents or for their surviving beneficiaries. Premiums vary depending on the plan selected, qualified years of service, Medicare eligibility, and retirement status.

Funding Policy - State statute permits SERS to fund the health care benefits through employer contributions. Each year, after the allocation for statutorily required pensions and benefits, the Retirement Board may allocate the remainder of the employer contribution of 14% of covered payroll to the Health Care Fund in accordance with the funding policy. For the fiscal year ended June 30, 2024, SERS did not allocate any employer contributions to post-employment health care. An additional health care surcharge on employers is collected for employees earning less than an actuarially determined minimum compensation amount, pro-rated if less than a full year of service credit was earned. For fiscal year 2024, this amount was \$30,000. Statutes provide that no employer shall pay a health care surcharge greater than 2% of that employer's SERS-covered payroll; nor may SERS collect in aggregate more than 1.5% of the total statewide SERS-covered payroll for the health care surcharge. For fiscal year 2024, the Academy's surcharge obligation was \$2,680.

The surcharge added to the allocated portion of the 14% employer contribution rate is the total amount assigned to the Health Care Fund. The Academy's contractually required contribution to SERS was \$2,680 for fiscal year 2024. Of this amount, \$2,680 is reported as intergovernmental payable.

***Plan Description - State Teachers Retirement System (STRS)***

Plan Description - The State Teachers Retirement System of Ohio (STRS) administers a cost-sharing Health Plan administered for eligible retirees who participated in the defined benefit or combined pension plans offered by STRS. Ohio law authorizes STRS to offer this plan. Benefits include hospitalization, physicians' fees, prescription drugs and partial reimbursement of monthly Medicare Part B premiums. The Medicare Part B monthly reimbursement elimination date was postponed indefinitely. The Plan is included in the report of STRS which can be obtained by visiting [www.strsoh.org](http://www.strsoh.org) or by calling (888) 227-7877.

**RENAISSANCE ACADEMY  
D\B\A THE BESSIE SHERROD PRICE PREPARATORY ACADEMY  
FRANKLIN COUNTY, OHIO**

NOTES TO THE BASIC FINANCIAL STATEMENTS  
FOR THE FISCAL YEAR ENDED JUNE 30, 2024

**NOTE 9 - DEFINED BENEFIT OPEB PLANS - (Continued)**

Funding Policy - Ohio Revised Code Chapter 3307 authorizes STRS to offer the Plan and gives the Retirement Board discretionary authority over how much, if any, of the health care costs will be absorbed by STRS. Active employee members do not contribute to the Health Care Plan. Nearly all health care plan enrollees, for the most recent year, pay a portion of the health care costs in the form of a monthly premium. Under Ohio law, funding for post-employment health care may be deducted from employer contributions, currently 14% of covered payroll. For the fiscal year ended June 30, 2024, STRS did not allocate any employer contributions to post-employment health care.

***Net OPEB Liabilities/Assets, OPEB Expense, and Deferred Outflows of Resources and Deferred Inflows of Resources Related to OPEB***

The net OPEB liability/asset was measured as of June 30, 2023, and the total OPEB liability/asset used to calculate the net OPEB liability/asset was determined by an actuarial valuation as of that date. The Academy's proportion of the net OPEB liability/asset was based on the Academy's share of contributions to the respective retirement systems relative to the contributions of all participating entities.

Following is information related to the proportionate share and OPEB expense:

	<u>SERS</u>	<u>STRS</u>	<u>Total</u>
Proportion of the net OPEB liability/asset prior measurement date	0.005967900%	0.002470530%	
Proportion of the net OPEB liability/asset current measurement date	<u>0.008430700%</u>	<u>0.003595650%</u>	
Change in proportionate share	<u>0.002462800%</u>	<u>0.001125120%</u>	
Proportionate share of the net OPEB liability	\$ 138,892	\$ -	\$ 138,892
Proportionate share of the net OPEB asset	\$ -	\$ (69,930)	\$ (69,930)
OPEB expense	\$ (9,019)	\$ 1,874	\$ (7,145)

At June 30, 2024, the Academy reported deferred outflows of resources and deferred inflows of resources related to OPEB from the following sources:

	<u>SERS</u>	<u>STRS</u>	<u>Total</u>
<b>Deferred outflows of resources</b>			
Differences between expected and actual experience	\$ 288	\$ 109	\$ 397
Net difference between projected and actual earnings on OPEB plan investments	1,074	123	1,197
Changes of assumptions	46,962	10,300	57,262
Difference between employer contributions and proportionate share of contributions/change in proportionate share	108,768	6,131	114,899
Contributions subsequent to the measurement date	<u>2,680</u>	<u>-</u>	<u>2,680</u>
Total deferred outflows of resources	<u>\$ 159,772</u>	<u>\$ 16,663</u>	<u>\$ 176,435</u>

**RENAISSANCE ACADEMY  
D\B\A THE BESSIE SHERROD PRICE PREPARATORY ACADEMY  
FRANKLIN COUNTY, OHIO**

NOTES TO THE BASIC FINANCIAL STATEMENTS  
FOR THE FISCAL YEAR ENDED JUNE 30, 2024

**NOTE 9 - DEFINED BENEFIT OPEB PLANS - (Continued)**

	<u>SERS</u>	<u>STRS</u>	<u>Total</u>
<b>Deferred inflows of resources</b>			
Differences between expected and actual experience	\$ 71,630	\$ 10,668	\$ 82,298
Changes of assumptions	39,449	46,141	85,590
Difference between employer contributions and proportionate share of contributions/ change in proportionate share	<u>20,611</u>	<u>7,877</u>	<u>28,488</u>
Total deferred inflows of resources	<u>\$ 131,690</u>	<u>\$ 64,686</u>	<u>\$ 196,376</u>

\$2,680 reported as deferred outflows of resources related to OPEB resulting from Academy contributions subsequent to the measurement date will be recognized as a reduction of the net OPEB liability/asset in the fiscal year ending June 30, 2025.

Other amounts reported as deferred outflows of resources and deferred inflows of resources related to OPEB will be recognized in OPEB expense as follows:

	<u>SERS</u>	<u>STRS</u>	<u>Total</u>
Fiscal Year Ending June 30:			
2025	\$ (15,220)	\$ (17,293)	\$ (32,513)
2026	(5,549)	(11,779)	(17,328)
2027	6,105	(4,346)	1,759
2028	5,955	(5,371)	584
2029	5,472	(4,884)	588
Thereafter	<u>28,639</u>	<u>(4,350)</u>	<u>24,289</u>
Total	<u>\$ 25,402</u>	<u>\$ (48,023)</u>	<u>\$ (22,621)</u>

***Actuarial Assumptions - SERS***

The total OPEB liability is determined by SERS' actuaries in accordance with GASB Statement No. 74, as part of their annual actuarial valuation for each retirement plan. Actuarial valuations of an ongoing plan involve estimates of the value of reported amounts (e.g., salaries, credited service) and assumptions about the probability of occurrence of events far into the future (e.g., mortality, disabilities, retirements, employment terminations). Actuarially determined amounts are subject to continual review and potential modifications, as actual results are compared with past expectations and new estimates are made about the future.

Projections of benefits for financial reporting purposes are based on the substantive plan (the plan as understood by the employers and plan members) and include the types of benefits provided at the time of each valuation and the historical pattern of sharing benefit costs between the employers and plan members to that point. The projection of benefits for financial reporting purposes does not explicitly incorporate the potential effects of legal or contractual funding limitations.

Actuarial calculations reflect a long-term perspective. For a newly hired employee, actuarial calculations will take into account the employee's entire career with the employer and also take into consideration the benefits, if any, paid to the employee after termination of employment until the death of the employee and any applicable contingent annuitant. In many cases, actuarial calculations reflect several decades of service with the employer and the payment of benefits after termination.

**RENAISSANCE ACADEMY  
D/B/A THE BESSIE SHERROD PRICE PREPARATORY ACADEMY  
FRANKLIN COUNTY, OHIO**

**NOTES TO THE BASIC FINANCIAL STATEMENTS  
FOR THE FISCAL YEAR ENDED JUNE 30, 2024**

**NOTE 9 - DEFINED BENEFIT OPEB PLANS - (Continued)**

Key methods and assumptions used in calculating the total OPEB liability in the latest actuarial valuation date of June 30, 2023 and June 30, 2022 are presented below:

Wage inflation:	
Current measurement date	2.40%
Prior measurement date	2.40%
Future salary increases, including inflation:	
Current measurement date	3.25% to 13.58%
Prior measurement date	3.25% to 13.58%
Investment rate of return:	
Current measurement date	7.00% net of investment expense, including inflation
Prior measurement date	7.00% net of investment expense, including inflation
Municipal bond index rate:	
Current measurement date	3.86%
Prior measurement date	3.69%
Single equivalent interest rate, net of plan investment expense, including price inflation:	
Current measurement date	4.27%
Prior measurement date	4.08%
Medical trend assumption:	
Current measurement date	6.75 to 4.40%
Prior measurement date	7.00 to 4.40%

In 2023, the following mortality assumptions were used:

**Healthy Retirees** - PUB-2010 General Employee Amount Weighted Below Median Healthy Retiree mortality table projected to 2017 with ages set forward 1 year and adjusted 94.20% for males and set forward 2 years and adjusted 81.35% for females.

**Disabled Retirees** - PUB-2010 General Disabled Retiree mortality table projected to 2017 with ages set forward 5 years and adjusted 103.3% for males and set forward 3 years and adjusted 106.8% for females.

**Contingent Survivors** - PUB-2010 General Amount Weighted Below Median Contingent Survivor mortality table projected to 2017 with ages set forward 1 year and adjusted 105.5% for males and adjusted 122.5% for females.

**Actives** - PUB-2010 General Amount Weighted Below Median Employee mortality table.

**Mortality Projection** - Mortality rates are projected using a fully generational projection with Scale MP-2020.

In the prior measurement date, mortality rates were based on the PUB-2010 General Employee Amount Weighted Below Median Healthy Retiree mortality table projected to 2017 with ages set forward 1 year and adjusted 94.20% for males and set forward 2 years and adjusted 81.35% for females. Mortality among disabled members were based upon the PUB-2010 General Disabled Retiree mortality table projected to 2017 with ages set forward 5 years and adjusted 103.3% for males and set forward 3 years and adjusted 106.8% for females. Future improvement in mortality rates is reflected by applying the MP-2020 projection scale generationally.

The most recent experience study was completed for the five-year period ended June 30, 2020.

**RENAISSANCE ACADEMY  
D\B\A THE BESSIE SHERROD PRICE PREPARATORY ACADEMY  
FRANKLIN COUNTY, OHIO**

**NOTES TO THE BASIC FINANCIAL STATEMENTS  
FOR THE FISCAL YEAR ENDED JUNE 30, 2024**

**NOTE 9 - DEFINED BENEFIT OPEB PLANS - (Continued)**

The long-term expected rate of return is reviewed as part of the regular experience studies prepared every five years for SERS. The most recent five-year experience study was performed for the period covering fiscal years 2016 through 2020, and was adopted by the Board on April 15, 2021. Several factors are considered in evaluating the long-term rate of return assumption including long-term historical data, estimates inherent in current market data, and a long-normal distribution analysis in which best estimate ranges of expected future real rates of return (expected return, net of investment expense and inflation) were developed by the investment consultant for each major asset class. These ranges were combined to produce the long-term expected rate of return, 7.00%, by weighting the expected future real rates of return by the target asset allocation percentage and then adding expected inflation. The assumption is intended to be a long-term assumption and is not expected to change absent a significant change in the asset allocation, a change in the inflation assumption, or a fundamental change in the market that alters expected returns in future years.

The long-term expected nominal rate of return has been determined by calculating a weighted average of the expected real return premiums for each asset class, adding the projected inflation rate, and adding the expected return from rebalancing uncorrelated asset classes.

The target asset allocation and best estimates of arithmetic real rates of return for each major asset class are summarized as follows:

<u>Asset Class</u>	<u>Target Allocation</u>	<u>Long-Term Expected Real Rate of Return</u>
Cash	2.00 %	0.75 %
US Equity	24.75	4.82
Non-US Equity Developed	13.50	5.19
Non-US Equity Emerging	6.75	5.98
Fixed Income/Global Bonds	19.00	2.24
Private Equity	12.00	7.49
Real Estate/Real Assets	17.00	3.70
Private Debt/Private Credit	5.00	5.64
Total	<u>100.00 %</u>	

**Discount Rate** - The discount rate used to measure the total OPEB liability at June 30, 2023, was 4.27%. The discount rate used to measure total OPEB liability prior to June 30, 2023, was 4.08%. The projection of cash flows used to determine the discount rate assumed that contributions will be made from members and the System at the contribution rate of 1.50% of projected covered payroll each year, which includes a 1.50% payroll surcharge and no contributions from the basic benefits plan. Based on these assumptions, the OPEB plan's fiduciary net position is projected to be depleted in 2048 by SERS' actuaries. The Fidelity General Obligation 20-year Municipal Bond Index Rate was used in the determination of the single equivalent interest rate for both the June 30, 2022 and the June 30, 2023 total OPEB liability. The Municipal Bond Index Rate is the single rate that will generate a present value of benefit payments equal to the sum of the present value determined by the long-term expected rate of return, and the present value determined by discounting those benefits after the date of depletion. The Municipal Bond Index Rate was 3.86% at June 30, 2023 and 3.69% at June 30, 2022.

**Sensitivity of the Academy's Proportionate Share of the Net OPEB Liability to Changes in the Discount Rate and Changes in the Health Care Cost Trend Rates** - The net OPEB liability is sensitive to changes in the discount rate and the health care cost trend rate. The following table presents the net OPEB liability, what the net OPEB liability would be if it were calculated using a discount rate that is 1 percentage point lower (3.27%) and higher (5.27%) than the current discount rate (4.27%). Also shown is what the net OPEB liability would be based on health care cost trend rates that are 1 percentage point lower (5.75% decreasing to 3.40%) and higher (7.75% decreasing to 5.40%) than the current rate (6.75% decreasing to 4.40%).

**RENAISSANCE ACADEMY  
D\B\A THE BESSIE SHERROD PRICE PREPARATORY ACADEMY  
FRANKLIN COUNTY, OHIO**

NOTES TO THE BASIC FINANCIAL STATEMENTS  
FOR THE FISCAL YEAR ENDED JUNE 30, 2024

**NOTE 9 - DEFINED BENEFIT OPEB PLANS - (Continued)**

	<u>1% Decrease</u>	<u>Current Discount Rate</u>	<u>1% Increase</u>
Academy's proportionate share of the net OPEB liability	\$ 177,543	\$ 138,892	\$ 108,413

	<u>1% Decrease</u>	<u>Current Trend Rate</u>	<u>1% Increase</u>
Academy's proportionate share of the net OPEB liability	\$ 102,039	\$ 138,892	\$ 187,726

***Actuarial Assumptions - STRS***

Key methods and assumptions used in the latest actuarial valuation, reflecting experience study results used in the June 30, 2023 actuarial valuation, compared with June 30, 2022 actuarial valuation, are presented below:

	<u>June 30, 2023</u>	<u>June 30, 2022</u>
Inflation	2.50%	2.50%
Projected salary increases	Varies by service from 2.50% to 8.50%	Varies by service from 2.50% to 8.50%
Investment rate of return	7.00%, net of investment expenses, including inflation	7.00%, net of investment expenses, including inflation
Payroll increases	3.00%	3.00%
Cost-of-living adjustments (COLA)	0.00%	0.00%
Discount rate of return	7.00%	7.00%
Blended discount rate of return	N/A	N/A
Health care cost trends		
	Initial	Ultimate
Medical		
Pre-Medicare	7.50%	4.14%
Medicare	-10.94%	4.14%
Prescription Drug		
Pre-Medicare	-11.95%	4.14%
Medicare	1.33%	4.14%

Projections of benefits include the historical pattern of sharing benefit costs between the employers and retired plan members.

For the June 30, 2023 actuarial valuation, for healthy retirees the post-retirement mortality rates are based on the Pub-2010 Teachers Healthy Annuitant Mortality Table, adjusted 110% for males, projected forward generationally using mortality improvement scale MP-2020; pre-retirement mortality rates are based on Pub-2010 Teachers Employee Table adjusted 95% for females, projected forward generationally using mortality improvement scale MP-2020. For disabled retirees, mortality rates are based on the Pub-2010 Teachers Disabled Annuitant Table projected forward generationally using mortality improvement scale MP-2020.

**RENAISSANCE ACADEMY  
D\B\A THE BESSIE SHERROD PRICE PREPARATORY ACADEMY  
FRANKLIN COUNTY, OHIO**

**NOTES TO THE BASIC FINANCIAL STATEMENTS  
FOR THE FISCAL YEAR ENDED JUNE 30, 2024**

**NOTE 9 - DEFINED BENEFIT OPEB PLANS - (Continued)**

For the prior measurement date, for healthy retirees the post-retirement mortality rates are based on the Pub-2010 Teachers Healthy Annuitant Mortality Table, adjusted 110% for males, projected forward generationally using mortality improvement scale MP-2020; pre-retirement mortality rates are based on Pub-2010 Teachers Employee Table adjusted 95% for females, projected forward generationally using mortality improvement scale MP-2020. For disabled retirees, mortality rates are based on the Pub-2010 Teachers Disabled Annuitant Table projected forward generationally using mortality improvement scale MP-2020.

Actuarial assumptions used in the June 30, 2023 valuation are based on the results of an actuarial experience study for the period July 1, 2015 through June 30, 2021. An actuarial experience study is done on a quinquennial basis.

**Assumption Changes Since the Prior Measurement Date** - The discount rate remained unchanged at 7.00% for the June 30, 2023 valuation.

**Benefit Term Changes Since the Prior Measurement Date** - Healthcare trends were updated to reflect emerging claims and recoveries experience as well as benefit changes effective January 1, 2024.

STRS' investment consultant develops an estimate range for the investment return assumption based on the target allocation adopted by the Retirement Board. The target allocation and long-term expected rate of return for each major asset class are summarized as follows:

Asset Class	Target Allocation*	Long-Term Expected Real Rate of Return **
Domestic Equity	26.00 %	6.60 %
International Equity	22.00	6.80
Alternatives	19.00	7.38
Fixed Income	22.00	1.75
Real Estate	10.00	5.75
Liquidity Reserves	1.00	1.00
Total	<u>100.00 %</u>	

\* Final target weights reflected at October 1, 2022.

\*\*10-Year annualized geometric nominal returns, which include the real rate of return and inflation of 2.25% and is net of investment expenses. Over a 30-year period, STRS' investment consultant indicates that the above target allocations should generate a return above the actuarial rate of return, without net value added by management.

**Discount Rate** - The discount rate used to measure the total OPEB liability was 7.00% as of June 30, 2023. The projection of cash flows used to determine the discount rate assumed STRS continues to allocate no employer contributions to the health care fund. Based on those assumptions, the OPEB plan's fiduciary net position was projected to be available to make all projected future benefit payments to current plan members as of June 30, 2023. Therefore, the long-term expected rate of return on health care fund investments of 7.00% was applied to all periods of projected health care costs to determine the total OPEB liability as of June 30, 2023.

**Sensitivity of the Academy's Proportionate Share of the Net OPEB Asset to Changes in the Discount and Health Care Cost Trend Rate** - The following table represents the net OPEB asset as of June 30, 2023, calculated using the current period discount rate assumption of 7.00%, as well as what the net OPEB asset would be if it were calculated using a discount rate that is one percentage point lower (6.00%) or one percentage point higher (8.00%) than the current assumption. Also shown is the net OPEB asset as if it were calculated using health care cost trend rates that are one percentage point lower or one percentage point higher than the current health care cost trend rates.

**RENAISSANCE ACADEMY  
D\B\A THE BESSIE SHERROD PRICE PREPARATORY ACADEMY  
FRANKLIN COUNTY, OHIO**

**NOTES TO THE BASIC FINANCIAL STATEMENTS  
FOR THE FISCAL YEAR ENDED JUNE 30, 2024**

**NOTE 9 - DEFINED BENEFIT OPEB PLANS - (Continued)**

	<u>1% Decrease</u>	<u>Current Discount Rate</u>	<u>1% Increase</u>
Academy's proportionate share of the net OPEB asset	\$ 59,187	\$ 69,930	\$ 79,287
		<u>Current Trend Rate</u>	
	<u>1% Decrease</u>	<u>1% Increase</u>	
Academy's proportionate share of the net OPEB asset	\$ 79,721	\$ 69,930	\$ 58,138

**NOTE 10 - CONTINGENCIES**

**A. Grants**

The Academy received financial assistance from State agencies in the form of grants. The expense of funds received under these programs generally requires compliance with terms and conditions specified in the grant agreements and are subject to audit by the grantor agencies. Any disallowed claims resulting from such audits could become a liability. However, in the opinion of management, any such disallowed claims will not have a material effect on the overall financial position of the Academy at June 30, 2024.

**B. Litigation**

The Academy is not involved in litigation that, in the opinion of management, would have material effect on the financial statements.

**C. State Foundation Funding**

Foundation funding is based on the annualized full-time equivalent (FTE) enrollment of each student. However, there is an important nexus between attendance and enrollment for Foundation funding purposes. Community schools must provide documentation that clearly demonstrates students have participated in learning opportunities. The Ohio Department of Education and Workforce (ODEW) is legislatively required to adjust/reconcile funding as enrollment information is updated by schools throughout the State, which can extend past the fiscal year end.

Under Ohio Rev. Code Section 3314.08, ODEW may also perform a FTE review for the fiscal year that may result in an additional adjustment to the enrollment information as well as claw backs of Foundation funding due to a lack of evidence to support student participation and other matters of noncompliance.

As of the date of this report, additional ODEW adjustments for fiscal year 2024 have been finalized.

In addition, the contract with its Sponsor and Management Company requires payment based on revenues received from the State. As discussed above, additional FTE adjustments for fiscal year 2024 have been finalized. The impact on the fiscal year 2024 financial statements, related to the additional reconciliation necessary with this contract, is not material to the financial statements.



**RENAISSANCE ACADEMY  
D\B\A THE BESSIE SHERROD PRICE PREPARATORY ACADEMY  
FRANKLIN COUNTY, OHIO**

**NOTES TO THE BASIC FINANCIAL STATEMENTS  
FOR THE FISCAL YEAR ENDED JUNE 30, 2024**

**NOTE 11 - PURCHASED SERVICES**

For fiscal year 2024, the Academy made the following purchased services commitments:

	<u>Amount</u>
Professional and technical services	\$ 1,298,604
Property services	16,434
Travel milage/meeting expenses	8,366
Communications	7,456
Utilities	23,139
Contracted craft or trade	77,931
Total	<u>\$ 1,431,930</u>

**NOTE 12 - LONG-TERM OBLIGATIONS**

The Academy's long-term obligations during the year consist of the following changes.

	<u>Balance at 06/30/23</u>	<u>Additions</u>	<u>Reductions</u>	<u>Balance at 06/30/24</u>	<u>Due Within One Year</u>
Net pension liability	\$ 875,611	\$ 379,058	\$ -	\$ 1,254,669	\$ -
Net OPEB liability	83,790	55,102	-	138,892	-
Lease payable	102,754	-	(102,754)	-	-
Unemployment settlement	<u>163,891</u>	<u>-</u>	<u>-</u>	<u>163,891</u>	<u>-</u>
Total long-term obligations	<u>\$ 1,226,046</u>	<u>\$ 434,160</u>	<u>\$ (102,754)</u>	<u>\$ 1,557,452</u>	<u>\$ -</u>

See Note 8 for information on the Academy's net pension liability.

See Note 9 for information on the Academy's net OPEB liability.

On October 27, 2014, the Academy entered into a Settlement Agreement with the Ohio Attorney General for repayment of unemployment compensation liabilities. The settlement, in the amount of \$69,500, requires payments of \$1,159 per month for 60 months. This settlement amount has accrued interest on it and currently has a balance of \$163,891. No payments were made on this obligation during fiscal year 2024.

The Academy previously entered into a lease agreement for the right to use buildings. There was no remaining obligation on the lease payable at the end of fiscal year 2024.

**NOTE 13 - FISCAL DISTRESS**

Several factors have caused the Academy to experience fiscal distress. The Academy's cash balance at June 30, 2024 was \$6,478. Additionally, the Academy has a deficit net position at June 30, 2024 of \$257,854 excluding the effects of GASB 68 and GASB 75. Overcoming this deficit may be difficult without significant increases in student enrollment and related revenues in order to pay off outstanding liabilities and cover ongoing operating costs.

**RENAISSANCE ACADEMY  
D\B\A THE BESSIE SHERROD PRICE PREPARATORY ACADEMY  
FRANKLIN COUNTY, OHIO**

**NOTES TO THE BASIC FINANCIAL STATEMENTS  
FOR THE FISCAL YEAR ENDED JUNE 30, 2024**

**NOTE 14 - MANAGEMENT AGREEMENT**

Effective March 1, 2019, the School entered into a management agreement (Agreement) with Educational Empowerment Group, LLC (EEG, LLC), which is an educational consulting and management company. The term of the Agreement with EEG, LLC is for 3 years and will renew for three additional, successive three (3) year terms unless one party notifies the other party no later than six months prior to the term expiration date of its intention to not renew the Agreement. Substantially all functions of the School have been contracted to EEG, LLC. EEG, LLC is responsible and accountable to the School's Board of Directors for the administration and operation of the School. The School is required to pay EEG, LLC a monthly continuing fee of 16 percent of the School's "Qualified gross revenues", defined in the Agreement as, all revenues and income received by the School except for charitable contributions. The continuing fee is paid to EEG, LLC based on the qualified gross revenues.

The total amount due from the Academy for the fiscal year ending June 30, 2024, was \$174,666 and is included under "Purchased Services" on the Statements of Revenues, Expenses, and Changes in Net Position and accounts payable on the Statement of Net Position.

Also, per the management agreement, there are expenses that will be billed to the Academy based on the actual costs incurred by EEG, LLC. These expenses included salaries of EEG, LLC employees working in the Academy and other costs related to providing education and administrative services. The total amount billed during fiscal year 2024 was \$1,179,588.

For the period ended June 30, 2024, EEG, LLC. incurred the following expenses on behalf of the Academy:

	Regular Instruction (1100 Function codes)	Special Instruction (1200 Function codes)	Vocational Instruction (1300 Function codes)	Other Instruction (1400 and 1900 Function Codes)	Support Services (2000 Function Codes)	Non-Instructional (3000 through 7000 Function Codes)	Total
<b>Direct expenses:</b>							
Services - 100 Payroll	287,227.47	44,743.31	-	-	566,585.36	4,174.72	902,730.86
Services - 240 Insurance Benefits	-	-	-	-	-	5,439.13	5,439.13
Services - 412 Instructional Improvement	-	-	-	-	-	6,670.06	6,670.06
Services - 423 Facilities	-	-	-	-	-	890.38	890.38
Services - 425 Rentals	-	-	-	-	-	75.62	75.62
Services - 430 Travel/Mileage/Meeting	-	-	-	-	-	13,944.26	13,944.26
Services - 441 Telephone Service	-	-	-	-	-	858.13	858.13
Services - 443 Postage	-	-	-	-	-	119.99	119.99
Services - 446 Advertising	-	-	-	-	-	2,577.96	2,577.96
Services - 449 Other Communications Service	-	-	-	-	-	477.89	477.89
Services - 460 Contracted Craft or Services	-	-	-	-	-	35.00	35.00
Services - 550 Supplies and Materials	-	-	-	-	-	1,603.51	1,603.51
Services - 560 Food and Related Supplies and Materials	-	-	-	-	-	730.78	730.78
Services - 840 Dues and Fees	-	-	-	-	-	3,329.85	3,329.85
Services - 891 Student Activity Payments	-	-	-	-	-	554.93	554.93
<b>Indirect expenses:</b>							
Overhead	-	-	-	-	-	\$ 97,569.57	\$ 97,569.57
<b>Total expenses</b>	<b>287,227.47</b>	<b>44,743.31</b>	<b>-</b>	<b>-</b>	<b>566,585.36</b>	<b>139,051.78</b>	<b>1,037,607.92</b>

EEG, LLC. charges expenses benefitting more than one school (i.e. overhead) are pro-rated based on full time equivalent (FTE) head count as of June 30, 2024 by each school it manages.

**NOTE 15 - COVID-19**

The United States and the State of Ohio declared a state of emergency in March of 2020 due to the COVID-19 pandemic. Ohio's state of emergency ended in June 2021 while the national state of emergency ended in April 2023. The Academy will continue to spend available COVID-19 funding consistent with the applicable program guidelines.

## REQUIRED SUPPLEMENTARY INFORMATION

**RENAISSANCE ACADEMY  
D/B/A THE BESSIE SHERROD PRICE PREPARATORY ACADEMY  
FRANKLIN COUNTY, OHIO**

SCHEDULES OF THE REQUIRED SUPPLEMENTARY INFORMATION

SCHEDULE OF THE ACADEMY'S PROPORTIONATE SHARE OF  
THE NET PENSION LIABILITY AND  
ACADEMY PENSION CONTRIBUTIONS  
SCHOOL EMPLOYEES RETIREMENT SYSTEM (SERS) OF OHIO

LAST TEN FISCAL YEARS

<b>Fiscal Year (1)</b>	<b>Academy's Proportion of the Net Pension Liability</b>	<b>Academy's Proportionate Share of the Net Pension Liability</b>	<b>Academy's Covered Payroll</b>	<b>Academy's Proportionate Share of the Net Pension Liability as a Percentage of its Covered Payroll</b>	<b>Plan Fiduciary Net Position as a Percentage of the Total Pension Liability</b>
2024	0.008693300%	\$ 480,349	\$ 344,856	139.29%	76.06%
2023	0.006034800%	326,409	225,436	144.79%	75.82%
2022	0.005186200%	191,356	174,179	109.86%	82.86%
2021	0.003539500%	234,110	113,436	206.38%	68.55%
2020	0.002722400%	162,886	100,052	162.80%	70.85%
2019	0.005823700%	333,534	163,104	204.49%	71.36%
2018	0.005282500%	315,618	199,193	158.45%	69.50%
2017	0.005658900%	414,179	163,157	253.85%	62.98%
2016	0.009078400%	518,022	273,308	189.54%	69.16%
2015	0.005760000%	291,510	167,388	174.15%	71.70%

<b>Fiscal Year</b>	<b>Contractually Required Contributions</b>	<b>Contributions in Relation to the Contractually Required Contributions</b>	<b>Contribution Deficiency (Excess)</b>	<b>Academy's Covered Payroll</b>	<b>Contributions as a Percentage of Covered Payroll</b>
2024	\$ 46,635	\$ (46,635)	\$ -	\$ 333,107	14.00%
2023	48,284	(48,284)	-	344,886	14.00%
2022	31,561	(31,561)	-	225,436	14.00%
2021	24,385	(24,385)	-	174,179	14.00%
2020	15,881	(15,881)	-	113,436	14.00%
2019	13,507	(13,507)	-	100,052	13.50%
2018	22,019	(22,019)	-	163,104	13.50%
2017	27,887	(27,887)	-	199,193	14.00%
2016	22,842	(22,842)	-	163,157	14.00%
2015	36,022	(36,022)	-	273,308	13.18%

(1) Amounts presented for each fiscal year were determined as of the Academy's measurement date which is the prior year-end.

SEE ACCOMPANYING NOTES TO THE REQUIRED SUPPLEMENTARY INFORMATION

**RENAISSANCE ACADEMY  
D/B/A THE BESSIE SHERROD PRICE PREPARATORY ACADEMY  
FRANKLIN COUNTY, OHIO**

SCHEDULES OF THE REQUIRED SUPPLEMENTARY INFORMATION

SCHEDULE OF THE ACADEMY'S PROPORTIONATE SHARE OF  
THE NET PENSION LIABILITY AND  
ACADEMY PENSION CONTRIBUTIONS  
STATE TEACHERS RETIREMENT SYSTEM (STRS) OF OHIO

LAST TEN FISCAL YEARS

<b>Fiscal Year (1)</b>	<b>Academy's Proportion of the Net Pension Liability</b>	<b>Academy's Proportionate Share of the Net Pension Liability</b>	<b>Academy's Covered Payroll</b>	<b>Academy's Proportionate Share of the Net Pension Liability as a Percentage of its Covered Payroll</b>	<b>Plan Fiduciary Net Position as a Percentage of the Total Pension Liability</b>
2024	0.003595650%	\$ 774,320	\$ 680,821	113.73%	80.02%
2023	0.002470530%	549,202	258,607	212.37%	78.88%
2022	0.003313875%	423,709	408,136	103.82%	87.78%
2021	0.004299920%	1,040,428	529,464	196.51%	75.48%
2020	0.005380710%	1,189,912	598,621	198.78%	77.40%
2019	0.007048930%	1,549,901	811,536	190.98%	77.31%
2018	0.006112340%	1,451,999	712,993	203.65%	75.30%
2017	0.005529370%	1,850,847	562,107	329.27%	66.80%
2016	0.005382030%	1,487,436	561,529	264.89%	72.10%
2015	0.005235640%	1,273,489	534,938	238.06%	74.70%

<b>Fiscal Year</b>	<b>Contractually Required Contributions</b>	<b>Contributions in Relation to the Contractually Required Contributions</b>	<b>Contribution Deficiency (Excess)</b>	<b>Academy's Covered Payroll</b>	<b>Contributions as a Percentage of Covered Payroll</b>
2024	\$ 51,816	\$ (51,816)	\$ -	\$ 370,114	14.00%
2023	95,315	(95,315)	-	680,821	14.00%
2022	36,205	(36,205)	-	258,607	14.00%
2021	57,139	(57,139)	-	408,136	14.00%
2020	74,125	(74,125)	-	529,464	14.00%
2019	83,807	(83,807)	-	598,621	14.00%
2018	113,615	(113,615)	-	811,536	14.00%
2017	99,819	(99,819)	-	712,993	14.00%
2016	78,695	(78,695)	-	562,107	14.00%
2015	78,614	(78,614)	-	561,529	14.00%

(1) Amounts presented for each fiscal year were determined as of the Academy's measurement date which is the prior year-end.

SEE ACCOMPANYING NOTES TO THE REQUIRED SUPPLEMENTARY INFORMATION

**RENAISSANCE ACADEMY  
D/B/A THE BESSIE SHERROD PRICE PREPARATORY ACADEMY  
FRANKLIN COUNTY, OHIO**

SCHEDULES OF THE REQUIRED SUPPLEMENTARY INFORMATION

SCHEDULE OF THE ACADEMY'S PROPORTIONATE SHARE OF  
THE NET OPEB LIABILITY AND  
ACADEMY OPEB CONTRIBUTIONS  
SCHOOL EMPLOYEES RETIREMENT SYSTEM (SERS) OF OHIO

LAST EIGHT AND TEN FISCAL YEARS

<b>Fiscal Year (1) (2)</b>	<b>Academy's Proportion of the Net OPEB Liability</b>	<b>Academy's Proportionate Share of the Net OPEB Liability</b>	<b>Academy's Covered Payroll</b>	<b>Academy's Proportionate Share of the Net OPEB Liability as a Percentage of its Covered Payroll</b>	<b>Plan Fiduciary Net Position as a Percentage of the Total OPEB Liability</b>
2024	0.008430700%	\$ 138,892	\$ 344,856	40.28%	30.02%
2023	0.005967900%	83,790	225,436	37.17%	30.34%
2022	0.004816200%	91,151	174,179	52.33%	24.08%
2021	0.003631300%	78,920	113,436	69.57%	18.17%
2020	0.002585800%	65,027	100,052	64.99%	15.57%
2019	0.005578300%	154,757	163,104	94.88%	13.57%
2018	0.005261500%	141,205	199,193	70.89%	12.46%
2017	0.005536140%	157,801	163,157	96.72%	11.49%

<b>Fiscal Year</b>	<b>Contractually Required Contributions</b>	<b>Contributions in Relation to the Contractually Required Contributions</b>	<b>Contribution Deficiency (Excess)</b>	<b>Academy's Covered Payroll</b>	<b>Contributions as a Percentage of Covered Payroll</b>
2024	\$ 2,680	\$ (2,680)	\$ -	\$ 333,107	0.80%
2023	3,386	(3,386)	-	344,886	0.98%
2022	2,860	(2,860)	-	225,436	1.27%
2021	640	(640)	-	174,179	0.37%
2020	2,136	(2,136)	-	113,436	1.88%
2019	1,122	(1,122)	-	100,052	1.12%
2018	2,365	(2,365)	-	163,104	1.45%
2017	2,410	(2,410)	-	199,193	1.21%
2016	1,950	(1,950)	-	163,157	1.20%
2015	3,432	(3,432)	-	273,308	1.26%

(1) Amounts presented for each fiscal year were determined as of the Academy's measurement date which is the prior year-end.

(2) Information prior to 2017 is not available. Schedule is intended to show information for 10 years.

Additional years will be displayed as they become available.

SEE ACCOMPANYING NOTES TO THE REQUIRED SUPPLEMENTARY INFORMATION

**RENAISSANCE ACADEMY  
D/B/A THE BESSIE SHERROD PRICE PREPARATORY ACADEMY  
FRANKLIN COUNTY, OHIO**

SCHEDULES OF THE REQUIRED SUPPLEMENTARY INFORMATION

SCHEDULE OF THE ACADEMY'S PROPORTIONATE SHARE OF  
THE NET OPEB LIABILITY/(ASSET) AND  
ACADEMY OPEB CONTRIBUTIONS  
STATE TEACHERS RETIREMENT SYSTEM (STRS) OF OHIO

LAST EIGHT AND TEN FISCAL YEARS

<b>Fiscal Year (1) (2)</b>	<b>Academy's Proportion of the Net OPEB Liability/(Asset)</b>	<b>Academy's Proportionate Share of the Net OPEB Liability/(Asset)</b>	<b>Academy's Covered Payroll</b>	<b>Academy's Proportionate Share of the Net OPEB Liability/(Asset) as a Percentage of its Covered Payroll</b>	<b>Plan Fiduciary Net Position as a Percentage of the Total OPEB Liability/(Asset)</b>
2024	0.003595650%	\$ (69,930)	\$ 680,821	10.27%	168.52%
2023	0.002470530%	(63,970)	258,607	24.74%	230.73%
2022	0.003313875%	(69,870)	408,136	17.12%	174.73%
2021	0.004299920%	(75,571)	529,464	14.27%	182.10%
2020	0.005380710%	(89,117)	598,621	14.89%	174.74%
2019	0.007048930%	(113,269)	811,536	13.96%	176.00%
2018	0.006112340%	238,481	712,993	33.45%	47.10%
2017	0.005529370%	295,712	562,107	52.61%	37.30%

<b>Fiscal Year</b>	<b>Contractually Required Contributions</b>	<b>Contributions in Relation to the Contractually Required Contributions</b>	<b>Contribution Deficiency (Excess)</b>	<b>Academy's Covered Payroll</b>	<b>Contributions as a Percentage of Covered Payroll</b>
2024	\$ -	\$ -	\$ -	\$ 370,114	0.00%
2023	-	-	-	680,821	0.00%
2022	-	-	-	258,607	0.00%
2021	-	-	-	408,136	0.00%
2020	-	-	-	529,464	0.00%
2019	-	-	-	598,621	0.00%
2018	-	-	-	811,536	0.00%
2017	-	-	-	712,993	0.00%
2016	-	-	-	562,107	0.00%
2015	-	-	-	561,529	0.00%

(1) Amounts presented for each fiscal year were determined as of the Academy's measurement date which is the prior year-end.

(2) Information prior to 2017 is not available. Schedule is intended to show information for 10 years.  
Additional years will be displayed as they become available.

SEE ACCOMPANYING NOTES TO THE REQUIRED SUPPLEMENTARY INFORMATION

**RENAISSANCE ACADEMY  
D\B\A THE BESSIE SHERROD PRICE PREPARATORY ACADEMY  
FRANKLIN COUNTY, OHIO**

**NOTES TO THE REQUIRED SUPPLEMENTARY INFORMATION  
FOR THE FISCAL YEAR ENDED JUNE 30, 2024**

**NOTE 1 - PENSIONS & OTHER POSTEMPLOYMENT BENEFITS (OPEB)**

**PENSION**

*SCHOOL EMPLOYEES RETIREMENT SYSTEM (SERS) OF OHIO*

*Change in benefit terms:*

- There were no changes in benefit terms from the amounts reported for fiscal year 2015.
- There were no changes in benefit terms from the amounts reported for fiscal year 2016.
- There were no changes in benefit terms from the amounts reported for fiscal year 2017.
- For fiscal year 2018, SERS changed from a fixed 3% annual increase to a Cost of Living Adjustment (COLA) based on the changes in the Consumer Price Index (CPI-W), with a cap of 2.5% and a floor of 0%.
- For fiscal year 2019, with the authority granted the Board under Senate Bill 8, the Board has enacted a three year COLA delay for future benefit recipients commencing benefits on or after April 1, 2018.
- There were no changes in benefit terms from the amounts previously reported for fiscal year 2020.
- There were no changes in benefit terms from the amounts previously reported for fiscal year 2021.
- For fiscal year 2022, SERS changed from a Cost of Living Adjustment (COLA) of 2.5% to 2.0%.
- There were no changes in benefit terms from the amounts reported for fiscal year 2023.
- There were no changes in benefit terms from the amounts reported for fiscal year 2024.

*Change in assumptions:*

- There were no changes in methods and assumptions used in the calculation of actuarial determined contributions for fiscal year 2015.
- There were no changes in methods and assumptions used in the calculation of actuarial determined contributions for fiscal year 2016.
- For fiscal year 2017, the following changes of assumptions affected the total pension liability since the prior measurement date: (a) the assumed rate of inflation was reduced from 3.25% to 3.00%, (b) payroll growth assumption was reduced from 4.00% to 3.50%, (c) assumed real wage growth was reduced from 0.75% to 0.50%, (d) rates of withdrawal, retirement and disability were updated to reflect recent experience, (e) mortality among active members was updated to RP-2014 Blue Collar Mortality Table with fully generational projection and a five year age set-back for both males and females, (f) mortality among service retired members and beneficiaries was updated to the following RP-2014 Blue Collar Mortality Table with fully generational projection with Scale BB, 120% of male rates and 110% of female rates, (g) mortality among disabled members was updated to RP-2000 Disabled Mortality Table, 90% for male rates and 100% for female rates, set back five years is used for the period after disability retirement and (h) the discount rate was reduced from 7.75% to 7.50%.
- There were no changes in methods and assumptions used in the calculation of actuarial determined contributions for fiscal year 2018.
- There were no changes in methods and assumptions used in the calculation of actuarial determined contributions for fiscal year 2019.
- There were no changes in methods and assumptions used in the calculation of actuarial determined contributions for fiscal year 2020.
- There were no changes in methods and assumptions used in the calculation of actuarial determined contributions for fiscal year 2021.
- For fiscal year 2022, the following changes of assumptions affected the total pension liability since the prior measurement date: (a) wage inflation decreased from 3.00% to 2.40%, (b) future salary increases changed from 3.50%-18.20% to 3.25%-13.58%, (c) investment rate of return decreased from 7.50% to 7.00%, (d) discount rate decreased from 7.50% to 7.00% and (e) mortality tables changed from the RP-2014 Blue Collar mortality table to the PUB-2010 General Employee Amount Weighted Below Median Healthy Retiree mortality table.



**RENAISSANCE ACADEMY  
D\B\A THE BESSIE SHERROD PRICE PREPARATORY ACADEMY  
FRANKLIN COUNTY, OHIO**

**NOTES TO THE REQUIRED SUPPLEMENTARY INFORMATION  
FOR THE FISCAL YEAR ENDED JUNE 30, 2024**

**NOTE 1 - PENSIONS & OTHER POSTEMPLOYMENT BENEFITS (OPEB) - (Continued)**

- There were no changes in methods and assumptions used in the calculation of actuarial determined contributions for fiscal year 2023.
- There were no changes in methods and assumptions used in the calculation of actuarial determined contributions for fiscal year 2024.

*STATE TEACHERS RETIREMENT SYSTEM (STRS) OF OHIO*

*Change in benefit terms:*

- There were no changes in benefit terms from the amounts reported for fiscal year 2015.
- There were no changes in benefit terms from the amounts reported for fiscal year 2016.
- There were no changes in benefit terms from the amounts reported for fiscal year 2017.
- For fiscal year 2018, STRS decreased the Cost of Living Adjustment (COLA) to zero.
- There were no changes in benefit terms from amounts previously reported for fiscal year 2019.
- There were no changes in benefit terms from amounts previously reported for fiscal year 2020.
- There were no changes in benefit terms from amounts previously reported for fiscal year 2021.
- There were no changes in benefit terms from amounts previously reported for fiscal year 2022.
- There were no changes in benefit terms from amounts previously reported for fiscal year 2023.
- There were no changes in benefit terms from amounts previously reported for fiscal year 2024.

*Changes in assumptions:*

- There were no changes in methods and assumptions used in the calculation of actuarial determined contributions for fiscal year 2015.
- There were no changes in methods and assumptions used in the calculation of actuarial determined contributions for fiscal year 2016.
- There were no changes in methods and assumptions used in the calculation of actuarial determined contributions for fiscal year 2017.
- For fiscal year 2018, the following changes of assumption affected the total pension liability since the prior measurement date: (a) the long-term expected rate of return was reduced from 7.75% to 7.45%, (b) the inflation assumption was lowered from 2.75% to 2.50%, (c) the payroll growth assumption was lowered to 3.00%, (d) total salary increases rate was lowered by decreasing the merit component of the individual salary increases, in addition to a decrease of 0.25% due to lower inflation, (e) the healthy and disabled mortality assumptions were updated to the RP-2014 mortality tables with generational improvement scale MP-2016 and (f) rates of retirement, termination and disability were modified to better reflect anticipated future experience.
- There were no changes in methods and assumptions used in the calculation of actuarial determined contributions for fiscal year 2019.
- There were no changes in methods and assumptions used in the calculation of actuarial determined contributions for fiscal year 2020.
- There were no changes in methods and assumptions used in the calculation of actuarial determined contributions for fiscal year 2021.
- For fiscal year 2022, the following changes of assumption affected the total pension liability since the prior measurement date: (a) the long-term expected rate of return was reduced from 7.45% to 7.00% and (b) the discount rate of return was reduced from 7.45% to 7.00%.
- For fiscal year 2023, the following changes of assumption affected the total pension liability since the prior measurement date: the projected salary increases went from 12.50% at age 20 to 2.50% at age 65 to varies by service from 2.50% to 8.50%.
- There were no changes in methods and assumptions used in the calculation of actuarial determined contributions for fiscal year 2024.

**RENAISSANCE ACADEMY  
D\B\A THE BESSIE SHERROD PRICE PREPARATORY ACADEMY  
FRANKLIN COUNTY, OHIO**

**NOTES TO THE REQUIRED SUPPLEMENTARY INFORMATION  
FOR THE FISCAL YEAR ENDED JUNE 30, 2024**

**NOTE 1 - PENSIONS & OTHER POSTEMPLOYMENT BENEFITS (OPEB) - (Continued)**

**OTHER POSTEMPLOYMENT BENEFITS (OPEB)**

*SCHOOL EMPLOYEES RETIREMENT SYSTEM (SERS) OF OHIO*

*Change in benefit terms:*

- There were no changes in benefit terms from the amounts reported for fiscal year 2017.
- There were no changes in benefit terms from the amounts reported for fiscal year 2018.
- There were no changes in benefit terms from the amounts reported for fiscal year 2019.
- There were no changes in benefit terms from the amounts reported for fiscal year 2020.
- There were no changes in benefit terms from the amounts reported for fiscal year 2021.
- There were no changes in benefit terms from the amounts reported for fiscal year 2022.
- There were no changes in benefit terms from the amounts reported for fiscal year 2023.
- There were no changes in benefit terms from the amounts reported for fiscal year 2024.

*Change in assumptions:*

- There were no changes in methods and assumptions used in the calculation of actuarial determined contributions for fiscal year 2017.
- For fiscal year 2018, the following changes of assumptions affected the total OPEB liability since the prior measurement date: (a) assumed rate of inflation was reduced from 3.25% to 3.00%, (b) payroll growth assumption was reduced from 4.00% to 3.50%, (c) assumed real wage growth was reduced from 0.75% to 0.50%, (d) rates of withdrawal, retirement, and disability were updated to reflect recent experience, (e) mortality among active members was updated to the following: RP-2014 Blue Collar Mortality Table with fully generational projection and a five-year age set-back for both males and females, (f) mortality among service retired members and beneficiaries was updated to the following: RP-2014 Blue Collar Mortality Table with fully generational projection with Scale BB, 120% of male rates, and 110% of female rates, (g) mortality among disabled members was updated to the following: RP-2000 Disabled Mortality Table, 90% for male rates and 100% for female rates, set back five years is used for the period after disability retirement, (h) the municipal bond index rate increased from 2.92% to 3.56% and (i) the single equivalent interest rate, net of plan investment expense, including price inflation increased from 2.98% to 3.63%.
- For fiscal year 2019, the following changes of assumptions affected the total OPEB liability since the prior measurement date: (a) the discount rate increased from 3.63% to 3.70%, (b) the health care cost trend rates for Medicare were changed from a range of 5.50%-5.00% to a range of 5.375%-4.75% and Pre-Medicare were changed from a range of 7.50%-5.00% to a range of 7.25%-4.75%, (c) the municipal bond index rate increased from 3.56% to 3.62% and (d) the single equivalent interest rate, net of plan investment expense, including price inflation increased from 3.63% to 3.70%.
- For fiscal year 2020, the following changes of assumptions affected the total OPEB liability since the prior measurement date: (a) the discount rate decreased from 3.70% to 3.22%, (b) the health care cost trend rates for Medicare were changed from a range of 5.375%-4.75% to a range of 5.25%-4.75% and Pre-Medicare were changed from a range of 7.25%-4.75% to a range of 7.00%-4.75%, (c) the municipal bond index rate decreased from 3.62% to 3.13% and (d) the single equivalent interest rate, net of plan investment expense, including price inflation decreased from 3.70% to 3.22%.
- For fiscal year 2021, the following changes of assumptions affected the total OPEB liability since the prior measurement date: (a) the discount rate decreased from 3.22% to 2.63% and (b) the municipal bond index rate decreased from 3.13% to 2.45%, and (c) the single equivalent interest rate, net of plan investment expense, including price inflation decreased from 3.22% to 2.63%.

**RENAISSANCE ACADEMY  
D\B\A THE BESSIE SHERROD PRICE PREPARATORY ACADEMY  
FRANKLIN COUNTY, OHIO**

**NOTES TO THE REQUIRED SUPPLEMENTARY INFORMATION  
FOR THE FISCAL YEAR ENDED JUNE 30, 2024**

**NOTE 1 - PENSIONS & OTHER POSTEMPLOYMENT BENEFITS (OPEB) - (Continued)**

- For fiscal year 2022, the following changes of assumptions affected the total OPEB liability since the prior measurement date: (a) wage inflation decreased from 3.00% to 2.40%, (b) future salary increases changed from 3.50%-18.20% to 3.25%-13.58%, (c) investment rate of return decreased from 7.50% to 7.00%, (d) discount rate decreased from 7.50% to 7.00% and (e) mortality tables changed from the RP-2014 Blue Collar mortality table to the PUB-2010 General Employee Amount Weighted Below Median Healthy Retiree mortality table.
- For fiscal year 2023, the following changes of assumptions affected the total OPEB liability since the prior measurement date: (a) municipal bond index rate went from 1.92% to 3.69%, (b) single equivalent interest rate when from 2.27% to 4.08% and (c) medical trend assumptions went from 5.125% to 4.40% Medicare and 6.75% to 4.40% Pre-Medicare to 7.00% to 4.40%.
- For fiscal year 2024, the following changes of assumptions affect the total OPEB liability since the prior measurement date: (a) municipal bond index rate went from 3.69% to 3.86%, (b) single equivalent interest rate when from 4.08% to 4.27% and (c) medical trend assumptions went from 7.00% to 4.40% to 6.75% to 4.40%.

**STATE TEACHERS RETIREMENT SYSTEM (STRS) OF OHIO**

*Change in benefit terms:*

- There were no changes in benefit terms from the amounts previously reported for fiscal year 2017.
- For fiscal year 2018, STRS reduced the subsidy multiplier for non-Medicare benefit recipients from 2.1% to 1.9% per year of service. Medicare Part B premium reimbursements were discontinued for certain survivors and beneficiaries and all remaining Medicare Part B premium reimbursements will be discontinued beginning January 2019.
- For fiscal year 2019, STRS increased the subsidy multiplier for non-Medicare benefit recipients from 1.9% to 1.944% per year of service effective January 1, 2019. The non-Medicare frozen subsidy base premium was increased January 1, 2019 and all remaining Medicare Part B premium reimbursements will be discontinued beginning January 1, 2020.
- For fiscal year 2020, STRS increased the subsidy percentage from 1.944% to 1.984% effective January 1, 2020. The Medicare subsidy percentages were adjusted effective January 1, 2021 to 2.1% for the Medicare plan. The Medicare Part B monthly reimbursement elimination date was postponed to January 1, 2021.
- For fiscal year 2021, the non-Medicare subsidy percentage was increased effective January 1, 2021 from 1.984% to 2.055% per year of service. The non-Medicare frozen subsidy base premium was increased effective January 1, 2021. The Medicare subsidy percentages were adjusted effective January 1, 2021 to 2.1% for the AMA Medicare plan. The Medicare Part B monthly reimbursement elimination date was postponed indefinitely.
- For fiscal year 2022, the non-Medicare subsidy percentage was increased effective January 1, 2022 from 2.055% to 2.100%. The non-Medicare frozen subsidy base premium was increased effective January 1, 2022. The Medicare Part D subsidy was updated to reflect it is expected to be negative in CY2022. The Part B monthly reimbursement elimination date was postponed indefinitely.
- There were no changes in benefit terms from the amounts previously reported for fiscal year 2023.
- There were no changes in benefit terms from the amounts previously reported for fiscal year 2024.

**RENAISSANCE ACADEMY  
D\B\A THE BESSIE SHERROD PRICE PREPARATORY ACADEMY  
FRANKLIN COUNTY, OHIO**

**NOTES TO THE REQUIRED SUPPLEMENTARY INFORMATION  
FOR THE FISCAL YEAR ENDED JUNE 30, 2024**

**NOTE 1 - PENSIONS & OTHER POSTEMPLOYMENT BENEFITS (OPEB) - (Continued)**

*Change in assumptions:*

- There were no changes in methods and assumptions used in the calculation of actuarial determined contributions for fiscal year 2017.
- For fiscal year 2018, the following changes of assumptions affected the total OPEB liability since the prior measurement date: (a) the discount rate was increased from 3.26% to 4.13% based on the methodology defined under GASB Statement No. 74, Financial Reporting for Postemployment Benefit Plans Other Than Pension Plans (OPEB), (b) the long term expected rate of return was reduced from 7.75% to 7.45%, (c) valuation year per capita health care costs were updated, and the salary scale was modified, (d) the percentage of future retirees electing each option was updated based on current data and the percentage of future disabled retirees and terminated vested participants electing health coverage were decreased and (e) the assumed mortality, disability, retirement, withdrawal and future health care cost trend rates were modified along with the portion of rebated prescription drug costs.
- For fiscal year 2019, the following changes of assumptions affected the total OPEB liability/asset since the prior measurement date: (a) the discount rate was increased from the blended rate of 4.13% to the long-term expected rate of return of 7.45% based on the methodology defined under GASB Statement No. 74, Financial Reporting for Postemployment Benefit Plans Other Than Pension Plans (OPEB) and (b) decrease in health care cost trend rates from 6.00%-11.00% initial; 4.50% ultimate down to Medical Pre-Medicare 6.00% and Medicare 5.00% initial; 4.00% ultimate and Prescription Drug Pre-Medicare 8.00% and Medicare (5.23%) initial; 4.00% ultimate.
- For fiscal year 2020, health care cost trend rates were changed to the following: medical pre-Medicare from 6.00% initial - 4.00% ultimate down to 5.87% initial - 4.00% ultimate; medical Medicare from 5.00% initial - 4.00% ultimate down to 4.93% initial - 4.00% ultimate; prescription drug pre-Medicare from 8.00% initial - 4.00% ultimate down to 7.73% initial - 4.00% ultimate and (5.23%) initial - 4.00% ultimate up to 9.62% initial - 4.00% ultimate.
- For fiscal year 2021, health care cost trend rates were changed to the following: medical pre-Medicare from 5.87% initial - 4.00% ultimate down to 5.00% initial - 4.00% ultimate; medical Medicare from 4.93% initial - 4.00% ultimate down to -6.69% initial - 4.00% ultimate; prescription drug pre-Medicare from 7.73% initial - 4.00% ultimate down to 6.50% initial - 4.00% ultimate; prescription drug Medicare from 9.62% initial - 4.00% ultimate up to 11.87% initial - 4.00% ultimate.
- For fiscal year 2022, the following changes of assumption affected the total OPEB liability since the prior measurement date: (a) the long-term expected rate of return was reduced from 7.45% to 7.00%, (b) the discount rate of return was reduced from 7.45% to 7.00% and (c) health care cost trend rates were changed to the following: medical Medicare from -6.69% initial - 4.00% ultimate down to -16.18% initial - 4.00% ultimate; prescription drug Medicare from 11.87% initial - 4.00% ultimate up to 29.98% initial - 4.00% ultimate.
- For fiscal year 2023, the following changes of assumption affected the total OPEB liability since the prior measurement date: (a) projected salary increase went from 12.50% at age 20 to 2.50% at age 65 to varies by services from 2.50% to 8.50% and (b) health care cost trend rates were changed to the following: Pre-Medicare from 5.00% initial - 4.00% ultimate to 7.50% initial - 3.94% ultimate; medical Medicare from -16.18% initial - 4.00% ultimate to -68.78% initial - 3.94% ultimate; prescription drug Pre-Medicare from 6.50% initial - 4.00% ultimate to 9.00% initial - 3.94% ultimate; Medicare from 29.98% initial - 4.00% ultimate to -5.47% initial - 3.94% ultimate.
- For fiscal year 2024, the following changes of assumption affected the total OPEB liability since the prior measurement date: (a) health care cost trend rates were changed to the following: Pre-Medicare from 7.50% initial - 3.94% ultimate to 7.50% initial - 4.14% ultimate; medical Medicare from -68.78% initial - 3.94% ultimate to -10.94% initial - 4.14% ultimate; prescription drug Pre-Medicare from 9.00% initial - 3.94% ultimate to -11.95% initial - 4.14% ultimate; Medicare from -5.47% initial - 3.94% ultimate to 1.33% initial - 4.14% ultimate.

**THE RENAISSANCE ACADEMY  
FRANKLIN COUNTY, OHIO  
SCHEDULE OF EXPENDITURES OF FEDERAL AWARDS  
FOR THE FISCAL YEAR ENDED JUNE 30, 2024**

Federal Grantor/ Pass-Through Grantor/ Program Title	Assistance Listing #	Grant Year	Expenses
<b>U. S. Department of Education</b>			
<i>Passed Through Ohio Department of Education and Workforce:</i>			
Title I	84.010A	2023/2024	\$ 113,135
Title I - Supplemental School Improvement	84.010A	2023/2024	70,927
Title I - Expanding Opportunities Grant	84.010A	2024	28,149
<i>Total Title I</i>			<u>212,211</u>
COVID-19: Educations Stabilization Fund (ESSER II)	84.425D	2023	14,492
COVID-19: Educations Stabilization Fund (ARP ESSER)	84.425U	2023/2024	459,825
COVID-19: Educations Stabilization Fund (ARP HOMELESS)	84.425U	2024	599
<i>Total Education Stabilization Fund</i>			<u>474,916</u>
Stronger Connections Grant - 584	84.424F	2024	10,783
Title IV-A Student Support and Academic Achievement	84.424A	2023/2024	6,775
<i>Total Title IV</i>			<u>17,558</u>
IDEA Part B	84.027A	2023/2024	26,069
Title II-A Supporting Effective Instruction	84.367A	2024	6,790
<i>Total U.S. Department of Education</i>			<u>737,544</u>
<b>U. S. Department of Agriculture</b>			
<i>Passed Through the Ohio Department of Education and Workforce:</i>			
<i>Child Nutrition Cluster:</i>			
<i>Cash Assistance:</i>			
School Breakfast Program	10.553	2024	22,228
School Breakfast Program (COVID-19)	10.553	2024	9,326
National School Lunch Program	10.555	2024	48,601
<i>Total Child Nutrition Cluster</i>			<u>80,155</u>
<i>Total U.S. Department of Agriculture</i>			<u>80,155</u>
<b>TOTAL FEDERAL FINANCIAL ASSISTANCE</b>			<u><b>\$ 817,699</b></u>

The accompanying notes are an integral part of this schedule.

**THE RENAISSANCE ACADEMY  
FRANKLIN COUNTY, OHIO  
NOTES TO THE SCHEDULE OF EXPENDITURES OF FEDERAL AWARDS  
2 CFR 200.510(B)(6)  
FOR THE FISCAL YEAR ENDED JUNE 30, 2024**

**NOTE A - BASIS OF PRESENTATION**

The accompanying Schedule of Expenditures of Federal Awards (the Schedule) includes the federal award activity of the Renaissance Academy, Franklin County, Ohio (the Academy) under programs of the federal government for the year ended June 30, 2024. The information on this Schedule is prepared in accordance with the requirements of Title 2 U.S. Code of Federal Regulations Part 200, *Uniform Administrative Requirements, Cost Principles, and Audit Requirements for Federal Awards* (Uniform Guidance). Because the Schedule presents only a selected portion of the operations of the Academy, it is not intended to and does not present the financial position, changes in net position, or cash flows of the Academy.

**NOTE B - SUMMARY OF SIGNIFICANT ACCOUNTING POLICIES**

Expenditures reported on the Schedule are reported on the cash basis of accounting. Such expenditures are recognized following the cost principles contained in the Uniform Guidance, wherein certain types of expenditures may or may not be allowable or may be limited as to reimbursement.

**NOTE C - INDIRECT COST RATE**

The Academy has elected not to use the 10-percent de minimis indirect cost rate as allowed under the Uniform Guidance.

**NOTE D - CHILD NUTRITION CLUSTER**

The Academy commingles cash receipts from the U.S. Department of Agriculture with similar State Grants. When reporting expenditures on this Schedule, the Academy assumes it expends federal monies first.

INDEPENDENT AUDITOR'S REPORT ON INTERNAL CONTROL OVER FINANCIAL REPORTING AND  
ON COMPLIANCE AND OTHER MATTERS BASED ON AN AUDIT OF FINANCIAL STATEMENTS  
REQUIRED BY GOVERNMENT AUDITING STANDARDS

The Renaissance Academy  
Franklin County  
1555 Elain Road  
Columbus, Ohio 43227

To the Board of Directors:

We have audited, in accordance with the auditing standards generally accepted in the United States of America and the standards applicable to financial audits contained in *Government Auditing Standards*, issued by the Comptroller General of the United States, the financial statements of The Renaissance Academy, Franklin County, Ohio (the Academy), as of and for the year ended June 30, 2024, and the related notes to the financial statements, which collectively comprise the Academy's basic financial statements, and have issued our report thereon dated February 27, 2025.

***Internal Control Over Financial Reporting***

In planning and performing our audit of the financial statements, we considered the Academy's internal control over financial reporting (internal control) to determine the audit procedures that are appropriate in the circumstances for the purpose of expressing our opinion on the financial statements, but not for the purpose of expressing an opinion on the effectiveness of the Academy's internal control. Accordingly, we do not express an opinion on the effectiveness of the Academy's internal control.

A *deficiency in internal control* exists when the design or operation of a control does not allow management or employees, in the normal course of performing their assigned functions, to prevent, or detect and correct, misstatements on a timely basis. A *material weakness* is a deficiency, or a combination of deficiencies, in internal control, such that there is a reasonable possibility that a material misstatement of the Academy's financial statements will not be prevented, or detected and corrected on a timely basis. A *significant deficiency* is a deficiency, or a combination of deficiencies, in internal control that is less severe than a material weakness, yet important enough to merit attention by those charged with governance.


Our consideration of internal control was for the limited purpose described in the first paragraph of this section and was not designed to identify all deficiencies in internal control that might be material weaknesses or, significant deficiencies. Given these limitations, during our audit we did not identify any deficiencies in internal control that we consider to be material weaknesses. However, material weaknesses or significant deficiencies may exist that have not been identified.

***Compliance and Other Matters***

As part of obtaining reasonable assurance about whether the Academy's financial statements are free from material misstatement, we performed tests of its compliance with certain provisions of laws, regulations, contracts, and grant agreements, noncompliance with which could have a direct and material effect on the determination of financial statement amounts. However, providing an opinion on compliance with those provisions was not an objective of our audit and accordingly, we do not express such an opinion. The results of our tests disclosed no instances of noncompliance or other matters that are required to be reported under *Government Auditing Standards*.

***Purpose of this Report***

The purpose of this report is solely to describe the scope of our testing of internal control and compliance and the results of that testing, and not to provide an opinion on the effectiveness of the Academy's internal control or on compliance. This report is an integral part of an audit performed in accordance with *Government Auditing Standards* in considering the Academy's internal control and compliance. Accordingly, this communication is not suitable for any other purpose.

A handwritten signature in black ink that reads "Charles E. Harris".

***Charles E. Harris & Associates, Inc.***  
February 27, 2025



***Charles E. Harris & Associates, Inc.***

*Certified Public Accountants*

5510 Pearl Road Ste 102

Parma, OH 44129-2550

Phone - (216) 575-1630

Fax - (216) 436-2411

---

INDEPENDENT AUDITOR'S REPORT ON COMPLIANCE WITH REQUIREMENTS  
APPLICABLE TO THE MAJOR FEDERAL PROGRAM AND ON INTERNAL CONTROL OVER  
COMPLIANCE REQUIRED BY THE UNIFORM GUIDANCE

The Renaissance Academy  
Franklin County  
1555 Elain Road  
Columbus, Ohio 43227

To the Board of Directors:

**Report on Compliance for the Major Federal Program**

***Opinion on the Major Federal Program***

We have audited the Renaissance Academy, Franklin County, Ohio's (the Academy) compliance with the types of compliance requirements identified as subject to audit in the U.S. Office of Management and Budget (OMB) *Compliance Supplement* that could have a direct and material effect on the Academy's major federal program for the year ended June 30, 2024. The Academy's major federal program is identified in the *Summary of Auditor's Results* section of the accompanying Schedule of Findings.

In our opinion, the Academy complied, in all material respects, with the compliance requirements referred to above that could have a direct and material effect on its major federal program for the year ended June 30, 2024.

***Basis for Opinion on the Major Federal Program***

We conducted our audit of compliance in accordance with auditing standards generally accepted in the United States of America (GAAS); the standards applicable to financial audits contained in *Government Auditing Standards* issued by the Comptroller General of the United States (*Government Auditing Standards*); and the audit requirements of Title 2 U.S. *Code of Federal Regulations* Part 200, *Uniform Administrative Requirements, Cost Principles, and Audit Requirements for Federal Awards* (Uniform Guidance). Our responsibilities under those standards and the Uniform Guidance are further described in the *Auditor's Responsibilities for the Audit of Compliance* section of our report.

We are required to be independent of the Academy and to meet our other ethical responsibilities, in accordance with relevant ethical requirements relating to our audit. We believe that the audit evidence we have obtained is sufficient and appropriate to provide a basis for our opinion on compliance for the major federal program. Our audit does not provide a legal determination of the Academy's compliance with the compliance requirements referred to above.

***Responsibilities of Management for Compliance***

The Academy's management is responsible for compliance with the requirements referred to above and for the design, implementation, and maintenance of effective internal control over compliance with the requirements of laws, statutes, regulations, rules, and provisions of contracts or grant agreements applicable to the Academy's federal programs.

### ***Auditor's Responsibilities for the Audit of Compliance***

Our objectives are to obtain reasonable assurance about whether material noncompliance with the compliance requirements referred to above occurred, whether due to fraud or error, and express an opinion on the Academy's compliance based on our audit. Reasonable assurance is a high level of assurance but is not absolute assurance and therefore is not a guarantee that an audit conducted in accordance with GAAS, *Government Auditing Standards*, and the Uniform Guidance will always detect material noncompliance when it exists. The risk of not detecting material noncompliance resulting from fraud is higher than for that resulting from error, as fraud may involve collusion, forgery, intentional omissions, misrepresentations, or the override of internal control. Noncompliance with the compliance requirements referred to above is considered material if there is a substantial likelihood that, individually or in the aggregate, it would influence the judgment made by a reasonable user of the report on compliance about the Academy's compliance with the requirements of the major federal program as a whole.

In performing an audit in accordance with GAAS, *Government Auditing Standards*, and the Uniform Guidance, we:

- exercise professional judgment and maintain professional skepticism throughout the audit.
- identify and assess the risks of material noncompliance, whether due to fraud or error, and design and perform audit procedures responsive to those risks. Such procedures include examining, on a test basis, evidence regarding the Academy's compliance with the compliance requirements referred to above and performing such other procedures as we considered necessary in the circumstances.
- obtain an understanding of the Academy's internal control over compliance relevant to the audit in order to design audit procedures that are appropriate in the circumstances and to test and report on internal control over compliance in accordance with the Uniform Guidance, but not for the purpose of expressing an opinion on the effectiveness of the Academy's internal control over compliance. Accordingly, no such opinion is expressed.

We are required to communicate with those charged with governance regarding, among other matters, the planned scope and timing of the audit and any significant deficiencies and material weaknesses in internal control over compliance that we identified during the audit.


### ***Report on Internal Control Over Compliance***

*A deficiency in internal control over compliance* exists when the design or operation of a control over compliance does not allow management or employees, in the normal course of performing their assigned functions, to prevent, or detect and correct, noncompliance with a type of compliance requirement of a federal program on a timely basis. *A material weakness in internal control over compliance* is a deficiency, or combination of deficiencies, in internal control over compliance, such that there is a reasonable possibility that material noncompliance with a type of compliance requirement of a federal program will not be prevented, or detected and corrected, on a timely basis. A *significant deficiency in internal control over compliance* is a deficiency, or a combination of deficiencies, in internal control over compliance with a type of compliance requirement of a federal program that is less severe than a material weakness in internal control over compliance, yet important enough to merit attention by those charged with governance.

Our consideration of internal control over compliance was for the limited purpose described in the *Auditor's Responsibilities for the Audit of Compliance* section above and was not designed to identify all deficiencies in internal control over compliance that might be material weaknesses or significant deficiencies in internal control over compliance. Given these limitations, during our audit we did not identify any deficiencies in internal control over compliance that we consider to be material weaknesses, as defined above. However, material weaknesses or significant deficiencies in internal control over compliance may exist that were not identified.

Our audit was not designed for the purpose of expressing an opinion on the effectiveness of internal control over compliance. Accordingly, no such opinion is expressed.

The purpose of this report on internal control over compliance is solely to describe the scope of our testing of internal control over compliance and the results of this testing based on the requirements of the Uniform Guidance. Accordingly, this report is not suitable for any other purpose.



*Charles E. Harris & Associates, Inc.*

February 27, 2025

**The Renaissance Academy  
Franklin County**

**Schedule of Findings  
2 CFR § 200.515  
June 30, 2024**

**1. SUMMARY OF AUDITOR'S RESULTS**

<i>(d)(1)(i)</i>	<b>Type of Financial Statement Opinion</b>	Unmodified
<i>(d)(1)(ii)</i>	<b>Were there any material weaknesses in internal control reported at the financial statement level (GAGAS)?</b>	No
<i>(d)(1)(ii)</i>	<b>Were there any significant deficiencies in internal control reported at the financial statement level (GAGAS)?</b>	No
<i>(d)(1)(iii)</i>	<b>Was there any reported material noncompliance at the financial statement level (GAGAS)?</b>	No
<i>(d)(1)(iv)</i>	<b>Were there any material weaknesses in internal control reported for major federal programs?</b>	No
<i>(d)(1)(iv)</i>	<b>Were there any significant deficiencies in internal control reported for major federal programs?</b>	No
<i>(d)(1)(v)</i>	<b>Type of Major Programs' Compliance Opinion</b>	Unmodified
<i>(d)(1)(vi)</i>	<b>Are there any reportable findings under 2 CFR § 200.516(a)?</b>	No
<i>(d)(1)(vii)</i>	<b>Major Programs (list):</b>	Elementary and Secondary School Emergency Relief (ESSER) – AL # 84.425D and 84.425U
<i>(d)(1)(viii)</i>	<b>Dollar Threshold: Type A\B Programs</b>	Type A: > \$ 750,000 Type B: all others
<i>(d)(1)(ix)</i>	<b>Low Risk Auditee under 2 CFR §200.520?</b>	No

**2. FINDINGS RELATED TO THE FINANCIAL STATEMENTS  
REQUIRED TO BE REPORTED IN ACCORDANCE WITH GAGAS**

None.

**3. FINDINGS FOR FEDERAL AWARDS**

None.

# OHIO AUDITOR OF STATE KEITH FABER



**THE RENAISSANCE ACADEMY - A SCHOOL FOR THE MULTIMEDIA ARTS DBA THE BESSIE  
SHERROD PRICE PREPARATORY ACADEMY**

**FRANKLIN COUNTY**

## **AUDITOR OF STATE OF OHIO CERTIFICATION**

This is a true and correct copy of the report, which is required to be filed pursuant to Section 117.26, Revised Code, and which is filed in the Office of the Ohio Auditor of State in Columbus, Ohio.



**Certified for Release 6/24/2025**

65 East State Street, Columbus, Ohio 43215  
Phone: 614-466-4514 or 800-282-0370

This report is a matter of public record and is available online at  
[www.ohioauditor.gov](http://www.ohioauditor.gov)