



OHIO AUDITOR OF STATE
KEITH FABER



**NORTH FORK LOCAL SCHOOL DISTRICT
LICKING COUNTY
JUNE 30, 2024**

TABLE OF CONTENTS

TITLE	PAGE
Independent Auditor's Report	1
Prepared by Management:	
Management's Discussion and Analysis	5
Basic Financial Statements:	
Government-wide Financial Statements:	
Statement of Net Position	17
Statement of Activities.....	18
Fund Financial Statements:	
Balance Sheet	
Governmental Funds	19
Reconciliation of Total Governmental Fund Balances to Net Position of Governmental Activities	20
Statement of Revenues, Expenditures and Changes in Fund Balance Governmental Funds.....	21
Reconciliation of the Statement of Revenues, Expenditures and Changes in Fund Balances of Governmental Funds to the Statement of Activities	22
Statement of Fiduciary Fund Net Position	
Fiduciary Funds	23
Statement of Changes in Fiduciary Net Position	
Fiduciary Funds	24
Notes to the Basic Financial Statements	25

**NORTH FORK LOCAL SCHOOL DISTRICT
LICKING COUNTY
JUNE 30, 2024**

**TABLE OF CONTENTS
(Continued)**

TITLE	PAGE
Required Supplementary Information:	
Schedule of Revenues, Expenditures and Changes in Fund Balance – Budget vs Actual (Non-GAAP Budgetary Basis) General Fund	68
Schedule of the District's Proportionate Share of the Net Pension Liability and District Pension Contributions (SERS)	69
Schedule of the District's Proportionate Share of the Net Pension Liability and District Pension Contributions (STRS)	70
Schedule of the District's Proportionate Share of the Net OPEB Liability and District OPEB Contributions (SERS)	71
Schedule of the District's Proportionate Share of the Net OPEB Liability and District OPEB Contributions (STRS)	72
Notes to Required Supplementary Information	73
Schedule of Expenditures of Federal Awards	79
Notes to the Schedule of Expenditures of Federal Awards	80
Independent Auditor's Report on Internal Control Over Financial Reporting and on Compliance and Other Matters Required by <i>Government Auditing Standards</i>	81
Independent Auditor's Report on Compliance with Requirements Applicable to Each Major Federal Program and on Internal Control Over Compliance Required by the Uniform Guidance	83
Schedule of Findings	87

OHIO AUDITOR OF STATE KEITH FABER



65 East State Street
Columbus, Ohio 43215
ContactUs@ohioauditor.gov
800-282-0370

INDEPENDENT AUDITOR'S REPORT

North Fork Local School District
Licking County
312 Maple Avenue
Utica, Ohio 43080

To the Board of Education:

Report on the Audit of the Financial Statements

Opinion

We have audited the financial statements of the governing activities, the major fund, and the aggregate remaining fund information of the North Fork Local School District, Licking County, Ohio (the District), as of and for the year ended June 30, 2024, and the related notes to the financial statements, which collectively comprise the District's basic financial statements as listed in the table of contents.

In our opinion, the accompanying financial statements referred to above present fairly, in all material respects, the respective financial position of the governmental activities, the major fund, and the aggregate remaining fund information of the North Fork Local School District, Licking County, Ohio as of June 30, 2024, and the respective changes in financial position thereof for the year then ended in accordance with the accounting principles generally accepted in the United States of America.

Basis for Opinion

We conducted our audit in accordance with auditing standards generally accepted in the United States of America (GAAS) and the standards applicable to financial audits contained in *Government Auditing Standards*, issued by the Comptroller General of the United States. Our responsibilities under those standards are further described in the *Auditor's Responsibilities for the Audit of the Financial Statements* section of our report. We are required to be independent of the District, and to meet our other ethical responsibilities, in accordance with the relevant ethical requirements relating to our audit. We believe that the audit evidence we have obtained is sufficient and appropriate to provide a basis for our audit opinion.

Responsibilities of Management for the Financial Statements

Management is responsible for the preparation and fair presentation of the financial statements in accordance with accounting principles generally accepted in the United States of America, and for the design, implementation, and maintenance of internal control relevant to the preparation and fair presentation of financial statements that are free from material misstatement, whether due to fraud or error.

In preparing the financial statements, management is required to evaluate whether there are conditions or events, considered in the aggregate, that raise substantial doubt about the District's ability to continue as a going concern for twelve months beyond the financial statement date, including any currently known information that may raise substantial doubt shortly thereafter.

Auditor's Responsibilities for the Audit of the Financial Statements

Our objectives are to obtain reasonable assurance about whether the financial statements as a whole are free from material misstatement, whether due to fraud or error, and to issue an auditor's report that includes our opinion. Reasonable assurance is a high level of assurance but is not absolute assurance and therefore is not a guarantee that an audit conducted in accordance with GAAS and *Government Auditing Standards* will always detect a material misstatement when it exists. The risk of not detecting a material misstatement resulting from fraud is higher than for one resulting from error, as fraud may involve collusion, forgery, intentional omissions, misrepresentations, or the override of internal control. Misstatements are considered material if there is a substantial likelihood that, individually or in the aggregate, they would influence the judgment made by a reasonable user based on the financial statements.

In performing an audit in accordance with GAAS and *Government Auditing Standards*, we

- exercise professional judgment and maintain professional skepticism throughout the audit.
- identify and assess the risks of material misstatement of the financial statements, whether due to fraud or error, and design and perform audit procedures responsive to those risks. Such procedures include examining, on a test basis, evidence regarding the amounts and disclosures in the financial statements.
- obtain an understanding of internal control relevant to the audit in order to design audit procedures that are appropriate in the circumstances, but not for the purpose of expressing an opinion on the effectiveness of the District's internal control. Accordingly, no such opinion is expressed.
- evaluate the appropriateness of accounting policies used and the reasonableness of significant accounting estimates made by management, as well as evaluate the overall presentation of the financial statements.
- conclude whether, in our judgment, there are conditions or events, considered in the aggregate, that raise substantial doubt about the District's ability to continue as a going concern for a reasonable period of time.

We are required to communicate with those charged with governance regarding, among other matters, the planned scope and timing of the audit, significant audit findings, and certain internal control-related matters that we identified during the audit.

Required Supplementary Information

Accounting principles generally accepted in the United States of America require that the management's discussion and analysis, required budgetary comparison schedule, schedules of net pension and other post-employment benefit liabilities and pension and other post-employment benefit contributions be presented to supplement the basic financial statements. Such information is the responsibility of management and, although not a part of the basic financial statements, is required by the Governmental Accounting Standards Board who considers it to be an essential part of financial reporting for placing the basic financial statements in an appropriate operational, economic, or historical context. We have applied certain limited procedures to the required supplementary information in accordance with auditing standards generally accepted in the United States of America, which consisted of inquiries of management about the methods of preparing the information and comparing the information for consistency with management's responses to our inquiries, the basic financial statements, and other knowledge we obtained during our audit of the basic financial statements. We do not express an opinion or provide any assurance on the information because the limited procedures do not provide us with sufficient evidence to express an opinion or provide any assurance.

Supplementary information

Our audit was conducted for the purpose of forming an opinion on the financial statements that collectively comprise the District's basic financial statements. The Schedule of Expenditures of Federal Awards as required by Title 2 U.S. Code of Federal Regulations (CFR) Part 200, Uniform Administrative Requirements, Cost Principles, and Audit Requirements for Federal Awards is presented for purposes of additional analysis and is not a required part of the basic financial statements.

Such information is the responsibility of management and was derived from and relates directly to the underlying accounting and other records used to prepare the basic financial statements. The information has been subjected to the auditing procedures applied in the audit of the basic financial statements and certain additional procedures, including comparing and reconciling such information directly to the underlying accounting and other records used to prepare the basic financial statements or to the basic financial statements themselves, and other additional procedures in accordance with auditing standards generally accepted in the United States of America. In our opinion, the Schedule of Expenditures of Federal Awards is fairly stated, in all material respects, in relation to the basic financial statements as a whole.

Other Reporting Required by *Government Auditing Standards*

In accordance with *Government Auditing Standards*, we have also issued our report dated March 5, 2025, on our consideration of the District's internal control over financial reporting and our tests of its compliance with certain provisions of laws, regulations, contracts and grant agreements and other matters. The purpose of that report is solely to describe the scope of our testing of internal control over financial reporting and compliance and the results of that testing, and not to provide an opinion on the effectiveness of the District's internal control over financial reporting or on compliance. That report is an integral part of an audit performed in accordance with *Government Auditing Standards* in considering the District's internal control over financial reporting and compliance.



Keith Faber
Auditor of State
Columbus, Ohio

March 5, 2025

THIS PAGE INTENTIONALLY LEFT BLANK

**NORTH FORK LOCAL SCHOOL DISTRICT
LICKING COUNTY, OHIO**

**MANAGEMENT'S DISCUSSION AND ANALYSIS
FOR THE FISCAL YEAR ENDED JUNE 30, 2024**

The management's discussion and analysis of the North Fork Local School District's (the "District") financial performance provides an overall review of the District's financial activities for the fiscal year ended June 30, 2024. The intent of this discussion and analysis is to look at the District's financial performance as a whole; readers should also review the basic financial statements and the notes to the basic financial statements to enhance their understanding of the District's financial performance.

Financial Highlights

Key financial highlights for fiscal year 2024 are as follows:

- In total, net position of governmental activities increased \$1,154,402 which represents a 5.93% increase from 2023's net position.
- General revenues accounted for \$20,262,373 in revenue or 80.71% of all revenues. Program specific revenues in the form of charges for services and sales, grants and contributions accounted for \$4,841,773 or 19.29% of total revenues of \$25,104,146.
- The District had \$23,949,744 in expenses related to governmental activities; only \$4,841,773 of these expenses were offset by program specific charges for services, grants or contributions. General revenues supporting governmental activities (primarily taxes and unrestricted grants and entitlements) of \$20,262,373 were adequate to provide for these programs.
- The District's major governmental fund is the general fund. The general fund had \$20,585,113 in revenues and \$20,312,748 in expenditures. During fiscal year 2024, the general fund's fund balance increased \$272,365 from \$13,342,499 to a balance of \$13,614,864.

Using the Basic Financial Statements (BFS)

This annual report consists of a series of financial statements and notes to those statements. These statements are organized so the reader can understand the District as a financial whole, an entire operating entity. The statements then proceed to provide an increasingly detailed look at specific financial activities.

The statement of net position and statement of activities provide information about the activities of the whole District, presenting both an aggregate view of the District's finances and a longer-term view of those finances. Fund financial statements provide the next level of detail. For governmental funds, these statements tell how services were financed in the short-term as well as what remains for future spending. The fund financial statements also look at the District's most significant funds with all other nonmajor funds presented in total in one column. In the case of the District, the general fund is by far the most significant fund, and the only governmental fund reported as a major fund.

**NORTH FORK LOCAL SCHOOL DISTRICT
LICKING COUNTY, OHIO**

**MANAGEMENT'S DISCUSSION AND ANALYSIS
FOR THE FISCAL YEAR ENDED JUNE 30, 2024**

Reporting the District as a Whole

Statement of Net Position and the Statement of Activities

While this document contains the large number of funds used by the District to provide programs and activities, the view of the District as a whole looks at all financial transactions and asks the question, "How did we do financially during 2024?" The statement of net position and statement of activities answer this question. These statements include all assets, deferred outflows, liabilities, deferred inflows, revenues and expenses using the accrual basis of accounting similar to the accounting used by most private-sector companies. This basis of accounting will take into account all of the current year's revenues and expenses regardless of when cash is received or paid.

These two statements report the District's net position and changes in net position. This change in net position is important because it tells the reader that, for the District as a whole, the financial position of the District has improved or diminished. The causes of this change may be the result of many factors, some financial, some not. Non-financial factors include the District's property tax base, current property tax laws in Ohio restricting revenue growth, facility conditions, required educational programs and other factors.

In the statement of net position and statement of activities, the governmental activities include the District's programs and services, including instruction, support services, operation and maintenance of plant, pupil transportation, extracurricular activities, and food service operations.

Reporting the District's Most Significant Funds

Fund Financial Statements

Fund financial reports provide detailed information about the District's major funds. The District uses many funds to account for a multitude of financial transactions. However, these fund financial statements focus on the District's most significant funds. The District's major governmental fund is the general fund.

Governmental Funds

Most of the District's activities are reported in governmental funds, which focus on how money flows into and out of those funds and the balances left at year-end available for spending in future periods. These funds are reported using an accounting method called modified accrual accounting, which measures cash and all other financial assets that can readily be converted to cash. The governmental fund financial statements provide a detailed short-term view of the District's general government operations and the basic services it provides. Governmental fund information helps you determine whether there are more or fewer financial resources that can be spent in the near future to finance educational programs. The relationship (or differences) between governmental activities (reported in the statement of net position and statement of activities) and governmental funds is reconciled in the basic financial statements.

Reporting the District's Fiduciary Responsibilities

The District is the trustee, or fiduciary, for its scholarship programs. This activity is presented as a custodial fund. All of the District's fiduciary activities are reported in separate statements of fiduciary net position and changes in fiduciary net position. These activities are excluded from the District's other financial statements because the assets cannot be utilized by the District to finance its operations.

**NORTH FORK LOCAL SCHOOL DISTRICT
LICKING COUNTY, OHIO**

**MANAGEMENT'S DISCUSSION AND ANALYSIS
FOR THE FISCAL YEAR ENDED JUNE 30, 2024**

Notes to the Basic Financial Statements

The notes provide additional information that is essential to a full understanding of the data provided in the government-wide and fund financial statements.

Required Supplementary Information

In addition to the basic financial statements and accompanying notes, this report also presents certain required supplementary information concerning the District's budgetary comparison schedule, net pension liability, and net OPEB liability/asset.

The District as a Whole

The table below provides a summary of the District's net position at June 30, 2024 and June 30, 2023.

	Net Position	
	Governmental Activities 2024	Governmental Activities 2023
<u>Assets</u>		
Current and other assets	\$ 27,639,837	\$ 24,833,196
Net OPEB asset	1,223,708	1,660,953
Capital assets, net	<u>26,037,087</u>	<u>25,945,839</u>
Total assets	<u>54,900,632</u>	<u>52,439,988</u>
<u>Deferred Outflows of Resources</u>		
Unamortized deferred charges on debt refunding	148	247
Pension	3,826,208	4,625,135
OPEB	<u>731,216</u>	<u>428,740</u>
Total deferred outflows of resources	<u>4,557,572</u>	<u>5,054,122</u>
<u>Liabilities</u>		
Current liabilities	2,508,365	2,379,741
Long-term liabilities:		
Due within one year	2,398,262	1,145,431
Due in more than one year:		
Net pension liability	17,707,420	18,302,578
Net OPEB liability	1,266,128	1,075,962
Other amounts	<u>2,858,171</u>	<u>4,898,018</u>
Total liabilities	<u>26,738,346</u>	<u>27,801,730</u>
<u>Deferred Inflows of Resources</u>		
Property taxes levied for next year	8,632,985	5,769,263
Pensions	1,401,730	1,802,594
OPEB	<u>2,065,653</u>	<u>2,655,435</u>
Total deferred inflows of resources	<u>12,100,368</u>	<u>10,227,292</u>
<u>Net position</u>		
Net investment in capital assets	22,360,706	21,352,384
Restricted	2,687,934	2,557,508
Unrestricted (deficit)	<u>(4,429,150)</u>	<u>(4,444,804)</u>
Total net position	<u>\$ 20,619,490</u>	<u>\$ 19,465,088</u>

**NORTH FORK LOCAL SCHOOL DISTRICT
LICKING COUNTY, OHIO**

**MANAGEMENT'S DISCUSSION AND ANALYSIS
FOR THE FISCAL YEAR ENDED JUNE 30, 2024**

The net pension liability is reported pursuant to Governmental Accounting Standards Board (GASB) Statement 68, "Accounting and Financial Reporting for Pensions—an Amendment of GASB Statement 27." The net other postemployment benefits (OPEB) liability/asset is reported pursuant to GASB Statement 75, "Accounting and Financial Reporting for Postemployment Benefits Other Than Pensions." For reasons discussed below, many end users of this financial statement will gain a clearer understanding of the District's actual financial condition by adding deferred inflows related to pension and OPEB, the net pension liability, and the net OPEB liability to the reported net position and subtracting deferred outflows related to pension and OPEB and the net OPEB asset.

Governmental Accounting Standards Board standards are national and apply to all government financial reports prepared in accordance with generally accepted accounting principles. Prior accounting for pensions (GASB 27) and postemployment benefits (GASB 45) focused on a funding approach. This approach limited pension and OPEB costs to contributions annually required by law, which may or may not be sufficient to fully fund each plan's *net pension liability* or *net OPEB liability*. GASB 68 and GASB 75 take an earnings approach to pension and OPEB accounting; however, the nature of Ohio's statewide pension/OPEB plans and state law governing those systems requires additional explanation in order to properly understand the information presented in these statements.

GASB 68 and GASB 75 require the net pension liability and the net OPEB liability to equal the District's proportionate share of each plan's collective:

1. Present value of estimated future pension/OPEB benefits attributable to active and inactive employees' past service.
2. Minus plan assets available to pay these benefits.

GASB notes that pension and OPEB obligations, whether funded or unfunded, are part of the "employment exchange" – that is, the employee is trading his or her labor in exchange for wages, benefits, and the promise of a future pension and other postemployment benefits. GASB noted that the unfunded portion of this promise is a present obligation of the government, part of a bargained-for benefit to the employee, and should accordingly be reported by the government as a liability since they received the benefit of the exchange. However, the District is not responsible for certain key factors affecting the balance of these liabilities. In Ohio, the employee shares the obligation of funding pension benefits with the employer. Both employer and employee contribution rates are capped by State statute. A change in these caps requires action of both Houses of the General Assembly and approval of the Governor. Benefit provisions are also determined by State statute. The Ohio Revised Code permits, but does not require, the retirement systems to provide healthcare to eligible benefit recipients. The retirement systems may allocate a portion of the employer contributions to provide for these OPEB benefits.

The employee enters the employment exchange with the knowledge that the employer's promise is limited not by contract but by law. The employer enters the exchange also knowing that there is a specific, legal limit to its contribution to the retirement system. In Ohio, there is no legal means to enforce the unfunded liability of the pension/OPEB plan *as against the public employer*. State law operates to mitigate/lessen the moral obligation of the public employer to the employee, because all parties enter the employment exchange with notice as to the law. The retirement system is responsible for the administration of the pension and OPEB plans.

Most long-term liabilities have set repayment schedules or, in the case of compensated absences (i.e. sick and vacation leave), are satisfied through paid time-off or termination payments. There is no repayment schedule for the net pension liability or the net OPEB liability. As explained above, changes in benefits, contribution rates, and return on investments affect the balance of these liabilities but are outside the control of the local government. In the event that contributions, investment returns, and other changes are insufficient to keep up with required payments, State statute does not assign/identify the responsible party for the unfunded portion. Due to the unique nature of how the net pension liability and the net OPEB liability are satisfied, these liabilities are separately identified within the long-term liability section of the statement of net position.

In accordance with GASB 68 and GASB 75, the District's statements prepared on an accrual basis of accounting include an annual pension expense and an annual OPEB expense for their proportionate share of each plan's *change* in net pension liability and net OPEB liability, respectively, not accounted for as deferred inflows/outflows.

**NORTH FORK LOCAL SCHOOL DISTRICT
LICKING COUNTY, OHIO**

**MANAGEMENT'S DISCUSSION AND ANALYSIS
FOR THE FISCAL YEAR ENDED JUNE 30, 2024**

Over time, net position can serve as a useful indicator of a government's financial position. At June 30, 2024, the District's assets and deferred outflows exceeded liabilities and deferred inflows by \$20,619,490.

Deferred outflows related to OPEB increased primarily due to changes in assumptions by the School Employees Retirement System (SERS). See Note 13 for more detail.

Total assets include a net OPEB asset reported by STRS. See Note 13 for more detail.

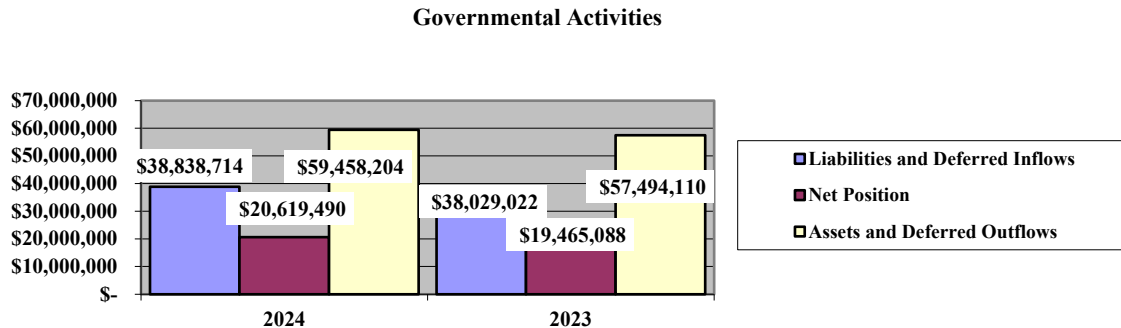
At year-end, capital assets represented 47.43% of total assets. Capital assets include land, construction in progress, land improvements, buildings and improvements, furniture and equipment, vehicles, and intangible right to use assets. The District's net investment in capital assets at June 30, 2024, was \$22,360,706. These capital assets are used to provide services to the students and are not available for future spending. Although the District's investment in capital assets is reported net of related debt, it should be noted that the resources to repay the debt must be provided from other sources, since capital assets may not be used to liquidate these liabilities.

Long-term liabilities decreased primarily due to the District making its required debt payments and a decrease in the net pension liability. The decrease in the net pension liability is outside of the control of the District. The District contributes its statutorily required contributions to the pension systems; however, it's the pension systems that collect, hold and distribute pensions to District employees, not the District.

The net pension liability decreased \$595,158 or 3.25% and deferred inflows of resources related to pension decreased \$400,864 or 22.23%. These changes were the result of changes at the pension system level for the State Teachers Retirement System (STRS) and the School Employees Retirement System (SERS).

A portion of the District's net position, \$2,687,934 represents resources that are subject to external restriction on how they may be used. The remaining balance of unrestricted net position is a deficit balance of \$4,429,150.

The table below illustrates the District's assets, deferred outflows, liabilities, deferred inflows, and net position at June 30, 2024 and June 30, 2023.



**NORTH FORK LOCAL SCHOOL DISTRICT
LICKING COUNTY, OHIO**

**MANAGEMENT'S DISCUSSION AND ANALYSIS
FOR THE FISCAL YEAR ENDED JUNE 30, 2024**

The table below shows the changes in net position for governmental activities for fiscal years 2024 and 2023.

	Change in Net Position	
	Governmental Activities 2024	Governmental Activities 2023
<u>Revenues</u>		
Program revenues:		
Charges for services and sales	\$ 1,262,635	\$ 1,039,625
Operating grants and contributions	3,579,138	4,048,907
Capital grants and contributions	-	445,000
General revenues:		
Property taxes	7,897,529	7,923,151
School district income taxes	3,153,260	3,067,779
Grants and entitlements	8,552,552	8,532,153
Investment earnings	438,408	288,815
Increase (decrease) in FMV of investments	208,420	(120,593)
Other	12,204	39,084
Total revenues	<u>\$ 25,104,146</u>	<u>\$ 25,263,921</u>
Program expenses:		
Instruction:		
Regular	\$ 8,442,983	\$ 7,943,291
Special	4,391,409	4,033,853
Vocational	321,815	473,569
Adult/ continuing	8,649	8,699
Other	534,372	601,289
Support services:		
Pupil	1,028,381	797,083
Instructional staff	136,668	184,378
Board of education	75,657	36,434
Administration	2,061,385	2,331,302
Fiscal	650,455	536,774
Business	79,336	60,662
Operations and maintenance	1,845,132	1,657,150
Pupil transportation	1,730,657	1,480,401
Central	337,294	248,010
Operation of non-instructional services:		
Other non-instructional	3,539	2,565
Food service operations	1,276,168	1,128,625
Extracurricular activities	896,503	851,268
Interest and fiscal charges	129,341	150,371
Total expenses	<u>23,949,744</u>	<u>22,525,724</u>
Change in net position	1,154,402	2,738,197
Net position at beginning of year	<u>19,465,088</u>	<u>16,726,891</u>
Net position at end of year	<u>\$ 20,619,490</u>	<u>\$ 19,465,088</u>

**NORTH FORK LOCAL SCHOOL DISTRICT
LICKING COUNTY, OHIO**

**MANAGEMENT'S DISCUSSION AND ANALYSIS
FOR THE FISCAL YEAR ENDED JUNE 30, 2024**

Governmental Activities

Net position of the District's governmental activities increased \$1,154,402. Total governmental expenses of \$23,949,744 were partially offset by program revenues of \$4,841,773 and general revenues of \$20,262,373. Program revenues supported 20.22% of the total governmental expenses.

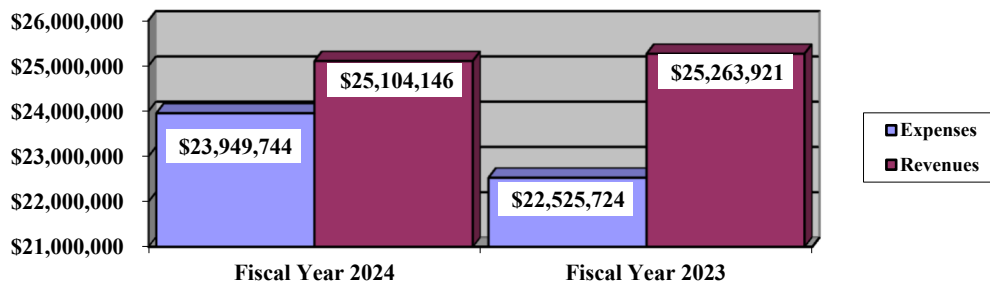
The primary sources of revenue for governmental activities are derived from property taxes, income taxes and grants and entitlements not restricted. These revenue sources represent 78.09% of total governmental revenue.

The largest expense of the District is for instructional programs. Instructional expenses totaled \$13,699,228 or 57.20% of total governmental expenses for fiscal year 2024.

Overall, expenses of the governmental activities increased \$1,424,020 or 6.32%. This increase is primarily the result of an increase in regular expenses. Regular expense increased due to an increase in regular salaries and benefits. Special instruction expenses increased due to increased cost associated with providing instruction to students with special needs. Pupil transportation expenses increased due to an increase in student transportation costs. Operations and maintenance expenses increased due to an increase in repair costs.

The graph below presents the District's governmental activities revenue and expenses for fiscal years 2024 and 2023.

Governmental Activities - Revenues and Expenses



THIS SPACE INTENTIONALLY LEFT BLANK

**NORTH FORK LOCAL SCHOOL DISTRICT
LICKING COUNTY, OHIO**

**MANAGEMENT'S DISCUSSION AND ANALYSIS
FOR THE FISCAL YEAR ENDED JUNE 30, 2024**

The statement of activities shows the cost of program services and the charges for services and grants offsetting those services. The following table shows, for governmental activities, the total cost of services and the net cost of services. That is, it identifies the cost of these services supported by tax revenue and unrestricted State grants and entitlements.

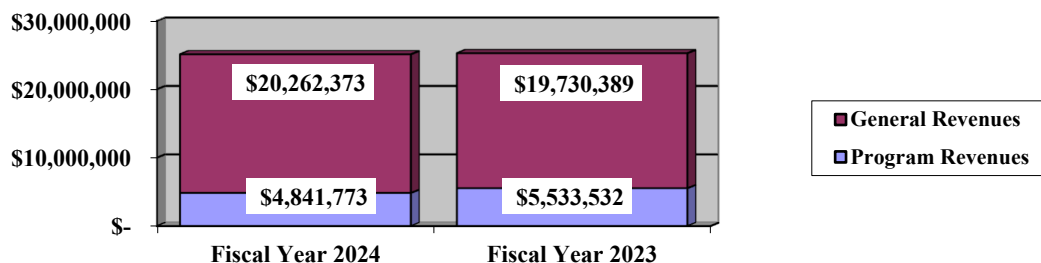
Governmental Activities

	Total Cost of Services 2024	Net Cost of Services 2024	Total Cost of Services 2023	Net Cost of Services 2023
Program expenses				
Instruction:				
Regular	\$ 8,442,983	\$ 8,011,563	\$ 7,943,291	\$ 7,325,141
Special	4,391,409	2,177,287	4,033,853	2,150,446
Vocational	321,815	250,479	473,569	421,243
Adult/ continuing	8,649	8,649	8,699	8,699
Other	534,372	355,265	601,289	405,351
Support services:				
Pupil	1,028,381	801,414	797,083	343,965
Instructional staff	136,668	136,668	184,378	180,975
Board of education	75,657	75,554	36,434	36,233
Administration	2,061,385	2,034,893	2,331,302	2,147,296
Fiscal	650,455	650,455	536,774	528,931
Business	79,336	79,336	60,662	60,662
Operations and maintenance	1,845,132	1,808,335	1,657,150	1,219,542
Pupil transportation	1,730,657	1,630,095	1,480,401	1,308,526
Central	337,294	337,294	248,010	248,010
Operation of non-instructional services:				
Other non-instructional	3,539	(3,482)	2,565	(1,306)
Food service operations	1,276,168	293,846	1,128,625	171,262
Extracurricular activities	896,503	330,979	851,268	286,845
Interest and fiscal charges	129,341	129,341	150,371	150,371
Total expenses	\$ 23,949,744	\$ 19,107,971	\$ 22,525,724	\$ 16,992,192

The dependence upon tax and other general revenues for governmental activities is apparent; as 78.86% of instruction activities are supported through taxes and other general revenues. For all governmental activities, general revenue support is 79.78%. The District's taxpayers, and unrestricted grants and entitlements from the State, are by far the primary support for District's students.

The graph below presents the District's governmental activities revenue for fiscal years 2024 and 2023.

Governmental Activities - General and Program Revenues



**NORTH FORK LOCAL SCHOOL DISTRICT
LICKING COUNTY, OHIO**

**MANAGEMENT'S DISCUSSION AND ANALYSIS
FOR THE FISCAL YEAR ENDED JUNE 30, 2024**

The District's Funds

The District's governmental funds reported a combined fund balance of \$15,582,923, which is less than last year's balance of \$15,845,088. The schedule below indicates the fund balance and the total change in fund balance as of June 30, 2024 and 2023.

	Fund Balance <u>June 30, 2024</u>	Fund Balance <u>June 30, 2023</u>	<u>Change</u>
General	\$ 13,614,864	\$ 13,342,499	\$ 272,365
Other governmental	<u>1,968,059</u>	<u>2,502,589</u>	<u>(534,530)</u>
Total	<u>\$ 15,582,923</u>	<u>\$ 15,845,088</u>	<u>\$ (262,165)</u>

General Fund

The District's general fund balance increased \$272,365. The increase in fund balance can be primarily attributed to revenues outpacing expenditures. The table that follows assists in illustrating the financial activities and fund balance of the general fund.

	2024 <u>Amount</u>	2023 <u>Amount</u>	<u>Change</u>	<u>Percentage Change</u>
<u>Revenues</u>				
Property taxes	\$ 6,797,648	\$ 6,979,054	\$ (181,406)	(2.60) %
Income taxes	3,078,152	3,052,901	25,251	0.83 %
Tuition and fees	388,658	396,067	(7,409)	(1.87) %
Earnings on investments	643,942	160,674	483,268	300.78 %
Intergovernmental	9,608,052	9,446,902	161,150	1.71 %
Other revenues	<u>68,661</u>	<u>110,934</u>	<u>(42,273)</u>	<u>(38.11) %</u>
Total	<u>\$ 20,585,113</u>	<u>\$ 20,146,532</u>	<u>\$ 438,581</u>	2.18 %
<u>Expenditures</u>				
Instruction	\$ 12,184,241	\$ 10,774,638	\$ 1,409,603	13.08 %
Support services	7,448,207	6,067,723	1,380,484	22.75 %
Extracurricular activities	314,233	292,712	21,521	7.35 %
Facilities acquisition and construction	119,983	23,084	96,899	419.77 %
Debt service	<u>246,084</u>	<u>256,864</u>	<u>(10,780)</u>	<u>(4.20) %</u>
Total	<u>\$ 20,312,748</u>	<u>\$ 17,415,021</u>	<u>\$ 2,897,727</u>	16.64 %

Overall revenues in the general fund increased \$438,581 or 2.18%. Property taxes decreased due to fluctuations in the advances available at fiscal year-end 2024 and 2023. Earnings on investments increased \$483,268 or 300.78% due to increased interest rates on the District's investments. Intergovernmental revenues increased \$161,150 or 1.71% due to increased revenues from the State of Ohio in the form of foundation payments. Other revenues decreased \$42,273 or 38.11% due to the District receiving less revenues in the form of refunds and reimbursements. All other revenues remained comparable to the prior fiscal year or changed an insignificant amount.

**NORTH FORK LOCAL SCHOOL DISTRICT
LICKING COUNTY, OHIO**

**MANAGEMENT'S DISCUSSION AND ANALYSIS
FOR THE FISCAL YEAR ENDED JUNE 30, 2024**

Overall expenditures in the general fund increased \$2,897,727 or 16.64%. Instruction expenditures increased \$1,409,603 or 13.08% mainly due to normal wage and benefit increases. Support services expenditures increased \$1,380,484 or 22.75% mainly due to increased costs associated with wages, supplies, and fuel costs to transport students. Extracurricular expenditures increased due to more extracurricular activities being offered as the pandemic comes to an end. All other expenditures remained comparable to the prior fiscal year.

General Fund Budgeting Highlights

The District's budget is prepared according to Ohio law and is based on accounting for certain transactions on a basis of cash receipts, disbursements and encumbrances. The most significant budgeted fund is the general fund.

For the general fund, final budgeted revenues and other financing sources were \$20,477,904, which was more than the original budgeted revenues and other financing sources of \$19,477,904. Actual revenues and other financing sources for fiscal year 2024 were \$20,920,410, which was more than final budgeted revenues by \$442,506.

General fund original appropriations (appropriated expenditures) were \$20,891,995, which was equal to the final budget expenditures. The actual budget basis expenditures for fiscal year 2024 totaled \$20,546,757, which was \$345,238 less than the final budget appropriations. This variance was due to regular, operations and maintenance expenditures and pupil transportation expenditures being less than anticipated.

Capital Assets and Debt Administration

Capital Assets

At the end of fiscal year 2024, the District had \$26,037,087, net of depreciation, invested in land, construction in progress, land improvements, buildings and improvements, furniture and equipment, vehicles, and intangible right to use assets. This entire amount is reported in governmental activities.

The following table shows June 30, 2024 balances compared to June 30, 2023.

**Capital Assets at June 30
(Net of Depreciation)**

	<u>Governmental Activities</u>	
	<u>2024</u>	<u>2023</u>
		PY
Land	\$ 421,922	\$ 421,922
Construction in progress	126,529	167,215
Land improvements	1,368,722	448,025
Building and improvements	22,932,851	23,761,082
Furniture and equipment	583,243	384,079
Vehicles	586,041	723,793
Intangible right to use:		
Leased equipment	-	35,703
Computer Software	<u>17,779</u>	<u>4,020</u>
Total	<u>\$ 26,037,087</u>	<u>\$ 25,945,839</u>

The overall increase in capital assets of \$91,248 is due to current year additions of \$1,347,890 exceeding depreciation/amortization expense of \$1,199,624 and disposals net of accumulated depreciation/amortization of \$57,018.

**NORTH FORK LOCAL SCHOOL DISTRICT
LICKING COUNTY, OHIO**

**MANAGEMENT'S DISCUSSION AND ANALYSIS
FOR THE FISCAL YEAR ENDED JUNE 30, 2024**

See Note 8 to the basic financial statements for additional information on the District's capital assets.

Debt Administration

At June 30, 2024, the District had \$2,770,000 in general obligation bonds outstanding and \$780,000 in financed purchase note payable. Of this total, \$2,138,000 is due within one year and \$1,412,000 is due in greater than one year. The following table summarizes the bonds, leases outstanding, and financed purchase note payable.

Outstanding Debt, at Year End

	Governmental Activities 2024	Governmental Activities 2023
General obligation and refunding bonds	\$ 2,770,000	\$ 3,490,000
Financed purchase note payable	780,000	900,000
Lease payable	-	36,487
Total	<u>\$ 3,550,000</u>	<u>\$ 4,426,487</u>

At June 30, 2024, the District's overall legal voted debt margin was \$39,063,657 with an unvoted debt margin of \$2,718,052.

See Note 9 to the basic financial statements for additional information on the District's debt administration.

Current Financial Related Activities

The District relies heavily upon the State Foundation Program and property taxes for its operating funds. The Fair Schools Funding Plan (FSFP), the current state budget, has a six-year phase in plan. Fiscal year 2023-2024 represents the third year of the plan and was funded at fifty percent of the implementation cost. The FSFP has many significant changes to how foundation revenues are calculated for school districts and how expenses are charged off. State foundation basic aid will be calculated on a base cost methodology with funding paid to the district where a student is enrolled to be educated. The FSFP includes three guarantees to ensure districts do not receive fewer funds than they received in FY22. The district remains a guarantee district. Property values are established each year by the County Auditor based on new construction, demolitions, board of revisions and reappraisal values. Licking and Knox Counties experienced a sexennial reappraisal in the 2023 tax year. The reappraisal increased overall assessed values by 36.58% thus causing the district to move further on the state funding guarantee.

The District continues to thoroughly review all the programs of the District. The major program concerns at the present time are the escalating costs of special education; the potential costs of state and federally mandated educational programs; and the ability to maintain current programs at a level that will ensure the District's ability to meet state minimum standards.

Contacting the District's Financial Management

This financial report is designed to provide our citizens, taxpayers, investors and creditors with a general overview of the District's finances and to show the District's accountability for the money it receives. If you have questions about this report or need additional financial information contact Ms. Kellie Breehl, Treasurer, North Fork Local School District, 312 Maple Avenue, Utica, Ohio 43080-0497.

THIS PAGE IS INTENTIONALLY LEFT BLANK

**NORTH FORK LOCAL SCHOOL DISTRICT
LICKING COUNTY, OHIO**

STATEMENT OF NET POSITION
JUNE 30, 2024

	Governmental Activities
Assets:	
Equity in pooled cash and investments	\$ 16,252,887
Receivables:	
Property taxes	9,980,852
Income taxes	1,232,560
Accrued interest	71,362
Intergovernmental	75,814
Prepayments	14,988
Materials and supplies inventory	4,330
Inventory held for resale	7,044
Net OPEB asset	1,223,708
Capital assets:	
Nondepreciable capital assets	548,451
Depreciable capital assets, net	25,488,636
Capital assets, net	<u>26,037,087</u>
Total assets	<u>54,900,632</u>
Deferred outflows of resources:	
Unamortized deferred charges on debt refunding	148
Pension	3,826,208
OPEB	731,216
Total deferred outflows of resources	<u>4,557,572</u>
Liabilities:	
Accounts payable	73,029
Contracts payable	116,407
Retainage payable	10,122
Accrued wages and benefits payable	1,899,452
Intergovernmental payable	83,821
Pension and postemployment benefits payable	314,509
Accrued interest payable	11,025
Long-term liabilities:	
Due within one year	2,398,262
Due in more than one year:	
Net pension liability	17,707,420
Net OPEB liability	1,266,128
Other amounts due in more than one year	2,858,171
Total liabilities	<u>26,738,346</u>
Deferred inflows of resources:	
Property taxes levied for the next fiscal year	8,632,985
Pension	1,401,730
OPEB	2,065,653
Total deferred inflows of resources	<u>12,100,368</u>
Net position:	
Net investment in capital assets	22,360,706
Restricted for:	
Capital projects	18,427
OPEB	1,223,708
Classroom facilities maintenance	356,617
Debt service	607,910
State funded programs	16,393
Federally funded programs	106,218
Food service operations	30,936
Student activities	304,643
Other purposes	23,082
Unrestricted (deficit)	(4,429,150)
Total net position	<u>\$ 20,619,490</u>

SEE ACCOMPANYING NOTES TO THE BASIC FINANCIAL STATEMENTS

**NORTH FORK LOCAL SCHOOL DISTRICT
LICKING COUNTY, OHIO**

STATEMENT OF ACTIVITIES
FOR THE FISCAL YEAR ENDED JUNE 30, 2024

		Program Revenues		Net (Expense) Revenue and Changes in Net Position
	Expenses	Charges for Services and Sales	Operating Grants and Contributions	Governmental Activities
Governmental activities:				
Instruction:				
Regular	\$ 8,442,983	\$ 185,737	\$ 245,683	\$ (8,011,563)
Special	4,391,409	202,921	2,011,201	(2,177,287)
Vocational	321,815	-	71,336	(250,479)
Adult/continuing	8,649	-	-	(8,649)
Other	534,372	-	179,107	(355,265)
Support services:				
Pupil	1,028,381	-	226,967	(801,414)
Instructional staff	136,668	-	-	(136,668)
Board of education	75,657	49	54	(75,554)
Administration	2,061,385	-	26,492	(2,034,893)
Fiscal	650,455	-	-	(650,455)
Business	79,336	-	-	(79,336)
Operations and maintenance	1,845,132	125	36,672	(1,808,335)
Pupil transportation	1,730,657	-	100,562	(1,630,095)
Central	337,294	-	-	(337,294)
Operation of non-instructional services:				
Food service operations	1,276,168	320,177	662,145	(293,846)
Other non-instructional services	3,539	-	7,021	3,482
Extracurricular activities	896,503	553,626	11,898	(330,979)
Interest and fiscal charges	129,341	-	-	(129,341)
Totals	<u>\$ 23,949,744</u>	<u>\$ 1,262,635</u>	<u>\$ 3,579,138</u>	<u>(19,107,971)</u>
General revenues:				
Property taxes levied for:				
General purposes				7,071,978
Debt service				619,003
Capital outlay				133,247
Classroom facilities maintenance				73,301
Income taxes levied for:				
General purposes				3,153,260
Grants and entitlements not restricted to specific programs				8,552,552
Increase in fair value of investments				208,420
Investment earnings				438,408
Miscellaneous				12,204
Total general revenues				<u>20,262,373</u>
Change in net position				1,154,402
Net position at beginning of year				<u>19,465,088</u>
Net position at end of year				<u>\$ 20,619,490</u>

SEE ACCOMPANYING NOTES TO THE BASIC FINANCIAL STATEMENTS

**NORTH FORK LOCAL SCHOOL DISTRICT
LICKING COUNTY, OHIO**

BALANCE SHEET
GOVERNMENTAL FUNDS
JUNE 30, 2024

	General	Nonmajor Governmental Funds	Total Governmental Funds
Assets:			
Equity in pooled cash and investments	\$ 13,051,496	\$ 2,006,724	\$ 15,058,220
Receivables:			
Property taxes	8,893,061	1,087,791	9,980,852
Income taxes	1,232,560	-	1,232,560
Accrued interest	71,362	-	71,362
Intergovernmental	-	75,814	75,814
Prepayments	14,988	-	14,988
Materials and supplies inventory	-	4,330	4,330
Inventory held for resale	-	7,044	7,044
Restricted assets:			
Equity in pooled cash and investments	1,194,667	-	1,194,667
Total assets	<u>\$ 24,458,134</u>	<u>\$ 3,181,703</u>	<u>\$ 27,639,837</u>
Liabilities:			
Accounts payable	\$ 68,649	\$ 4,380	\$ 73,029
Contracts payable	116,407	-	116,407
Retainage payable	-	10,122	10,122
Accrued wages and benefits payable	1,753,191	146,261	1,899,452
Compensated absences payable	31,198	-	31,198
Intergovernmental payable	77,246	6,575	83,821
Pension and postemployment benefits payable	289,021	25,488	314,509
Total liabilities	<u>2,335,712</u>	<u>192,826</u>	<u>2,528,538</u>
Deferred inflows of resources:			
Property taxes levied for the next fiscal year	7,673,195	959,790	8,632,985
Delinquent property tax revenue not available	575,931	61,028	636,959
Income tax revenue not available	237,717	-	237,717
Accrued interest not available	20,715	-	20,715
Total deferred inflows of resources	<u>8,507,558</u>	<u>1,020,818</u>	<u>9,528,376</u>
Fund balances:			
Nonspendable:			
Materials and supplies inventory	-	4,330	4,330
Prepays	14,988	-	14,988
Restricted:			
Debt service	1,194,667	573,133	1,767,800
Classroom facilities maintenance	-	349,696	349,696
Food service operations	-	43,382	43,382
State funded programs	-	16,393	16,393
Federally funded programs	-	107,600	107,600
Extracurricular	-	304,643	304,643
Other purposes	-	23,082	23,082
Committed:			
Underground storage tanks	11,000	-	11,000
Assigned:			
Student instruction	46,933	-	46,933
Student and staff support	156,321	-	156,321
Facilities acquisition and construction	363,907	-	363,907
Subsequent year's appropriations	1,105,038	-	1,105,038
Capital improvements	-	545,800	545,800
Other purposes	10,862	-	10,862
Unassigned	<u>10,711,148</u>	<u>-</u>	<u>10,711,148</u>
Total fund balances	<u>13,614,864</u>	<u>1,968,059</u>	<u>15,582,923</u>
Total liabilities, deferred inflows and fund balances	<u>\$ 24,458,134</u>	<u>\$ 3,181,703</u>	<u>\$ 27,639,837</u>

SEE ACCOMPANYING NOTES TO THE BASIC FINANCIAL STATEMENTS

**NORTH FORK LOCAL SCHOOL DISTRICT
LICKING COUNTY, OHIO**

RECONCILIATION OF TOTAL GOVERNMENTAL FUND BALANCES TO
NET POSITION OF GOVERNMENTAL ACTIVITIES
JUNE 30, 2024

Total governmental fund balances		\$ 15,582,923
<i>Amounts reported for governmental activities on the statement of net position are different because:</i>		
Capital assets used in governmental activities are not financial resources and therefore are not reported in the funds.		26,037,087
Other long-term assets are not available to pay for current-period expenditures and therefore are deferred inflows in the funds.		
Property taxes receivable	\$ 636,959	
Income taxes receivable	237,717	
Accrued interest receivable	20,715	
Total		895,391
Unamortized amounts on refundings are not recognized in the funds.		148
Accrued interest payable is not due and payable in the current period and therefore is not reported in the funds.		(11,025)
The net pension/OPEB assets & liabilities are not due and payable in the current period; therefore, the assets, liabilities and related deferred inflows/outflows are not reported in governmental funds.		
Deferred outflows - pension	3,826,208	
Deferred inflows - pension	(1,401,730)	
Net pension liability	(17,707,420)	
Deferred outflows - OPEB	731,216	
Deferred inflows - OPEB	(2,065,653)	
Net OPEB asset	1,223,708	
Net OPEB liability	(1,266,128)	
Total		(16,659,799)
Long-term liabilities, including bonds payable, are not due and payable in the current period and therefore are not reported in the funds.		
General obligation bonds	(2,770,000)	
Financed purchase note payable	(780,000)	
Compensated absences	(1,675,235)	
Total		(5,225,235)
Net position of governmental activities		<u><u>\$ 20,619,490</u></u>

SEE ACCOMPANYING NOTES TO THE BASIC FINANCIAL STATEMENTS

**NORTH FORK LOCAL SCHOOL DISTRICT
LICKING COUNTY, OHIO**

**STATEMENT OF REVENUES, EXPENDITURES AND CHANGES IN FUND BALANCES
GOVERNMENTAL FUNDS
FOR THE FISCAL YEAR ENDED JUNE 30, 2024**

	General	Nonmajor Governmental Funds	Total Governmental Funds
Revenues:			
Property taxes	\$ 6,797,648	\$ 806,268	\$ 7,603,916
Income taxes	3,078,152	-	3,078,152
Intergovernmental	9,608,052	2,772,080	12,380,132
Investment earnings	435,522	-	435,522
Tuition and fees	388,658	-	388,658
Extracurricular	42,334	495,426	537,760
Rental income	125	-	125
Charges for services	-	320,177	320,177
Contributions and donations	-	1,034	1,034
Miscellaneous	26,202	12,835	39,037
Increase in fair value of investments	208,420	-	208,420
Total revenues	<u>20,585,113</u>	<u>4,407,820</u>	<u>24,992,933</u>
Expenditures:			
Current:			
Instruction:			
Regular	7,786,660	188,388	7,975,048
Special	3,488,390	904,619	4,393,009
Vocational	310,056	4,843	314,899
Adult/continuing	8,649	-	8,649
Other	590,486	58,685	649,171
Support services:			
Pupil	1,073,968	-	1,073,968
Instructional staff	112,671	-	112,671
Board of education	75,889	105	75,994
Administration	2,054,501	5,833	2,060,334
Fiscal	654,077	14,836	668,913
Business	63,957	48,794	112,751
Operations and maintenance	1,551,494	418,740	1,970,234
Pupil transportation	1,533,465	-	1,533,465
Central	328,185	11,060	339,245
Operation of non-instructional services:			
Food service operations	-	1,223,372	1,223,372
Other non-instructional services	-	3,539	3,539
Extracurricular activities	314,233	500,597	814,830
Facilities acquisition and construction	119,983	806,264	926,247
Debt service:			
Principal retirement	156,487	720,000	876,487
Interest and fiscal charges	89,597	41,440	131,037
Total expenditures	<u>20,312,748</u>	<u>4,951,115</u>	<u>25,263,863</u>
Net change in fund balances (deficit)	272,365	(543,295)	(270,930)
Fund balances at beginning of year	13,342,499	2,502,589	15,845,088
Change in reserve for inventory	-	8,765	8,765
Fund balances at end of year	<u>\$ 13,614,864</u>	<u>\$ 1,968,059</u>	<u>\$ 15,582,923</u>

SEE ACCOMPANYING NOTES TO THE BASIC FINANCIAL STATEMENTS

**NORTH FORK LOCAL SCHOOL DISTRICT
LICKING COUNTY, OHIO**

RECONCILIATION OF THE STATEMENT OF REVENUES, EXPENDITURES
AND CHANGES IN FUND BALANCES OF GOVERNMENTAL FUNDS
TO THE STATEMENT OF ACTIVITIES
FOR THE FISCAL YEAR ENDED JUNE 30, 2024

Net change in fund balances - total governmental funds	\$	(270,930)
<i>Amounts reported for governmental activities in the statement of activities are different because:</i>		
Governmental funds report capital outlays as expenditures. However, in the statement of activities, the cost of those assets is allocated over their estimated useful lives as depreciation/amortization expense.		
Capital asset additions	\$ 1,347,890	
Current year depreciation/amortization	(1,199,624)	
Total		148,266
The net effect of various miscellaneous transactions involving capital assets (i.e., sales, disposals, trade-ins, and donations) is to increase net position.		
		(57,018)
Governmental funds report expenditures for inventory when purchased. However, in the statement of activities, they are reported as an expense when consumed.		
		8,765
Revenues in the statement of activities that do not provide current financial resources are not reported as revenues in the funds.		
Property taxes	293,613	
Income taxes	75,108	
Earnings on investments	2,886	
Intergovernmental	(274,433)	
Total		97,174
Repayment of bond and lease principal is an expenditure in the governmental funds, but the repayment reduces long-term liabilities on the statement of net position.		
General obligation bonds	720,000	
Lease payable	36,487	
Financed purchase note payable	120,000	
Total		876,487
In the statement of activities, interest is accrued on outstanding bonds, whereas in governmental funds, an interest expenditure is reported when due. The following items resulted in additional interest being reported in the statement of activities:		
Decrease in accrued interest payable	1,795	
Amortization of deferred charges	(99)	
Total		1,696
Contractually required contributions are reported as expenditures in governmental funds; however, the statement of net position reports these amounts as deferred outflows.		
Pension	1,712,566	
OPEB	50,826	
Total		1,763,392
Except for amounts reported as deferred inflows/outflows, changes in the net pension/OPEB liability/asset are reported as pension/OPEB expense in the statement of activities.		
Pension	(1,515,471)	
OPEB	214,021	
Total		(1,301,450)
Some expenses reported in the statement of activities, such as compensated absences, do not require the use of current financial resources and therefore are not reported as expenditures in governmental funds.		
		(111,980)
Change in net position of governmental activities	\$	1,154,402

SEE ACCOMPANYING NOTES TO THE BASIC FINANCIAL STATEMENTS

**NORTH FORK LOCAL SCHOOL DISTRICT
LICKING COUNTY, OHIO**

STATEMENT OF FIDUCIARY NET POSITION
FIDUCIARY FUNDS
JUNE 30, 2024

	<u>Custodial</u>
Assets:	
Equity in pooled cash and investments	<u>\$ 1,143</u>
Net position:	
Restricted for individuals, organizations and other governments	<u>\$ 1,143</u>

SEE ACCOMPANYING NOTES TO THE BASIC FINANCIAL STATEMENTS

**NORTH FORK LOCAL SCHOOL DISTRICT
LICKING COUNTY, OHIO**

STATEMENT OF CHANGES IN FIDUCIARY NET POSITION
FIDUCIARY FUNDS
FOR THE FISCAL YEAR ENDED JUNE 30, 2024

	<u>Custodial</u>
Additions:	
Earnings on investments	\$ 106
Deductions:	
Scholarships awarded	1,000
Change in net position	(894)
Net position at beginning of year	<u>2,037</u>
Net position at end of year	<u><u>\$ 1,143</u></u>

SEE ACCOMPANYING NOTES TO THE BASIC FINANCIAL STATEMENTS

**NORTH FORK LOCAL SCHOOL DISTRICT
LICKING COUNTY, OHIO**

**NOTES TO THE BASIC FINANCIAL STATEMENTS
FOR THE FISCAL YEAR ENDED JUNE 30, 2024**

NOTE 1 - DESCRIPTION OF THE SCHOOL DISTRICT

The North Fork Local School District (the “District”) is organized under Article VI, Sections 2 and 3 of the Constitution of the State of Ohio. The District operates under a locally elected Board form of government consisting of five members elected at-large for staggered four-year terms. The District provides educational services as authorized by State statute and/or federal guidelines.

The District was established in 1957 through the consolidation of existing land areas and school districts. The District serves an area of approximately 156 square miles. It is located in Licking and Knox Counties and includes all of the Villages of Utica and St. Louisville, a portion of the City of Newark, all of McKean, Newton and Washington Townships and portions of Burlington, Eden, and Mary Ann Townships in Licking County. It also includes all of the Village of Martinsburg and parts of Morgan and Clay Townships. It is staffed by 129 certified personnel and 89 noncertified employees who provide services to 1,840 students and other community members. The District currently operates 4 instructional buildings, 1 administrative building, and 1 bus maintenance garage.

NOTE 2 - SUMMARY OF SIGNIFICANT ACCOUNTING POLICIES

The basic financial statements of the District have been prepared in conformity with accounting principles generally accepted in the United States of America (GAAP) as applied to governmental units. The Governmental Accounting Standards Board (GASB) is the accepted standard-setting body for establishing governmental accounting and financial reporting principles. The District’s significant accounting policies are described below.

A. Reporting Entity

The reporting entity has been defined in accordance with GASB Statement No. 14, “The Financial Reporting Entity” as amended by GASB Statement No. 39, “Determining Whether Certain Organizations Are Component Units” and GASB Statement No. 61, “The Financial Reporting Entity: Omnibus an amendment of GASB Statements No. 14 and No. 34”. The reporting entity is composed of the primary government and component units. The primary government consists of all funds, departments, boards and agencies that are not legally separate from the District. For the District, this includes general operations, food service, and student related activities of the District.

Component units are legally separate organizations for which the District is financially accountable. The District is financially accountable for an organization if the District appoints a voting majority of the organization’s Governing Board and (1) the District is able to significantly influence the programs or services performed or provided by the organization; or (2) the District is legally entitled to or can otherwise access the organization’s resources; or (3) the District is legally obligated or has otherwise assumed the responsibility to finance the deficits of, or provide financial support to, the organization; or (4) the District is obligated for the debt of the organization. Component units may also include organizations that are fiscally dependent on the District in that the District approves the budget, the issuance of debt or the levying of taxes. Certain organizations are also included as component units if the nature and significance of the relationship between the primary government and the organization is such that exclusion by the primary government would render the primary government’s financial statements incomplete or misleading. Based upon the application of these criteria, the District has no component units. The basic financial statements of the reporting entity include only those of the District (the primary government).

**NORTH FORK LOCAL SCHOOL DISTRICT
LICKING COUNTY, OHIO**

**NOTES TO THE BASIC FINANCIAL STATEMENTS
FOR THE FISCAL YEAR ENDED JUNE 30, 2024**

NOTE 2 - SUMMARY OF SIGNIFICANT ACCOUNTING POLICIES - (Continued)

The following organizations are described due to their relationship to the District:

JOINTLY GOVERNED ORGANIZATIONS

Licking Area Computer Association (LACA)

LACA is the computer service organization or Data Acquisition Site (DAS) used by the District. LACA is an association of public school districts in a geographic area determined by the Ohio Department of Education and Workforce. The Licking County C-TEC acts as the fiscal agent for the consortium. The purpose of the consortium is to develop and employ a computer system efficiently and effectively for the needs of the member Boards of Education. All districts in the consortium are required to pay fees, charges, and assessments as charged. A board made up of superintendents from all of the participating districts governs LACA. An elected Executive Board consisting of five members of the governing board is the managerial body of the consortium and meets on a monthly basis. The District does not maintain an ongoing financial interest or an ongoing financial responsibility.

Licking County Career and Technology Educational Center (C-TEC)

The C-TEC is a distinct political subdivision of the State of Ohio, which provides vocational education for students. The C-TEC is operated under the direction of a Board consisting of three representatives from the Licking County Educational Service Center, two representatives from Newark City Schools, one representative from the Heath City Schools, and one representative from the Granville Exempted Village Schools elected boards. The C-TEC possesses its own budgeting and taxing authority. Financial information can be obtained from Ben Streby, who serves as the Chief Fiscal Officer, at 150 Price Road, Newark, Ohio 43055.

B. Fund Accounting

The District uses funds to maintain its financial records during the year. A fund is defined as a fiscal and accounting entity with a self-balancing set of accounts. There are three categories of funds: governmental, proprietary and fiduciary. The District has no proprietary funds.

GOVERNMENTAL FUNDS

Governmental funds are those through which most governmental functions typically are financed. Governmental fund reporting focuses on the sources, uses and balances of current financial resources. Expendable assets are assigned to the various governmental funds according to the purposes for which they may or must be used. Current liabilities are assigned to the fund from which they will be paid. The difference between governmental fund assets and deferred outflows and liabilities and deferred inflows is reported as fund balance. The following is the District's major governmental fund:

General fund - The general fund is used to account for and report all financial resources not accounted for and reported in another fund. The general fund balance is available for any purpose provided it is expended or transferred according to the general laws of Ohio.

**NORTH FORK LOCAL SCHOOL DISTRICT
LICKING COUNTY, OHIO**

**NOTES TO THE BASIC FINANCIAL STATEMENTS
FOR THE FISCAL YEAR ENDED JUNE 30, 2024**

NOTE 2 - SUMMARY OF SIGNIFICANT ACCOUNTING POLICIES - (Continued)

Other governmental funds of the District are used to account for:

Nonmajor special revenue funds - Special revenue funds are used to account for and report the proceeds of specific revenue sources that are restricted or committed to expenditure for specified purposes other than debt service or capital projects.

Nonmajor capital projects funds - Capital projects funds are used to account for and report financial resources that are restricted, committed, or assigned to expenditure for capital outlays, including the acquisition or construction of capital facilities and other capital assets.

Nonmajor debt service funds - Debt service funds are used to account for and report financial resources that are restricted, committed, or assigned to expenditure for principal and interest.

FIDUCIARY FUNDS

Fiduciary fund reporting focuses on net position and changes in net position. The fiduciary fund category is split into four classifications: pension trust funds, investment trust funds, private purpose trust funds and custodial funds. Trust funds are distinguished from custodial funds by the existence of a trust agreement or equivalent arrangements that have certain characteristics. The District does not have any trust funds. Custodial funds are used to report fiduciary activities that are not required to be reported in a trust fund. The District's only custodial fund accounts for student scholarships governed outside of a trust agreement where the donor awards the scholarship.

C. Basis of Presentation and Measurement Focus

Government-wide Financial Statements - The statement of net position and the statement of activities display information about the District as a whole. These statements include the financial activities of the primary government, except for fiduciary funds.

The government-wide statement of activities presents a comparison between direct expenses and program revenues for each function or program of the governmental activities of the District. Direct expenses are those that are specifically associated with a service, program or department and therefore are clearly identifiable to a particular function. Program revenues include amounts paid by the recipient of goods or services offered by the program and grants and contributions that are restricted to meeting the operational or capital requirements of a particular program. Revenues not classified as program revenues are presented as general revenues of the District.

The government-wide financial statements are prepared using the economic resources measurement focus. All assets and deferred outflows and all liabilities and deferred inflows associated with the operation of the District are included on the statement of net position.

Fund Financial Statements - Fund financial statements report detailed information about the District. The focus of governmental fund financial statements is on major funds rather than reporting funds by type. Each major fund is presented in a separate column, and all nonmajor funds are aggregated into one column. Fiduciary funds are reported by fund type.

**NORTH FORK LOCAL SCHOOL DISTRICT
LICKING COUNTY, OHIO**

**NOTES TO THE BASIC FINANCIAL STATEMENTS
FOR THE FISCAL YEAR ENDED JUNE 30, 2024**

NOTE 2 - SUMMARY OF SIGNIFICANT ACCOUNTING POLICIES - (Continued)

All governmental funds are accounted for using a flow of current financial resources measurement focus. With this measurement focus, only current assets and current deferred outflows and current liabilities and current deferred inflows generally are included on the balance sheet. The statement of revenues, expenditures and changes in fund balances reports on the sources (i.e., revenues and other financing sources) and uses (i.e., expenditures and other financing uses) of current financial resources. This approach differs from the manner in which the governmental activities of the government-wide financial statements are prepared. Governmental fund financial statements therefore include a reconciliation with brief explanations to better identify the relationship between the government-wide statements and the statements for governmental funds.

Fiduciary funds present a statement of changes in fiduciary net position which reports additions to and deductions from custodial funds.

D. Basis of Accounting

Basis of accounting determines when transactions are recorded in the financial records and reported on the financial statements. Government-wide financial statements are prepared using the accrual basis of accounting. Governmental funds use the modified accrual basis of accounting. Fiduciary funds also use the accrual basis of accounting.

Revenues - Exchange and Nonexchange Transactions - Revenue resulting from exchange transactions, in which each party gives and receives essentially equal value, is recorded on the accrual basis when the exchange takes place. On a modified accrual basis, revenue is recorded in the fiscal year in which the resources are measurable and become available. Available means that the resources will be collected within the current fiscal year or are expected to be collected soon enough thereafter to be used to pay liabilities of the current fiscal year. For the District, available means expected to be received within sixty days of fiscal year end.

Nonexchange transactions, in which the District receives value without directly giving equal value in return, include property taxes, income taxes, grants, entitlements and donations. On an accrual basis, revenue from property taxes is recognized in the fiscal year for which the taxes are levied (See Note 5). Revenue from income taxes is recognized in the fiscal year in which the income is earned (See Note 7). Revenue from grants, entitlements and donations is recognized in the fiscal year in which all eligibility requirements have been satisfied. Eligibility requirements include timing requirements, which specify the year when the resources are required to be used or the fiscal year when use is first permitted, matching requirements, in which the District must provide local resources to be used for a specified purpose, and expenditure requirements, in which the resources are provided to the District on a reimbursement basis. On a modified accrual basis, revenue from nonexchange transactions must also be available before it can be recognized.

Under the modified accrual basis, the following revenue sources are considered to be both measurable and available at fiscal year-end: property taxes available as an advance, income tax, interest, tuition, grants, student fees and rentals.

Deferred Outflows of Resources and Deferred Inflows of Resources - In addition to assets, the government-wide statement of net position will report a separate section for deferred outflows of resources. Deferred outflows of resources represent a consumption of net assets that applies to a future period and will not be recognized as an outflow of resources (expense/expenditure) until then. See Notes 12 and 13 for deferred outflows of resources related to net pension liability and net OPEB liability/asset, respectively. In addition, deferred outflows of resources include a deferred charge on debt refunding. A deferred charge on refunding results from the difference in the carrying value of refunded debt and its reacquisition price. This amount is deferred and amortized over the shorter of the life of the refunded or refunding debt.

**NORTH FORK LOCAL SCHOOL DISTRICT
LICKING COUNTY, OHIO**

**NOTES TO THE BASIC FINANCIAL STATEMENTS
FOR THE FISCAL YEAR ENDED JUNE 30, 2024**

NOTE 2 - SUMMARY OF SIGNIFICANT ACCOUNTING POLICIES - (Continued)

In addition to liabilities, both the government-wide statement of net position and the governmental fund financial statements report a separate section for deferred inflows of resources. Deferred inflows of resources represent an acquisition of net assets that applies to a future period and will not be recognized as an inflow of resources (revenue) until that time. Deferred inflows of resources include property taxes and unavailable revenue. Property taxes represent amounts for which there is an enforceable legal claim as of June 30, 2024, but which were levied to finance fiscal year 2025 operations. These amounts have been recorded as a deferred inflow of resources on both the government-wide statement of net position and the governmental fund financial statements. Unavailable revenue is reported only on the governmental funds balance sheet and represents receivables which will not be collected within the available period. Unavailable revenue includes, but is not limited to, delinquent property taxes and intergovernmental grants. These amounts are deferred and recognized as an inflow of resources in the period the amounts become available.

See Notes 12 and 13 for deferred inflows of resources related to net pension liability and net OPEB liability/asset, respectively. These deferred inflows of resources are only reported on the government-wide statement of net position.

Expenses/Expenditures - On the accrual basis of accounting, expenses are recognized at the time they are incurred. The entitlement value of donated commodities received during the year is reported in the fund financial statements as an expenditure with a like amount reported as intergovernmental revenue.

The measurement focus of governmental fund accounting is on decreases in net financial resources (expenditures) rather than expenses. Expenditures are generally recognized in the accounting period in which the related fund liability is incurred, if measurable. Allocations of cost, such as depreciation and amortization, are not recognized in governmental funds.

E. Budgets

The budgetary process is prescribed by provisions of the Ohio Revised Code and entails the preparation of budgetary documents within an established timetable. The major documents prepared are the tax budget, the certificate of estimated resources, and the appropriation resolution, all of which are prepared on the budgetary basis of accounting. The certificate of estimated resources and the appropriations resolution are subject to amendment throughout the year with the legal restriction that appropriations cannot exceed estimated resources, as certified. All funds, other than custodial funds, are legally required to be budgeted and appropriated. The legal level of budgetary control has been established at the fund level for all funds. Any budgetary modifications at this level may only be made by resolution of the Board of Education.

Tax Budget:

Prior to January 15, the Superintendent and Treasurer submit to the Board of Education a proposed operating budget for the fiscal year commencing the following July 1. The budget includes proposed expenditures and the means of financing for all funds. Public hearings are publicized and conducted to obtain taxpayers' comments. The purpose of this budget document is to reflect the need for existing (or increased) tax rates. By no later than January 20, the Board-adopted budget is filed with the Licking County Budget Commission for rate determination. The Licking County Budget Commissioners waived the requirement for fiscal year 2024.

**NORTH FORK LOCAL SCHOOL DISTRICT
LICKING COUNTY, OHIO**

**NOTES TO THE BASIC FINANCIAL STATEMENTS
FOR THE FISCAL YEAR ENDED JUNE 30, 2024**

NOTE 2 - SUMMARY OF SIGNIFICANT ACCOUNTING POLICIES - (Continued)

Estimated Resources:

By April 1, the Board of Education accepts, by formal resolution, the tax rates as determined by the Budget Commission and receives the Commission's certificate of estimated resources, which states the projected revenue of each fund. Prior to July 1, the District must revise its budget so that total contemplated expenditures from any fund during the ensuing year will not exceed the amount stated in the certificate of estimated resources. The revised budget then serves as the basis for the appropriation measure. On or about July 1, the certificate is amended to include any unencumbered cash balances from the preceding year. The certificate may be further amended during the year if projected increases or decreases in revenue are identified by the District. The amounts reported in the budgetary statements reflect the amounts from the certificate of amended resources that was in effect at the time the original and final appropriations were passed by the Board of Education.

Appropriations:

Upon receipt from the County Auditor of an amended certificate of estimated resources based on final assessed values and tax rates or a certificate saying no new certificate is necessary, the annual appropriation resolution is enacted by the Board of Education. Prior to the passage of the annual appropriation measure, the Board may pass a temporary appropriation measure to meet the ordinary expenses of the District. The appropriation resolution, at the fund level for all funds, must be within the estimated resources as certified by the County Budget Commission and the total of expenditures may not exceed the appropriation totals at the legal level of control. Any revisions that alter the level of budgetary control must be approved by the Board of Education.

The Board may pass supplemental fund appropriations so long as the total appropriations by fund do not exceed the amounts set forth in the most recent certificate of estimated resources. During the year, all supplemental appropriations were legally enacted.

The appropriation resolution is subject to amendment by the Board throughout the year with the restriction that appropriations may not exceed estimated revenues. The amounts reported as the original budget amounts reflect the first appropriation for that fund covered the entire fiscal year, including amounts automatically carried over from prior year. The amounts reported as the final budgeted amounts represent the final appropriation amounts passed by the Board during the year.

Lapsing of Appropriations:

At the close of each fiscal year, the unencumbered balance of each appropriation reverts to the respective fund from which it was appropriated and becomes subject to future appropriation. Encumbered appropriations are carried forward to the succeeding fiscal year and are not re-appropriated.

F. Cash and Investments

To improve cash management, cash received by the District is pooled. Monies for all funds are maintained in this pool. Individual fund integrity is maintained through the District's records. Each fund's interest in the pool is presented as "equity in pooled cash and investments" on the basic financial statements.

**NORTH FORK LOCAL SCHOOL DISTRICT
LICKING COUNTY, OHIO**

**NOTES TO THE BASIC FINANCIAL STATEMENTS
FOR THE FISCAL YEAR ENDED JUNE 30, 2024**

NOTE 2 - SUMMARY OF SIGNIFICANT ACCOUNTING POLICIES - (Continued)

During fiscal year 2024, the District invested in nonnegotiable certificates of deposit, negotiable certificates of deposit (negotiable CDs), Federal Home Loan Bank (FHLB) securities, Federal Farm Credit Bank (FFCB) securities, Federal National Mortgage Association (FNMA) securities, Federal Agriculture Mortgage Corporation (FAMC) securities, Tennessee Valley Authority (TVA) securities, U.S. Treasury notes, a U.S. government money market mutual fund, and STAR Ohio. STAR Ohio (the State Treasury Asset Reserve of Ohio), is an investment pool managed by the State Treasurer's Office which allows governments within the State to pool their funds for investment purposes. STAR Ohio is not registered with the SEC as an investment company, but has adopted Governmental Accounting Standards Board (GASB), Statement No. 79, "Certain External Investment Pools and Pool Participants." The District measures its investment in STAR Ohio at the net asset value (NAV) per share provided by STAR Ohio. The NAV per share is calculated on an amortized cost basis that provides an NAV per share that approximates fair value.

The District invested in STAR Ohio. STAR Ohio (the State Treasury Asset Reserve of Ohio), is an investment pool managed by the State Treasurer's Office which allows governments within the State to pool their funds for investment purposes. STAR Ohio is not registered with the SEC as an investment company, but has adopted Governmental Accounting Standards Board (GASB), Statement No. 79, "Certain External Investment Pools and Pool Participants." The District measures their investment in STAR Ohio at the net asset value (NAV) per share provided by STAR Ohio. The NAV per share is calculated on an amortized cost basis that provides an NAV per share that approximates fair value.

There were no limitations or restrictions on any participant withdrawals due to redemption notice periods, liquidity fees, or redemption gates. However, 24 hours notice in advance of all deposits and withdrawals exceeding \$100 million is encouraged. STAR Ohio reserves the right to limit the transaction to \$250 million, requiring the excess amount to be transacted the following business day(s), but only to the \$250 million limit. All accounts of the participant will be combined for these purposes.

Under existing Ohio statutes all investment earnings are assigned to the general fund unless statutorily required to be credited to a specific fund or the Board of Education has, by resolution, specified the funds to receive an allocation of interest earnings. Interest revenue credited to the general fund during fiscal year 2024 amounted to \$435,522, which includes \$64,434 assigned from other District funds.

For presentation on the basic financial statements, investments of the cash management pool and investments with original maturities of three months or less at the time they are purchased by the District are considered to be cash equivalents. Investments with an initial maturity of more than three months are reported as investments.

An analysis of the District's investment account at fiscal year-end is provided in Note 4.

G. Prepayments

Certain payments to vendors reflect the costs applicable to future accounting periods and are recorded as prepaid items in both government-wide and fund financial statements. These items are reported as assets on the balance sheet using the consumption method. A current asset for the prepaid amounts is recorded at the time of the purchase and the expenditure/expense is reported in the year in which services are consumed. At fiscal year end, because prepayments are not available to finance future governmental fund expenditures, the fund balance is nonspendable on the fund financial statements by an amount equal to the carrying value of the asset.

H. Inventory

On government-wide and fund financial statements, purchased inventories are presented at the lower of cost or market and donated commodities are presented at their entitlement value. Inventories are recorded on a first-in, first-out basis. Inventories are accounted for using the purchase method on the fund statements and using the consumption method on the government-wide statements.

**NORTH FORK LOCAL SCHOOL DISTRICT
LICKING COUNTY, OHIO**

**NOTES TO THE BASIC FINANCIAL STATEMENTS
FOR THE FISCAL YEAR ENDED JUNE 30, 2024**

NOTE 2 - SUMMARY OF SIGNIFICANT ACCOUNTING POLICIES - (Continued)

Inventory consists of expendable supplies held for consumption, donated food and purchased food.

I. Capital Assets

General capital assets are associated with and generally are from governmental activities. These assets result from expenditures in the governmental funds. These assets are reported in the governmental activities column of the government-wide statement of net position, but are not reported in the fund financial statements.

All capital assets are capitalized at cost (or estimated historical cost) and updated for additions and retirements during the year. Donated capital assets are recorded at their acquisition values as of the date received. The District maintains a capitalization threshold of \$1,200. The District does not possess any infrastructure. Improvements are capitalized; the costs of normal maintenance and repairs that do not add to the value of the asset or materially extend an asset's life are not.

All reported capital assets, except land are depreciated. Improvements are depreciated over the remaining useful lives of the related capital assets.

Depreciation/amortization is computed using the straight-line method over the following useful lives:

<u>Description</u>	<u>Governmental Activities Estimated Lives</u>
Land improvements	15 - 20 years
Buildings and improvements	50 years
Furniture and equipment	5 - 20 years
Intangible right to use assets	5 years
Vehicles	8 - 10 years

The District is reporting intangible right to use assets related to leased equipment and software. The intangible assets are being amortized in a systematic and rational manner of the shorter of the lease term or the useful life of the underlying asset.

J. Interfund Balances

On fund financial statements, receivables and payables resulting from short-term interfund loans from the general fund to cover negative cash balances in other governmental funds are classified as "due to/from other funds". These amounts are eliminated in the governmental activities column on the statement of net position.

K. Compensated Absences

Compensated absences of the District consist of vacation leave and sick leave to the extent that payments to the employee for these absences are attributable to services already rendered and are not contingent on a specific event that is outside the control of the District and the employee.

**NORTH FORK LOCAL SCHOOL DISTRICT
LICKING COUNTY, OHIO**

**NOTES TO THE BASIC FINANCIAL STATEMENTS
FOR THE FISCAL YEAR ENDED JUNE 30, 2024**

NOTE 2 - SUMMARY OF SIGNIFICANT ACCOUNTING POLICIES - (Continued)

In accordance with the provisions of GASB Statement No. 16, “Accounting for Compensated Absences”, a liability for vacation leave is accrued if a) the employees’ rights to payment are attributable to services already rendered; and b) it is probable that the employer will compensate the employees for the benefits through paid time off or other means, such as cash payment at termination or retirement. An accrual for earned sick leave is made to the extent that it is probable that the benefits will result in termination (severance) payments. A liability for sick leave is accrued using the vesting method; i.e., the liability is based on the sick leave accumulated at June 30, 2024, by those employees who are currently eligible to receive termination (severance) payments, as well as those employees expected to become eligible in the future. For purposes of establishing a liability for sick leave on employees expected to become eligible to retire in the future, all employees with at least 10 years of service or employees age 60 or greater were considered expected to become eligible to retire in accordance with GASB Statement No. 16.

The total liability for vacation and sick leave payments has been calculated using pay rates in effect at June 30, 2024 and reduced to the maximum payment allowed by labor contract and/or statute, plus any applicable additional salary related payments.

The entire compensated absence liability is reported on the government-wide financial statements.

For governmental fund financial statements, the current portion of unpaid compensated absences is the amount expected to be paid using expendable available resources. These amounts are recorded in the account “compensated absences payable” in the fund from which the employees who have accumulated unpaid leave are paid. The noncurrent portion of the liability is not reported.

L. Accrued Liabilities and Long-Term Obligations

All payables, accrued liabilities and long-term obligations are reported in the government-wide financial statements.

In general, governmental fund payables and accrued liabilities that, once incurred, are paid in a timely manner and in full from current financial resources, are reported as obligations of the funds. However, compensated absences that will be paid from governmental funds are reported as a liability in the fund financial statements only to the extent that they are due for payment during the current year. Bonds and leases are recognized as a liability on the fund financial statements when due. Net pension/OPEB liability should be recognized in the governmental funds to the extent that benefit payments are due and payable and the pension/OPEB plan’s fiduciary net position is not sufficient for payment of those benefits.

M. Fund Balance

Fund balance is divided into five classifications based primarily on the extent to which the District is bound to observe constraints imposed upon the use of the resources in the governmental funds. The classifications are as follows:

Nonspendable - The nonspendable fund balance classification includes amounts that cannot be spent because they are not in spendable form or legally required to be maintained intact. The “not in spendable form” criterion includes items that are not expected to be converted to cash.

Restricted - Fund balance is reported as restricted when constraints are placed on the use of resources that are either externally imposed by creditors (such as through debt covenants), grantors, contributors, or laws or regulations of other governments, or imposed by law through constitutional provisions or enabling legislation.

**NORTH FORK LOCAL SCHOOL DISTRICT
LICKING COUNTY, OHIO**

**NOTES TO THE BASIC FINANCIAL STATEMENTS
FOR THE FISCAL YEAR ENDED JUNE 30, 2024**

NOTE 2 - SUMMARY OF SIGNIFICANT ACCOUNTING POLICIES - (Continued)

Committed - The committed fund balance classification includes amounts that can be used only for the specific purposes imposed by a formal action (resolution) of the District Board of Education (the highest level of decision making authority). Those committed amounts cannot be used for any other purpose unless the District Board of Education removes or changes the specified use by taking the same type of action (resolution) it employed to previously commit those amounts. Committed fund balance also incorporates contractual obligations to the extent that existing resources in the fund have been specifically committed for use in satisfying those contractual requirements.

Assigned - Amounts in the assigned fund balance classification are intended to be used by the District for specific purposes but do not meet the criteria to be classified as restricted nor committed. In governmental funds other than the general fund, assigned fund balance represents the remaining amount that is not restricted or committed. In the general fund, assigned amounts represent intended uses established by policies of the District Board of Education, which includes giving the Treasurer the authority to constrain monies for intended purposes.

Unassigned - Unassigned fund balance is the residual classification for the general fund and includes all spendable amounts not contained in the other classifications. In other governmental funds, the unassigned classification is only used to report a deficit fund balance resulting from overspending for specific purposes for which amounts had been restricted, committed, or assigned.

The District applies restricted resources first when expenditures are incurred for purposes for which restricted and unrestricted (committed, assigned, and unassigned) fund balance is available. Similarly, within unrestricted fund balance, committed amounts are reduced first followed by assigned, and then unassigned amounts when expenditures are incurred for purposes for which amounts in any of the unrestricted fund balance classifications could be used.

N. Net Position

Net position represents the difference between assets and deferred outflows and liabilities and deferred inflows. The net position component "net investment in capital assets," consists of capital assets, net of accumulated depreciation, reduced by the outstanding balances of any borrowing used for the acquisition, construction or improvement of those assets. Deferred outflows of resources and deferred inflows of resources that are attributable to the acquisition, construction or improvement of those assets or related debt also should be included in this component of net position. Net position is reported as restricted when there are limitations imposed on its use either through the enabling legislation adopted by the District or through external restrictions imposed by creditors, grantors or laws or regulations of other governments. The amount restricted for other purposes represents amounts restricted for a special trust and food service operations.

The District applies restricted resources first when an expense is incurred for purposes for which both restricted and unrestricted net position is available.

O. Estimates

The preparation of the basic financial statements in conformity with GAAP requires management to make estimates and assumptions that affect the amounts reported in the basic financial statements and accompanying notes. Actual results may differ from those estimates.

**NORTH FORK LOCAL SCHOOL DISTRICT
LICKING COUNTY, OHIO**

**NOTES TO THE BASIC FINANCIAL STATEMENTS
FOR THE FISCAL YEAR ENDED JUNE 30, 2024**

NOTE 2 - SUMMARY OF SIGNIFICANT ACCOUNTING POLICIES - (Continued)

P. Restricted Assets

Assets are reported as restricted assets when limitations on their use change the normal understanding of the availability of the asset. Such constraints are either imposed by creditors, contributors, grantors, or laws of other governments or imposed by enabling legislation. Restricted assets include amounts set-aside as sinking fund requirements in the general fund for repayment of the series 2010 Energy Conservation bonds (See Note 9.C).

Q. Interfund Activity

Exchange transactions between funds are reported as revenues in the seller funds and as expenditures/expenses in the purchaser funds. Flows of cash or goods from one fund to another without a requirement for repayment are reported as interfund transfers. Interfund transfers are reported as other financing sources/uses in governmental funds. Repayments from funds responsible for particular expenditures/expenses to the funds that initially paid for them are not presented on the basic financial statements.

Interfund activity between governmental funds is eliminated in the statement of activities.

R. Extraordinary and Special Items

Extraordinary items are transactions or events that are both unusual in nature and infrequent in occurrence. Special items are transactions or events that are within the control of the Board of Education and that are either unusual in nature or infrequent in occurrence. The District had neither type of transaction for fiscal year 2024.

S. Bond Premium and Discount/Accounting Gain or Loss

Bond premiums and discounts are deferred and amortized over the term of the bonds using the straight-line method, which approximates the effective interest method. Bond premiums are presented as an addition to the face amount of the bonds. Bond discounts are presented as a reduction to the face amount of the bonds.

For advance refunding resulting in the defeasance of debt reported on the government-wide financial statements, the difference between the reacquisition price and the net carrying amount of the old debt is deferred and amortized as a component of interest expense. The accounting gain or loss is amortized over the remaining life of the old debt or life of the new debt, whichever is shorter, and is presented as a deferred outflow of resources on the statement of net position on the government-wide financial statements.

T. Pensions/Other Postemployment Benefits (OPEB)

For purposes of measuring the net pension/OPEB liability, net OPEB asset, deferred outflows of resources and deferred inflows of resources related pensions/OPEB, and pension/OPEB expense, information about the fiduciary net position of the pension/OPEB plans and additions to/deductions from their fiduciary net position have been determined on the same basis as they are reported by the pension/OPEB plan. For this purpose, benefit payments (including refunds of employee contributions) are recognized when due and payable in accordance with the benefit terms. The pension/OPEB plans report investments at fair value.

U. Fair Value Measurements

The District categorizes its fair value measurements within the fair value hierarchy established by GAAP. The hierarchy is based on the valuation inputs used to measure the fair value of the asset. Level 1 inputs are quoted prices in active markets for identical assets; Level 2 inputs are significant other observable inputs; Level 3 inputs are significant unobservable inputs.

**NORTH FORK LOCAL SCHOOL DISTRICT
LICKING COUNTY, OHIO**

**NOTES TO THE BASIC FINANCIAL STATEMENTS
FOR THE FISCAL YEAR ENDED JUNE 30, 2024**

NOTE 3 - ACCOUNTABILITY AND COMPLIANCE

Change in Accounting Principles

For fiscal year 2024, the District has implemented certain paragraphs from GASB Implementation Guide No. 2021-1, certain paragraphs of GASB Statement No. 99, "*Omnibus 2022*", GASB Statement No. 100, "*Accounting Changes and Error Corrections - an amendment of GASB Statement No. 62*" and Implementation Guide No. 2023-1.

GASB Implementation Guide 2021-1 provides clarification on issues related to previously established GASB guidance. The implementation of GASB Implementation Guide 2021-1 did not have an effect on balances previously report by the District.

GASB Statement No. 99 is to enhance comparability in accounting and financial reporting and to improve the consistency of authoritative literature by addressing (1) practice issues that have been identified during implementation and application of certain GASB Statements and (2) accounting and financial reporting for financial guaranties. The implementation of GASB Statement No. 99 did not have an effect on the financial statements of the District.

GASB Statement No. 100 is to enhance accounting and financial reporting requirements for accounting changes and error corrections to provide more understandable, reliable, relevant, consistent, and comparable information for making decisions or assessing accountability. The implementation of GASB Statement No. 100 did not have an effect on the financial statements of the District.

GASB Implementation Guide 2023-1 provides clarification on issues related to previously established GASB guidance. The implementation of GASB Implementation Guide 2023-1 did not have an effect on the financial statements of the District.

NOTE 4 - DEPOSITS AND INVESTMENTS

State statutes classify monies held by the District into three categories.

Active deposits are public deposits necessary to meet current demands on the treasury. Such monies must be maintained either as cash in the District treasury, in commercial accounts payable or withdrawable on demand, including negotiable order of withdrawal (NOW) accounts, or in money market deposit accounts.

Inactive deposits are public deposits that the Board of Education has identified as not required for use within the current five-year period of designation of depositories. Inactive deposits must either be evidenced by certificates of deposit maturing not later than the end of the current period of designation of depositories, or by savings or deposit accounts including, but not limited to, passbook accounts.

Interim deposits are deposits of interim monies. Interim monies are those monies which are not needed for immediate use, but which will be needed before the end of the current period of designation of depositories.

Interim deposits must be evidenced by time certificates of deposit maturing not more than one year from the date of deposit or by savings or deposit accounts including passbook accounts.

Interim monies may be deposited or invested in the following securities:

1. United States Treasury Notes, Bills, Bonds, or any other obligation or security issued by the United States Treasury or any other obligation guaranteed as to principal and interest by the United States;

**NORTH FORK LOCAL SCHOOL DISTRICT
LICKING COUNTY, OHIO**

**NOTES TO THE BASIC FINANCIAL STATEMENTS
FOR THE FISCAL YEAR ENDED JUNE 30, 2024**

NOTE 4 - DEPOSITS AND INVESTMENTS - (Continued)

2. Bonds, notes, debentures, or any other obligations or securities issued by any federal government agency or instrumentality, including, but not limited to, the Federal National Mortgage Association, Federal Home Loan Bank, Federal Farm Credit Bank, Federal Home Loan Mortgage Corporation, Tennessee Valley Authority, and Government National Mortgage Association. All federal agency securities shall be direct issuances of federal government agencies or instrumentalities;
3. Written repurchase agreements in the securities listed above provided that the market value of the securities subject to the repurchase agreement must exceed the principal value of the agreement by at least two percent and be marked to market daily, and that the term of the agreement must not exceed thirty days;
4. Bonds and other obligations of the State of Ohio, and with certain limitations including a requirement for maturity within ten years from the date of settlement, bonds and other obligations of political subdivisions of the State of Ohio, if training requirements have been met;
5. Time certificates of deposit or savings or deposit accounts including, but not limited to, passbook accounts;
6. No-load money market mutual funds consisting exclusively of obligations described in division (1) or (2) and repurchase agreements secured by such obligations, provided that investments in securities described in this division are made only through eligible institutions;
7. The State Treasurer's investment pool, the State Treasury Asset Reserve of Ohio (STAR Ohio); and,
8. Certain bankers' acceptances for a period not to exceed one hundred eighty days) and commercial paper notes (for a period not to exceed two hundred seventy days) in an amount not to exceed 40 percent of the interim monies available for investment at any one time if training requirements have been met.

Protection of the deposits is provided by the Federal Deposit Insurance Corporation (FDIC), by eligible securities pledged by the financial institution as security for repayment, or by the financial institutions participation in the Ohio Pooled Collateral System (OPCS), a collateral pool of eligible securities deposited with a qualified trustee and pledged to the Treasurer of State to secure the repayment of all public monies deposited in the financial institution.

Investments in stripped principal or interest obligations reverse repurchase agreements and derivatives are prohibited. The issuance of taxable notes for the purpose of arbitrage, the use of leverage and short selling are also prohibited. Except as noted above, an investment must mature within five years from the date of purchase unless matched to a specific obligation or debt of the District, and must be purchased with the expectation that it will be held to maturity. Investments may only be made through specified dealers and institutions. Payment for investments may be made only upon delivery of the securities representing the investments to the Treasurer or, if the securities are not represented by a certificate, upon receipt of confirmation of transfer from the custodian.

A. Cash on Hand

At fiscal year end, the District had \$2,020 in undeposited cash on hand which is included on the financial statements of the District as part of "equity in pooled cash and investments".

B. Deposits with Financial Institutions

At June 30, 2024, the carrying amount of all District deposits was \$4,528,227, including \$147,686 in nonnegotiable certificates of deposit. Based on the criteria described in GASB Statement No. 40, "Deposits and Investment Risk Disclosures", as of June 30, 2024, \$4,533,128 of the District's bank balance of \$4,583,128, was covered by the FDIC. The remaining balance of \$50,000 was exposed to custodial credit risk.

**NORTH FORK LOCAL SCHOOL DISTRICT
LICKING COUNTY, OHIO**

**NOTES TO THE BASIC FINANCIAL STATEMENTS
FOR THE FISCAL YEAR ENDED JUNE 30, 2024**

NOTE 4 - DEPOSITS AND INVESTMENTS - (Continued)

C. Investments

As of June 30, 2024, the District had the following investments and maturities:

<u>Measurement/investment type</u>	<u>Measurement Value</u>	<u>Investment Maturities</u>				
		<u>6 months or less</u>	<u>7 to 12 months</u>	<u>13 to 18 months</u>	<u>19 to 24 months</u>	<u>Greater than 24 months</u>
<i>Amorized cost:</i>						
STAR Ohio	\$ 232,047	\$ -	\$ -	\$ -	\$ -	\$ -
<i>Fair value:</i>						
Negotiable CDs	1,240,513	234,142	-	-	-	1,006,371
FAMC	368,957	-	-	-	-	368,957
FHLB	1,422,888	74,612	269,551	-	434,043	644,682
FFCB	1,527,376	-	143,475	420,757	49,948	913,196
FNMA	275,819	123,711	152,108	-	-	-
U.S. Treasury notes	6,323,916	744,786	509,875	770,811	460,706	3,837,738
TVA	146,730	-	-	-	-	146,730
U.S. Government money market mutual fund	185,537	185,537	-	-	-	-
Totals	\$ 11,723,783	\$ 1,362,788	\$ 1,075,009	\$ 1,191,568	\$ 944,697	\$ 6,917,674

The weighted average length to maturity is 2.35 years.

The District's investments in U.S. Government money market mutual funds are valued using quoted market prices in active markets (Level 1 inputs). The District's investments in federal agency securities (FAMC, FHLB, FFCB, and FNMA), Tennessee Valley Authority, U.S. Treasury notes, and negotiable CDs are valued using quoted prices in markets that are not considered to be active, dealer quotations or alternative pricing sources for similar assets or liabilities for which all significant inputs are observable, either directly or indirectly (Level 2 inputs).

Interest Rate Risk: As a means of limiting its exposure to fair value losses arising from rising interest rates and according to State law, the District's investment policy limits investment portfolio maturities to five years or less.

Credit Risk: The federal agency securities, Tennessee Valley Authority, and U.S. Treasury notes were rated AA+ and Aaa by Standard & Poor's and Moody's Investor Services, respectively. STAR Ohio and U.S. Government money market mutual fund carry a rating of AAAM by Standard & Poor's. Ohio law requires that STAR Ohio maintain the highest rating provided by at least one nationally recognized standard rating service. The negotiable CDs are fully covered by the FDIC. The District's investment policy does not specifically address credit risk beyond requiring the District to only invest in securities authorized by State statute.

Custodial Credit Risk: For an investment, custodial credit risk is the risk that, in the event of the failure of the counterparty, the District will not be able to recover the value of its investments or collateral securities that are in the possession of an outside party. The District has no investment policy dealing with investment custodial risk beyond the requirement in State statute that prohibits payment for investments prior to the delivery of the securities representing such investments to the Treasurer or qualified trustee.

**NORTH FORK LOCAL SCHOOL DISTRICT
LICKING COUNTY, OHIO**

**NOTES TO THE BASIC FINANCIAL STATEMENTS
FOR THE FISCAL YEAR ENDED JUNE 30, 2024**

NOTE 4 - DEPOSITS AND INVESTMENTS - (Continued)

Concentration of Credit Risk: The District places no limit on the amount that may be invested in any one issuer. The following table includes the percentage of each investment type held by the District at June 30, 2024:

<u>Measurement/investment type</u>	<u>Measurement Value</u>	<u>% of Total</u>
<i>Amortized cost:</i>		
STAR Ohio	\$ 232,047	1.98
<i>Fair value:</i>		
Negotiable CDs	1,240,513	10.58
FAMC	368,957	3.15
FHLB	1,422,888	12.14
FFCB	1,527,376	13.03
FNMA	275,819	2.35
U.S. Treasury notes	6,323,916	53.94
TVA	146,730	1.25
U.S. Government money market mutual fund	<u>185,537</u>	<u>1.58</u>
Total	<u>\$ 11,723,783</u>	<u>100.00</u>

D. Reconciliation of Cash and Investments to the Statement of Net Position

The following is a reconciliation of cash and investments as reported in the note above to cash and investments as reported on the statement of net position as of June 30, 2024:

<u>Cash and investments per note</u>	
Carrying amount of deposits	\$ 4,528,227
Investments	11,723,783
Cash on hand	<u>2,020</u>
Total	<u>\$ 16,254,030</u>
<u>Cash and investments per statement of net position</u>	
Governmental activities	\$ 16,252,887
Custodial fund	<u>1,143</u>
Total	<u>\$ 16,254,030</u>

NOTE 5 - PROPERTY TAXES

Property taxes are levied and assessed on a calendar year basis while the District fiscal year runs from July through June. First half tax collections are received by the District in the second half of the fiscal year. Second half tax distributions occur in the first half of the following fiscal year.

**NORTH FORK LOCAL SCHOOL DISTRICT
LICKING COUNTY, OHIO**

**NOTES TO THE BASIC FINANCIAL STATEMENTS
FOR THE FISCAL YEAR ENDED JUNE 30, 2024**

NOTE 5 - PROPERTY TAXES - (Continued)

Property taxes include amounts levied against all real property and public utility property. Real property tax revenues received in calendar year 2024 represent the collection of calendar year 2023 taxes. Real property taxes received in calendar year 2024 were levied after April 1, 2023, on the assessed values as of January 1, 2023, the lien date. Assessed values for real property taxes are established by State statute at 35 percent of appraised market value. Real property taxes are payable annually or semiannually. If paid annually, payment is due December 31; if paid semiannually, the first payment is due December 31, with the remainder payable by June 20. Under certain circumstances, State statute permits alternate payment dates to be established. Public utility property tax revenues received in calendar year 2024 represent the collection of calendar year 2023 taxes. Public utility real and personal property taxes received in calendar year 2024 became a lien on December 31, 2022, were levied after April 1, 2023, and are collected with real property taxes. Public utility real property is assessed at 35 percent of true value; public utility tangible personal property is currently assessed at varying percentages of true value.

The District receives property taxes from Licking and Knox Counties. The County Auditors periodically advance to the District its portion of the taxes collected. Second-half real property tax payments collected by the County by June 30, 2024, are available to finance fiscal year 2024 operations. The amount available as an advance at June 30, 2024 and 2023 were:

	<u>June 30, 2024</u>	<u>June 30, 2023</u>
Major governmental funds:		
General fund	\$ 643,935	\$ 1,262,367
Nonmajor governmental funds:		
Bond retirement fund	50,752	135,117
Permanent improvement fund	8,847	24,138
Classroom facilities maintenance fund	7,374	20,115

The amount of second-half real property taxes available for advance at fiscal year-end can vary based on the date the tax bills are sent.

Accrued property taxes receivable includes real property, public utility property and delinquent tangible personal property taxes which are measurable as of June 30, 2024 and for which there is an enforceable legal claim. Although total property tax collections for the next fiscal year are measurable, only the amount of real property taxes available as an advance at June 30 was levied to finance current fiscal year operations and is reported as revenue at fiscal year-end. The portion of the receivable not levied to finance current fiscal year operations is offset by a credit to deferred inflows.

On the accrual basis of accounting, collectible delinquent property taxes have been recorded as a receivable and revenue, while on a modified accrual basis of accounting the revenue has been reported as a deferred inflow.

The assessed values upon which the fiscal year 2024 taxes were collected are:

	2023 Second Half Collections		2024 First Half Collections	
	<u>Amount</u>	<u>Percent</u>	<u>Amount</u>	<u>Percent</u>
Agricultural/residential and other real estate	\$ 297,368,144	88.99	\$ 406,156,555	91.43
Public utility personal	<u>36,807,880</u>	<u>11.01</u>	<u>38,071,490</u>	<u>8.57</u>
Total	<u>\$ 334,176,024</u>	<u>100.00</u>	<u>\$ 444,228,045</u>	<u>100.00</u>
Tax rate per \$1,000 of assessed valuation	\$32.00		\$31.60	

**NORTH FORK LOCAL SCHOOL DISTRICT
LICKING COUNTY, OHIO**

**NOTES TO THE BASIC FINANCIAL STATEMENTS
FOR THE FISCAL YEAR ENDED JUNE 30, 2024**

NOTE 6 - RECEIVABLES

Receivables at June 30, 2024 consisted of property taxes, income taxes, accrued interest and intergovernmental grants and entitlements. All receivables are considered collectible in full due to the ability to foreclose for the nonpayment of taxes, the stable condition of State programs and the current year guarantee of federal funds. A summary of the principal items of receivables reported on the statement of net position follows:

Governmental activities:

Property taxes	\$ 9,980,852
Income taxes	1,232,560
Accrued interest	71,362
Intergovernmental	<u>75,814</u>
Total	<u><u>\$ 11,360,588</u></u>

Receivables have been disaggregated on the face of the basic financial statements. All receivables are expected to be collected within the subsequent year.

NOTE 7 - INCOME TAXES

The District levies a voted income tax of one percent on the income of residents and on estates for general operations of the District. The income tax became effective on January 1, 2008 and was effective for a period of three years, until December 31, 2010. The income tax was renewed January 1, 2011, January 1, 2014, May 1, 2015, and again May 7, 2019 and is in effect until December 31, 2022. Employers of residents are required to withhold income tax on employee compensation and then remit that income tax to the State, and taxpayers are required to file an annual return. The State makes quarterly distributions to the District after withholding amounts for administrative fees and estimated refunds. Income tax revenue is credited to the general fund and amounted to \$3,078,152 for fiscal year 2024.

THIS SPACE INTENTIONALLY LEFT BLANK

**NORTH FORK LOCAL SCHOOL DISTRICT
LICKING COUNTY, OHIO**

**NOTES TO THE BASIC FINANCIAL STATEMENTS
FOR THE FISCAL YEAR ENDED JUNE 30, 2024**

NOTE 8 - CAPITAL ASSETS

Capital asset activity for the fiscal year ended June 30, 2024, was as follows:

	Balance <u>06/30/23</u>	<u>Additions</u>	<u>Disposals</u>	Balance <u>06/30/24</u>
Governmental activities:				
<i>Capital assets, not being depreciated/amortized:</i>				
Land	\$ 421,922	\$ -	\$ -	\$ 421,922
Construction in progress	<u>167,215</u>	<u>240,565</u>	<u>(281,251)</u>	<u>126,529</u>
Total capital assets, not being depreciated/amortized	<u>589,137</u>	<u>240,565</u>	<u>(281,251)</u>	<u>548,451</u>
<i>Capital assets, being depreciated/amortized:</i>				
Land improvements	2,711,470	1,001,088	-	3,712,558
Buildings and improvements	38,833,384	28,750	(83,333)	38,778,801
Furniture and equipment	3,795,855	289,206	(72,086)	4,012,975
Vehicles	2,181,575	40,000	(269,934)	1,951,641
Intangible right to use:				
Leased equipment	107,109	-	(107,109)	-
Computer software	<u>5,986</u>	<u>29,532</u>	<u>-</u>	<u>35,518</u>
Total capital assets, being depreciated/amortized	<u>47,635,379</u>	<u>1,388,576</u>	<u>(532,462)</u>	<u>48,491,493</u>
<i>Less: accumulated depreciation/amortization:</i>				
Land improvements	(2,263,445)	(80,391)	-	(2,343,836)
Buildings and improvements	(15,072,302)	(834,578)	60,930	(15,845,950)
Furniture and equipment	(3,411,776)	(82,420)	64,464	(3,429,732)
Vehicles	(1,457,782)	(150,759)	242,941	(1,365,600)
Intangible right to use:				
Leased equipment	(71,406)	(35,703)	107,109	-
Computer software	<u>(1,966)</u>	<u>(15,773)</u>	<u>-</u>	<u>(17,739)</u>
Total accumulated depreciation/amortization	<u>(22,278,677)</u>	<u>(1,199,624)</u>	<u>475,444</u>	<u>(23,002,857)</u>
Total capital assets, being depreciated/ amortized, net	<u>25,356,702</u>	<u>188,952</u>	<u>(57,018)</u>	<u>25,488,636</u>
Governmental activities capital assets, net	<u><u>\$ 25,945,839</u></u>	<u><u>\$ 429,517</u></u>	<u><u>\$ (338,269)</u></u>	<u><u>\$ 26,037,087</u></u>

**NORTH FORK LOCAL SCHOOL DISTRICT
LICKING COUNTY, OHIO**

**NOTES TO THE BASIC FINANCIAL STATEMENTS
FOR THE FISCAL YEAR ENDED JUNE 30, 2024**

NOTE 8 - CAPITAL ASSETS – (Continued)

Depreciation/amortization expense was charged to governmental functions as follows:

Instruction:

Regular	\$ 655,852
Special	9,346
Vocational	41,275
Other	218

Support services:

Pupil	9,638
Instructional staff	26,122
Administration	49,396
Operations and maintenance	52,618
Pupil transportation	149,302
Extracurricular activities	126,323
Food service operations	79,534

Total depreciation/amortization expense	<u>\$ 1,199,624</u>
---	---------------------

NOTE 9 - LONG-TERM OBLIGATIONS

A. The District's governmental activities long-term obligations activity during fiscal year 2024 consisted of the following.

	<u>Balance 06/30/23</u>	<u>Increase</u>	<u>Decrease</u>	<u>Balance 06/30/24</u>	<u>Amount Due in One Year</u>
<u>General obligation bonds:</u>					
2017 Series - refunding issue:					
Current interest bonds	2,210,000	-	(720,000)	1,490,000	735,000
2010 Energy conservation bonds	<u>1,280,000</u>	<u>-</u>	<u>-</u>	<u>1,280,000</u>	<u>1,280,000</u>
Total general obligation bonds	<u>3,490,000</u>	<u>-</u>	<u>(720,000)</u>	<u>2,770,000</u>	<u>2,015,000</u>
Financed purchase note payable	900,000	-	(120,000)	780,000	123,000
Lease payable	36,487	-	(36,487)	-	-
Net OPEB liability	1,075,962	190,166	-	1,266,128	-
Net pension liability	18,302,578	114,783	(709,941)	17,707,420	-
<u>Compensated absences:</u>					
Severance	1,401,725	199,809	(124,165)	1,477,369	31,198
Vacation leave	<u>215,237</u>	<u>229,064</u>	<u>(215,237)</u>	<u>229,064</u>	<u>229,064</u>
Total compensated absences	<u>1,616,962</u>	<u>428,873</u>	<u>(339,402)</u>	<u>1,706,433</u>	<u>260,262</u>
Total governmental activities long-term liabilities	<u>\$ 25,421,989</u>	<u>\$ 733,822</u>	<u>\$ (1,925,830)</u>	<u>\$ 24,229,981</u>	<u>\$ 2,398,262</u>

**NORTH FORK LOCAL SCHOOL DISTRICT
LICKING COUNTY, OHIO**

**NOTES TO THE BASIC FINANCIAL STATEMENTS
FOR THE FISCAL YEAR ENDED JUNE 30, 2024**

NOTE 9 - LONG-TERM OBLIGATIONS - (Continued)

The net pension liability and net OPEB liability: See Notes 12 and 13 for details.

Compensated absences will be paid from the fund from which the employee is paid. The fund which primarily records this activity is the general fund.

B. General Obligation and Refunding Bonds

2017 Series Refunding Issue - On September 5, 2017, the District issued \$3,735,000 in general obligation refunding bonds (Series 2017 Refunding Bonds) to advance refund \$3,735,000 of the Series 2007 current interest general obligation bonds. The issuance proceeds were used to purchase securities which were placed in an irrevocable trust to provide resources for all future debt service payments on the refunded debt. This refunded debt is considered defeased (in-substance) and accordingly, has been removed from the statement of net position. The balance of the refunded 2007 Series bonds was \$1,490,000 at June 30, 2024.

The refunding issue is comprised of current interest bonds, par value \$3,735,000. The interest rates on the current interest serial bonds range from 3.50% to 4.00%. Interest payments of the current interest bonds are due on June 1 and December 1 of each year and are paid from the bond retirement fund. The final maturity date stated on the current interest bonds is December 1, 2025.

The reacquisition price exceeded the net carrying amount of the old debt by \$821. This amount is amortized over the remaining life of the refunded debt, which is equal to the life of the new debt issued and is reported as a deferred outflow of resources on the statement of net position. The refunding was undertaken to reduce total debt service payments by \$324,912 and resulted in an economic gain of \$262,532.

The following is a summary of the future debt service requirements to maturity for the Series 2017 refunding bonds:

Fiscal Year Ending June 30,	Current Interest Bonds		
	Principal	Interest	Total
2025	735,000	25,144	760,144
2026	755,000	8,456	763,456
Total	<u>\$ 1,490,000</u>	<u>\$ 33,600</u>	<u>\$ 1,523,600</u>

**NORTH FORK LOCAL SCHOOL DISTRICT
LICKING COUNTY, OHIO**

**NOTES TO THE BASIC FINANCIAL STATEMENTS
FOR THE FISCAL YEAR ENDED JUNE 30, 2024**

NOTE 9 - LONG-TERM OBLIGATIONS - (Continued)

C. Energy Conservation Bonds - Series 2010

In November 2010, the District issued \$1,280,000 in energy conservation bonds (federally taxable qualified school construction bonds). The proceeds of these bonds were used for building improvements intended to increase the energy efficiency of the District's buildings. These bonds bear an annual interest rate of 5.40%, mature on June 1, 2025 and will be paid from the general fund. The District is required to make mandatory sinking fund deposits (consisting of cash and/or U.S. Treasury obligations) on December 1, in the following years and in the following amounts (in each case equal to the value of any cash deposits, plus the stated principal value at maturity of any U.S. Treasury obligations plus any interest to be paid thereon through and including the maturity date):

December 1 Calendar Year	Amounts Due
2025	85,333
Total	\$ 85,333

At June 30, 2024, the District has reported restricted cash and restricted fund balance in the amount of \$1,194,667 for sinking fund deposits maintained in the general fund.

The District receives a reimbursement from the United States Treasury equal to 100% of the lesser of the interest payments on the energy conservation bonds or the federal tax credits that would have otherwise been available to the holders of the energy conservation bonds. Although it is the intention of the District to record this reimbursement as federal intergovernmental revenue in the debt service fund, to pay debt service on the bonds, the District is not required to do so under Federal or State law.

The following is a summary of future debt service requirements to maturity for the energy conservation bonds outstanding at June 30, 2024:

Fiscal Year	Energy Conservation Bonds		
<u>Ending June 30,</u>	<u>Principal</u>	<u>Interest</u>	<u>Total</u>
2025	1,280,000	69,120	1,349,120
Total	\$ 1,280,000	\$ 69,120	\$ 1,349,120

D. Lease Payable

Leases Payable - The District has entered into a lease agreement for the use of right to use equipment. Due to the implementation of GASB Statement No. 87, the District will report an intangible capital asset and corresponding liability for the future scheduled payments under the lease. The lease payments will be paid from the general fund.

The District has entered into a lease agreement for copier equipment at varying years and terms as follows:

<u>Purpose</u>	<u>Lease Commencement Date</u>	<u>Years</u>	<u>Lease End Date</u>	<u>Payment Method</u>
Copier equipment	2020	4	2024	Monthly

The District's lease on copier equipment ended in fiscal year 2024.

**NORTH FORK LOCAL SCHOOL DISTRICT
LICKING COUNTY, OHIO**

**NOTES TO THE BASIC FINANCIAL STATEMENTS
FOR THE FISCAL YEAR ENDED JUNE 30, 2024**

NOTE 9 - LONG-TERM OBLIGATIONS - (Continued)

E. Legal Debt Margin

The Ohio Revised Code provides that voted net general obligation debt of the District shall never exceed 9% of the total assessed valuation of the District. The code further provides that unvoted indebtedness shall not exceed 1/10 of 1% of the property valuation of the District. The code additionally states that unvoted indebtedness related to energy conservation debt shall not exceed 9/10 of 1% of the property valuation of the District. The assessed valuation used in determining the District's legal debt margin has been modified by House Bill 530 which became effective March 30, 2006. In accordance with House Bill 530, the assessed valuation used in the District's legal debt margin calculation excluded tangible personal property used in business, telephone or telegraph property, interexchange telecommunications company property, and personal property owned or leased by a railroad company and used in railroad operations. The effects of these debt limitations at June 30, 2024, are a voted debt margin of \$39,063,657 (including available funds of \$573,133), an unvoted debt margin of \$444,228, and an unvoted energy conservation debt margin of \$2,718,052.

F. Financed Purchase Note Payable

During fiscal year 2019, the District entered into a financed purchase agreement for School Busses. The financed purchase matured on August 15, 2022 and carried a 3.231% interest rate.

During fiscal year 2022, the District entered into a financed purchase agreement for improvements to the high school and surrounding facilities. The finance purchase matures on December 1, 2029 and carries a 5.00% interest rate.

Fiscal Year Year Ended	Financed Purchase Note Payable		
	Principal	Interest	Total
2025	123,000	17,172	140,172
2026	125,000	14,208	139,208
2027	128,000	11,186	139,186
2028	131,000	8,090	139,090
2029	135,000	4,911	139,911
2030	138,000	1,649	139,649
Total	<u>\$ 780,000</u>	<u>\$ 57,216</u>	<u>\$ 837,216</u>

NOTE 10 - OTHER EMPLOYEE BENEFITS

A. Compensated Absences

The criteria for determining vacation and sick leave components are derived from negotiated agreements and State laws. Classified employees earn ten to twenty days of vacation per fiscal year, depending upon length of service. Accumulated, unused vacation time is paid to classified employees and administrators upon termination of employment. Teachers do not earn vacation time. Teachers, administrators, and classified employees earn sick leave at the rate of one and one-fourth days per month. Upon retirement, payment is made for one-fourth of accrued, but unused sick leave to a maximum of 30 days for certified and classified employees, plus one-fourth of accrued personal leave. In addition, employees with 20 years or more service with the District receive payment for all days in excess of 120 days.

**NORTH FORK LOCAL SCHOOL DISTRICT
LICKING COUNTY, OHIO**

**NOTES TO THE BASIC FINANCIAL STATEMENTS
FOR THE FISCAL YEAR ENDED JUNE 30, 2024**

NOTE 10 - OTHER EMPLOYEE BENEFITS - (Continued)

B. Insurance Benefits

The District provides life insurance and accidental death and dismemberment insurance to most employees through UNUM Life Insurance Company. Premiums are paid from the same fund that pays the employee's salaries.

NOTE 11 - RISK MANAGEMENT

A. Property and Liability

The District is exposed to various risks of loss related to torts; theft of, damage to, and destruction of assets; errors and omissions, injuries to employees and natural disasters. During fiscal year 2024, the District purchased insurance through Liberty Mutual Insurance Company for property, fleet insurance, liability insurance, crime and inland marine coverage. Coverages provided are as follows:

Total policy coverage - includes the following:

Building and Contents (\$5,000 deductible)	\$80,368,787
Computer Equipment	500,000
Extra Expense	1,000,000
Fleet Liability	1,000,000

Total policy coverage - includes the following:

Uninsured/underinsured motorist	\$1,000,000
Medical payments	5,000
Public Employee Dishonesty	500,000
General school district liability	
Per occurrence	1,000,000
Aggregate	3,000,000
Umbrella Liability-excluding UM/UIM	3,000,000

Settled claims have not exceeded this commercial coverage in any of the past three years. There has not been a significant reduction in insurance coverage from the prior year.

B. Employee Health Benefits

The District provides health and prescription insurance through Anthem, dental insurance through Trust Mark and vision insurance through Vision Service Plan for all eligible employees. Rates are set through an annual calculation process. For fiscal year 2024, the District cost for family medical premium was \$1,801.79 and \$709.12 for single premium. Dental insurance premium was \$50.00 for family and \$40.00 for single coverage. Vision insurance cost the District \$2.21 per premium. Premiums are paid per month, respectively.

C. Workers' Compensation

The District pays the State Workers' Compensation System a premium for employee injury coverage. The premium is calculated by multiplying the monthly total gross payroll by a factor that the State calculates. The District utilizes Sedgwick to process claims and Compmanagement as a third party administrator.

**NORTH FORK LOCAL SCHOOL DISTRICT
LICKING COUNTY, OHIO**

**NOTES TO THE BASIC FINANCIAL STATEMENTS
FOR THE FISCAL YEAR ENDED JUNE 30, 2024**

NOTE 12 - DEFINED BENEFIT PENSION PLANS

The Statewide retirement systems provide both pension benefits and other postemployment benefits (OPEB).

Net Pension Liability/Net OPEB Liability/Asset

The net pension liability and the net OPEB liability/asset reported on the statement of net position represents a liability or asset to employees for pensions and OPEB, respectively.

Pensions and OPEB are a component of exchange transactions—between an employer and its employees—of salaries and benefits for employee services. Pensions/OPEB are provided to an employee—on a deferred-payment basis—as part of the total compensation package offered by an employer for employee services each financial period. The obligation to sacrifice resources for pensions is a present obligation because it was created as a result of employment exchanges that already have occurred.

The net pension/OPEB liability (asset) represent the District's proportionate share of each pension/OPEB plan's collective actuarial present value of projected benefit payments attributable to past periods of service, net of each pension/OPEB plan's fiduciary net position. The net pension/OPEB liability (asset) calculation is dependent on critical long-term variables, including estimated average life expectancies, earnings on investments, cost of living adjustments and others. While these estimates use the best information available, unknowable future events require adjusting these estimates annually.

The Ohio Revised Code limits the District's obligation for this liability to annually required payments. The District cannot control benefit terms or the manner in which pensions/OPEB are financed; however, the District does receive the benefit of employees' services in exchange for compensation including pension and OPEB.

GASB 68/75 assumes the liability is solely the obligation of the employer, because (1) they benefit from employee services; and (2) State statute requires funding to come from these employers. All pension contributions to date have come solely from these employers (which also includes pension costs paid in the form of withholdings from employees). The retirement systems may allocate a portion of the employer contributions to provide for these OPEB benefits. In addition, health care plan enrollees pay a portion of the health care costs in the form of a monthly premium. State statute requires the retirement systems to amortize unfunded pension liabilities within 30 years. If the pension amortization period exceeds 30 years, each retirement system's board must propose corrective action to the State legislature. Any resulting legislative change to benefits or funding could significantly affect the net pension/OPEB liability (asset). Resulting adjustments to the net pension/OPEB liability (asset) would be effective when the changes are legally enforceable. The Ohio Revised Code permits, but does not require, the retirement systems to provide healthcare to eligible benefit recipients.

The remainder of this note includes the required pension disclosures. See Note 13 for the required OPEB disclosures.

The proportionate share of each plan's unfunded benefits is presented as a long-term *net pension/OPEB liability (asset)* on the accrual basis of accounting. Any liability for the contractually required pension contribution outstanding at the end of the year is included in pension and postemployment benefits payable on both the accrual and modified accrual bases of accounting.

**NORTH FORK LOCAL SCHOOL DISTRICT
LICKING COUNTY, OHIO**

**NOTES TO THE BASIC FINANCIAL STATEMENTS
FOR THE FISCAL YEAR ENDED JUNE 30, 2024**

NOTE 12 - DEFINED BENEFIT PENSION PLANS - (Continued)

Plan Description - School Employees Retirement System (SERS)

Plan Description - The District's non-teaching employees participate in SERS, a cost-sharing multiple-employer defined benefit pension plan administered by SERS. SERS provides retirement, disability and survivor benefits, annual cost-of-living adjustments, and death benefits to plan members and beneficiaries. Authority to establish and amend benefits is provided by Ohio Revised Code Chapter 3309. SERS issues a publicly available, stand-alone financial report that includes financial statements, required supplementary information and detailed information about SERS' fiduciary net position. That report can be obtained by visiting the SERS website at www.ohsers.org under Employers/Audit Resources.

Age and service requirements for retirement are as follows:

	Eligible to Retire on or before August 1, 2017 *	Eligible to Retire after August 1, 2017
Full benefits	Any age with 30 years of service credit	Age 67 with 10 years of service credit; or Age 57 with 30 years of service credit
Actuarially reduced benefits	Age 60 with 5 years of service credit; or Age 55 with 25 years of service credit	Age 62 with 10 years of service credit; or Age 60 with 25 years of service credit

* Members with 25 years of service credit as of August 1, 2017 will be included in this plan.

Annual retirement benefits are calculated based on final average salary multiplied by a percentage that varies based on years of service; 2.2% for the first thirty years of service and 2.5% for years of service credit over 30. Final average salary is the average of the highest three years of salary.

An individual whose benefit effective date is before April 1, 2018, is eligible for a cost-of-living adjustment (COLA) on the first anniversary date of the benefit. Beginning April 1, 2018, new benefit recipients must wait until the fourth anniversary of their benefit for COLA eligibility. The COLA is added each year to the base benefit amount on the anniversary date of the benefit. A three-year COLA suspension was in effect for all benefit recipients for the years 2018, 2019, and 2020. Upon resumption of the COLA, it will be indexed to the percentage increase in the CPI-W, not to exceed 2.5% and with a floor of 0%. In 2023, the Board of Trustees approved a 2.5% cost-of-living adjustment (COLA) for eligible retirees and beneficiaries in 2024.

Funding Policy - Plan members are required to contribute 10.00% of their annual covered salary and the District is required to contribute 14.00% of annual covered payroll. The contribution requirements of plan members and employers are established and may be amended by the SERS' Retirement Board up to statutory maximum amounts of 10.00% for plan members and 14.00% for employers. The Retirement Board, acting with the advice of the actuary, allocates the employer contribution rate among four of the System's funds (Pension Trust Fund, Death Benefit Fund, Medicare B Fund, and Health Care Fund). For the fiscal year ended June 30, 2024, the allocation to pension, death benefits, and Medicare B was 14.00%. For fiscal year 2024, the Retirement Board did not allocate any employer contribution to the Health Care Fund.

The District's contractually required contribution to SERS was \$462,043 for fiscal year 2024. Of this amount, \$49,839 is reported as pension and postemployment benefits payable.

**NORTH FORK LOCAL SCHOOL DISTRICT
LICKING COUNTY, OHIO**

**NOTES TO THE BASIC FINANCIAL STATEMENTS
FOR THE FISCAL YEAR ENDED JUNE 30, 2024**

NOTE 12 - DEFINED BENEFIT PENSION PLANS - (Continued)

Plan Description - State Teachers Retirement System (STRS)

Plan Description - Licensed teachers participate in STRS, a cost-sharing multiple-employer public employee retirement system administered by STRS. STRS provides retirement and disability benefits to members and death and survivor benefits to beneficiaries. STRS issues a stand-alone financial report that includes financial statements, required supplementary information and detailed information about STRS' fiduciary net position. That report can be obtained by writing to STRS, 275 E. Broad St., Columbus, OH 43215-3771, by calling (888) 227-7877, or by visiting the STRS website at www.strsoh.org.

New members have a choice of three retirement plans: a Defined Benefit (DB) Plan, a Defined Contribution (DC) Plan and a Combined (CO) Plan. Benefits are established by Ohio Revised Code Chapter 3307.

The DB plan offers an annual retirement allowance based on final average salary multiplied by a percentage that varies based on years of service. Effective August 1, 2015, the calculation is 2.20% of final average salary for the five highest years of earnings multiplied by all years of service. Eligibility changes will be phased in until August 1, 2023, when retirement eligibility for unreduced benefits will be five years of service credit and age 65, or 35 years of service credit and at least age 60.

Eligibility changes for DB Plan members who retire with actuarially reduced benefits will be phased in until August 1, 2023 when retirement eligibility will be five years of qualifying service credit and age 60, or 30 years of service credit regardless of age.

The DC Plan allows members to place all of their member contributions and 9.53% of the 14% employer contributions into an investment account. The member determines how to allocate the member and employer money among various investment choices offered by STRS. The remaining 4.47% of the 14% employer rate is allocated to the defined benefit unfunded liability. A member is eligible to receive a retirement benefit at age 50 and termination of employment. The member may elect to receive a lifetime monthly annuity or a lump sum withdrawal.

The Combined Plan offers features of both the DB Plan and the DC Plan. In the Combined Plan, 12% of the 14% member rate goes to the DC Plan and the remaining 2% is applied to the DB Plan. Member contributions to the DC Plan are allocated among investment choices by the member, and contributions to the DB Plan from the employer and the member are used to fund the defined benefit payment at a reduced level from the regular DB Plan. The defined benefit portion of the Combined Plan payment is payable to a member on or after age 60 with five years of service. The defined contribution portion of the account may be taken as a lump sum payment or converted to a lifetime monthly annuity after termination of employment at age 50 and after termination of employment.

New members who choose the DC Plan or Combined Plan will have another opportunity to reselect a permanent plan during their fifth year of membership. Members may remain in the same plan or transfer to another STRS plan. The optional annuitization of a member's defined contribution account or the defined contribution portion of a member's Combined Plan account to a lifetime benefit results in STRS bearing the risk of investment gain or loss on the account. STRS has therefore included all three plan options as one defined benefit plan for GASB 68 reporting purposes.

A DB or Combined Plan member with five or more years of credited service, who is determined to be disabled, may qualify for a disability benefit. New members, on or after July 1, 2013, must have at least ten years of qualifying service credit to apply for disability benefits. Members in the DC Plan who become disabled are entitled only to their account balance. Eligible survivors of members who die before service retirement may qualify for monthly benefits. If a member of the DC Plan dies before retirement benefits begin, the member's designated beneficiary is entitled to receive the member's account balance.

**NORTH FORK LOCAL SCHOOL DISTRICT
LICKING COUNTY, OHIO**

**NOTES TO THE BASIC FINANCIAL STATEMENTS
FOR THE FISCAL YEAR ENDED JUNE 30, 2024**

NOTE 12 - DEFINED BENEFIT PENSION PLANS - (Continued)

Eligible survivors of members who die before service retirement may qualify for monthly benefits. If a member of the DC Plan dies before retirement benefits begin, the member's designated beneficiary is entitled to receive the member's account balance.

Funding Policy - Employer and member contribution rates are established by the State Teachers Retirement Board and limited by Chapter 3307 of the Ohio Revised Code. The fiscal year 2024 employer and employee contribution rate of 14% was equal to the statutory maximum rates. For fiscal year 2024, the full employer contribution was allocated to pension.

The District's contractually required contribution to STRS was \$1,250,523 for fiscal year 2024. Of this amount, \$213,844 is reported as pension and postemployment benefits payable.

Net Pension Liabilities, Pension Expense, and Deferred Outflows of Resources and Deferred Inflows of Resources Related to Pensions

The net pension liability was measured as of June 30, 2023, and the total pension liability used to calculate the net pension liability was determined by an actuarial valuation as of that date. The District's proportion of the net pension liability was based on the District's share of contributions to the pension plan relative to the contributions of all participating entities.

Following is information related to the proportionate share and pension expense:

	<u>SERS</u>	<u>STRS</u>	<u>Total</u>
Proportion of the net pension liability prior measurement date	0.074746000%	0.064145980%	
Proportion of the net pension liability current measurement date	<u>0.075244200%</u>	<u>0.062920040%</u>	
Change in proportionate share	<u>0.000498200%</u>	<u>-0.001225940%</u>	
Proportionate share of the net pension liability	\$ 4,157,628	\$ 13,549,792	\$ 17,707,420
Pension expense	\$ 379,314	\$ 1,136,157	\$ 1,515,471

At June 30, 2024, the District reported deferred outflows of resources and deferred inflows of resources related to pensions from the following sources:

	<u>SERS</u>	<u>STRS</u>	<u>Total</u>
Deferred outflows of resources			
Differences between expected and actual experience	\$ 178,704	\$ 493,998	\$ 672,702
Changes of assumptions	29,451	1,115,900	1,145,351
Difference between employer contributions and proportionate share of contributions/ change in proportionate share	8,971	286,618	295,589
Contributions subsequent to the measurement date	<u>462,043</u>	<u>1,250,523</u>	<u>1,712,566</u>
Total deferred outflows of resources	<u>\$ 679,169</u>	<u>\$ 3,147,039</u>	<u>\$ 3,826,208</u>

**NORTH FORK LOCAL SCHOOL DISTRICT
LICKING COUNTY, OHIO**

**NOTES TO THE BASIC FINANCIAL STATEMENTS
FOR THE FISCAL YEAR ENDED JUNE 30, 2024**

NOTE 12 - DEFINED BENEFIT PENSION PLANS - (Continued)

	<u>SERS</u>	<u>STRS</u>	<u>Total</u>
Deferred inflows of resources			
Differences between expected and actual experience	\$ -	\$ 30,068	\$ 30,068
Net difference between projected and actual earnings on pension plan investments	58,436	40,609	99,045
Changes of assumptions	-	839,950	839,950
Difference between employer contributions and proportionate share of contributions/ change in proportionate share	<u>27,854</u>	<u>404,813</u>	<u>432,667</u>
Total deferred inflows of resources	<u><u>\$ 86,290</u></u>	<u><u>\$ 1,315,440</u></u>	<u><u>\$ 1,401,730</u></u>

\$1,712,566 reported as deferred outflows of resources related to pension resulting from District contributions subsequent to the measurement date will be recognized as a reduction of the net pension liability in the fiscal year ending June 30, 2025.

Other amounts reported as deferred outflows of resources and deferred inflows of resources related to pension will be recognized in pension expense as follows:

	<u>SERS</u>	<u>STRS</u>	<u>Total</u>
Fiscal Year Ending June 30:			
2025	\$ 8,522	\$ (112,672)	\$ (104,150)
2026	(152,787)	(455,033)	(607,820)
2027	272,000	1,283,654	1,555,654
2028	<u>3,101</u>	<u>(134,873)</u>	<u>(131,772)</u>
Total	<u><u>\$ 130,836</u></u>	<u><u>\$ 581,076</u></u>	<u><u>\$ 711,912</u></u>

Actuarial Assumptions - SERS

SERS' total pension liability was determined by their actuaries in accordance with GASB Statement No. 67, as part of their annual actuarial valuation for each defined benefit retirement plan. Actuarial valuations of an ongoing plan involve estimates of the value of reported amounts (e.g., salaries, credited service) and assumptions about the probability of occurrence of events far into the future (e.g., mortality, disabilities, retirements, employment terminations). Actuarially determined amounts are subject to continual review and potential modifications, as actual results are compared with past expectations and new estimates are made about the future.

Projections of benefits for financial reporting purposes are based on the substantive plan (the plan as understood by the employers and plan members) and include the types of benefits provided at the time of each valuation and the historical pattern of sharing benefit costs between the employers and plan members to that point. The projection of benefits for financial reporting purposes does not explicitly incorporate the potential effects of legal or contractual funding limitations. Future benefits for all current plan members were projected through 2137.

Actuarial calculations reflect a long-term perspective. For a newly hired employee, actuarial calculations will take into account the employee's entire career with the employer and also take into consideration the benefits, if any, paid to the employee after termination of employment until the death of the employee and any applicable contingent annuitant. In many cases actuarial calculations reflect several decades of service with the employer and the payment of benefits after termination.

**NORTH FORK LOCAL SCHOOL DISTRICT
LICKING COUNTY, OHIO**

**NOTES TO THE BASIC FINANCIAL STATEMENTS
FOR THE FISCAL YEAR ENDED JUNE 30, 2024**

NOTE 12 - DEFINED BENEFIT PENSION PLANS - (Continued)

Key methods and assumptions used in calculating the total pension liability in the latest actuarial valuation, prepared as of June 30, 2023 and June 30, 2022, are presented below:

Wage inflation:	
Current measurement date	2.40%
Prior measurement date	2.40%
Future salary increases, including inflation:	
Current measurement date	3.25% to 13.58%
Prior measurement date	3.25% to 13.58%
COLA or ad hoc COLA:	
Current measurement date	2.00%
Prior measurement date	2.00%
Investment rate of return:	
Current measurement date	7.00% net of system expenses
Prior measurement date	7.00% net of system expenses
Discount rate:	
Current measurement date	7.00%
Prior measurement date	7.00%
Actuarial cost method	Entry age normal (level percent of payroll)

In 2023, mortality rates were based on the PUB-2010 General Employee Amount Weighted Below Median Healthy Retiree mortality table projected to 2017 with ages set forward 1 year and adjusted 94.20% for males and set forward 2 years and adjusted 81.35% for females. Mortality among disabled members were based upon the PUB-2010 General Disabled Retiree mortality table projected to 2017 with ages set forward 5 years and adjusted 103.3% for males and set forward 3 years and adjusted 106.8% for females. Future improvement in mortality rates is reflected by applying the MP-2020 projection scale generationally.

In the prior measurement date, mortality rates were based on the PUB-2010 General Employee Amount Weight Below Median Healthy Retiree mortality table projected to 2017 with ages set forward 1 year and adjusted 94.20% for males and set forward 2 years and adjusted 81.35% for females. Mortality among disabled members were based upon the PUB-2010 General Disabled Retiree mortality table projected to 2017 with ages set forward 5 years and adjusted 103.3% for males and set forward 3 years and adjusted 106.8% for females. Future improvement in mortality rates is reflected by applying the MP-2020 projection scale generationally.

The most recent experience study was completed for the five-year period ended June 30, 2020.

The long-term return expectation for the Pension Plan Investments has been determined by using a building-block approach and assumes a time horizon, as defined in SERS' *Statement of Investment Policy*. Ohio Revised Code Section 3309.15 and the Board-adopted Investment Policy govern investment activity at SERS. A forecasted rate of inflation serves as the baseline for the return expectation. Various real return premiums over the baseline inflation rate have been established for each asset class. The long-term expected nominal rate of return has been determined by calculating a weighted average of the expected real return premiums for each asset class, adding the projected inflation rate, and adding the expected return from rebalancing uncorrelated asset classes.

**NORTH FORK LOCAL SCHOOL DISTRICT
LICKING COUNTY, OHIO**

**NOTES TO THE BASIC FINANCIAL STATEMENTS
FOR THE FISCAL YEAR ENDED JUNE 30, 2024**

NOTE 12 - DEFINED BENEFIT PENSION PLANS - (Continued)

The target allocation and best estimates of arithmetic real rates of return for each major asset class are summarized in the following table:

Asset Class	Target Allocation	Long-Term Expected Real Rate of Return
Cash	2.00 %	0.75 %
US Equity	24.75	4.82
Non-US Equity Developed	13.50	5.19
Non-US Equity Emerging	6.75	5.98
Fixed Income/Global Bonds	19.00	2.24
Private Equity	12.00	7.49
Real Estate/Real Assets	17.00	3.70
Private Debt/Private Credit	5.00	5.64
Total	<u>100.00 %</u>	

Discount Rate - Total pension liability was calculated using the discount rate of 7.00%. The discount rate determination did not use a municipal bond rate. The projection of cash flows used to determine the discount rate assumed that employers would contribute the actuarially determined contribution rate of projected compensation over the remaining 21-year amortization period of the unfunded actuarial accrued liability. The actuarially determined contribution rate of fiscal year 2023 was 14%. Projected inflows from investment earnings were calculated using the long-term assumed investment rate of return, 7.00%. Based on those assumptions, the plan's fiduciary net position was projected to be available to make all future benefit payments of current plan members. Therefore, the long-term expected rate of return on pension plan investments was applied to all periods of projected benefits to determine the total pension liability. The annual money weighted rate of return, calculated as the internal rate of return on pension plan investments, for fiscal year 2023 was 6.90%.

Sensitivity of the District's Proportionate Share of the Net Pension Liability to Changes in the Discount Rate - Net pension liability is sensitive to changes in the discount rate, and to illustrate the potential impact the following table presents the net pension liability calculated using the discount rate of 7.00%, as well as what each plan's net pension liability would be if it were calculated using a discount rate that is one percentage point lower (6.00%), or one percentage point higher (8.00%) than the current rate.

	1% Decrease	Current Discount Rate	1% Increase
District's proportionate share of the net pension liability	\$ 6,136,449	\$ 4,157,628	\$ 2,490,851

**NORTH FORK LOCAL SCHOOL DISTRICT
LICKING COUNTY, OHIO**

**NOTES TO THE BASIC FINANCIAL STATEMENTS
FOR THE FISCAL YEAR ENDED JUNE 30, 2024**

NOTE 12 - DEFINED BENEFIT PENSION PLANS - (Continued)

Actuarial Assumptions - STRS

Key methods and assumptions used in the latest actuarial valuation, reflecting experience study results used in the June 30, 2023 and June 30, 2022, actuarial valuation are presented below:

	June 30, 2023	June 30, 2022
Inflation	2.50%	2.50%
Projected salary increases	Varies by service from 2.50% to 8.50%	Varies by service from 2.50% to 8.50%
Investment rate of return	7.00%, net of investment expenses, including inflation	7.00%, net of investment expenses, including inflation
Discount rate of return	7.00%	7.00%
Payroll increases	3.00%	3.00%
Cost-of-living adjustments (COLA)	0.00%	0.00%

For the June 30, 2023 actuarial valuation, post-retirement mortality rates are based on the Pub-2010 Teachers Healthy Annuitant Mortality Table, adjusted 110% for males, projected forward generationally using mortality improvement scale MP-2020. Pre-retirement mortality rates are based on Pub-2010 Teachers Employee Table adjusted 95% for females, projected forward generationally using mortality improvement scale MP-2020. Post-retirement disabled mortality rates are based on Pub-2010 Teachers Disabled Annuitant Table projected forward generationally using mortality improvement scale MP-2020.

For the prior measurement date, post-retirement mortality rates are based on the Pub-2010 Teachers Healthy Annuitant Mortality Table, adjusted 110% for males, projected forward generationally using mortality improvement scale MP-2020. Pre-retirement mortality rates are based on Pub-2010 Teachers Employee Table adjusted 95% for females, projected forward generationally using mortality improvement scale MP-2020. Post-retirement disabled mortality rates are based on Pub-2010 Teachers Disable Annuitant Table projected forward generationally using mortality improvement scale MP-2020.

Actuarial assumptions used in the June 30, 2023 valuation are based on the results of an actuarial experience study for the period July 1, 2015 through June 30, 2021. An actuarial experience study is done on a quinquennial basis.

STRS' investment consultant develops an estimate range for the investment return assumption based on the target allocation adopted by the Retirement Board. The target allocation and long-term expected rate of return for each major asset class are summarized as follows:

Asset Class	Target Allocation*	Long-Term Expected Real Rate of Return **
Domestic Equity	26.00 %	6.60 %
International Equity	22.00	6.80
Alternatives	19.00	7.38
Fixed Income	22.00	1.75
Real Estate	10.00	5.75
Liquidity Reserves	1.00	1.00
Total	<u>100.00 %</u>	

* Final target weights reflected at October 1, 2022.

**NORTH FORK LOCAL SCHOOL DISTRICT
LICKING COUNTY, OHIO**

**NOTES TO THE BASIC FINANCIAL STATEMENTS
FOR THE FISCAL YEAR ENDED JUNE 30, 2024**

NOTE 12 - DEFINED BENEFIT PENSION PLANS - (Continued)

**10-Year annualized geometric nominal returns, which include the real rate of return and inflation of 2.25% and is net of investment expenses. Over a 30-year period, STRS' investment consultant indicates that the above target allocations should generate a return above the actuarial rate of return, without net value added by management.

Discount Rate - The discount rate used to measure the total pension liability was 7.00% as of June 30, 2023. The projection of cash flows used to determine the discount rate assumes that member and employer contributions will be made at the statutory contribution rates in accordance with the rates described previously. For this purpose, only employer contributions that are intended to fund benefits of current plan members and their beneficiaries are included. Based on those assumptions, STRS' fiduciary net position was projected to be available to make all projected future benefit payments to current plan members as of June 30, 2023. Therefore, the long-term expected rate of return on pension plan investments of 7.00% was applied to all periods of projected benefit payments to determine the total pension liability as of June 30, 2023.

Sensitivity of the District's Proportionate Share of the Net Pension Liability to Changes in the Discount Rate - The following table represents the net pension liability as of June 30, 2023, calculated using the current period discount rate assumption of 7.00%, as well as what the net pension liability would be if it were calculated using a discount rate that is one percentage point lower (6.00%) or one percentage point higher (8.00%) than the current assumption:

	1% Decrease	Current Discount Rate	1% Increase
District's proportionate share of the net pension liability	\$ 20,836,580	\$ 13,549,792	\$ 7,387,162

Assumption and Benefit Changes Since the Prior Measurement Date - The discount rate remained at 7.00% for June 30, 2023 valuation. Demographic assumptions were changed based on the actuarial experience study for the period July 1, 2015 through June 30, 2021.

NOTE 13 - DEFINED BENEFIT OPEB PLANS

Net OPEB Liability/Asset

See Note 12 for a description of the net OPEB liability (asset).

Plan Description - School Employees Retirement System (SERS)

Health Care Plan Description - The District contributes to the SERS Health Care Fund, administered by SERS for non-certificated retirees and their beneficiaries. For GASB 75 purposes, this plan is considered a cost-sharing other postemployment benefit (OPEB) plan. SERS' Health Care Plan provides healthcare benefits to eligible individuals receiving retirement, disability, and survivor benefits, and to their eligible dependents. Members who retire after June 1, 1986, need 10 years of service credit, exclusive of most types of purchased credit, to qualify to participate in SERS' health care coverage. In addition to age and service retirees, disability benefit recipients and beneficiaries who are receiving monthly benefits due to the death of a member or retiree, are eligible for SERS' health care coverage. Most retirees and dependents choosing SERS' health care coverage are over the age of 65 and therefore enrolled in a fully insured Medicare Advantage plan; however, SERS maintains a traditional, self-insured preferred provider organization for its non-Medicare retiree population. For both groups, SERS offers a self-insured prescription drug program. Health care is a benefit that is permitted, not mandated, by statute. The financial report of the Plan is included in the SERS Annual Comprehensive Financial Report which can be obtained on SERS' website at www.ohsers.org under Employers/Audit Resources.

**NORTH FORK LOCAL SCHOOL DISTRICT
LICKING COUNTY, OHIO**

**NOTES TO THE BASIC FINANCIAL STATEMENTS
FOR THE FISCAL YEAR ENDED JUNE 30, 2024**

NOTE 13 - DEFINED BENEFIT OPEB PLANS - (Continued)

Access to health care for retirees and beneficiaries is permitted in accordance with Section 3309 of the Ohio Revised Code. The Health Care Fund was established and is administered in accordance with Internal Revenue Code Section 105(e). SERS' Retirement Board reserves the right to change or discontinue any health plan or program. Active employee members do not contribute to the Health Care Plan. The SERS Retirement Board established the rules for the premiums paid by the retirees for health care coverage for themselves and their dependents or for their surviving beneficiaries. Premiums vary depending on the plan selected, qualified years of service, Medicare eligibility, and retirement status.

Funding Policy - State statute permits SERS to fund the health care benefits through employer contributions. Each year, after the allocation for statutorily required pensions and benefits, the Retirement Board may allocate the remainder of the employer contribution of 14% of covered payroll to the Health Care Fund in accordance with the funding policy. For the fiscal year ended June 30, 2024, SERS did not allocate any employer contributions to post-employment health care. An additional health care surcharge on employers is collected for employees earning less than an actuarially determined minimum compensation amount, pro-rated if less than a full year of service credit was earned. For fiscal year 2024, this amount was \$30,000. Statutes provide that no employer shall pay a health care surcharge greater than 2% of that employer's SERS-covered payroll; nor may SERS collect in aggregate more than 1.5% of the total statewide SERS-covered payroll for the health care surcharge. For fiscal year 2024, the District's surcharge obligation was \$50,826.

The surcharge added to the allocated portion of the 14% employer contribution rate is the total amount assigned to the Health Care Fund. The District's contractually required contribution to SERS was \$50,826 for fiscal year 2024. Of this amount, \$50,826 is reported as pension and postemployment benefits payable.

Plan Description - State Teachers Retirement System (STRS)

Plan Description - The State Teachers Retirement System of Ohio (STRS) administers a cost-sharing Health Plan administered for eligible retirees who participated in the defined benefit or combined pension plans offered by STRS. Ohio law authorizes STRS to offer this plan. Benefits include hospitalization, physicians' fees, prescription drugs and partial reimbursement of monthly Medicare Part B premiums. The Medicare Part B monthly reimbursement elimination date was postponed indefinitely. The Plan is included in the report of STRS which can be obtained by visiting www.strsoh.org or by calling (888) 227-7877.

Funding Policy - Ohio Revised Code Chapter 3307 authorizes STRS to offer the Plan and gives the Retirement Board discretionary authority over how much, if any, of the health care costs will be absorbed by STRS. Active employee members do not contribute to the Health Care Plan. Nearly all health care plan enrollees, for the most recent year, pay a portion of the health care costs in the form of a monthly premium. Under Ohio law, funding for post-employment health care may be deducted from employer contributions, currently 14% of covered payroll. For the fiscal year ended June 30, 2024, STRS did not allocate any employer contributions to post-employment health care.

Net OPEB Liabilities/Assets, OPEB Expense, and Deferred Outflows of Resources and Deferred Inflows of Resources Related to OPEB

The net OPEB liability/asset was measured as of June 30, 2023, and the total OPEB liability/asset used to calculate the net OPEB liability/asset was determined by an actuarial valuation as of that date. The District's proportion of the net OPEB liability/asset was based on the District's share of contributions to the respective retirement systems relative to the contributions of all participating entities.

**NORTH FORK LOCAL SCHOOL DISTRICT
LICKING COUNTY, OHIO**

**NOTES TO THE BASIC FINANCIAL STATEMENTS
FOR THE FISCAL YEAR ENDED JUNE 30, 2024**

NOTE 13 - DEFINED BENEFIT OPEB PLANS - (Continued)

Following is information related to the proportionate share and OPEB expense:

	<u>SERS</u>	<u>STRS</u>	<u>Total</u>
Proportion of the net OPEB liability/asset prior measurement date	0.076634900%	0.064145980%	
Proportion of the net OPEB liability/asset current measurement date	<u>0.076854000%</u>	<u>0.062920040%</u>	
Change in proportionate share	<u>0.000219100%</u>	<u>-0.001225940%</u>	
Proportionate share of the net OPEB liability	\$ 1,266,128	\$ -	\$ 1,266,128
Proportionate share of the net OPEB asset	\$ -	\$ (1,223,708)	\$ (1,223,708)
OPEB expense	\$ (154,310)	\$ (59,711)	\$ (214,021)

At June 30, 2024, the District reported deferred outflows of resources and deferred inflows of resources related to OPEB from the following sources:

	<u>SERS</u>	<u>STRS</u>	<u>Total</u>
Deferred outflows of resources			
Differences between expected and actual experience	\$ 2,639	\$ 1,907	\$ 4,546
Net difference between projected and actual earnings on OPEB plan investments	9,815	2,184	11,999
Changes of assumptions	428,113	180,270	608,383
Difference between employer contributions and proportionate share of contributions/ change in proportionate share	36,752	18,710	55,462
Contributions subsequent to the measurement date	<u>50,826</u>	<u>-</u>	<u>50,826</u>
Total deferred outflows of resources	<u>\$ 528,145</u>	<u>\$ 203,071</u>	<u>\$ 731,216</u>
	<u>SERS</u>	<u>STRS</u>	<u>Total</u>
Deferred inflows of resources			
Differences between expected and actual experience	\$ 652,987	\$ 186,644	\$ 839,631
Changes of assumptions	359,596	807,385	1,166,981
Difference between employer contributions and proportionate share of contributions/ change in proportionate share	<u>58,956</u>	<u>85</u>	<u>59,041</u>
Total deferred inflows of resources	<u>\$ 1,071,539</u>	<u>\$ 994,114</u>	<u>\$ 2,065,653</u>

\$50,826 reported as deferred outflows of resources related to OPEB resulting from District contributions subsequent to the measurement date will be recognized as a reduction of the net OPEB liability/asset in the fiscal year ending June 30, 2025.

**NORTH FORK LOCAL SCHOOL DISTRICT
LICKING COUNTY, OHIO**

**NOTES TO THE BASIC FINANCIAL STATEMENTS
FOR THE FISCAL YEAR ENDED JUNE 30, 2024**

NOTE 13 - DEFINED BENEFIT OPEB PLANS - (Continued)

Other amounts reported as deferred outflows of resources and deferred inflows of resources related to OPEB will be recognized in OPEB expense as follows:

	SERS	STRS	Total
Fiscal Year Ending June 30:			
2025	\$ (194,964)	\$ (344,720)	\$ (539,684)
2026	(168,409)	(163,942)	(332,351)
2027	(108,356)	(61,859)	(170,215)
2028	(69,070)	(84,396)	(153,466)
2029	(50,048)	(77,495)	(127,543)
Thereafter	(3,373)	(58,631)	(62,004)
Total	<u>\$ (594,220)</u>	<u>\$ (791,043)</u>	<u>\$ (1,385,263)</u>

Actuarial Assumptions - SERS

The total OPEB liability is determined by SERS' actuaries in accordance with GASB Statement No. 74, as part of their annual actuarial valuation for each retirement plan. Actuarial valuations of an ongoing plan involve estimates of the value of reported amounts (e.g., salaries, credited service) and assumptions about the probability of occurrence of events far into the future (e.g., mortality, disabilities, retirements, employment terminations). Actuarially determined amounts are subject to continual review and potential modifications, as actual results are compared with past expectations and new estimates are made about the future.

Projections of benefits for financial reporting purposes are based on the substantive plan (the plan as understood by the employers and plan members) and include the types of benefits provided at the time of each valuation and the historical pattern of sharing benefit costs between the employers and plan members to that point. The projection of benefits for financial reporting purposes does not explicitly incorporate the potential effects of legal or contractual funding limitations.

Actuarial calculations reflect a long-term perspective. For a newly hired employee, actuarial calculations will take into account the employee's entire career with the employer and also take into consideration the benefits, if any, paid to the employee after termination of employment until the death of the employee and any applicable contingent annuitant. In many cases, actuarial calculations reflect several decades of service with the employer and the payment of benefits after termination.

**NORTH FORK LOCAL SCHOOL DISTRICT
LICKING COUNTY, OHIO**

**NOTES TO THE BASIC FINANCIAL STATEMENTS
FOR THE FISCAL YEAR ENDED JUNE 30, 2024**

NOTE 13 - DEFINED BENEFIT OPEB PLANS - (Continued)

Key methods and assumptions used in calculating the total OPEB liability in the latest actuarial valuation date of June 30, 2023 and June 30, 2022 are presented below:

Wage inflation:

Current measurement date	2.40%
Prior measurement date	2.40%

Future salary increases, including inflation:

Current measurement date	3.25% to 13.58%
Prior measurement date	3.25% to 13.58%

Investment rate of return:

Current measurement date	7.00% net of investment expense, including inflation
Prior measurement date	7.00% net of investment expense, including inflation

Municipal bond index rate:

Current measurement date	3.86%
Prior measurement date	3.69%

Single equivalent interest rate, net of plan investment expense,
including price inflation:

Current measurement date	4.27%
Prior measurement date	4.08%

Medical trend assumption:

Current measurement date	6.75 to 4.40%
Prior measurement date	7.00 to 4.40%

In 2023, the following mortality assumptions were used:

Healthy Retirees - PUB-2010 General Employee Amount Weighted Below Median Healthy Retiree mortality table projected to 2017 with ages set forward 1 year and adjusted 94.20% for males and set forward 2 years and adjusted 81.35% for females.

Disabled Retirees - PUB-2010 General Disabled Retiree mortality table projected to 2017 with ages set forward 5 years and adjusted 103.3% for males and set forward 3 years and adjusted 106.8% for females.

Contingent Survivors - PUB-2010 General Amount Weighted Below Median Contingent Survivor mortality table projected to 2017 with ages set forward 1 year and adjusted 105.5% for males and adjusted 122.5% for females.

Actives - PUB-2010 General Amount Weighted Below Median Employee mortality table.

Mortality Projection - Mortality rates are projected using a fully generational projection with Scale MP-2020.

In the prior measurement date, mortality rates were based on the PUB-2010 General Employee Amount Weighted Below Median Healthy Retiree mortality table projected to 2017 with ages set forward 1 year and adjusted 94.20% for males and set forward 2 years and adjusted 81.35% for females. Mortality among disabled members were based upon the PUB-2010 General Disabled Retiree mortality table projected to 2017 with ages set forward 5 years and adjusted 103.3% for males and set forward 3 years and adjusted 106.8% for females. Future improvement in mortality rates is reflected by applying the MP-2020 projection scale generationally.

The most recent experience study was completed for the five-year period ended June 30, 2020.

**NORTH FORK LOCAL SCHOOL DISTRICT
LICKING COUNTY, OHIO**

**NOTES TO THE BASIC FINANCIAL STATEMENTS
FOR THE FISCAL YEAR ENDED JUNE 30, 2024**

NOTE 13 - DEFINED BENEFIT OPEB PLANS - (Continued)

The long-term expected rate of return is reviewed as part of the regular experience studies prepared every five years for SERS. The most recent five-year experience study was performed for the period covering fiscal years 2016 through 2020, and was adopted by the Board on April 15, 2021. Several factors are considered in evaluating the long-term rate of return assumption including long-term historical data, estimates inherent in current market data, and a long-normal distribution analysis in which best estimate ranges of expected future real rates of return (expected return, net of investment expense and inflation) were developed by the investment consultant for each major asset class. These ranges were combined to produce the long-term expected rate of return, 7.00%, by weighting the expected future real rates of return by the target asset allocation percentage and then adding expected inflation. The assumption is intended to be a long-term assumption and is not expected to change absent a significant change in the asset allocation, a change in the inflation assumption, or a fundamental change in the market that alters expected returns in future years.

The long-term expected nominal rate of return has been determined by calculating a weighted average of the expected real return premiums for each asset class, adding the projected inflation rate, and adding the expected return from rebalancing uncorrelated asset classes.

The target asset allocation and best estimates of arithmetic real rates of return for each major asset class are summarized as follows:

Asset Class	Target Allocation	Long-Term Expected Real Rate of Return
Cash	2.00 %	0.75 %
US Equity	24.75	4.82
Non-US Equity Developed	13.50	5.19
Non-US Equity Emerging	6.75	5.98
Fixed Income/Global Bonds	19.00	2.24
Private Equity	12.00	7.49
Real Estate/Real Assets	17.00	3.70
Private Debt/Private Credit	5.00	5.64
Total	<u>100.00 %</u>	

Discount Rate - The discount rate used to measure the total OPEB liability at June 30, 2023, was 4.27%. The discount rate used to measure total OPEB liability prior to June 30, 2023, was 4.08%. The projection of cash flows used to determine the discount rate assumed that contributions will be made from members and the System at the contribution rate of 1.50% of projected covered payroll each year, which includes a 1.50% payroll surcharge and no contributions from the basic benefits plan. Based on these assumptions, the OPEB plan's fiduciary net position is projected to be depleted in 2048 by SERS' actuaries. The Fidelity General Obligation 20-year Municipal Bond Index Rate was used in the determination of the single equivalent interest rate for both the June 30, 2022 and the June 30, 2023 total OPEB liability. The Municipal Bond Index Rate is the single rate that will generate a present value of benefit payments equal to the sum of the present value determined by the long-term expected rate of return, and the present value determined by discounting those benefits after the date of depletion. The Municipal Bond Index Rate was 3.86% at June 30, 2023 and 3.69% at June 30, 2022.

**NORTH FORK LOCAL SCHOOL DISTRICT
LICKING COUNTY, OHIO**

**NOTES TO THE BASIC FINANCIAL STATEMENTS
FOR THE FISCAL YEAR ENDED JUNE 30, 2024**

NOTE 13 - DEFINED BENEFIT OPEB PLANS - (Continued)

Sensitivity of the District's Proportionate Share of the Net OPEB Liability to Changes in the Discount Rate and Changes in the Health Care Cost Trend Rates - The net OPEB liability is sensitive to changes in the discount rate and the health care cost trend rate. The following table presents the net OPEB liability, what the net OPEB liability would be if it were calculated using a discount rate that is 1 percentage point lower (3.27%) and higher (5.27%) than the current discount rate (4.27%). Also shown is what the net OPEB liability would be based on health care cost trend rates that are 1 percentage point lower (5.75% decreasing to 3.40%) and higher (7.75% decreasing to 5.40%) than the current rate (6.75% decreasing to 4.40%).

	1% Decrease	Current Discount Rate	1% Increase
District's proportionate share of the net OPEB liability	\$ 1,618,473	\$ 1,266,128	\$ 988,289
	1% Decrease	Current Trend Rate	1% Increase
District's proportionate share of the net OPEB liability	\$ 930,180	\$ 1,266,128	\$ 1,711,303

Actuarial Assumptions - STRS

Key methods and assumptions used in the latest actuarial valuation, reflecting experience study results used in the June 30, 2023 actuarial valuation, compared with June 30, 2022 actuarial valuation, are presented below:

	June 30, 2023		June 30, 2022	
Inflation	2.50%		2.50%	
Projected salary increases	Varies by service from 2.50% to 8.50%		Varies by service from 2.50% to 8.50%	
Investment rate of return	7.00%, net of investment expenses, including inflation		7.00%, net of investment expenses, including inflation	
Payroll increases	3.00%		3.00%	
Cost-of-living adjustments (COLA)	0.00%		0.00%	
Discount rate of return	7.00%		7.00%	
Blended discount rate of return	N/A		N/A	
Health care cost trends				
	Initial	Ultimate	Initial	Ultimate
Medical				
Pre-Medicare	7.50%	4.14%	7.50%	3.94%
Medicare	-10.94%	4.14%	-68.78%	3.94%
Prescription Drug				
Pre-Medicare	-11.95%	4.14%	9.00%	3.94%
Medicare	1.33%	4.14%	-5.47%	3.94%

Projections of benefits include the historical pattern of sharing benefit costs between the employers and retired plan members.

**NORTH FORK LOCAL SCHOOL DISTRICT
LICKING COUNTY, OHIO**

**NOTES TO THE BASIC FINANCIAL STATEMENTS
FOR THE FISCAL YEAR ENDED JUNE 30, 2024**

NOTE 13 - DEFINED BENEFIT OPEB PLANS - (Continued)

For the June 30, 2023 actuarial valuation, for healthy retirees the post-retirement mortality rates are based on the Pub-2010 Teachers Healthy Annuitant Mortality Table, adjusted 110% for males, projected forward generationally using mortality improvement scale MP-2020; pre-retirement mortality rates are based on Pub-2010 Teachers Employee Table adjusted 95% for females, projected forward generationally using mortality improvement scale MP-2020. For disabled retirees, mortality rates are based on the Pub-2010 Teachers Disabled Annuitant Table projected forward generationally using mortality improvement scale MP-2020.

For the prior measurement date, for healthy retirees the post-retirement mortality rates are based on the Pub-2010 Teachers Healthy Annuitant Mortality Table, adjusted 110% for males, projected forward generationally using mortality improvement scale MP-2020; pre-retirement mortality rates are based on Pub-2010 Teachers Employee Table adjusted 95% for females, projected forward generationally using mortality improvement scale MP-2020. For disabled retirees, mortality rates are based on the Pub-2010 Teachers Disabled Annuitant Table projected forward generationally using mortality improvement scale MP-2020.

Actuarial assumptions used in the June 30, 2023 valuation are based on the results of an actuarial experience study for the period July 1, 2015 through June 30, 2021. An actuarial experience study is done on a quinquennial basis.

Assumption Changes Since the Prior Measurement Date - The discount rate remained unchanged at 7.00% for the June 30, 2023 valuation.

Benefit Term Changes Since the Prior Measurement Date - Healthcare trends were updated to reflect emerging claims and recoveries experience as well as benefit changes effective January 1, 2024.

STRS' investment consultant develops an estimate range for the investment return assumption based on the target allocation adopted by the Retirement Board. The target allocation and long-term expected rate of return for each major asset class are summarized as follows:

Asset Class	Target Allocation*	Long-Term Expected Real Rate of Return **
Domestic Equity	26.00 %	6.60 %
International Equity	22.00	6.80
Alternatives	19.00	7.38
Fixed Income	22.00	1.75
Real Estate	10.00	5.75
Liquidity Reserves	1.00	1.00
Total	100.00 %	

* Final target weights reflected at October 1, 2022.

**10-Year annualized geometric nominal returns, which include the real rate of return and inflation of 2.25% and is net of investment expenses. Over a 30-year period, STRS' investment consultant indicates that the above target allocations should generate a return above the actuarial rate of return, without net value added by management.

Discount Rate - The discount rate used to measure the total OPEB liability was 7.00% as of June 30, 2023. The projection of cash flows used to determine the discount rate assumed STRS continues to allocate no employer contributions to the health care fund. Based on those assumptions, the OPEB plan's fiduciary net position was projected to be available to make all projected future benefit payments to current plan members as of June 30, 2023. Therefore, the long-term expected rate of return on health care fund investments of 7.00% was applied to all periods of projected health care costs to determine the total OPEB liability as of June 30, 2023.

**NORTH FORK LOCAL SCHOOL DISTRICT
LICKING COUNTY, OHIO**

**NOTES TO THE BASIC FINANCIAL STATEMENTS
FOR THE FISCAL YEAR ENDED JUNE 30, 2024**

NOTE 13 - DEFINED BENEFIT OPEB PLANS - (Continued)

Sensitivity of the District's Proportionate Share of the Net OPEB Asset to Changes in the Discount and Health Care Cost Trend Rate - The following table represents the net OPEB asset as of June 30, 2023, calculated using the current period discount rate assumption of 7.00%, as well as what the net OPEB asset would be if it were calculated using a discount rate that is one percentage point lower (6.00%) or one percentage point higher (8.00%) than the current assumption. Also shown is the net OPEB asset as if it were calculated using health care cost trend rates that are one percentage point lower or one percentage point higher than the current health care cost trend rates.

	1% Decrease	Current Discount Rate	1% Increase
District's proportionate share of the net OPEB asset	\$ 1,035,709	\$ 1,223,708	\$ 1,387,435
	1% Decrease	Current Trend Rate	1% Increase
District's proportionate share of the net OPEB asset	\$ 1,395,033	\$ 1,223,708	\$ 1,017,350

NOTE 14 - CONTINGENCIES

A. Grants

The District receives significant financial assistance from numerous federal, State and local agencies in the form of grants. The disbursement of funds received under these programs generally requires compliance with terms and conditions specified in the grant agreements and are subject to audit by the grantor agencies. Any disallowed claims resulting from such audits could become a liability of the District. However, in the opinion of management, any such disallowed claims will not have a material effect on the financial position of the District.

B. Litigation

The District is involved in no material litigation as either plaintiff or defendant.

C. Foundation Funding

The Ohio Department of Education (ODE) is legislatively required to adjust/reconcile funding as enrollment is updated by schools throughout the State, which can extend past the fiscal year end. ODE adjustments have been finalized, and there was no material impact to these financial statements.

Foundation funding is based on the annualized full-time equivalent (FTE) enrollment of each student. Traditional districts must comply with minimum hours of instruction, instead of a minimum number of school days each year. The funding formula the Ohio Department of Education and Workforce (ODEW) is legislatively required to follow will continue to adjust as enrollment information is updated by the District, which can extend past the fiscal year-end.

NOTE 15 - SET-ASIDES

The District is required by State law to annually set-aside certain general fund revenue amounts, as defined by statutory formula, for the acquisition and construction of capital improvements. Amounts not spent by the end of the fiscal year or offset by similarly restricted resources received during the year must be held in cash at fiscal year-end. This amount must be carried forward to be used for the same purpose in future years. Expenditures exceeding the set-aside requirement may not be carried forward to the next fiscal year.

**NORTH FORK LOCAL SCHOOL DISTRICT
LICKING COUNTY, OHIO**

**NOTES TO THE BASIC FINANCIAL STATEMENTS
FOR THE FISCAL YEAR ENDED JUNE 30, 2024**

NOTE 15 - SET-ASIDES - (Continued)

The following cash-basis information describes the change in the fiscal year-end set-aside amount for capital improvements. Disclosure of this information is required by State statute.

	<u>Capital Improvements</u>
Set-aside balance June 30, 2023	
Current year set-aside requirement	331,019
Current year qualifying expenditures	(295,729)
Current year offsets	<u>(35,290)</u>
Total	<u>\$ -</u>
Balance carried forward to fiscal year 2025	<u>\$ -</u>
Set-aside balance June 30, 2024	<u>\$ -</u>

A schedule of the restricted assets at June 30, 2024 follows:

Amount restricted for debt service	<u>\$ 1,194,667</u>
Total restricted cash	<u>\$ 1,194,667</u>

NOTE 16 - OTHER COMMITMENTS

The District utilizes encumbrance accounting as part of its budgetary controls. Encumbrances outstanding at year end may be reported as part of restricted, committed, or assigned classifications of fund balance. At year end, the District's commitments for encumbrances in the governmental funds were as follows:

<u>Fund</u>	<u>Year-End Encumbrances</u>
General	\$ 567,161
Other governmental	<u>482,602</u>
Total	<u>\$ 1,049,763</u>

NOTE 17 - COVID-19

The United States and the State of Ohio declared a state of emergency in March of 2020 due to the COVID-19 pandemic. Ohio's state of emergency ended in June 2021 while the national state of emergency ended in April 2023. During fiscal year 2024, the District received COVID-19 funding. The District will continue to spend available COVID-19 funding consistent with the applicable program guidelines.

THIS PAGE IS INTENTIONALLY LEFT BLANK

REQUIRED SUPPLEMENTARY INFORMATION

**NORTH FORK LOCAL SCHOOL DISTRICT
LICKING COUNTY, OHIO**

SCHEDULE OF REVENUES, EXPENDITURES AND CHANGES IN
FUND BALANCE - BUDGET AND ACTUAL (NON-GAAP BUDGETARY BASIS)
GENERAL FUND
FOR THE FISCAL YEAR ENDED JUNE 30, 2024

	<u>Budgeted Amounts</u>		<u>Actual Amounts Budgetary Basis</u>	<u>Variance with Final Budget - over (under) Actual Amounts</u>
	<u>Original</u>	<u>Final</u>		
Budgetary revenues and other financing sources	\$ 19,477,904	\$ 20,477,904	\$ 20,920,410	\$ 442,506
Budgetary expenditures and other financing uses	20,891,995	20,891,995	20,546,757	(345,238)
Net change in fund balance	(1,414,091)	(414,091)	373,653	787,744
Budgetary fund balance at beginning of year	12,989,639	12,989,639	12,989,639	-
Prior year encumbrances appropriated	328,326	328,326	328,326	-
Budgetary fund balance at end of year	<u>\$ 11,903,874</u>	<u>\$ 12,903,874</u>	<u>\$ 13,691,618</u>	<u>\$ 787,744</u>

SEE ACCOMPANYING NOTES TO THE REQUIRED SUPPLEMENTARY INFORMATION

**NORTH FORK LOCAL SCHOOL DISTRICT
LICKING COUNTY, OHIO**

SCHEDULES OF THE REQUIRED SUPPLEMENTARY INFORMATION

SCHEDULE OF THE DISTRICT'S PROPORTIONATE SHARE OF
THE NET PENSION LIABILITY AND
DISTRICT PENSION CONTRIBUTIONS
SCHOOL EMPLOYEES RETIREMENT SYSTEM (SERS) OF OHIO

LAST TEN FISCAL YEARS

Fiscal Year (1)	District's Proportion of the Net Pension Liability	District's Proportionate Share of the Net Pension Liability	District's Covered Payroll	District's Proportionate Share of the Net Pension Liability as a Percentage of its Covered Payroll	Plan Fiduciary Net Position as a Percentage of the Total Pension Liability
2024	0.075244200%	\$ 4,157,628	\$ 2,888,864	143.92%	76.06%
2023	0.074746000%	4,042,845	2,758,579	146.56%	75.82%
2022	0.076164600%	2,810,253	2,647,714	106.14%	82.86%
2021	0.075340900%	4,983,206	2,647,714	188.21%	68.55%
2020	0.075429000%	4,513,049	2,602,207	173.43%	70.85%
2019	0.073700300%	4,220,953	2,471,126	170.81%	71.36%
2018	0.076732300%	4,584,585	2,481,429	184.76%	69.50%
2017	0.075544400%	5,529,153	2,360,729	234.21%	62.98%
2016	0.073148700%	4,173,936	2,202,155	189.54%	69.16%
2015	0.069254000%	3,504,906	2,012,381	174.17%	71.70%

Fiscal Year	Contractually Required Contributions	Contributions in Relation to the Contractually Required Contributions	Contribution Deficiency (Excess)	District's Covered Payroll	Contributions as a Percentage of Covered Payroll
2024	\$ 462,043	\$ (462,043)	\$ -	\$ 3,300,307	14.00%
2023	404,441	(404,441)	-	2,888,864	14.00%
2022	386,201	(386,201)	-	2,758,579	14.00%
2021	368,026	(368,026)	-	2,628,757	14.00%
2020	370,680	(370,680)	-	2,647,714	14.00%
2019	351,298	(351,298)	-	2,602,207	13.50%
2018	333,602	(333,602)	-	2,471,126	13.50%
2017	347,400	(347,400)	-	2,481,429	14.00%
2016	330,502	(330,502)	-	2,360,729	14.00%
2015	290,244	(290,244)	-	2,202,155	13.18%

(1) Amounts presented for each fiscal year were determined as of the District's measurement date which is the prior year-end.

SEE ACCOMPANYING NOTES TO THE REQUIRED SUPPLEMENTARY INFORMATION

**NORTH FORK LOCAL SCHOOL DISTRICT
LICKING COUNTY, OHIO**

SCHEDULES OF THE REQUIRED SUPPLEMENTARY INFORMATION

SCHEDULE OF THE DISTRICT'S PROPORTIONATE SHARE OF
THE NET PENSION LIABILITY AND
DISTRICT PENSION CONTRIBUTIONS
STATE TEACHERS RETIREMENT SYSTEM (STRS) OF OHIO

LAST TEN FISCAL YEARS

Fiscal Year (1)	District's Proportion of the Net Pension Liability	District's Proportionate Share of the Net Pension Liability	District's Covered Payroll	District's Proportionate Share of the Net Pension Liability as a Percentage of its Covered Payroll	Plan Fiduciary Net Position as a Percentage of the Total Pension Liability
2024	0.062920040%	\$ 13,549,792	\$ 8,481,179	159.76%	80.02%
2023	0.064145980%	14,259,733	7,443,393	191.58%	78.88%
2022	0.064719911%	8,275,022	7,417,500	111.56%	87.78%
2021	0.061393020%	14,854,926	7,417,500	200.27%	75.48%
2020	0.061079270%	13,507,314	7,291,936	185.24%	77.40%
2019	0.061123390%	13,439,661	6,970,664	192.80%	77.31%
2018	0.058921350%	13,996,893	6,596,507	212.19%	75.30%
2017	0.060581560%	20,278,474	6,462,343	313.79%	66.80%
2016	0.059812720%	16,530,486	6,240,457	264.89%	72.10%
2015	0.060797570%	14,788,073	6,211,838	238.06%	74.70%

Fiscal Year	Contractually Required Contributions	Contributions in Relation to the Contractually Required Contributions	Contribution Deficiency (Excess)	District's Covered Payroll	Contributions as a Percentage of Covered Payroll
2024	\$ 1,250,523	\$ (1,250,523)	\$ -	\$ 8,932,307	14.00%
2023	1,187,365	(1,187,365)	-	8,481,179	14.00%
2022	1,042,075	(1,042,075)	-	7,443,393	14.00%
2021	1,142,222	(1,142,222)	-	8,158,729	14.00%
2020	1,038,450	(1,038,450)	-	7,417,500	14.00%
2019	1,020,871	(1,020,871)	-	7,291,936	14.00%
2018	975,893	(975,893)	-	6,970,664	14.00%
2017	923,511	(923,511)	-	6,596,507	14.00%
2016	904,728	(904,728)	-	6,462,343	14.00%
2015	873,664	(873,664)	-	6,240,457	14.00%

(1) Amounts presented for each fiscal year were determined as of the District's measurement date which is the prior year-end.

SEE ACCOMPANYING NOTES TO THE REQUIRED SUPPLEMENTARY INFORMATION

**NORTH FORK LOCAL SCHOOL DISTRICT
LICKING COUNTY, OHIO**

SCHEDULES OF THE REQUIRED SUPPLEMENTARY INFORMATION

SCHEDULE OF THE DISTRICT'S PROPORTIONATE SHARE OF
THE NET OPEB LIABILITY AND
DISTRICT OPEB CONTRIBUTIONS
SCHOOL EMPLOYEES RETIREMENT SYSTEM (SERS) OF OHIO

LAST EIGHT AND TEN FISCAL YEARS

Fiscal Year (1) (2)	District's Proportion of the Net OPEB Liability	District's Proportionate Share of the Net OPEB Liability	District's Covered Payroll	District's Proportionate Share of the Net OPEB Liability as a Percentage of its Covered Payroll	Plan Fiduciary Net Position as a Percentage of the Total OPEB Liability
2024	0.076854000%	\$ 1,266,128	\$ 2,888,864	43.83%	30.02%
2023	0.076634900%	1,075,962	2,758,579	39.00%	30.34%
2022	0.078477900%	1,485,259	2,647,714	56.10%	24.08%
2021	0.078086900%	1,697,084	2,647,714	64.10%	18.17%
2020	0.077376300%	1,945,851	2,602,207	74.78%	15.57%
2019	0.074575200%	2,068,917	2,471,126	83.72%	13.57%
2018	0.077723900%	2,085,905	2,481,429	84.06%	12.46%
2017	0.076430740%	2,178,559	2,360,729	92.28%	11.49%

Fiscal Year	Contractually Required Contributions	Contributions in Relation to the Contractually Required Contributions	Contribution Deficiency (Excess)	District's Covered Payroll	Contributions as a Percentage of Covered Payroll
2024	\$ 50,826	\$ (50,826)	\$ -	\$ 3,300,307	2.00%
2023	53,093	(53,093)	-	2,888,864	1.84%
2022	51,103	(51,103)	-	2,758,579	1.85%
2021	50,148	(50,148)	-	2,628,757	1.91%
2020	49,719	(49,719)	-	2,647,714	1.88%
2019	60,597	(60,597)	-	2,602,207	2.33%
2018	51,784	(51,784)	-	2,471,126	2.10%
2017	41,706	(41,706)	-	2,481,429	1.68%
2016	38,137	(38,137)	-	2,360,729	1.62%
2015	52,542	(52,542)	-	2,202,155	2.39%

(1) Amounts presented for each fiscal year were determined as of the District's measurement date which is the prior year-end.

(2) Information prior to 2017 is not available. Schedule is intended to show information for 10 years.

Additional years will be displayed as they become available.

SEE ACCOMPANYING NOTES TO THE REQUIRED SUPPLEMENTARY INFORMATION

**NORTH FORK LOCAL SCHOOL DISTRICT
LICKING COUNTY, OHIO**

SCHEDULES OF THE REQUIRED SUPPLEMENTARY INFORMATION

SCHEDULE OF THE DISTRICT'S PROPORTIONATE SHARE OF
THE NET OPEB LIABILITY/(ASSET) AND
DISTRICT OPEB CONTRIBUTIONS
STATE TEACHERS RETIREMENT SYSTEM (STRS) OF OHIO

LAST EIGHT AND TEN FISCAL YEARS

Fiscal Year (1) (2)	District's Proportion of the Net OPEB Liability/(Asset)	District's Proportionate Share of the Net OPEB Liability/(Asset)	District's Covered Payroll	District's Proportionate Share of the Net OPEB Liability/(Asset) as a Percentage of its Covered Payroll	Plan Fiduciary Net Position as a Percentage of the Total OPEB Liability/(Asset)
2024	0.062920040%	\$ (1,223,708)	\$ 8,481,179	14.43%	168.52%
2023	0.064145980%	(1,660,953)	7,443,393	22.31%	230.73%
2022	0.064719911%	(1,364,566)	7,417,500	18.40%	174.73%
2021	0.061393020%	(1,078,982)	7,417,500	14.55%	182.10%
2020	0.061079270%	(1,011,619)	7,291,936	13.87%	174.74%
2019	0.061123390%	(982,190)	6,970,664	14.09%	176.00%
2018	0.058921350%	2,298,894	6,596,507	34.85%	47.10%
2017	0.060581560%	3,239,918	6,462,343	50.14%	37.30%

Fiscal Year	Contractually Required Contributions	Contributions in Relation to the Contractually Required Contributions	Contribution Deficiency (Excess)	District's Covered Payroll	Contributions as a Percentage of Covered Payroll
2024	\$ -	\$ -	\$ -	\$ 8,932,307	0.00%
2023	-	-	-	8,481,179	0.00%
2022	-	-	-	7,443,393	0.00%
2021	-	-	-	8,158,729	0.00%
2020	-	-	-	7,417,500	0.00%
2019	-	-	-	7,291,936	0.00%
2018	-	-	-	6,970,664	0.00%
2017	-	-	-	6,596,507	0.00%
2016	-	-	-	6,462,343	0.00%
2015	-	-	-	6,240,457	0.00%

(1) Amounts presented for each fiscal year were determined as of the District's measurement date which is the prior year-end.

(2) Information prior to 2017 is not available. Schedule is intended to show information for 10 years.

Additional years will be displayed as they become available.

SEE ACCOMPANYING NOTES TO THE REQUIRED SUPPLEMENTARY INFORMATION

**NORTH FORK LOCAL SCHOOL DISTRICT
LICKING COUNTY, OHIO**

**NOTES TO THE REQUIRED SUPPLEMENTARY INFORMATION
FOR THE FISCAL YEAR ENDED JUNE 30, 2024**

NOTE 1 - BUDGETARY PROCESS

While reporting financial position, results of operations, and changes in fund balance on the basis of generally accepted accounting principles (GAAP), the budgetary basis as provided by law is based upon accounting for certain transactions on a basis of cash receipts and disbursements.

The statement of revenue, expenditures and changes in fund balance - budget and actual (non-GAAP budgetary basis) presented for the general fund is presented on the budgetary basis to provide a meaningful comparison of actual results with the budget. The major differences between the budget basis and the GAAP basis are that:

- (a) Revenues and other financing sources are recorded when received in cash (budget basis) as opposed to when susceptible to accrual (GAAP basis);
- (b) Expenditures and other financing uses are recorded when paid in cash (budget basis) as opposed to when the liability is incurred (GAAP basis);
- (c) In order to determine compliance with Ohio law, and to reserve that portion of the applicable appropriation, total outstanding encumbrances (budget basis) are recorded as the equivalent of an expenditure, as opposed to assigned or committed fund balance for that portion of outstanding encumbrances not already recognized as an account payable (GAAP basis); and
- (d) Some funds are included in the general fund (GAAP basis), but have separate legally adopted budgets (budget basis).

The adjustments necessary to convert the results of operations for the year on the budget basis to the GAAP basis is as follows:

Net Change in Fund Balance

	<u>General fund</u>
Budget basis	\$ 373,653
Net adjustment for revenue accruals	(326,807)
Net adjustment for expenditure accruals	(362,939)
Net adjustment for other sources/uses	(34,634)
Funds budgeted elsewhere	(15,513)
Adjustments for encumbrances	<u>638,605</u>
GAAP Basis	<u>\$ 272,365</u>

As part of Governmental Accounting Standards Board Statement No. 54, "Fund Balance Reporting", certain funds that are legally budgeted in separate special revenue funds are considered part of the general fund. This includes the uniform school supplies fund, the public school support fund, the Pepsi contract fund, and the underground storage tank fund.

**NORTH FORK LOCAL SCHOOL DISTRICT
LICKING COUNTY, OHIO**

**NOTES TO THE REQUIRED SUPPLEMENTARY INFORMATION
FOR THE FISCAL YEAR ENDED JUNE 30, 2024**

NOTE 2 - PENSIONS & OTHER POSTEMPLOYMENT BENEFITS (OPEB)

PENSION

SCHOOL EMPLOYEES RETIREMENT SYSTEM (SERS) OF OHIO

Change in benefit terms:

- There were no changes in benefit terms from the amounts reported for fiscal year 2015.
- There were no changes in benefit terms from the amounts reported for fiscal year 2016.
- There were no changes in benefit terms from the amounts reported for fiscal year 2017.
- For fiscal year 2018, SERS changed from a fixed 3% annual increase to a Cost of Living Adjustment (COLA) based on the changes in the Consumer Price Index (CPI-W), with a cap of 2.5% and a floor of 0%.
- For fiscal year 2019, with the authority granted the Board under Senate Bill 8, the Board has enacted a three year COLA delay for future benefit recipients commencing benefits on or after April 1, 2018.
- There were no changes in benefit terms from the amounts previously reported for fiscal year 2020.
- There were no changes in benefit terms from the amounts previously reported for fiscal year 2021.
- For fiscal year 2022, SERS changed from a Cost of Living Adjustment (COLA) of 2.5% to 2.0%.
- There were no changes in benefit terms from the amounts reported for fiscal year 2023.
- There were no changes in benefit terms from the amounts reported for fiscal year 2024.

Change in assumptions:

- There were no changes in methods and assumptions used in the calculation of actuarial determined contributions for fiscal year 2015.
- There were no changes in methods and assumptions used in the calculation of actuarial determined contributions for fiscal year 2016.
- For fiscal year 2017, the following changes of assumptions affected the total pension liability since the prior measurement date: (a) the assumed rate of inflation was reduced from 3.25% to 3.00%, (b) payroll growth assumption was reduced from 4.00% to 3.50%, (c) assumed real wage growth was reduced from 0.75% to 0.50%, (d) rates of withdrawal, retirement and disability were updated to reflect recent experience, (e) mortality among active members was updated to RP-2014 Blue Collar Mortality Table with fully generational projection and a five year age set-back for both males and females, (f) mortality among service retired members and beneficiaries was updated to the following RP-2014 Blue Collar Mortality Table with fully generational projection with Scale BB, 120% of male rates and 110% of female rates, (g) mortality among disabled members was updated to RP-2000 Disabled Mortality Table, 90% for male rates and 100% for female rates, set back five years is used for the period after disability retirement and (h) the discount rate was reduced from 7.75% to 7.50%.
- There were no changes in methods and assumptions used in the calculation of actuarial determined contributions for fiscal year 2018.
- There were no changes in methods and assumptions used in the calculation of actuarial determined contributions for fiscal year 2019.
- There were no changes in methods and assumptions used in the calculation of actuarial determined contributions for fiscal year 2020.
- There were no changes in methods and assumptions used in the calculation of actuarial determined contributions for fiscal year 2021.
- For fiscal year 2022, the following changes of assumptions affected the total pension liability since the prior measurement date: (a) wage inflation decreased from 3.00% to 2.40%, (b) future salary increases changed from 3.50%-18.20% to 3.25%-13.58%, (c) investment rate of return decreased from 7.50% to 7.00%, (d) discount rate decreased from 7.50% to 7.00% and (e) mortality tables changed from the RP-2014 Blue Collar mortality table to the PUB-2010 General Employee Amount Weighted Below Median Healthy Retiree mortality table.

**NORTH FORK LOCAL SCHOOL DISTRICT
LICKING COUNTY, OHIO**

**NOTES TO THE REQUIRED SUPPLEMENTARY INFORMATION
FOR THE FISCAL YEAR ENDED JUNE 30, 2024**

NOTE 2 - PENSIONS & OTHER POSTEMPLOYMENT BENEFITS (OPEB) - (Continued)

- There were no changes in methods and assumptions used in the calculation of actuarial determined contributions for fiscal year 2023.
- There were no changes in methods and assumptions used in the calculation of actuarial determined contributions for fiscal year 2024.

STATE TEACHERS RETIREMENT SYSTEM (STRS) OF OHIO

Change in benefit terms:

- There were no changes in benefit terms from the amounts reported for fiscal year 2015.
- There were no changes in benefit terms from the amounts reported for fiscal year 2016.
- There were no changes in benefit terms from the amounts reported for fiscal year 2017.
- For fiscal year 2018, STRS decreased the Cost of Living Adjustment (COLA) to zero.
- There were no changes in benefit terms from amounts previously reported for fiscal year 2019.
- There were no changes in benefit terms from amounts previously reported for fiscal year 2020.
- There were no changes in benefit terms from amounts previously reported for fiscal year 2021.
- There were no changes in benefit terms from amounts previously reported for fiscal year 2022.
- There were no changes in benefit terms from amounts previously reported for fiscal year 2023.
- There were no changes in benefit terms from amounts previously reported for fiscal year 2024.

Changes in assumptions:

- There were no changes in methods and assumptions used in the calculation of actuarial determined contributions for fiscal year 2015.
- There were no changes in methods and assumptions used in the calculation of actuarial determined contributions for fiscal year 2016.
- There were no changes in methods and assumptions used in the calculation of actuarial determined contributions for fiscal year 2017.
- For fiscal year 2018, the following changes of assumption affected the total pension liability since the prior measurement date: (a) the long-term expected rate of return was reduced from 7.75% to 7.45%, (b) the inflation assumption was lowered from 2.75% to 2.50%, (c) the payroll growth assumption was lowered to 3.00%, (d) total salary increases rate was lowered by decreasing the merit component of the individual salary increases, in addition to a decrease of 0.25% due to lower inflation, (e) the healthy and disabled mortality assumptions were updated to the RP-2014 mortality tables with generational improvement scale MP-2016 and (f) rates of retirement, termination and disability were modified to better reflect anticipated future experience.
- There were no changes in methods and assumptions used in the calculation of actuarial determined contributions for fiscal year 2019.
- There were no changes in methods and assumptions used in the calculation of actuarial determined contributions for fiscal year 2020.
- There were no changes in methods and assumptions used in the calculation of actuarial determined contributions for fiscal year 2021.
- For fiscal year 2022, the following changes of assumption affected the total pension liability since the prior measurement date: (a) the long-term expected rate of return was reduced from 7.45% to 7.00% and (b) the discount rate of return was reduced from 7.45% to 7.00%.
- For fiscal year 2023, the following changes of assumption affected the total pension liability since the prior measurement date: the projected salary increases went from 12.50% at age 20 to 2.50% at age 65 to varies by service from 2.50% to 8.50%.
- There were no changes in methods and assumptions used in the calculation of actuarial determined contributions for fiscal year 2024.

**NORTH FORK LOCAL SCHOOL DISTRICT
LICKING COUNTY, OHIO**

**NOTES TO THE REQUIRED SUPPLEMENTARY INFORMATION
FOR THE FISCAL YEAR ENDED JUNE 30, 2024**

NOTE 2 - PENSIONS & OTHER POSTEMPLOYMENT BENEFITS (OPEB) - (Continued)

OTHER POSTEMPLOYMENT BENEFITS (OPEB)

SCHOOL EMPLOYEES RETIREMENT SYSTEM (SERS) OF OHIO

Change in benefit terms:

- There were no changes in benefit terms from the amounts reported for fiscal year 2017.
- There were no changes in benefit terms from the amounts reported for fiscal year 2018.
- There were no changes in benefit terms from the amounts reported for fiscal year 2019.
- There were no changes in benefit terms from the amounts reported for fiscal year 2020.
- There were no changes in benefit terms from the amounts reported for fiscal year 2021.
- There were no changes in benefit terms from the amounts reported for fiscal year 2022.
- There were no changes in benefit terms from the amounts reported for fiscal year 2023.
- There were no changes in benefit terms from the amounts reported for fiscal year 2024.

Change in assumptions:

- There were no changes in methods and assumptions used in the calculation of actuarial determined contributions for fiscal year 2017.
- For fiscal year 2018, the following changes of assumptions affected the total OPEB liability since the prior measurement date: (a) assumed rate of inflation was reduced from 3.25% to 3.00%, (b) payroll growth assumption was reduced from 4.00% to 3.50%, (c) assumed real wage growth was reduced from 0.75% to 0.50%, (d) rates of withdrawal, retirement, and disability were updated to reflect recent experience, (e) mortality among active members was updated to the following: RP-2014 Blue Collar Mortality Table with fully generational projection and a five-year age set-back for both males and females, (f) mortality among service retired members and beneficiaries was updated to the following: RP-2014 Blue Collar Mortality Table with fully generational projection with Scale BB, 120% of male rates, and 110% of female rates, (g) mortality among disabled members was updated to the following: RP-2000 Disabled Mortality Table, 90% for male rates and 100% for female rates, set back five years is used for the period after disability retirement, (h) the municipal bond index rate increased from 2.92% to 3.56% and (i) the single equivalent interest rate, net of plan investment expense, including price inflation increased from 2.98% to 3.63%.
- For fiscal year 2019, the following changes of assumptions affected the total OPEB liability since the prior measurement date: (a) the discount rate increased from 3.63% to 3.70%, (b) the health care cost trend rates for Medicare were changed from a range of 5.50%-5.00% to a range of 5.375%-4.75% and Pre-Medicare were changed from a range of 7.50%-5.00% to a range of 7.25%-4.75%, (c) the municipal bond index rate increased from 3.56% to 3.62% and (d) the single equivalent interest rate, net of plan investment expense, including price inflation increased from 3.63% to 3.70%.
- For fiscal year 2020, the following changes of assumptions affected the total OPEB liability since the prior measurement date: (a) the discount rate decreased from 3.70% to 3.22%, (b) the health care cost trend rates for Medicare were changed from a range of 5.375%-4.75% to a range of 5.25%-4.75% and Pre-Medicare were changed from a range of 7.25%-4.75% to a range of 7.00%-4.75%, (c) the municipal bond index rate decreased from 3.62% to 3.13% and (d) the single equivalent interest rate, net of plan investment expense, including price inflation decreased from 3.70% to 3.22%.
- For fiscal year 2021, the following changes of assumptions affected the total OPEB liability since the prior measurement date: (a) the discount rate decreased from 3.22% to 2.63% and (b) the municipal bond index rate decreased from 3.13% to 2.45%, and (c) the single equivalent interest rate, net of plan investment expense, including price inflation decreased from 3.22% to 2.63%.

**NORTH FORK LOCAL SCHOOL DISTRICT
LICKING COUNTY, OHIO**

**NOTES TO THE REQUIRED SUPPLEMENTARY INFORMATION
FOR THE FISCAL YEAR ENDED JUNE 30, 2024**

NOTE 2 - PENSIONS & OTHER POSTEMPLOYMENT BENEFITS (OPEB) - (Continued)

- For fiscal year 2022, the following changes of assumptions affected the total OPEB liability since the prior measurement date: (a) wage inflation decreased from 3.00% to 2.40%, (b) future salary increases changed from 3.50%-18.20% to 3.25%-13.58%, (c) investment rate of return decreased from 7.50% to 7.00%, (d) discount rate decreased from 7.50% to 7.00% and (e) mortality tables changed from the RP-2014 Blue Collar mortality table to the PUB-2010 General Employee Amount Weighted Below Median Healthy Retiree mortality table.
- For fiscal year 2023, the following changes of assumptions affected the total OPEB liability since the prior measurement date: (a) municipal bond index rate went from 1.92% to 3.69%, (b) single equivalent interest rate when from 2.27% to 4.08% and (c) medical trend assumptions went from 5.125% to 4.40% Medicare and 6.75% to 4.40% Pre-Medicare to 7.00% to 4.40%.
- For fiscal year 2024, the following changes of assumptions affect the total OPEB liability since the prior measurement date: (a) municipal bond index rate went from 3.69% to 3.86%, (b) single equivalent interest rate when from 4.08% to 4.27% and (c) medical trend assumptions went from 7.00% to 4.40% to 6.75% to 4.40%.

STATE TEACHERS RETIREMENT SYSTEM (STRS) OF OHIO

Change in benefit terms:

- There were no changes in benefit terms from the amounts previously reported for fiscal year 2017.
- For fiscal year 2018, STRS reduced the subsidy multiplier for non-Medicare benefit recipients from 2.1% to 1.9% per year of service. Medicare Part B premium reimbursements were discontinued for certain survivors and beneficiaries and all remaining Medicare Part B premium reimbursements will be discontinued beginning January 2019.
- For fiscal year 2019, STRS increased the subsidy multiplier for non-Medicare benefit recipients from 1.9% to 1.944% per year of service effective January 1, 2019. The non-Medicare frozen subsidy base premium was increased January 1, 2019 and all remaining Medicare Part B premium reimbursements will be discontinued beginning January 1, 2020.
- For fiscal year 2020, STRS increased the subsidy percentage from 1.944% to 1.984% effective January 1, 2020. The Medicare subsidy percentages were adjusted effective January 1, 2021 to 2.1% for the Medicare plan. The Medicare Part B monthly reimbursement elimination date was postponed to January 1, 2021.
- For fiscal year 2021, the non-Medicare subsidy percentage was increased effective January 1, 2021 from 1.984% to 2.055% per year of service. The non-Medicare frozen subsidy base premium was increased effective January 1, 2021. The Medicare subsidy percentages were adjusted effective January 1, 2021 to 2.1% for the AMA Medicare plan. The Medicare Part B monthly reimbursement elimination date was postponed indefinitely.
- For fiscal year 2022, the non-Medicare subsidy percentage was increased effective January 1, 2022 from 2.055% to 2.100%. The non-Medicare frozen subsidy base premium was increased effective January 1, 2022. The Medicare Part D subsidy was updated to reflect it is expected to be negative in CY2022. The Part B monthly reimbursement elimination date was postponed indefinitely.
- There were no changes in benefit terms from the amounts previously reported for fiscal year 2023.
- There were no changes in benefit terms from the amounts previously reported for fiscal year 2024.

**NORTH FORK LOCAL SCHOOL DISTRICT
LICKING COUNTY, OHIO**

**NOTES TO THE REQUIRED SUPPLEMENTARY INFORMATION
FOR THE FISCAL YEAR ENDED JUNE 30, 2024**

NOTE 2 - PENSIONS & OTHER POSTEMPLOYMENT BENEFITS (OPEB) - (Continued)

Change in assumptions:

- There were no changes in methods and assumptions used in the calculation of actuarial determined contributions for fiscal year 2017.
- For fiscal year 2018, the following changes of assumptions affected the total OPEB liability since the prior measurement date: (a) the discount rate was increased from 3.26% to 4.13% based on the methodology defined under GASB Statement No. 74, Financial Reporting for Postemployment Benefit Plans Other Than Pension Plans (OPEB), (b) the long term expected rate of return was reduced from 7.75% to 7.45%, (c) valuation year per capita health care costs were updated, and the salary scale was modified, (d) the percentage of future retirees electing each option was updated based on current data and the percentage of future disabled retirees and terminated vested participants electing health coverage were decreased and (e) the assumed mortality, disability, retirement, withdrawal and future health care cost trend rates were modified along with the portion of rebated prescription drug costs.
- For fiscal year 2019, the following changes of assumptions affected the total OPEB liability/asset since the prior measurement date: (a) the discount rate was increased from the blended rate of 4.13% to the long-term expected rate of return of 7.45% based on the methodology defined under GASB Statement No. 74, Financial Reporting for Postemployment Benefit Plans Other Than Pension Plans (OPEB) and (b) decrease in health care cost trend rates from 6.00%-11.00% initial; 4.50% ultimate down to Medical Pre-Medicare 6.00% and Medicare 5.00% initial; 4.00% ultimate and Prescription Drug Pre-Medicare 8.00% and Medicare (5.23%) initial; 4.00% ultimate.
- For fiscal year 2020, health care cost trend rates were changed to the following: medical pre-Medicare from 6.00% initial - 4.00% ultimate down to 5.87% initial - 4.00% ultimate; medical Medicare from 5.00% initial - 4.00% ultimate down to 4.93% initial - 4.00% ultimate; prescription drug pre-Medicare from 8.00% initial - 4.00% ultimate down to 7.73% initial - 4.00% ultimate and (5.23%) initial - 4.00% ultimate up to 9.62% initial - 4.00% ultimate.
- For fiscal year 2021, health care cost trend rates were changed to the following: medical pre-Medicare from 5.87% initial - 4.00% ultimate down to 5.00% initial - 4.00% ultimate; medical Medicare from 4.93% initial - 4.00% ultimate down to -6.69% initial - 4.00% ultimate; prescription drug pre-Medicare from 7.73% initial - 4.00% ultimate down to 6.50% initial - 4.00% ultimate; prescription drug Medicare from 9.62% initial - 4.00% ultimate up to 11.87% initial - 4.00% ultimate.
- For fiscal year 2022, the following changes of assumption affected the total OPEB liability since the prior measurement date: (a) the long-term expected rate of return was reduced from 7.45% to 7.00%, (b) the discount rate of return was reduced from 7.45% to 7.00% and (c) health care cost trend rates were changed to the following: medical Medicare from -6.69% initial - 4.00% ultimate down to -16.18% initial - 4.00% ultimate; prescription drug Medicare from 11.87% initial - 4.00% ultimate up to 29.98% initial - 4.00% ultimate.
- For fiscal year 2023, the following changes of assumption affected the total OPEB liability since the prior measurement date: (a) projected salary increase went from 12.50% at age 20 to 2.50% at age 65 to varies by services from 2.50% to 8.50% and (b) health care cost trend rates were changed to the following: Pre-Medicare from 5.00% initial - 4.00% ultimate to 7.50% initial - 3.94% ultimate; medical Medicare from -16.18% initial - 4.00% ultimate to -68.78% initial - 3.94% ultimate; prescription drug Pre-Medicare from 6.50% initial - 4.00% ultimate to 9.00% initial - 3.94% ultimate; Medicare from 29.98% initial - 4.00% ultimate to -5.47% initial - 3.94% ultimate.
- For fiscal year 2024, the following changes of assumption affected the total OPEB liability since the prior measurement date: (a) health care cost trend rates were changed to the following: Pre-Medicare from 7.50% initial - 3.94% ultimate to 7.50% initial - 4.14% ultimate; medical Medicare from -68.78% initial - 3.94% ultimate to -10.94% initial - 4.14% ultimate; prescription drug Pre-Medicare from 9.00% initial - 3.94% ultimate to -11.95% initial - 4.14% ultimate; Medicare from -5.47% initial - 3.94% ultimate to 1.33% initial - 4.14% ultimate.

**NORTH FORK LOCAL SCHOOL DISTRICT
LICKING COUNTY**

**SCHEDULE OF EXPENDITURES OF FEDERAL AWARDS
FOR THE YEAR ENDED JUNE 30, 2024**

FEDERAL GRANTOR Pass Through Grantor Program / Cluster Title	Assistance Listing Number	Pass Through Entity Identifying Number	Provided to Subrecipients	Total Federal Expenditures
U.S. DEPARTMENT OF AGRICULTURE				
Passed Through Ohio Department of Education and Workforce				
<u>Child Nutrition Cluster:</u>				
Cash Assistance				
School Breakfast Program	10.553			177,498
Non-Cash Assistance (Food Distribution)				
National School Lunch Program - Food Donations	10.555			58,589
Cash Assistance				
National School Lunch Program	10.555			359,401
COVID-19 - National School Lunch Program	10.555			42,736
Total National School Lunch Program				460,726
Fresh Fruit and Vegetable Program	10.582			12,884
Total Child Nutrition Cluster				651,108
Total U.S. Department of Agriculture				651,108
U.S. DEPARTMENT OF THE TREASURY				
Passed Through the Ohio Office of Budget and Management				
COVID-19 - Coronavirus State and Local Fiscal Recovery Funds - School Safety	21.027			293,859
Total U.S. Department of the Treasury				293,859
U.S. DEPARTMENT OF EDUCATION				
Passed Through Ohio Department of Education and Workforce				
<u>Special Education Cluster:</u>				
Special Education Grants to States (IDEA, Part B)	84.027A			412,856
Total Special Education Cluster				412,856
Title I Grants to Local Educational Agencies	84.010A			439,774
Consortium Amount Passed/Transferred to Licking County Title III Consortium				
English Language Acquisition State Grants - Title III - Immigrant	84.365A	N/A	134	134
Supporting Effective Instruction State Grants	84.367A			61,318
Student Support and Academic Enrichment Program	84.424A			24,814
Student Support and Academic Enrichment Program - Stronger Connections Grant	84.424F			16,477
Total Student Support and Academic Enrichment Program				41,291
Education Stabilization Fund				
COVID-19 Elementary and Secondary School Emergency Relief (ESSER II)	84.425U			890,319
COVID-19 - American Rescue Plan - Elementary and Secondary School Emergency Relief (ARP ESSER) Fund	84.425W			7,926
Total Education Stabilization Fund				898,245
Total U.S. Department of Education			134	1,853,618
Total Expenditures of Federal Awards			\$134	\$2,798,585

The accompanying notes are an integral part of this schedule.

**NORTH FORK LOCAL SCHOOL DISTRICT
LICKING COUNTY**

**NOTES TO THE SCHEDULE OF EXPENDITURES OF FEDERAL AWARDS
2 CFR 200.510(b)(6)
FOR THE YEAR ENDED JUNE 30, 2024**

NOTE A – BASIS OF PRESENTATION & SUMMARY OF SIGNIFICANT ACCOUNTING POLICIES

The accompanying Schedule of Expenditures of Federal Awards (the Schedule) includes the federal award activity of North Fork Local School District (the District) under programs of the federal government for the year ended June 30, 2024 and is prepared in accordance with the cash basis of accounting. The information on this Schedule is prepared in accordance with the requirements of Title 2 U.S. *Code of Federal Regulations* Part 200, *Uniform Administrative Requirements, Cost Principles, and Audit Requirements for Federal Awards* (Uniform Guidance). Because the Schedule presents only a selected portion of the operations of the District, it is not intended to and does not present the financial position or changes in net position of the District. Such expenditures are recognized following the cost principles contained in Uniform Guidance wherein certain types of expenditures may or may not be allowable or may be limited as to reimbursement.

NOTE B – INDIRECT COST RATE

CFR Section 200.414 of the Uniform Guidance allows a non-federal entity that has never received a negotiated indirect cost rate to charge a de minimis rate of 10% of modified total direct costs to indirect costs. The District has elected not to use the 10-percent de minimis indirect cost rate as allowed under the Uniform Guidance.

NOTE C - CHILD NUTRITION CLUSTER

The District commingles cash receipts from the U.S. Department of Agriculture with similar State grants. When reporting expenditures on this Schedule, the District assumes it expends federal monies first.

NOTE D – FOOD DONATION PROGRAM

The District reports commodities consumed on the Schedule at the fair value. The District allocated donated food commodities to the respective program that benefitted from the use of those donated food commodities.

NOTE E - TRANSFERS BETWEEN PROGRAM YEARS

Federal regulations require schools to obligate certain federal awards by June 30. However, with DEW's consent, schools can transfer unobligated amounts to the subsequent fiscal year's program. The District transferred the following amounts from 2024 to 2025 programs:

Program Title	AL Number	Amt. Transferred
Title I Grants to Local Educational Agencies	84.010A	\$7,123.21
Supporting Effective Instruction State Grants	84.367A	\$11,989.81
Student Support and Academic Enrichment Program	84.424A	\$2,914.15

NOTE F – PASS-THROUGH FUNDS

The District was awarded federal program allocations to be administered on their behalf by Licking County Title III Consortium for fiscal year 2024, the District's allocations were as follows:

<u>Grant/Program Name</u>	<u>ALN</u>	<u>Passed/Transferred to</u>	<u>Award Amount</u>
English Language Acquisition State Grants	84.365A	Licking County Title III Consortium	\$133.52



65 East State Street
Columbus, Ohio 43215
ContactUs@ohioauditor.gov
800-282-0370

**INDEPENDENT AUDITOR'S REPORT ON INTERNAL CONTROL OVER
FINANCIAL REPORTING AND ON COMPLIANCE AND OTHER MATTERS
REQUIRED BY GOVERNMENT AUDITING STANDARDS**

North Fork Local School District
Licking County
312 Maple Avenue
Utica, Ohio 43080

To the Board of Education:

We have audited, in accordance with the auditing standards generally accepted in the United States of America and the standards applicable to financial audits contained in *Government Auditing Standards* issued by the Comptroller General of the United States (*Government Auditing Standards*), the financial statements of the governmental activities, the major fund, and the aggregate remaining fund information of the North Fork Local School District, Licking County, Ohio (the District) as of and for the year ended June 30, 2024, and the related notes to the financial statements, which collectively comprise the District's basic financial statements and have issued our report thereon dated March 5, 2025.

Report on Internal Control Over Financial Reporting

In planning and performing our audit of the financial statements, we considered the District's internal control over financial reporting (internal control) as a basis for designing audit procedures that are appropriate in the circumstances for the purpose of expressing our opinion on the financial statements, but not for the purpose of expressing an opinion on the effectiveness of the District's internal control. Accordingly, we do not express an opinion on the effectiveness of the District's internal control.

A *deficiency in internal control* exists when the design or operation of a control does not allow management or employees, in the normal course of performing their assigned functions, to prevent, or detect and correct misstatements on a timely basis. A *material weakness* is a deficiency, or a combination of deficiencies, in internal control, such that there is a reasonable possibility that a material misstatement of the District's financial statements will not be prevented, or detected and corrected, on a timely basis. A *significant deficiency* is a deficiency, or a combination of deficiencies, in internal control that is less severe than a material weakness, yet important enough to merit attention by those charged with governance.

Our consideration of internal control was for the limited purpose described in the first paragraph of this section and was not designed to identify all deficiencies in internal control that might be material weaknesses or significant deficiencies. Given these limitations, during our audit we did not identify any deficiencies in internal control that we consider to be material weaknesses. However, material weaknesses or significant deficiencies may exist that were not identified.

Report on Compliance and Other Matters

As part of obtaining reasonable assurance about whether the District's financial statements are free from material misstatement, we performed tests of its compliance with certain provisions of laws, regulations, contracts, and grant agreements, noncompliance with which could have a direct and material effect on the financial statements. However, providing an opinion on compliance with those provisions was not an objective of our audit and accordingly, we do not express such an opinion. The results of our tests disclosed no instances of noncompliance or other matters that are required to be reported under *Government Auditing Standards*.

Purpose of This Report

The purpose of this report is solely to describe the scope of our testing of internal control and compliance and the results of that testing, and not to provide an opinion on the effectiveness of the District's internal control or on compliance. This report is an integral part of an audit performed in accordance with *Government Auditing Standards* in considering the District's internal control and compliance. Accordingly, this communication is not suitable for any other purpose.



Keith Faber
Auditor of State
Columbus, Ohio

March 5, 2025

OHIO AUDITOR OF STATE KEITH FABER

65 East State Street
Columbus, Ohio 43215
ContactUs@ohioauditor.gov
800-282-0370

INDEPENDENT AUDITOR'S REPORT ON COMPLIANCE WITH REQUIREMENTS APPLICABLE TO EACH MAJOR FEDERAL PROGRAM AND ON INTERNAL CONTROL OVER COMPLIANCE AND ON THE SCHEDULE OF EXPENDITURES OF FEDERAL AWARDS REQUIRED BY THE UNIFORM GUIDANCE

North Fork Local School District
Licking County
312 Maple Avenue
Utica, Ohio 43080

To the Board of Education:

Report on Compliance for Each Major Federal Program

Opinion on Each Major Federal Program

We have audited North Fork Local School District's, Licking County, (the District) compliance with the types of compliance requirements identified as subject to audit in the U.S. Office of Management and Budget (OMB) *Compliance Supplement* that could have a direct and material effect on each of North Fork Local School District's major federal programs for the year ended June 30, 2024. North Fork Local School District's major federal programs are identified in the *Summary of Auditor's Results* section of the accompanying schedule of findings.

In our opinion, North Fork Local School District complied, in all material respects, with the compliance requirements referred to above that could have a direct and material effect on each of its major federal programs for the year ended June 30, 2024.

Basis for Opinion on Each Major Federal Program

We conducted our audit of compliance in accordance with auditing standards generally accepted in the United States of America (GAAS); the standards applicable to financial audits contained in *Government Auditing Standards* issued by the Comptroller General of the United States (*Government Auditing Standards*); and the audit requirements of Title 2 U.S. *Code of Federal Regulations* Part 200, *Uniform Administrative Requirements, Cost Principles, and Audit Requirements for Federal Awards* (Uniform Guidance). Our responsibilities under those standards and the Uniform Guidance are further described in the *Auditor's Responsibilities for the Audit of Compliance* section of our report.

We are required to be independent of the District and to meet our other ethical responsibilities, in accordance with relevant ethical requirements relating to our audit. We believe that the audit evidence we have obtained is sufficient and appropriate to provide a basis for our opinion on compliance for each major federal program. Our audit does not provide a legal determination of the District's compliance with the compliance requirements referred to above.

Responsibilities of Management for Compliance

The District's Management is responsible for compliance with the requirements referred to above and for the design, implementation, and maintenance of effective internal control over compliance with the requirements of laws, statutes, regulations, rules, and provisions of contracts or grant agreements applicable to the District's federal programs.

Auditor's Responsibilities for the Audit of Compliance

Our objectives are to obtain reasonable assurance about whether material noncompliance with the compliance requirements referred to above occurred, whether due to fraud or error, and express an opinion on the District's compliance based on our audit. Reasonable assurance is a high level of assurance but is not absolute assurance and therefore is not a guarantee that an audit conducted in accordance with GAAS, *Government Auditing Standards*, and the Uniform Guidance will always detect material noncompliance when it exists. The risk of not detecting material noncompliance resulting from fraud is higher than for that resulting from error, as fraud may involve collusion, forgery, intentional omissions, misrepresentations, or the override of internal control. Noncompliance with the compliance requirements referred to above is considered material, if there is a substantial likelihood that, individually or in the aggregate, it would influence the judgment made by a reasonable user of the report on compliance about the District's compliance with the requirements of each major federal program as a whole.

In performing an audit in accordance with GAAS, *Government Auditing Standards*, and the Uniform Guidance, we:

- exercise professional judgment and maintain professional skepticism throughout the audit.
- identify and assess the risks of material noncompliance, whether due to fraud or error, and design and perform audit procedures responsive to those risks. Such procedures include examining, on a test basis, evidence regarding the District's compliance with the compliance requirements referred to above and performing such other procedures as we considered necessary in the circumstances.
- obtain an understanding of the District's internal control over compliance relevant to the audit in order to design audit procedures that are appropriate in the circumstances and to test and report on internal control over compliance in accordance with the Uniform Guidance, but not for the purpose of expressing an opinion on the effectiveness of the District's internal control over compliance. Accordingly, no such opinion is expressed.

We are required to communicate with those charged with governance regarding, among other matters, the planned scope and timing of the audit and any significant deficiencies and material weaknesses in internal control over compliance that we identified during the audit.

Report on Internal Control Over Compliance

A *deficiency in internal control over compliance* exists when the design or operation of a control over compliance does not allow management or employees, in the normal course of performing their assigned functions, to prevent, or detect and correct, noncompliance with a type of compliance requirement of a federal program on a timely basis. A *material weakness in internal control over compliance* is a deficiency, or combination of deficiencies, in internal control over compliance, such that there is a reasonable possibility that material noncompliance with a type of compliance requirement of a federal program will not be prevented, or detected and corrected, on a timely basis. A *significant deficiency in internal control over compliance* is a deficiency, or a combination of deficiencies, in internal control over compliance with a type of compliance requirement of a federal program that is less severe than a material weakness in internal control over compliance, yet important enough to merit attention by those charged with governance.

Our consideration of internal control over compliance was for the limited purpose described in the *Auditor's Responsibilities for the Audit of Compliance* section above and was not designed to identify all deficiencies in internal control over compliance that might be material weaknesses or significant deficiencies in internal control over compliance. Given these limitations, during our audit we did not identify any deficiencies in internal control over compliance that we consider to be material weaknesses, as defined above. However, material weaknesses or significant deficiencies in internal control over compliance may exist that were not identified.

Our audit was not designed for the purpose of expressing an opinion on the effectiveness of internal control over compliance. Accordingly, no such opinion is expressed.

The purpose of this report on internal control over compliance is solely to describe the scope of our testing of internal control over compliance and the results of this testing based on the requirements of the Uniform Guidance. Accordingly, this report is not suitable for any other purpose.



Keith Faber
Auditor of State
Columbus, Ohio

March 5, 2025

THIS PAGE INTENTIONALLY LEFT BLANK

**NORTH FORK LOCAL SCHOOL DISTRICT
LICKING COUNTY**

**SCHEDULE OF FINDINGS
2 CFR § 200.515
JUNE 30, 2024**

1. SUMMARY OF AUDITOR'S RESULTS

(d)(1)(i)	Type of Financial Statement Opinion	Unmodified
(d)(1)(ii)	Were there any material weaknesses in internal control reported at the financial statement level (GAGAS)?	No
(d)(1)(ii)	Were there any significant deficiencies in internal control reported at the financial statement level (GAGAS)?	No
(d)(1)(iii)	Was there any reported material noncompliance at the financial statement level (GAGAS)?	No
(d)(1)(iv)	Were there any material weaknesses in internal control reported for major federal programs?	No
(d)(1)(iv)	Were there any significant deficiencies in internal control reported for major federal programs?	No
(d)(1)(v)	Type of Major Programs' Compliance Opinion	Unmodified
(d)(1)(vi)	Are there any reportable findings under 2 CFR § 200.516(a)?	No
(d)(1)(vii)	Major Programs (list):	AL# 21.027 Coronavirus State and Local Fiscal Recovery Funds AL# 84.425 Education Stabilization Funds
(d)(1)(viii)	Dollar Threshold: Type A/B Programs	Type A: > \$ 750,000 Type B: all others
(d)(1)(ix)	Low Risk Auditee under 2 CFR § 200.520?	No

**2. FINDINGS RELATED TO THE FINANCIAL STATEMENTS
REQUIRED TO BE REPORTED IN ACCORDANCE WITH GAGAS**

None noted

3. FINDINGS AND QUESTIONED COSTS FOR FEDERAL AWARDS

None noted

THIS PAGE INTENTIONALLY LEFT BLANK

OHIO AUDITOR OF STATE KEITH FABER



NORTH FORK LOCAL SCHOOL DISTRICT

LICKING COUNTY

AUDITOR OF STATE OF OHIO CERTIFICATION

This is a true and correct copy of the report, which is required to be filed pursuant to Section 117.26, Revised Code, and which is filed in the Office of the Ohio Auditor of State in Columbus, Ohio.



Certified for Release 3/25/2025

65 East State Street, Columbus, Ohio 43215
Phone: 614-466-4514 or 800-282-0370

This report is a matter of public record and is available online at
www.ohioauditor.gov