

JONATHAN ALDER LOCAL SCHOOL DISTRICT  
MADISON COUNTY  
SINGLE AUDIT  
FOR THE FISCAL YEAR ENDED JUNE 30, 2024



*Millhuff-Stang*

CERTIFIED PUBLIC ACCOUNTANT

Millhuff-Stang, CPA, Inc.  
8841 Ohio River Road / Wheelersburg, Ohio 45694 / Phone: 740.876.8548  
45 West Second Street, Suite D / Chillicothe, Ohio 45601 / Phone: 740.851.4978  
Fax: 888.876.8549

[natalie@millhuffstangcpa.com](mailto:natalie@millhuffstangcpa.com) / [roush@millhuffstangcpa.com](mailto:roush@millhuffstangcpa.com)  
[www.millhuffstangcpa.com](http://www.millhuffstangcpa.com)





65 East State Street  
Columbus, Ohio 43215  
ContactUs@ohioauditor.gov  
800-282-0370

Board of Education  
Jonathan Alder Local School District  
9200 US Route 42  
Plain City, Ohio 43064

We have reviewed the *Independent Auditor's Report* of Jonathan Alder Local School District, Madison County, prepared by Millhuff-Stang, CPA, Inc., for the audit period July 1, 2023 through June 30, 2024. Based upon this review, we have accepted these reports in lieu of the audit required by Section 117.11, Revised Code. The Auditor of State did not audit the accompanying financial statements and, accordingly, we are unable to express, and do not express an opinion on them.

Our review was made in reference to the applicable sections of legislative criteria, as reflected by the Ohio Constitution, and the Revised Code, policies, procedures and guidelines of the Auditor of State, regulations and grant requirements. Jonathan Alder Local School District is responsible for compliance with these laws and regulations.

Keith Faber  
Auditor of State  
Columbus, Ohio

**May 30, 2025**

**This page intentionally left blank.**

**Jonathan Alder Local School District**  
**Madison County**  
*Table of Contents*  
*For the Fiscal Year Ended June 30, 2024*

---

Title	Page
Independent Auditor's Report.....	1
Management's Discussion and Analysis .....	4
Basic Financial Statements:	
Government-Wide Financial Statements:	
Statement of Net Position .....	15
Statement of Activities.....	16
Fund Financial Statements:	
Balance Sheet – Governmental Funds .....	17
Reconciliation of Total Governmental Fund Balances to Net Position of Governmental Activities.....	18
Statement of Revenues, Expenditures and Changes in Fund Balances – Governmental Funds.....	19
Reconciliation of the Statement of Revenues, Expenditures and Changes in Fund Balances of Governmental Funds to the Statement of Activities .....	20
Statement of Net Position – Proprietary Fund .....	21
Statement of Revenues, Expenses and Changes in Net Position – Proprietary Fund .....	22
Statement of Cash Flows – Proprietary Fund .....	23
Notes to the Basic Financial Statements .....	25
Required Supplementary Information:	
Statement of Revenues, Expenditures and Changes in Fund Balance – Budget and Actual (Non-GAAP Budgetary Basis) – General Fund .....	68
Schedule of the District's Proportionate Share of the Net Pension Liability and District Pension Contributions – School Employees Retirement System – Last Ten Fiscal Years .....	69
Schedule of the District's Proportionate Share of the Net Pension Liability and District Pension Contributions – State Teachers Retirement System – Last Ten Fiscal Years.....	70
Schedule of the District's Proportionate Share of the Net OPEB Liability and District OPEB Contributions – School Employees Retirement System – Last Eight and Ten Fiscal Years.....	71
Schedule of the District's Proportionate Share of the Net OPEB Liability/(Asset) and District OPEB Contributions – State Teachers Retirement System – Last Eight and Ten Fiscal Years .....	72
Notes to the Required Supplementary Information.....	73

Schedule of Federal Awards Expenditures.....	79
Notes to the Schedule of Federal Awards Expenditures .....	80
Report on Internal Control Over Financial Reporting and on Compliance and Other Matters Based on an Audit of Financial Statements Performed in Accordance With <i>Government Auditing</i> <i>Standards</i> .....	81
Report on Compliance For Each Major Federal Program and on Internal Control Over Compliance Required by the Uniform Guidance .....	83
Schedule of Findings and Questioned Costs .....	86

**Independent Auditor's Report**

Jonathan Alder Local School District  
9200 US Route 42  
Plain City, Ohio 43064

**Report on the Audit of the Financial Statements**

***Opinions***

We have audited the financial statements of the governmental activities, each major fund, and the aggregate remaining fund information of Jonathan Alder Local School District, Madison County, Ohio (the District), as of and for the year ended June 30, 2024, and the related notes to the financial statements, which collectively comprise the District's basic financial statements as listed in the table of contents.

In our opinion, the accompanying financial statements referred to above present fairly, in all material respects, the respective financial position of the governmental activities, each major fund, and the aggregate remaining fund information of Jonathan Alder Local School District, Madison County, Ohio, as of June 30, 2024, and the respective changes in financial position and where applicable, cash flows thereof for the year then ended in accordance with accounting principles generally accepted in the United States of America.

***Basis for Opinions***

We conducted our audit in accordance with auditing standards generally accepted in the United States of America (GAAS) and the standards applicable to financial audits contained in *Government Auditing Standards* issued by the Comptroller General of the United States, (Government Auditing Standards). Our responsibilities under those standards are further described in the Auditor's Responsibilities for the Audit of the Financial Statements section of our report. We are required to be independent of the District, and to meet our other ethical responsibilities, in accordance with the relevant ethical requirements relating to our audit. We believe that the audit evidence we have obtained is sufficient and appropriate to provide a basis for our audit opinions.

***Responsibilities of Management for the Financial Statements***

Management is responsible for the preparation and fair presentation of these financial statements in accordance with accounting principles generally accepted in the United States of America; and for the design, implementation, and maintenance of internal control relevant to the preparation and fair presentation of financial statements that are free from material misstatement, whether due to fraud or error.

In preparing the financial statements, management is required to evaluate whether there are conditions or events, considered in the aggregate, that raise substantial doubt about the District's ability to continue as a going concern for twelve months beyond the financial statement date, including any currently known information that may raise substantial doubt shortly thereafter.

***Auditor's Responsibilities for the Audit of the Financial Statements***

Our objectives are to obtain reasonable assurance about whether the financial statements as a whole are free from material misstatement, whether due to fraud or error, and to issue an auditor's report that includes our opinions. Reasonable assurance is a high level of assurance but is not absolute assurance and therefore is not a guarantee that an audit conducted in accordance with GAAS and *Government Auditing Standards* will always detect a material misstatement when it exists. The risk of not detecting a material misstatement resulting from fraud is higher than for one resulting from error, as fraud may involve collusion, forgery, intentional omissions, misrepresentations, or the override of internal control. Misstatements are considered material if there is a substantial likelihood that, individually or in the aggregate, they would influence the judgment made by a reasonable user based on the financial statements.

In performing an audit in accordance with GAAS and *Government Auditing Standards*, we

- Exercise professional judgment and maintain professional skepticism throughout the audit.
- Identify and assess the risks of material misstatement of the financial statements, whether due to fraud or error, and design and perform audit procedures responsive to those risks. Such procedures include examining, on a test basis, evidence regarding the amounts and disclosures in the financial statements.
- Obtain an understanding of internal control relevant to the audit in order to design audit procedures that are appropriate in the circumstances, but not for the purpose of expressing an opinion on the effectiveness of the District's internal control. Accordingly, no such opinion is expressed.
- Evaluate the appropriateness of accounting policies used and the reasonableness of significant accounting estimates made by management, as well as evaluate the overall presentation of the financial statements.
- Conclude whether, in our judgment, there are conditions or events, considered in the aggregate, that raise substantial doubt about the District's ability to continue as a going concern for a reasonable period of time.

We are required to communicate with those charged with governance regarding, among other matters, the planned scope and timing of the audit, significant audit findings, and certain internal control-related matters that we identified during the audit.

***Required Supplementary Information***

Accounting principles generally accepted in the United States of America require that the management's discussion and analysis, the budgetary comparison for the General Fund, the schedules of the District's proportionate share of the net pension liability, the schedules of the District's proportionate share of the net OPEB liability (asset), and the schedules of District contributions be presented to supplement the basic financial statements. Such information is the responsibility of management and, although not a part of the basic financial statements, is required by the Governmental Accounting Standards Board who considers it to be an essential part of financial reporting for placing the basic financial statements in an appropriate operational, economic, or historical context.



We have applied certain limited procedures to the required supplementary information in accordance with auditing standards generally accepted in the United States of America, which consisted of inquiries of management about the methods of preparing the information and comparing the information for consistency with management's responses to our inquiries, the basic financial statements, and other knowledge we obtained during our audit of the basic financial statements. We do not express an opinion or provide any assurance on the information because the limited procedures do not provide us with sufficient evidence to express an opinion or provide any assurance.

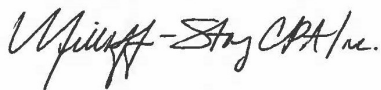
### **Supplementary Information**

Our audit was conducted for the purpose of forming opinions on the financial statements that collectively comprise the District's basic financial statements. The schedule of federal awards expenditures, as required by *Title 2 U.S. Code of Federal Regulations (CFR) Part 200, Uniform Administrative Requirements, Cost Principles, and Audit Requirements for Federal Awards* (Uniform Guidance), is presented for purposes of additional analysis and is not a required part of the basic financial statements.

Such information is the responsibility of management and was derived from and relates directly to the underlying accounting and other records used to prepare the basic financial statements. The information has been subjected to the auditing procedures applied in the audit of the basic financial statements and certain additional procedures, including comparing and reconciling such information directly to the underlying accounting and other records used to prepare the basic financial statements or to the basic financial statements themselves, and other additional procedures in accordance with auditing standards generally accepted in the United States of America. In our opinion, the schedule of federal awards expenditures is fairly stated, in all material respects, in relation to the basic financial statements as a whole.

### **Other Reporting Required by *Government Auditing Standards***

In accordance with *Government Auditing Standards*, we have also issued our report dated February 14, 2025 on our consideration of the District's internal control over financial reporting and on our tests of its compliance with certain provisions of laws, regulations, contracts, and grant agreements and other matters. The purpose of that report is to describe the scope of our testing of internal control over financial reporting and compliance and the results of that testing, and not to provide an opinion on the effectiveness of the District's internal control over financial reporting or on compliance. That report is an integral part of an audit performed in accordance with *Government Auditing Standards* in considering the District's internal control over financial reporting and compliance.



Millhuff-Stang, CPA, Inc.  
Chillicothe, Ohio

February 14, 2025

**JONATHAN ALDER LOCAL SCHOOL DISTRICT  
MADISON COUNTY, OHIO**

**MANAGEMENT'S DISCUSSION AND ANALYSIS  
FOR THE FISCAL YEAR ENDED JUNE 30, 2024**

The management's discussion and analysis of the Jonathan Alder Local School District's (the "District") financial performance provides an overall review of the District's financial activities for the fiscal year ended June 30, 2024. The intent of this discussion and analysis is to look at the District's financial performance as a whole; readers should also review the basic financial statements and the notes to the basic financial statements to enhance their understanding of the District's financial performance.

**Financial Highlights**

Key financial highlights for fiscal year 2024 are as follows:

- Net position of governmental activities increased \$2,789,388 which represents a 9.93% increase from 2023's net position.
- General revenues accounted for \$31,552,685 in revenue or 85.62% of all revenues. Program specific revenues in the form of charges for services and sales, grants and contributions accounted for \$5,301,329 or 14.38% of total revenues of \$36,854,014.
- The District had \$34,064,626 in expenses related to governmental activities; \$5,301,329 of these expenses were offset by program specific charges for services, grants or contributions. General revenues supporting governmental activities (primarily taxes and unrestricted grants and entitlements) of \$31,552,685 were adequate to provide for these programs.
- The District's major governmental funds are the general fund and bond retirement fund. The general fund had \$31,278,938 in revenues and \$30,004,974 in expenditures and other financing sources. During fiscal year 2024, the general fund balance increased \$1,273,964 from a balance of \$13,830,350 to a balance of \$15,104,314.
- The bond retirement fund had revenues of \$1,620,716 and expenditures of \$1,437,314. The bond retirement fund balance increased \$183,402 from a balance of \$3,048,984 to a balance of \$3,232,386.

**Using the Basic Financial Statements**

This annual report consists of a series of financial statements and notes to those statements. These statements are organized so the reader can understand the District as a financial whole, an entire operating entity. The statements then proceed to provide an increasingly detailed look at specific financial activities.

The statement of net position and statement of activities provide information about the activities of the whole District, presenting both an aggregate view of the District's finances and a longer-term view of those finances. Fund financial statements provide the next level of detail. For governmental funds, these statements tell how services were financed in the short-term as well as what remains for future spending. The fund financial statements also look at the District's most significant funds with all other nonmajor funds presented in total in one column. In the case of the District, the general fund and bond retirement fund are by far the most significant funds, and the only governmental funds reported as major funds.

**Reporting the District as a Whole**

***Statement of Net Position and the Statement of Activities***

While this document contains the large number of funds used by the District to provide programs and activities, the view of the District as a whole looks at all financial transactions and asks the question, "How did we do financially during 2024?" The statement of net position and statement of activities answer this question. These statements include all assets, deferred outflows of resources, liabilities, deferred inflows of resources, revenues and expenses using the accrual basis of accounting similar to the accounting used by most private-sector companies. This basis of accounting will take into account all of the current year's revenues and expenses regardless of when cash is received or paid.

These two statements report the District's net position and changes in that position. This change in net position is important because it tells the reader that, for the District as a whole, the financial position of the District has improved or diminished. The causes of this change may be the result of many factors, some financial, some not. Non-financial factors include the District's property tax base, current property tax laws in Ohio restricting revenue growth, facility conditions, required educational programs and other factors.

**JONATHAN ALDER LOCAL SCHOOL DISTRICT  
MADISON COUNTY, OHIO**

**MANAGEMENT'S DISCUSSION AND ANALYSIS  
FOR THE FISCAL YEAR ENDED JUNE 30, 2024**

In the statement of net position and statement of activities, the governmental activities include the District's programs and services, including instruction, support services, operation and maintenance of plant, pupil transportation, extracurricular activities, and food service operations.

**Reporting the District's Most Significant Funds**

***Fund Financial Statements***

The analysis of the District's major governmental funds begins on page 10. Fund financial reports provide detailed information about the District's major funds. The District uses many funds to account for a multitude of financial transactions. However, these fund financial statements focus on the District's most significant funds. The District's major governmental funds are the general fund and bond retirement fund.

***Governmental Funds***

Most of the District's activities are reported in governmental funds, which focus on how money flows into and out of those funds and the balances left at year-end available for spending in future periods. These funds are reported using an accounting method called modified accrual accounting, which measures cash and all other financial assets that can readily be converted to cash. The governmental fund financial statements provide a detailed short-term view of the District's general government operations and the basic services it provides. Governmental fund information helps you determine whether there are more or fewer financial resources that can be spent in the near future to finance educational programs. The relationship (or differences) between governmental activities (reported in the statement of net position and statement of activities) and governmental funds is reconciled in the basic financial statements.

***Proprietary Funds***

The District maintains a proprietary fund. Internal service funds are an accounting device used to accumulate and allocate costs internally among the District's various functions. The District's internal service fund accounts for medical/surgical and dental self-insurance.

***Reporting the District's Fiduciary Responsibilities***

The District acts in a trustee capacity as an agent for individuals or other entities. These activities are reported in custodial funds. The District's fiduciary activities are reported in a separate statement of changes in fiduciary net position. These activities are excluded from the District's other financial statements because the assets cannot be utilized by the District to finance its operations. During fiscal year 2024, the District's fiduciary activities had no activity.

***Notes to the Basic Financial Statements***

The notes provide additional information that is essential to a full understanding of the data provided in the government-wide and fund financial statements.

***Required Supplementary Information***

In addition to the basic financial statements and accompanying notes, this report also presents certain required supplementary information concerning the District's budgetary comparison schedule, net pension liability, and net OPEB liability/asset.

**JONATHAN ALDER LOCAL SCHOOL DISTRICT  
MADISON COUNTY, OHIO**

**MANAGEMENT'S DISCUSSION AND ANALYSIS  
FOR THE FISCAL YEAR ENDED JUNE 30, 2024**

**The District as a Whole**

The table below provides a summary of the District's net position at June 30, 2024 and June 30, 2023.

	<b>Net Position of Governmental Activities</b>	
	<u>2024</u>	<u>2023</u>
<b><u>Assets</u></b>		
Current and other assets	\$ 43,514,239	\$ 39,109,671
Net OPEB asset	1,731,489	2,299,631
Capital assets, net	<u>37,632,242</u>	<u>38,770,697</u>
Total assets	<u>82,877,970</u>	<u>80,179,999</u>
<b><u>Deferred Outflows of Resources</u></b>		
Unamortized deferred charges on debt refunding	50,624	76,882
Pension	5,340,168	6,187,109
OPEB	<u>883,956</u>	<u>492,377</u>
Total deferred outflows of resources	<u>6,274,748</u>	<u>6,756,368</u>
<b><u>Liabilities</u></b>		
Current liabilities	3,818,975	3,738,153
Long-term liabilities:		
Due within one year	1,297,418	1,288,499
Due in more than one year:		
Net pension liability	23,442,175	23,850,971
Net OPEB liability	1,310,100	1,092,423
Other amounts	<u>9,955,777</u>	<u>10,885,163</u>
Total liabilities	<u>39,824,445</u>	<u>40,855,209</u>
<b><u>Deferred Inflows of Resources</u></b>		
Property taxes levied for next year	12,850,329	11,343,108
PILOTs levied for the next year	1,633,338	1,232,798
Pension	1,417,807	2,155,275
OPEB	<u>2,548,322</u>	<u>3,260,888</u>
Total deferred inflows of resources	<u>18,449,796</u>	<u>17,992,069</u>
<b><u>Net Position</u></b>		
Net investment in capital assets	27,794,789	27,877,941
Restricted	6,426,033	5,306,685
Unrestricted (deficit)	<u>(3,342,345)</u>	<u>(5,095,537)</u>
Total net position	<u>\$ 30,878,477</u>	<u>\$ 28,089,089</u>

The net pension liability is reported pursuant to Governmental Accounting Standards Board (GASB) Statement 68, "Accounting and Financial Reporting for Pensions—an Amendment of GASB Statement 27." The net other postemployment benefits (OPEB) liability/asset is reported pursuant to GASB Statement 75, "Accounting and Financial Reporting for Postemployment Benefits Other Than Pensions." For reasons discussed below, many end users of this financial statement will gain a clearer understanding of the District's actual financial condition by adding deferred inflows related to pension and OPEB, the net pension liability, and the net OPEB liability to the reported net position and subtracting deferred outflows related to pension and OPEB and the net OPEB asset.

**JONATHAN ALDER LOCAL SCHOOL DISTRICT  
MADISON COUNTY, OHIO**

**MANAGEMENT'S DISCUSSION AND ANALYSIS  
FOR THE FISCAL YEAR ENDED JUNE 30, 2024**

GASB standards are national and apply to all government financial reports prepared in accordance with generally accepted accounting principles. Prior accounting for pensions (GASB 27) and postemployment benefits (GASB 45) focused on a funding approach. This approach limited pension and OPEB costs to contributions annually required by law, which may or may not be sufficient to fully fund each plan's *net pension liability* or *net OPEB liability*. GASB 68 and GASB 75 take an earnings approach to pension and OPEB accounting; however, the nature of Ohio's statewide pension/OPEB plans and state law governing those systems requires additional explanation in order to properly understand the information presented in these statements.

GASB 68 and GASB 75 require the net pension liability and the net OPEB liability/asset to equal the District's proportionate share of each plan's collective:

1. Present value of estimated future pension/OPEB benefits attributable to active and inactive employees' past service.
2. Minus plan assets available to pay these benefits.

GASB notes that pension and OPEB obligations, whether funded or unfunded, are part of the "employment exchange" – that is, the employee is trading his or her labor in exchange for wages, benefits, and the promise of a future pension and other postemployment benefits. GASB noted that the unfunded portion of this promise is a present obligation of the government, part of a bargained-for benefit to the employee, and should accordingly be reported by the government as a liability since they received the benefit of the exchange. However, the District is not responsible for certain key factors affecting the balance of these liabilities. In Ohio, the employee shares the obligation of funding pension benefits with the employer. Both employer and employee contribution rates are capped by State statute. A change in these caps requires action of both Houses of the General Assembly and approval of the Governor. Benefit provisions are also determined by State statute. The Ohio Revised Code permits, but does not require, the retirement systems to provide healthcare to eligible benefit recipients. The retirement systems may allocate a portion of the employer contributions to provide for these OPEB benefits.

The employee enters the employment exchange with the knowledge that the employer's promise is limited not by contract but by law. The employer enters the exchange also knowing that there is a specific, legal limit to its contribution to the retirement system. In Ohio, there is no legal means to enforce the unfunded liability of the pension/OPEB plan as against the public employer. State law operates to mitigate/lessen the moral obligation of the public employer to the employee, because all parties enter the employment exchange with notice as to the law. The retirement system is responsible for the administration of the pension and OPEB plans.

Most long-term liabilities have set repayment schedules or, in the case of compensated absences (i.e. sick and vacation leave), are satisfied through paid time-off or termination payments. There is no repayment schedule for the net pension liability or the net OPEB liability. As explained above, changes in benefits, contribution rates, and return on investments affect the balance of these liabilities but are outside the control of the local government. In the event that contributions, investment returns, and other changes are insufficient to keep up with required payments, State statute does not assign/identify the responsible party for the unfunded portion. Due to the unique nature of how the net pension liability and the net OPEB liability are satisfied, these liabilities are separately identified within the long-term liability section of the statement of net position.

In accordance with GASB 68 and GASB 75, the District's statements prepared on an accrual basis of accounting include an annual pension expense and an annual OPEB expense for their proportionate share of each plan's *change* in net pension liability and net OPEB liability/asset, respectively, not accounted for as deferred inflows/outflows.

Over time, net position can serve as a useful indicator of a government's financial position. At June 30, 2024, the District's assets plus deferred outflows of resources exceeded liabilities plus deferred inflows of resources by \$30,878,477.

Current and other assets increased mainly due to an increase in equity in pooled cash and cash equivalents.

Deferred outflows related to pension decreased primarily due to changes in assumptions by the State Teachers Retirement System (STRS). See Note 12 for more detail.

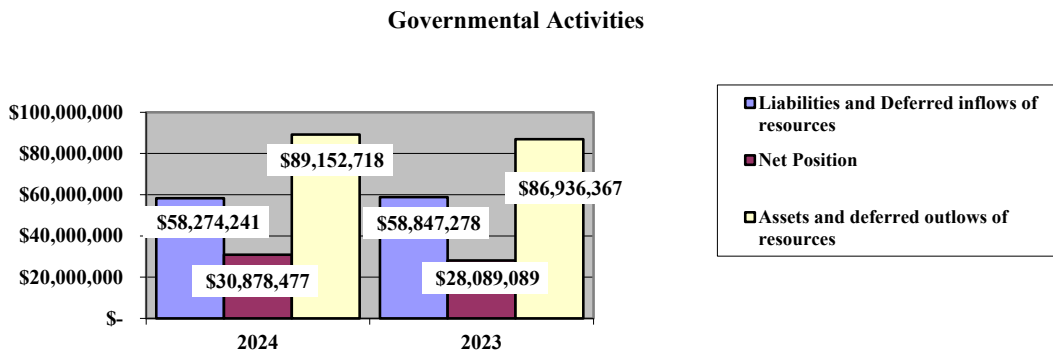
Total assets include a net OPEB asset reported by STRS. See Note 13 for more detail.

**JONATHAN ALDER LOCAL SCHOOL DISTRICT  
MADISON COUNTY, OHIO**

**MANAGEMENT'S DISCUSSION AND ANALYSIS  
FOR THE FISCAL YEAR ENDED JUNE 30, 2024**

Long-term liabilities decreased primarily due to the District making its required debt payments.

At fiscal year-end, capital assets represented 45.41% of total assets. Capital assets include land, land improvements, buildings and improvements, furniture and equipment, vehicles, and intangible right to use assets. Net investment in capital assets at June 30, 2024, was \$27,794,789. These capital assets are used to provide services to the students and are not available for future spending. Although the District's investment in capital assets is reported net of related debt, it should be noted that the resources to repay the debt must be provided from other sources, since capital assets may not be used to liquidate these liabilities. A portion of the District's net position, \$6,426,033, represents resources that are subject to external restriction on how they may be used. The remaining balance of unrestricted net position is a deficit of \$3,342,345. The graph below shows the District's assets, deferred outflows of resources, liabilities, deferred inflows of resources and net position at June 30, 2024 and June 30, 2023.



The table below shows the change in net position for fiscal year 2024 and 2023.

	Change in Net Position	
	Governmental Activities 2024	Governmental Activities 2023
<b><u>Revenues</u></b>		
Program revenues:		
Charges for services and sales	\$ 1,428,557	\$ 1,310,965
Operating grants and contributions	3,867,772	3,268,727
Capital grants and contributions	5,000	465,000
General revenues:		
Property taxes	12,728,386	8,868,674
Income taxes	6,201,122	5,900,403
Revenue in lieu of taxes	1,685,190	1,128,380
Grants and entitlements	9,608,364	9,133,448
Investment earnings	1,068,384	600,980
Other	261,239	98,430
Total revenues	<u>36,854,014</u>	<u>30,775,007</u>

(Continued)

**JONATHAN ALDER LOCAL SCHOOL DISTRICT  
MADISON COUNTY, OHIO**

**MANAGEMENT'S DISCUSSION AND ANALYSIS  
FOR THE FISCAL YEAR ENDED JUNE 30, 2024**

**Change in Net Position**

	Governmental Activities 2024	Governmental Activities 2023
<b><u>Expenses</u></b>		
Program expenses:		
Instruction:		
Regular	\$ 14,025,257	\$ 12,856,275
Special	3,407,149	2,388,036
Other	335,915	311,991
Support services:		
Pupil	2,655,771	2,361,569
Instructional staff	1,272,833	1,300,738
Board of education	107,882	189,926
Administration	2,364,028	2,133,022
Fiscal	819,567	790,266
Operations and maintenance	4,717,801	4,275,131
Pupil transportation	1,849,792	1,727,943
Operation of non-instructional services:		
Food service operations	1,309,525	1,308,732
Other non-instructional services	6,717	3,466
Extracurricular activities	979,498	792,012
Interest and fiscal charges	212,891	239,464
Total expenses	<u>34,064,626</u>	<u>30,678,571</u>
Change in net position	2,789,388	96,436
Net position at beginning of year	<u>28,089,089</u>	<u>27,992,653</u>
Net position at end of year	<u><u>\$ 30,878,477</u></u>	<u><u>\$ 28,089,089</u></u>

**Governmental Activities**

Net position of the District's governmental activities increased \$2,789,388. Total governmental expenses of \$34,064,626 were offset by program revenues of \$5,301,329 and general revenues of \$31,552,685. Program revenues supported 15.56% of the total governmental expenses.

The primary sources of revenue for governmental activities are derived from property taxes, income taxes and unrestricted grants and entitlements. These revenue sources represent 77.43% of total governmental revenue. During fiscal year 2024, total revenues increased \$6,079,007 or 19.75%. Operating grants and contributions increased as the District received more grant monies from the American Rescue Plan during fiscal year 2024. Property taxes increased due to fluctuations in the amount available for advance from the County Auditor. These amounts can vary based on when property tax bills are sent out. Amounts available for advance at June 30, 2024, June 30, 2023, and June 30, 2022 were \$738,615, \$1,075,079, and \$3,518,251, respectively. Payments in lieu of taxes increased as the District experienced increased payments on the TIF from Franklin County. Interest revenues increased due to increased interest rates on the District's investments. All other categories of revenue remained comparable to fiscal year 2023.

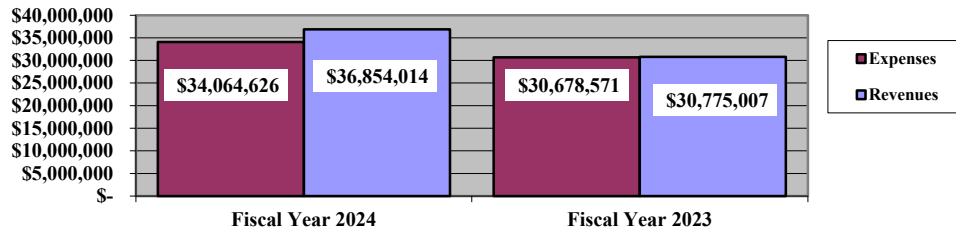
Overall, expenses of the governmental activities increased \$3,386,055 or 11.04%. This increase is primarily the result of an increase in regular expenses. Regular expense increased due to an increase in regular salaries and benefits. Special instruction expenses increased due to increased cost associated with providing instruction to students with special needs. Operations and maintenance expenses increased due to an increase in repair costs.

**JONATHAN ALDER LOCAL SCHOOL DISTRICT  
MADISON COUNTY, OHIO**

**MANAGEMENT'S DISCUSSION AND ANALYSIS  
FOR THE FISCAL YEAR ENDED JUNE 30, 2024**

The graph below presents the District's governmental activities revenue and expenses for fiscal year 2024 and 2023.

**Governmental Activities - Revenues and Expenses**



The statement of activities shows the cost of program services and the charges for services and grants offsetting those services. The following table shows, for governmental activities, the total cost of services and the net cost of services. That is, it identifies the cost of these services supported by tax revenue and unrestricted State grants and entitlements.

**Governmental Activities**

	Total Cost of Services 2024	Net Cost of Services 2024	Total Cost of Services 2023	Net Cost of Services 2023
<b>Program expenses</b>				
Instruction:				
Regular	\$ 14,025,257	\$ 12,465,454	\$ 12,856,275	\$ 11,658,118
Special	3,407,149	1,809,253	2,388,036	1,153,613
Vocational	-	(460)	-	(613)
Other	335,915	335,915	311,991	311,991
Support services:				
Pupil	2,655,771	2,155,885	2,361,569	1,975,688
Instructional staff	1,272,833	1,171,473	1,300,738	1,082,275
Board of education	107,882	107,882	189,926	189,926
Administration	2,364,028	2,222,079	2,133,022	2,133,022
Fiscal	819,567	819,567	790,266	790,266
Operations and maintenance	4,717,801	4,694,949	4,275,131	3,863,055
Pupil transportation	1,849,792	1,798,843	1,727,943	1,698,569
Operation of non-instructional services:				
Food service operations	1,309,525	302,820	1,308,732	37,214
Other non-instructional services	6,717	41	3,466	37
Extracurricular activities	979,498	666,705	792,012	501,254
Interest and fiscal charges	212,891	212,891	239,464	239,464
<b>Total expenses</b>	<b>\$ 34,064,626</b>	<b>\$ 28,763,297</b>	<b>\$ 30,678,571</b>	<b>\$ 25,633,879</b>

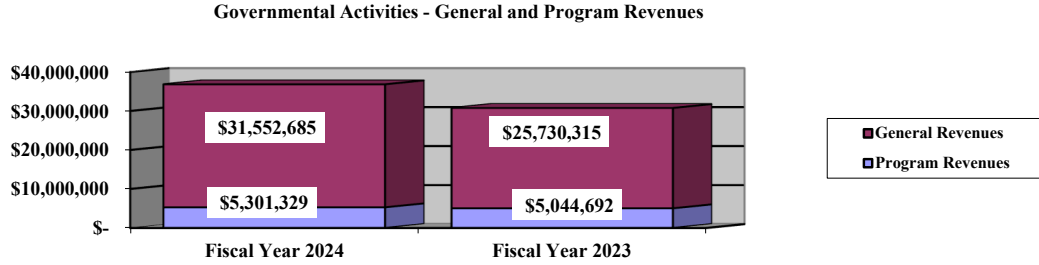
The dependence upon tax and other general revenues for governmental activities is apparent, as 82.23% of instruction activities are supported through taxes and other general revenues. For all governmental activities, general revenue support is 84.44%.



**JONATHAN ALDER LOCAL SCHOOL DISTRICT  
MADISON COUNTY, OHIO**

**MANAGEMENT'S DISCUSSION AND ANALYSIS  
FOR THE FISCAL YEAR ENDED JUNE 30, 2024**

The graph below presents the District's governmental activities revenue for fiscal year 2024 and 2023.



**The District's Funds**

The District's governmental funds reported a combined fund balance of \$22,982,604 which is higher than last year's total of \$20,095,590. The schedule below indicates the fund balance and the total change in fund balance as of June 30, 2024 and 2023.

	<u>Fund Balance</u> <u>June 30, 2024</u>	<u>Fund Balance</u> <u>June 30, 2023</u>	<u>Change</u>	<u>Percentage</u> <u>Change</u>
General	\$ 15,104,314	\$ 13,830,350	\$ 1,273,964	9.21 %
Bond retirement	3,232,386	3,048,984	183,402	6.02 %
Other governmental	<u>4,645,904</u>	<u>3,216,256</u>	<u>1,429,648</u>	44.45 %
Total	<u>\$ 22,982,604</u>	<u>\$ 20,095,590</u>	<u>\$ 2,887,014</u>	14.37 %

THIS SPACE INTENTIONALLY LEFT BLANK

**JONATHAN ALDER LOCAL SCHOOL DISTRICT  
MADISON COUNTY, OHIO**

**MANAGEMENT'S DISCUSSION AND ANALYSIS  
FOR THE FISCAL YEAR ENDED JUNE 30, 2024**

***General Fund***

The District's general fund balance increased \$1,273,964. The table that follows assists in illustrating the financial activities and fund balance of the general fund.

	2024 Amount	2023 Amount	Increase (Decrease)	Percentage Change
<b><u>Revenues</u></b>				
Property taxes	\$ 10,799,266	\$ 7,514,473	\$ 3,284,793	43.71 %
Income taxes	6,176,460	5,800,302	376,158	6.49 %
Revenue in lieu of taxes	1,685,190	1,128,380	556,810	49.35 %
Tuition	606,598	377,059	229,539	60.88 %
Earnings on investments	1,068,384	600,980	467,404	77.77 %
Intergovernmental	10,428,153	9,924,522	503,631	5.07 %
Other revenues	348,988	190,945	158,043	82.77 %
Total	<u>\$ 31,113,039</u>	<u>\$ 25,536,661</u>	<u>\$ 5,576,378</u>	21.84 %
<b><u>Expenditures</u></b>				
Instruction	\$ 15,481,754	\$ 13,660,764	\$ 1,820,990	13.33 %
Support services	11,683,462	10,832,155	851,307	7.86 %
Non-instructional services	6,582	-	6,582	100.00 %
Extracurricular activities	625,253	460,555	164,698	35.76 %
Capital outlay	165,899	-	165,899	100.00 %
Debt service	32,824	36,116	(3,292)	(9.12) %
Total	<u>\$ 27,995,774</u>	<u>\$ 24,989,590</u>	<u>\$ 3,006,184</u>	12.03 %

Revenues of the District's general fund increased \$5,576,378 or 21.84% from the prior fiscal year. Property taxes increased due to fluctuations in the amount available for advance from the County Auditor. These amounts can vary based on when property tax bills are sent out. Amounts available for advance at June 30, 2024, June 30, 2023, and June 30, 2022 were \$638,611, \$892,261, and \$2,913,830. Income taxes increased as wages continued to increase. Earnings on investments increased due to increased interest rates on the District's investments. Revenue in lieu of taxes increased due to receiving larger payments related to a Franklin County TIF. Tuition revenues increased due to increased open enrollment. Intergovernmental revenues increased due to the District receiving more money from the State of Ohio in the form of foundation payments. Other revenues increased due to increased reimbursements.

Overall expenditures increased \$3,006,184 or 12.03%. Instruction expenditures increased primarily due to increased regular instruction as a result of normal wage and benefit increases. Support services expenditures increased primarily in the areas of pupil and operations and maintenance expenditures. All other expenditures remained comparable to the prior fiscal year or were insignificant in amount.

***Bond Retirement Fund***

The bond retirement fund had revenues of \$1,620,716 and expenditures of \$1,437,314. The bond retirement fund balance increased \$183,402 from a balance of \$3,048,984 to a balance of \$3,232,386.

**JONATHAN ALDER LOCAL SCHOOL DISTRICT  
MADISON COUNTY, OHIO**

**MANAGEMENT'S DISCUSSION AND ANALYSIS  
FOR THE FISCAL YEAR ENDED JUNE 30, 2024**

***General Fund Budgeting Highlights***

The District's budget is prepared according to Ohio law and is based on accounting for certain transactions on a basis of cash receipts, disbursements and encumbrances. The most significant budgeted fund is the general fund.

During the course of fiscal year 2024, the District amended its general fund budget several times. For the general fund, original budgeted revenues and other financing sources of \$26,958,012 were increased to \$29,584,378 for the final budget. The primary areas of increase from the original budget to the final budget were in the areas of property taxes and income taxes. Actual revenues and other financing sources for fiscal year 2024 were \$30,984,143. This represents a \$1,399,765 increase from final budgeted revenues.

General fund original appropriations (appropriated expenditures and other financing uses) of \$27,451,501 were increased to \$31,117,409 in the final appropriations. The actual budget basis expenditures for fiscal year 2024 totaled \$30,279,617, which was \$837,792 less than the final budget appropriations.

**Capital Assets and Debt Administration**

***Capital Assets***

At the end of fiscal year 2024, the District had \$37,632,242 invested in land, land improvements, buildings and improvements, furniture and equipment, and vehicles. This entire amount is reported in governmental activities. The following table shows fiscal year 2024 balances compared to 2023.

**Capital Assets at June 30  
(Net of Depreciation)**

	Governmental Activities	
	2024	2023
Land	\$ 1,142,705	\$ 1,142,705
Land improvements	758,223	970,687
Building and improvements	34,425,392	35,754,223
Furniture and equipment	509,300	395,702
Vehicles	654,553	501,573
Intangible right to use assets	142,069	5,807
Total	<u>\$ 37,632,242</u>	<u>\$ 38,770,697</u>

The overall decrease in capital assets of \$1,138,455 is due to capital outlays of \$864,848 being exceeded by depreciation/amortization expense of \$1,866,894 and \$136,409 in disposals net of accumulated depreciation/amortization in the fiscal year. See Note 9 to the basic financial statements for additional information on the District's capital assets.

**JONATHAN ALDER LOCAL SCHOOL DISTRICT  
MADISON COUNTY, OHIO**

**MANAGEMENT'S DISCUSSION AND ANALYSIS  
FOR THE FISCAL YEAR ENDED JUNE 30, 2024**

***Debt Administration***

At June 30, 2024, the District had \$9,535,000 in general obligation bonds and \$143,953 in leases. Of this total, \$1,190,337 is due within one year and \$8,488,616 is due in greater than one year. The following table summarizes the bonds and lease outstanding.

**Outstanding Debt, at Year End**

	Governmental Activities <u>2024</u>	Governmental Activities <u>2023</u>
General obligation bonds	\$ 9,535,000	\$ 10,670,000
Lease payable	<u>143,953</u>	<u>6,029</u>
Total	<u>\$ 9,678,953</u>	<u>\$ 10,676,029</u>

See Note 10 to the basic financial statements for additional information on the District's debt administration.

**Current Financial Related Activities**

The financial health of the Jonathan Alder Local School District continues to be stable overall for FY24 and beyond. The local economy continues to be strong with planned housing developments and commercial development continuing. Property tax and income tax growth continue to provide revenues for operations and financial stability. A strong cash reserve remains in place for longer term stability. A 0.75% earned income tax operating levy will be up for renewal in 2026. No other operating levies are planned or projected at this time. As with all local public-school districts, the funding mechanism in place does not provide assurances over time and is always susceptible to changes in State of Ohio initiatives, mandates, and financial health.

**Contacting the District's Financial Management**

This financial report is designed to provide our citizens, taxpayers, investors and creditors with a general overview of the District's finances and to show the District's accountability for the money it receives. If you have questions about this report or need additional information, contact Mr. Mark Ingles, Treasurer/CFO, Jonathan Alder Local School District, 9200 US Route 42 South, Plain City, Ohio 43034.

**JONATHAN ALDER LOCAL SCHOOL DISTRICT  
MADISON COUNTY, OHIO**

STATEMENT OF NET POSITION  
JUNE 30, 2024

	<b>Governmental Activities</b>
<b>Assets:</b>	
Equity in pooled cash and cash equivalents	\$ 25,019,710
Receivables:	
Property taxes	13,846,983
Income taxes	2,601,829
Payment in lieu of taxes	1,633,338
Accounts	6,463
Accrued interest	54,198
Intergovernmental	313,290
Prepayments	23,665
Inventory held for resale	14,763
Net OPEB asset	1,731,489
Capital assets:	
Nondepreciable capital assets	1,142,705
Depreciable capital assets, net	36,489,537
Capital assets, net	37,632,242
Total assets	82,877,970
<b>Deferred outflows of resources:</b>	
Unamortized deferred charges on debt refunding	50,624
Pension	5,340,168
OPEB	883,956
Total deferred outflows of resources	6,274,748
<b>Liabilities:</b>	
Accounts payable	343,683
Accrued wages and benefits payable	2,745,368
Compensated absences payable	6,582
Intergovernmental payable	136,364
Pension and postemployment benefits payable	525,203
Accrued interest payable	21,485
Claims payable	40,290
Long-term liabilities:	
Due within one year	1,297,418
Due in more than one year:	
Net pension liability	23,442,175
Net OPEB liability	1,310,100
Other amounts due in more than one year	9,955,777
Total liabilities	39,824,445
<b>Deferred inflows of resources:</b>	
Property taxes levied for the next fiscal year	12,850,329
Payment in lieu of taxes levied for the next fiscal year	1,633,338
Pension	1,417,807
OPEB	2,548,322
Total deferred inflows of resources	18,449,796
<b>Net position:</b>	
Net investment in capital assets	27,794,789
Restricted for:	
Capital projects	106,901
OPEB	1,731,489
Classroom facilities maintenance	258,380
Debt service	3,232,386
State funded programs	47,486
Federally funded programs	92,867
Food service operations	614,684
Student activities	264,259
Other purposes	77,581
Unrestricted (deficit)	(3,342,345)
Total net position	\$ 30,878,477

SEE ACCOMPANYING NOTES TO THE BASIC FINANCIAL STATEMENTS

**JONATHAN ALDER LOCAL SCHOOL DISTRICT  
MADISON COUNTY, OHIO**

STATEMENT OF ACTIVITIES  
FOR THE FISCAL YEAR ENDED JUNE 30, 2024

						Net (Expense) Revenue and Changes in Net Position
	Expenses	Charges for Services and Sales	Program Revenues Operating Grants and Contributions	Capital Grants and Contributions		Governmental Activities
<b>Governmental activities:</b>						
Instruction:						
Regular	\$ 14,025,257	\$ 339,459	\$ 1,220,344	\$ -	\$	(12,465,454)
Special	3,407,149	272,409	1,325,487	-		(1,809,253)
Vocational	-	-	460	-		460
Other	335,915	-	-	-		(335,915)
Support services:						
Pupil	2,655,771	81,759	418,127	-		(2,155,885)
Instructional staff	1,272,833	4,901	96,459	-		(1,171,473)
Board of education	107,882	-	-	-		(107,882)
Administration	2,364,028	-	141,949	-		(2,222,079)
Fiscal	819,567	-	-	-		(819,567)
Operations and maintenance	4,717,801	160	22,692	-		(4,694,949)
Pupil transportation	1,849,792	-	50,949	-		(1,798,843)
Operation of non-instructional services:						
Food service operations	1,309,525	504,403	502,302	-		(302,820)
Other non-instructional services	6,717	-	6,676	-		(41)
Extracurricular activities	979,498	225,466	82,327	5,000		(666,705)
Interest and fiscal charges	212,891	-	-	-		(212,891)
Totals	<u>\$ 34,064,626</u>	<u>\$ 1,428,557</u>	<u>\$ 3,867,772</u>	<u>\$ 5,000</u>		<u>(28,763,297)</u>
			<b>General revenues:</b>			
			Property taxes levied for:			
			General purposes			10,864,191
			Debt service			1,428,679
			Capital outlay			296,260
			Classroom facilities maintenance			139,256
			Payments in lieu of taxes			1,685,190
			Income taxes levied for:			
			General purposes			6,201,122
			Grants and entitlements not restricted to specific programs			9,608,364
			Investment earnings			1,068,384
			Miscellaneous			261,239
			Total general revenues			<u>31,552,685</u>
			Change in net position			2,789,388
			<b>Net position at beginning of year</b>			<u>28,089,089</u>
			<b>Net position at end of year</b>			<u>\$ 30,878,477</u>

SEE ACCOMPANYING NOTES TO THE BASIC FINANCIAL STATEMENTS

**JONATHAN ALDER LOCAL SCHOOL DISTRICT  
MADISON COUNTY, OHIO**

BALANCE SHEET  
GOVERNMENTAL FUNDS  
JUNE 30, 2024

	General	Bond Retirement	Nonmajor Governmental Funds	Total Governmental Funds
<b>Assets:</b>				
Equity in pooled cash and cash equivalents	\$ 15,612,848	\$ 3,157,114	\$ 4,794,944	\$ 23,564,906
Receivables:				
Property taxes	12,361,253	1,128,689	357,041	13,846,983
Income taxes	2,601,829	-	-	2,601,829
Payment in lieu of taxes	1,633,338	-	-	1,633,338
Accounts	6,463	-	-	6,463
Accrued interest	54,198	-	-	54,198
Interfund loans	56,887	-	-	56,887
Intergovernmental	54,831	-	258,459	313,290
Prepayments	23,306	-	359	23,665
Inventory held for resale	-	-	14,763	14,763
Total assets	<u>\$ 32,404,953</u>	<u>\$ 4,285,803</u>	<u>\$ 5,425,566</u>	<u>\$ 42,116,322</u>
<b>Liabilities:</b>				
Accounts payable	\$ 142,088	\$ -	\$ 201,595	\$ 343,683
Accrued wages and benefits payable	2,615,515	-	129,853	2,745,368
Compensated absences payable	13,164	-	-	13,164
Intergovernmental payable	134,663	-	1,701	136,364
Pension and postemployment benefits payable	497,571	-	27,632	525,203
Interfund loans payable	-	-	56,887	56,887
Total liabilities	<u>3,403,001</u>	<u>-</u>	<u>417,668</u>	<u>3,820,669</u>
<b>Deferred inflows of resources:</b>				
Property taxes levied for the next fiscal year	11,500,471	1,026,244	323,614	12,850,329
Payment in lieu of taxes levied for the next fiscal year	1,633,338	-	-	1,633,338
Delinquent property tax revenue not available	222,171	27,173	8,695	258,039
Income tax revenue not available	486,827	-	-	486,827
Intergovernmental revenue not available	54,831	-	29,685	84,516
Total deferred inflows of resources	<u>13,897,638</u>	<u>1,053,417</u>	<u>361,994</u>	<u>15,313,049</u>
<b>Fund balances:</b>				
Nonspendable:				
Prepays	23,306	-	359	23,665
Restricted:				
Debt service	-	3,232,386	-	3,232,386
Capital improvements	-	-	106,901	106,901
Classroom facilities maintenance	-	-	258,380	258,380
Food service operations	-	-	626,763	626,763
State funded programs	-	-	47,486	47,486
Federally funded programs	-	-	88,001	88,001
Extracurricular	-	-	264,259	264,259
Other purposes	-	-	77,581	77,581
Committed:				
Termination benefits	493,418	-	-	493,418
Underground storage tank	11,000	-	-	11,000
Assigned:				
Student instruction	17,780	-	-	17,780
Student and staff support	379,695	-	-	379,695
Capital improvements	-	-	3,207,271	3,207,271
Unassigned (deficit)	<u>14,179,115</u>	<u>-</u>	<u>(31,097)</u>	<u>14,148,018</u>
Total fund balances	<u>15,104,314</u>	<u>3,232,386</u>	<u>4,645,904</u>	<u>22,982,604</u>
Total liabilities, deferred inflows and fund balances	<u>\$ 32,404,953</u>	<u>\$ 4,285,803</u>	<u>\$ 5,425,566</u>	<u>\$ 42,116,322</u>

SEE ACCOMPANYING NOTES TO THE BASIC FINANCIAL STATEMENTS

**JONATHAN ALDER LOCAL SCHOOL DISTRICT  
MADISON COUNTY, OHIO**

RECONCILIATION OF TOTAL GOVERNMENTAL FUND BALANCES TO  
NET POSITION OF GOVERNMENTAL ACTIVITIES  
JUNE 30, 2024

<b>Total governmental fund balances</b>		\$ 22,982,604
<i>Amounts reported for governmental activities on the statement of net position are different because:</i>		
Capital assets used in governmental activities are not financial resources and therefore are not reported in the funds.		37,632,242
Other long-term assets are not available to pay for current-period expenditures and therefore are deferred inflows in the funds.		
Property taxes receivable	\$ 258,039	
Income taxes receivable	486,827	
Intergovernmental receivable	84,516	
Total	<u>829,382</u>	829,382
An internal service fund is used by management to charge the costs of insurance to individual funds. The assets and liabilities of the internal service fund are included in governmental activities on the statement of net position.		1,414,514
Unamortized premiums on bonds issued are not recognized in the funds.		(209,124)
Unamortized amounts on refundings are not recognized in the funds.		50,624
Accrued interest payable is not due and payable in the current period and therefore is not reported in the funds.		(21,485)
The net pension/OPEB assets & liabilities are not due and payable in the current period; therefore, the assets, liabilities and related deferred inflows/outflows are not reported in governmental funds.		
Deferred outflows - pension	5,340,168	
Deferred inflows - pension	(1,417,807)	
Net pension liability	(23,442,175)	
Deferred outflows - OPEB	883,956	
Deferred inflows - OPEB	(2,548,322)	
Net OPEB asset	1,731,489	
Net OPEB liability	(1,310,100)	
Total	<u>(20,762,791)</u>	(20,762,791)
Long-term liabilities, including bonds payable, are not due and payable in the current period and therefore are not reported in the funds.		
General obligation bonds	(9,535,000)	
Lease payable	(143,953)	
Compensated absences	(1,358,536)	
Total	<u>(11,037,489)</u>	(11,037,489)
<b>Net position of governmental activities</b>		<u><u>\$ 30,878,477</u></u>

SEE ACCOMPANYING NOTES TO THE BASIC FINANCIAL STATEMENTS



**JONATHAN ALDER LOCAL SCHOOL DISTRICT  
MADISON COUNTY, OHIO**

STATEMENT OF REVENUES, EXPENDITURES AND CHANGES IN FUND BALANCES  
GOVERNMENTAL FUNDS  
FOR THE FISCAL YEAR ENDED JUNE 30, 2024

	General	Bond Retirement	Nonmajor Governmental Funds	Total Governmental Funds
<b>Revenues:</b>				
Property taxes	\$ 10,799,266	\$ 1,426,269	\$ 433,665	\$ 12,659,200
Income taxes	6,176,460	-	-	6,176,460
Intergovernmental	10,428,153	190,106	2,761,462	13,379,721
Investment earnings	1,068,384	-	-	1,068,384
Tuition and fees	606,598	-	-	606,598
Extracurricular	86,660	-	225,466	312,126
Rental income	160	-	-	160
Charges for services	5,270	-	504,403	509,673
Contributions and donations	500	-	55,386	55,886
Payment in lieu of taxes	1,685,190	-	-	1,685,190
Miscellaneous	256,398	4,341	35,474	296,213
Total revenues	<u>31,113,039</u>	<u>1,620,716</u>	<u>4,015,856</u>	<u>36,749,611</u>
<b>Expenditures:</b>				
Current:				
Instruction:				
Regular	12,299,908	-	1,194,642	13,494,550
Special	2,846,812	-	513,065	3,359,877
Other	335,034	-	-	335,034
Support services:				
Pupil	2,410,854	-	186,512	2,597,366
Instructional staff	1,064,134	-	96,825	1,160,959
Board of education	108,150	-	-	108,150
Administration	2,197,109	-	178,543	2,375,652
Fiscal	776,681	33,614	8,658	818,953
Operations and maintenance	3,415,447	-	609,788	4,025,235
Pupil transportation	1,711,087	-	304,593	2,015,680
Operation of non-instructional services:				
Food service operations	6,582	-	1,096,917	1,103,499
Other non-instructional services	-	-	6,717	6,717
Extracurricular activities	625,253	-	278,304	903,557
Facilities acquisition and construction	-	-	120,844	120,844
Capital outlay	165,899	-	-	165,899
Debt service:				
Principal retirement	27,975	1,135,000	-	1,162,975
Interest and fiscal charges	4,849	268,700	-	273,549
Total expenditures	<u>27,995,774</u>	<u>1,437,314</u>	<u>4,595,408</u>	<u>34,028,496</u>
Excess of revenues over (under) expenditures	<u>3,117,265</u>	<u>183,402</u>	<u>(579,552)</u>	<u>2,721,115</u>
<b>Other financing sources (uses):</b>				
Transfers in	-	-	2,119,104	2,119,104
Transfers (out)	(2,009,200)	-	(109,904)	(2,119,104)
Lease transaction	165,899	-	-	165,899
Total other financing sources (uses)	<u>(1,843,301)</u>	<u>-</u>	<u>2,009,200</u>	<u>165,899</u>
Net change in fund balances	1,273,964	183,402	1,429,648	2,887,014
<b>Fund balances at beginning of year</b>	13,830,350	3,048,984	3,216,256	20,095,590
<b>Fund balances at end of year</b>	<u>\$ 15,104,314</u>	<u>\$ 3,232,386</u>	<u>\$ 4,645,904</u>	<u>\$ 22,982,604</u>

SEE ACCOMPANYING NOTES TO THE BASIC FINANCIAL STATEMENTS

**JONATHAN ALDER LOCAL SCHOOL DISTRICT  
MADISON COUNTY, OHIO**

RECONCILIATION OF THE STATEMENT OF REVENUES, EXPENDITURES  
AND CHANGES IN FUND BALANCES OF GOVERNMENTAL FUNDS  
TO THE STATEMENT OF ACTIVITIES  
FOR THE FISCAL YEAR ENDED JUNE 30, 2024

<b>Net change in fund balances - total governmental funds</b>	<b>\$</b>	<b>2,887,014</b>
<i>Amounts reported for governmental activities in the statement of activities are different because:</i>		
Governmental funds report capital outlays as expenditures. However, in the statement of activities, the cost of those assets is allocated over their estimated useful lives as depreciation/amortization expense.		
Capital asset additions	\$ 864,848	
Current year depreciation/amortization	<u>(1,866,894)</u>	
Total		(1,002,046)
The net effect of various miscellaneous transactions involving capital assets (i.e., sales, disposals, trade-ins, and donations) is to decrease net position.		(136,409)
Revenues in the statement of activities that do not provide current financial resources are not reported as revenues in the funds.		
Property taxes	69,186	
Income taxes	24,662	
Intergovernmental	<u>10,555</u>	
Total		104,403
Repayment of bond and lease principal is an expenditure in the governmental funds, but the repayment reduces long-term liabilities on the statement of net position.		1,162,975
Inception of lease are recorded as other financing source in the funds; however, in the statement of activities, they are not reported as revenues as they increase liabilities on the statement of net position.		(165,899)
In the statement of activities, interest is accrued on outstanding bonds, whereas in governmental funds, an interest expenditure is reported when due. The following items resulted in additional interest being reported in the statement of activities:		
Decrease in accrued interest payable	2,431	
Amortization of bond premiums	84,485	
Amortization of deferred charges	<u>(26,258)</u>	
Total		60,658
Contractually required contributions are reported as expenditures in governmental funds; however, the statement of net position reports these amounts as deferred outflows.		
Pension	2,456,520	
OPEB	<u>63,208</u>	
Total		2,519,728
Except for amounts reported as deferred inflows/outflows, changes in the net pension/OPEB liability/asset are reported as pension/OPEB expense in the statement of activities.		
Pension	(2,157,197)	
OPEB	<u>255,118</u>	
Total		(1,902,079)
Some expenses reported in the statement of activities, such as compensated absences, do not require the use of current financial resources and therefore are not reported as expenditures in governmental funds.		(209,188)
An internal service fund used by management to charge the costs of insurance to individual funds is not reported in the district-wide statement of activities. Governmental fund expenditures and the related internal service fund revenues are eliminated. The net revenue (expense) of the internal service fund is allocated among the governmental activities.		<u>(529,769)</u>
<b>Change in net position of governmental activities</b>	<b>\$</b>	<b>2,789,388</b>

SEE ACCOMPANYING NOTES TO THE BASIC FINANCIAL STATEMENTS

**JONATHAN ALDER LOCAL SCHOOL DISTRICT  
MADISON COUNTY, OHIO**

STATEMENT OF NET POSITION  
PROPRIETARY FUND  
JUNE 30, 2024

	<b>Governmental Activities - Internal Service Fund</b>
	<hr/>
<b>Assets:</b>	
Equity in pooled cash and cash equivalents	<hr/> \$ 1,454,804 <hr/>
<b>Liabilities:</b>	
Claims payable	<hr/> 40,290
Total liabilities	<hr/> 40,290 <hr/>
<b>Net position:</b>	
Unrestricted	<hr/> \$ 1,414,514 <hr/>

SEE ACCOMPANYING NOTES TO THE BASIC FINANCIAL STATEMENTS

**JONATHAN ALDER LOCAL SCHOOL DISTRICT  
MADISON COUNTY, OHIO**

STATEMENT OF REVENUES, EXPENSES AND  
CHANGES IN NET POSITION  
PROPRIETARY FUND  
FOR THE FISCAL YEAR ENDED JUNE 30, 2024

	<b>Governmental Activities - Internal Service Fund</b>
<b>Operating revenues:</b>	
Charges for services	\$ 2,014,380
<b>Operating expenses:</b>	
Purchased services	709,849
Claims	1,834,300
Total operating expenses	2,544,149
Operating loss / change in net position	(529,769)
<b>Net position at beginning of year</b>	1,944,283
<b>Net position at end of year</b>	\$ 1,414,514

SEE ACCOMPANYING NOTES TO THE BASIC FINANCIAL STATEMENTS

**JONATHAN ALDER LOCAL SCHOOL DISTRICT  
MADISON COUNTY, OHIO**

STATEMENT OF CASH FLOWS  
PROPRIETARY FUND  
FOR THE FISCAL YEAR ENDED JUNE 30, 2024

	<b>Governmental Activities - Internal Service Fund</b>
<b>Cash flows from operating activities:</b>	
Cash received from charges for services	\$ 2,014,380
Cash payments for purchased services	(771,759)
Cash payments for claims	<u>(2,041,658)</u>
Net cash used in operating activities	<u>(799,037)</u>
Net decrease in cash and cash equivalents	(799,037)
<b>Cash and cash equivalents at beginning of year</b>	<u>2,253,841</u>
<b>Cash and cash equivalents at end of year</b>	<u><u>\$ 1,454,804</u></u>
<b>Reconciliation of operating loss to net cash used in operating activities:</b>	
Operating loss	\$ (529,769)
Changes in assets and liabilities:	
(Decrease) in accounts payable	(61,910)
(Decrease) in claims payable	<u>(207,358)</u>
Net cash used in operating activities	<u><u>\$ (799,037)</u></u>

SEE ACCOMPANYING NOTES TO THE BASIC FINANCIAL STATEMENTS

THIS PAGE IS INTENTIONALLY LEFT BLANK

**JONATHAN ALDER LOCAL SCHOOL DISTRICT  
MADISON COUNTY, OHIO**

**NOTES TO THE BASIC FINANCIAL STATEMENTS  
FOR THE FISCAL YEAR ENDED JUNE 30, 2024**

**NOTE 1 - DESCRIPTION OF THE SCHOOL DISTRICT**

The Jonathan Alder Local School District (the “District”) is a body politic and corporate established for the purpose of exercising the rights and privileges conveyed to it by the constitution and laws of the State of Ohio. The District is a local school district as defined by Section 3311.03 of the Ohio Revised Code. The District operates under an elected Board of Education (5 members) and is responsible for the provision of public education to residents of the District.

It is staffed by 87 non-certified employees and 173 certified full-time teaching personnel who provide services to 2,263 students and other community members. The District currently operates five instructional buildings and a bus garage.

**NOTE 2 - SUMMARY OF SIGNIFICANT ACCOUNTING POLICIES**

The basic financial statements of the District have been prepared in conformity with accounting principles generally accepted in the United States of America (GAAP) as applied to governmental units. The Governmental Accounting Standards Board (GASB) is the accepted standard-setting body for establishing governmental accounting and financial reporting principles. The District’s significant accounting policies are described below.

**A. Reporting Entity**

The reporting entity has been defined in accordance with GASB Statement No. 14, “The Financial Reporting Entity” as amended by GASB Statement No. 39, “Determining Whether Certain Organizations Are Component Units” and GASB Statement No. 61, “The Financial Reporting Entity: Omnibus an amendment of GASB Statements No. 14 and No. 34”. The reporting entity is composed of the primary government and component units. The primary government consists of all funds, departments, boards and agencies that are not legally separate from the District. For the District, this includes general operations, food service, and student related activities of the District.

Component units are legally separate organizations for which the District is financially accountable. The District is financially accountable for an organization if the District appoints a voting majority of the organization’s Governing Board and (1) the District is able to significantly influence the programs or services performed or provided by the organization; or (2) the District is legally entitled to or can otherwise access the organization’s resources; or (3) the District is legally obligated or has otherwise assumed the responsibility to finance the deficits of, or provide financial support to, the organization; or (4) the District is obligated for the debt of the organization. Component units may also include organizations that are fiscally dependent on the District in that the District approves the budget, the issuance of debt or the levying of taxes. Certain organizations are also included as component units if the nature and significance of the relationship between the primary government and the organization is such that exclusion by the primary government would render the primary government’s financial statements incomplete or misleading. Based upon the application of these criteria, the District has no component units. The basic financial statements of the reporting entity include only those of the District (the primary government).

**JONATHAN ALDER LOCAL SCHOOL DISTRICT  
MADISON COUNTY, OHIO**

**NOTES TO THE BASIC FINANCIAL STATEMENTS  
FOR THE FISCAL YEAR ENDED JUNE 30, 2024**

**NOTE 2 - SUMMARY OF SIGNIFICANT ACCOUNTING POLICIES - (Continued)**

The following organizations are described due to their relationship to the District:

*JOINTLY GOVERNED ORGANIZATIONS*

Metropolitan Educational Technology Association (META) Solutions

The District is a participant in META Solutions which is a computer consortium that resulted from the mergers between Tri-Rivers Educational Computer Association (TRECA), Metropolitan Educational Council (MEC), Metropolitan Dayton Educational Cooperative Association (MDECA), Southeastern Ohio Valley Voluntary Education Cooperative (SEOVEC), and South Central Ohio Computer Association (SCOCA). META Solutions develops, implements and supports the technology and instructional needs of schools in a cost-effective manner. META Solutions provides instructional, core, technology and purchasing services for its member districts. The Board of Directors consists of the Superintendents from eleven of the member districts. Financial information can be obtained from Ashley Widby, who serves as Chief Financial Officer, 100 Executive Drive, Marion, Ohio 43302.

Tolles Career and Technical Center

The Tolles Career and Technical Center is a distinct political subdivision of the State of Ohio operated under the direction of a board consisting of one representative from each of the seven participating school districts' elected boards, which possesses its own budgeting and taxing authority. To obtain financial information, write to the Tolles Career and Technical Center, Tammy Woods, Treasurer, at 7877 U.S. Highway 42 South, Plain City, Ohio 43064.

*INSURANCE PURCHASING POOL*

Ohio School Plan

The Ohio School Plan (the "Plan") is a shared liability, property and fleet insurance risk pool which is governed by a Board of thirteen school superintendents, business managers and treasurers. Harcum-Schuett, the insurance agency, has one board seat. OSBA, BASA and OASBO executive directors serve as ex-officio members. 450 educational entities are served by the Plan. The Plan's board elects officers for one year terms to serve as the Board of Directors. The assembly exercises control over the operation of the plan. All Plan revenues are generated from charges for services. For more information, write to the Ohio School Plan, Hylant Administrative Services, LLC., 811 Madison Avenue, P.O. Box 2083, Toledo, Ohio 43603.

**B. Fund Accounting**

The District uses funds to maintain its financial records during the year. A fund is defined as a fiscal and accounting entity with a self-balancing set of accounts. There are three categories of funds: governmental, proprietary and fiduciary.

*GOVERNMENTAL FUNDS*

Governmental funds are those through which most governmental functions typically are financed. Governmental fund reporting focuses on the sources, uses and balances of current financial resources. Expendable assets are assigned to the various governmental funds according to the purposes for which they may or must be used. Current liabilities are assigned to the fund from which they will be paid. The difference between governmental fund assets plus deferred outflows of resources and liabilities plus deferred inflows of resources is reported as fund balance. The following are the District's major governmental funds:

General Fund - The general fund is used to account for and report all financial resources not accounted for and reported in another fund. The general fund balance is available for any purpose provided it is expended or transferred according to the general laws of Ohio.

Bond Retirement Fund - The bond retirement fund is used to account for the accumulation of restricted resources and payment of general obligation bond and note principal, interest and related costs.



**JONATHAN ALDER LOCAL SCHOOL DISTRICT  
MADISON COUNTY, OHIO**

**NOTES TO THE BASIC FINANCIAL STATEMENTS  
FOR THE FISCAL YEAR ENDED JUNE 30, 2024**

**NOTE 2 - SUMMARY OF SIGNIFICANT ACCOUNTING POLICIES - (Continued)**

Other governmental funds of the District are used to account for:

*Nonmajor special revenue funds* - Special revenue funds are used to account for and report the proceeds of specific revenue sources that are restricted or committed to expenditure for specified purposes other than debt service or capital projects.

*Nonmajor capital projects funds* - Capital projects funds are used to account for and report financial resources that are restricted, committed, or assigned to expenditure for capital outlays, including the acquisition or construction of capital facilities and other capital assets.

***PROPRIETARY FUND***

Proprietary funds are used to account for the District's ongoing activities which are similar to those often found in the private sector. The District has no enterprise funds. The following is a description of the District's internal service fund:

*Internal Service Fund* - The internal service fund is used to account for the financing of goods or services provided by one department or agency to other departments or agencies of the District, or to other governments, on a cost-reimbursement basis. The District's only internal service fund accounts for a self-insurance program which provides medical and dental insurance to employees.

***FIDUCIARY FUNDS***

Fiduciary fund reporting focuses on net position and changes in net position. The fiduciary fund category is split into four classifications: pension trust funds, investment trust funds, private purpose trust funds and custodial funds. Trust funds are distinguished from custodial funds by the existence of a trust agreement or equivalent arrangements that have certain characteristics. The District has no trust funds. Custodial funds are used to report fiduciary activities that are not required to be reported in a trust fund. The District's only custodial fund accounts for monies held for and disbursed to the Ohio High School Athletic Association (OHSAA). For fiscal year 2024, the District's custodial fund had no activity.

**C. Basis of Presentation and Measurement Focus**

*Government-Wide Financial Statements* - The statement of net position and the statement of activities display information about the District as a whole. These statements include the financial activities of the primary government, except for fiduciary funds. Internal service fund operating activity is eliminated to avoid overstatement of revenues and expenses.

The government-wide statement of activities presents a comparison between direct expenses and program revenues for each function or program of the governmental activities of the District. Direct expenses are those that are specifically associated with a service, program or department and therefore clearly identifiable to a particular function. Program revenues include amounts paid by the recipient of goods or services offered by the program and grants and contributions that are restricted to meeting the operational or capital requirements of a particular program. Revenues not classified as program revenues are presented as general revenues of the District.

The government-wide financial statements are prepared using the economic resources measurement focus. All assets, deferred outflows of resources, liabilities, and deferred inflows of resources associated with the operation of the District are included on the statement of net position.

**JONATHAN ALDER LOCAL SCHOOL DISTRICT  
MADISON COUNTY, OHIO**

**NOTES TO THE BASIC FINANCIAL STATEMENTS  
FOR THE FISCAL YEAR ENDED JUNE 30, 2024**

**NOTE 2 - SUMMARY OF SIGNIFICANT ACCOUNTING POLICIES - (Continued)**

*Fund Financial Statements* - Fund financial statements report detailed information about the District. The focus of governmental fund financial statements is on major funds rather than reporting funds by type. Each major fund is presented in a separate column, and all nonmajor funds are aggregated into one column. The internal service fund is presented in a single column on the face of the proprietary fund statements. Fiduciary funds are reported by fund type.

All governmental funds are accounted for using a flow of current financial resources measurement focus. With this measurement focus, only current assets, current deferred outflows of resources, current liabilities and current deferred inflows of resources generally are included on the balance sheet. The statement of revenues, expenditures and changes in fund balances reports on the sources (i.e., revenues and other financing sources) and uses (i.e., expenditures and other financing uses) of current financial resources. This approach differs from the manner in which the governmental activities of the government-wide financial statements are prepared. Governmental fund financial statements, therefore, include a reconciliation with brief explanations to better identify the relationship between the government-wide statements and the statements for governmental funds.

Like the government-wide statements, the internal service fund is accounted for on a flow of economic resources measurement focus. All assets, deferred outflows of resources, all liabilities and deferred inflows of resources associated with the operation of this fund are included on the statement of net position. The statement of revenues, expenses, and changes in net position presents increases (i.e., revenues) and decreases (i.e., expenses) in total net position. The statement of cash flows provides information about how the District finances and meets the cash flow needs of its proprietary activity.

Proprietary funds distinguish operating revenues and expenses from nonoperating items. Operating revenues and expenses generally result from providing services and producing and delivering goods in connection with a proprietary fund's principal ongoing operation. The principal operating revenue of the District's internal service fund is charges for services. Operating expenses for internal service funds include claims and administrative expenses. All revenues and expenses not meeting this definition are reported as nonoperating revenues and expenses.

Fiduciary funds present a statement of changes in fiduciary net position which reports additions to and deductions from custodial funds.

**D. Basis of Accounting**

Basis of accounting determines when transactions are recorded in the financial records and reported on the financial statements. Government-wide financial statements are prepared using the accrual basis of accounting. Governmental funds use the modified accrual basis of accounting. Proprietary and fiduciary funds also use the accrual basis of accounting.

*Revenues - Exchange and Nonexchange Transactions* - Revenue resulting from exchange transactions, in which each party gives and receives essentially equal value, is recorded on the accrual basis when the exchange takes place. On a modified accrual basis, revenue is recorded in the fiscal year in which the resources are measurable and become available. Available means that the resources will be collected within the current fiscal year or are expected to be collected soon enough thereafter to be used to pay liabilities of the current fiscal year. For the District, available means expected to be received within sixty days of fiscal year end.

Nonexchange transactions, in which the District receives value without directly giving equal value in return, include property taxes, income taxes, grants, entitlements and donations. On an accrual basis, revenue from property taxes is recognized in the fiscal year for which the taxes are levied (See Note 6). Revenue from income taxes is recognized in the fiscal year in which the underlying exchange transaction occurred (See Note 7).

**JONATHAN ALDER LOCAL SCHOOL DISTRICT  
MADISON COUNTY, OHIO**

**NOTES TO THE BASIC FINANCIAL STATEMENTS  
FOR THE FISCAL YEAR ENDED JUNE 30, 2024**

**NOTE 2 - SUMMARY OF SIGNIFICANT ACCOUNTING POLICIES - (Continued)**

Revenue from grants, entitlements and donations is recognized in the fiscal year in which all eligibility requirements have been satisfied. Eligibility requirements include timing requirements, which specify the year when the resources are required to be used or the fiscal year when use is first permitted, matching requirements, in which the District must provide local resources to be used for a specified purpose, and expenditure requirements, in which the resources are provided to the District on a reimbursement basis. On a modified accrual basis, revenue from nonexchange transactions must also be available before it can be recognized.

Under the modified accrual basis, the following revenue sources are considered to be both measurable and available at fiscal year-end: property taxes available as an advance, school district income taxes, interest, tuition, grants, student fees and rentals.

Deferred Outflows of Resources and Deferred Inflows of Resources - In addition to assets, the government-wide statement of net position will report a separate section for deferred outflows of resources. Deferred outflows of resources represent a consumption of net assets that applies to a future period and will not be recognized as an outflow of resources (expense/expenditure) until then. See Notes 12 and 13 for deferred outflows of resources related to net pension liability and net OPEB liability/asset, respectively. In addition, deferred outflows of resources include a deferred charge on debt refunding. A deferred charge on refunding results from the difference in the carrying value of refunded debt and its reacquisition price. This amount is deferred and amortized over the shorter of the life of the refunded or refunding debt.

In addition to liabilities, both the government-wide statement of net position and the governmental fund financial statements report a separate section for deferred inflows of resources. Deferred inflows of resources represent an acquisition of net assets that applies to a future period and will not be recognized as an inflow of resources (revenue) until that time. Deferred inflows of resources include property taxes and unavailable revenue. Property taxes represent amounts for which there is an enforceable legal claim as of June 30, 2024, but which were levied to finance fiscal year 2025 operations. These amounts have been recorded as a deferred inflow of resources on both the government-wide statement of net position and the governmental fund financial statements. Unavailable revenue is reported only on the governmental funds balance sheet, and represents receivables which will not be collected within the available period. Unavailable revenue includes, but is not limited to, delinquent property taxes and intergovernmental grants. These amounts are deferred and recognized as an inflow of resources in the period the amounts become available.

See Notes 12 and 13 for deferred inflows of resources related to net pension liability and net OPEB liability/asset, respectively. These deferred inflows of resources are only reported on the government-wide statement of net position.

Expenses/Expenditures - On the accrual basis of accounting, expenses are recognized at the time they are incurred. The entitlement value of donated commodities received during the year is reported in the statement of revenues, expenditures and changes in fund balances as an expenditure with a like amount reported as intergovernmental revenue.

The measurement focus of governmental fund accounting is on decreases in net financial resources (expenditures) rather than expenses. Expenditures are generally recognized in the accounting period in which the related fund liability is incurred, if measurable. Allocations of cost, such as depreciation and amortization, are not recognized in governmental funds.

**JONATHAN ALDER LOCAL SCHOOL DISTRICT  
MADISON COUNTY, OHIO**

**NOTES TO THE BASIC FINANCIAL STATEMENTS  
FOR THE FISCAL YEAR ENDED JUNE 30, 2024**

**NOTE 2 - SUMMARY OF SIGNIFICANT ACCOUNTING POLICIES - (Continued)**

**E. Budgets**

The District is required by State statute to adopt an annual appropriated cash basis budget for all funds. The specific timetable for fiscal year 2024 is as follows:

1. Prior to January 15, the Superintendent and Treasurer submit to the Board of Education a proposed operating budget for the fiscal year commencing the following July 1. The budget includes proposed expenditures and the means of financing for all funds. Public hearings are publicized and conducted to obtain taxpayers' comments. The purpose of this budget document is to reflect the need for existing (or increased) tax rates.
2. By no later than January 20, the Board-adopted budget is filed with the Madison County Budget Commission for tax rate determination. The Madison County Commissioners waived this requirement for fiscal year 2024.
3. Prior to April 1, the Board of Education accepts, by formal resolution, the tax rates as determined by the Budget Commission and receives the Commission's certificate of estimated resources which states the projected revenue of each fund. By July 1, the District must revise its budget so that total contemplated expenditures from any fund during the ensuing year will not exceed the amount stated in the certificate of estimated resources. The revised budget then serves as a basis for the appropriation measure. On or about July 1, the certificate is amended to include any unencumbered balances from the preceding year as reported by the District Treasurer. The certificate may be further amended during the year if projected increases or decreases in revenue are identified by the District Treasurer. The budget figures, as shown in the accompanying budgetary statement, reflect the amounts set forth in the original and final amended certificates of estimated resources issued for fiscal year 2024.
4. By July 1, the annual appropriation resolution is legally enacted by the Board of Education at the fund level, which is the legal level of budgetary control. State statute permits a temporary appropriation to be effective until no later than October 1 of each year. Resolution appropriations by fund must be within the estimated resources as certified by the County Budget Commission and the total of expenditures may not exceed the appropriation totals.
5. Any revisions that alter the total of any fund appropriation must be approved by the Board of Education.
6. Formal budgetary integration is employed as a management control device during the year for all funds consistent with the general obligation bond indenture and other statutory provisions.
7. Appropriations amounts are as originally adopted, or as amended by the Board of Education through the year by supplemental appropriations, which either reallocated or increased the original appropriated amounts. All supplemental appropriations were legally enacted by the Board prior to June 30, 2024; however, none of these amendments were significant. The budget figures, as shown in the accompanying budgetary statement, reflect the original and final appropriation amounts including all amendments and modifications.
8. Unencumbered appropriations lapse at year end. Encumbered appropriations are carried forward to the succeeding fiscal year and need not be reappropriated. Expenditures may not legally exceed budgeted appropriations at the fund level.

**JONATHAN ALDER LOCAL SCHOOL DISTRICT  
MADISON COUNTY, OHIO**

**NOTES TO THE BASIC FINANCIAL STATEMENTS  
FOR THE FISCAL YEAR ENDED JUNE 30, 2024**

**NOTE 2 - SUMMARY OF SIGNIFICANT ACCOUNTING POLICIES - (Continued)**

**F. Cash and Investments**

To improve cash management, cash received by the District is pooled in a central bank account. Monies for all funds are maintained in this pool. Individual fund integrity is maintained through the District's records. Each fund's interest in the pool is presented as "equity in pooled cash and cash equivalents" on the basic financial statements.

During fiscal year 2024, investments were limited to the State Treasury Asset Reserve of Ohio (STAR Ohio), Federal Home Loan Bank (FHLB) securities, Federal Farm Credit Bank (FFCB) securities, Federal Home Loan Mortgage Corporation (FHLMC) securities, Federal National Mortgage Association (FNMA) securities, U.S. Treasury Notes, commercial paper, and U.S. Government money market mutual funds. Except for investments in STAR Ohio, investments are reported at fair value which is based on quoted market prices.

The District invested in STAR Ohio. STAR Ohio (the State Treasury Asset Reserve of Ohio), is an investment pool managed by the State Treasurer's Office which allows governments within the State to pool their funds for investment purposes. STAR Ohio is not registered with the SEC as an investment company, but has adopted Governmental Accounting Standards Board (GASB), Statement No. 79, "Certain External Investment Pools and Pool Participants." The District measures their investment in STAR Ohio at the net asset value (NAV) per share provided by STAR Ohio. The NAV per share is calculated on an amortized cost basis that provides an NAV per share that approximates fair value.

There were no limitations or restrictions on any participant withdrawals due to redemption notice periods, liquidity fees, or redemption gates. However, 24 hours notice in advance of all deposits and withdrawals exceeding \$100 million is encouraged. STAR Ohio reserves the right to limit the transaction to \$250 million, requiring the excess amount to be transacted the following business day(s), but only to the \$250 million limit. All accounts of the participant will be combined for these purposes.

Under existing Ohio statutes all investment earnings are assigned to the general fund unless statutorily required to be credited to a specific fund or by policy of the Board of Education. Interest revenue credited to the general fund during fiscal year 2024 amounted to \$1,068,384 including \$400,469 assigned from other District funds.

For presentation on the basic financial statements, investments of the cash management pool and investments with original maturities of three months or less at the time they are purchased by the District are considered to be cash equivalents. Investments with an initial maturity of more than three months are reported as investments.

An analysis of the District's investment account at fiscal year-end is provided in Note 4.

**G. Inventory**

On government-wide and fund financial statements, purchased inventories are presented at the lower of cost or market and donated commodities are presented at their entitlement value. Inventories are recorded on a first-in, first-out basis and are expensed when used. Inventories are accounted for using the consumption method.

On the fund financial statements, reported inventory, except for food service inventory, is equally offset by nonspendable fund balance in the governmental funds which indicates that it does not constitute available spendable resources even though it is a component of net current assets.

Inventory consists of expendable supplies held for consumption, donated food and purchased food.

**JONATHAN ALDER LOCAL SCHOOL DISTRICT  
MADISON COUNTY, OHIO**

**NOTES TO THE BASIC FINANCIAL STATEMENTS  
FOR THE FISCAL YEAR ENDED JUNE 30, 2024**

**NOTE 2 - SUMMARY OF SIGNIFICANT ACCOUNTING POLICIES - (Continued)**

**H. Capital Assets**

General capital assets are those assets specifically related to governmental activities. These assets generally result from expenditures in the governmental funds. These assets are reported in the governmental activities column of the government-wide statement of net position, but are not reported in the fund financial statements.

All capital assets are capitalized at cost (or estimated historical cost) and updated for additions and deductions during the year. Donated capital assets are recorded at their acquisition value. The District maintains a capitalization threshold of \$5,000. Improvements are capitalized; the costs of normal maintenance and repairs that do not add to the value of the asset or materially extend an asset's life are not. The District does not possess infrastructure.

All reported capital assets, except land, are depreciated. Improvements are depreciated over the remaining useful lives of the related capital assets. Depreciation is computed using the straight-line method over the following useful lives:

<u>Description</u>	<u>Governmental Activities Estimated Lives</u>
Land improvements	20 years
Buildings and improvements	20 - 50 years
Furniture and equipment	5 - 20 years
Intangible leased assets	5 years
Vehicles	8 - 10 years

The District is reporting intangible right to use assets related to leased equipment. The intangible assets are being amortized in a systematic and rational manner of the shorter of the lease term or the useful life of the underlying asset.

**I. Interfund Balances**

On fund financial statements, receivables and payables resulting from short-term interfund loans are classified as "interfund loans receivable/payable." These amounts are eliminated in the governmental activities column on the statement of net position.

**J. Compensated Absences**

Compensated absences of the District consist of vacation leave and sick leave liability to the extent that payments to the employee for these absences are attributable to services already rendered and are not contingent on a specific event that is outside the control of the District and the employee.

In accordance with the provisions of GASB Statement No. 16, "Accounting for Compensated Absences", a liability for vacation leave is accrued if a) the employees' rights to payment are attributable to services already rendered; and b) it is probable that the employer will compensate the employees for the benefits through paid time off or other means, such as cash payment at termination or retirement. An accrual for earned sick leave is made to the extent that it is probable that the benefits will result in termination (severance) payments. A liability for sick leave is accrued using the vesting method; i.e., the liability is based on the sick leave accumulated at June 30, 2023, by those employees who are currently eligible to receive termination (severance) payments, as well as those employees expected to become eligible in the future. For purposes of establishing a liability for sick leave on employees expected to become eligible to retire in the future, all employees with at least ten years of service were considered expected to become eligible to retire in accordance with GASB Statement No. 16.

**JONATHAN ALDER LOCAL SCHOOL DISTRICT  
MADISON COUNTY, OHIO**

**NOTES TO THE BASIC FINANCIAL STATEMENTS  
FOR THE FISCAL YEAR ENDED JUNE 30, 2024**

**NOTE 2 - SUMMARY OF SIGNIFICANT ACCOUNTING POLICIES - (Continued)**

The total liability for vacation and sick leave payments has been calculated using pay rates in effect at June 30, 2024 and reduced to the maximum payment allowed by labor contract and/or statute, plus any applicable additional salary related payments.

The entire compensated absence liability is reported on the government-wide financial statements.

For governmental fund financial statements, the current portion of unpaid compensated absences is the amount expected to be paid using expendable available resources. These amounts are recorded in the account "compensated absences payable" in the fund from which the employees who have accumulated unpaid leave are paid. The noncurrent portion of the liability is not reported. The District had no such liabilities to report on its fund financial statements at June 30, 2024.

**K. Accrued Liabilities and Long-Term Obligations**

All payables, accrued liabilities and long-term obligations are reported in the government-wide financial statements, and all payables, accrued liabilities and long-term obligations payable from the internal service fund are reported on the proprietary fund financial statements.

In general, governmental fund payables and accrued liabilities that, once incurred, are paid in a timely manner and in full from current financial resources, are reported as obligations of the funds. However, compensated absences that will be paid from governmental funds are reported as a liability in the fund financial statements only to the extent that they are due for payment during the current year. Bonds, notes, leases and SBITAs are recognized on the fund financial statements when due. Net pension/OPEB liability should be recognized in the governmental funds to the extent that benefit payments are due and payable and the pension/OPEB plan's fiduciary net position is not sufficient for payment of those benefits.

**L. Fund Balance**

Fund balance is divided into five classifications based primarily on the extent to which the District is bound to observe constraints imposed upon the use of the resources in the governmental funds. The classifications are as follows:

*Nonspendable* - The nonspendable fund balance classification includes amounts that cannot be spent because they are not in spendable form or legally required to be maintained intact. The "not in spendable form" criterion includes items that are not expected to be converted to cash.

*Restricted* - Fund balance is reported as restricted when constraints are placed on the use of resources that are either externally imposed by creditors (such as through debt covenants), grantors, contributors, or laws or regulations of other governments, or imposed by law through constitutional provisions or enabling legislation.

*Committed* - The committed fund balance classification includes amounts that can be used only for the specific purposes imposed by a formal action (resolution) of the District Board of Education (the highest level of decision making authority). Those committed amounts cannot be used for any other purpose unless the District Board of Education removes or changes the specified use by taking the same type of action (resolution) it employed to previously commit those amounts. Committed fund balance also incorporates contractual obligations to the extent that existing resources in the fund have been specifically committed for use in satisfying those contractual requirements.

**JONATHAN ALDER LOCAL SCHOOL DISTRICT  
MADISON COUNTY, OHIO**

**NOTES TO THE BASIC FINANCIAL STATEMENTS  
FOR THE FISCAL YEAR ENDED JUNE 30, 2024**

**NOTE 2 - SUMMARY OF SIGNIFICANT ACCOUNTING POLICIES - (Continued)**

Assigned - Amounts in the assigned fund balance classification are intended to be used by the District for specific purposes, but do not meet the criteria to be classified as restricted nor committed. In governmental funds other than the general fund, assigned fund balance represents the remaining amount that is not restricted or committed. In the general fund, assigned amounts represent intended uses established by policies of the District Board of Education, which includes giving the Treasurer the authority to constrain monies for intended purposes.

Unassigned - Unassigned fund balance is the residual classification for the general fund and includes all spendable amounts not contained in the other classifications. In other governmental funds, the unassigned classification is only used to report a deficit fund balance resulting from overspending for specific purposes for which amounts had been restricted, committed, or assigned.

The District applies restricted resources first when expenditures are incurred for purposes for which restricted and unrestricted (committed, assigned, and unassigned) fund balance is available. Similarly, within unrestricted fund balance, committed amounts are reduced first followed by assigned, and then unassigned amounts when expenditures are incurred for purposes for which amounts in any of the unrestricted fund balance classifications could be used.

**M. Net Position**

Net position represents the difference between assets and deferred outflows and liabilities and deferred inflows. The net position component "net investment in capital assets," consists of capital assets, net of accumulated depreciation, reduced by the outstanding balances of any borrowing used for the acquisition, construction or improvement of those assets. Deferred outflows of resources and deferred inflows of resources that are attributable to the acquisition, construction or improvement of those assets or related debt also should be included in this component of net position. Net position is reported as restricted when there are limitations imposed on its use either through the enabling legislation adopted by the District or through external restrictions imposed by creditors, grantors or laws or regulations of other governments. The amount restricted for other purposes represents amounts restricted for locally funded programs.

The District applies restricted resources first when an expense is incurred for purposes for which both restricted and unrestricted net position is available.

**N. Prepayments**

Certain payments to vendors reflect the costs applicable to future accounting periods and are recorded as prepaid items in both government-wide and fund financial statements. These items are reported as assets on the balance sheet using the consumption method. A current asset for the prepaid amounts is recorded at the time of the purchase and the expenditure/expense is reported in the year in which services are consumed.

**O. Estimates**

The preparation of the basic financial statements in conformity with GAAP requires management to make estimates and assumptions that affect the amounts reported in the basic financial statements and accompanying notes. Actual results may differ from those estimates.



**JONATHAN ALDER LOCAL SCHOOL DISTRICT  
MADISON COUNTY, OHIO**

**NOTES TO THE BASIC FINANCIAL STATEMENTS  
FOR THE FISCAL YEAR ENDED JUNE 30, 2024**

**NOTE 2 - SUMMARY OF SIGNIFICANT ACCOUNTING POLICIES - (Continued)**

**P. Interfund Activity**

Exchange transactions between funds are reported as revenues in the seller funds and as expenditures/expenses in the purchaser funds. Flows of cash or goods from one fund to another without a requirement for repayment are reported as interfund transfers. Interfund transfers are reported as other financing sources/uses in governmental funds. Repayments from funds responsible for particular expenditures/expenses to the funds that initially paid for them are not presented on the basic financial statements.

**Q. Extraordinary and Special Items**

Extraordinary items are transactions or events that are both unusual in nature and infrequent in occurrence. Special items are transactions or events that are within the control of the Board of Education and that are either unusual in nature or infrequent in occurrence. Neither type of transaction occurred during fiscal year 2024.

**R. Issuance Costs/Bond Premiums and Discounts and Accounting Gain or Loss on Debt Refunding**

On the governmental fund financial statements, issuance costs, bond premiums, bond discounts, and charges from debt refunding are recognized in the current period.

On the government-wide financial statements, issuance costs are recognized in the current period and are not amortized. Bond premiums and discounts are amortized over the term of the bonds using the straight-line method. Unamortized bond premiums are presented as an addition to the face amount of the bonds reported on the statement of net position. Unamortized bond discounts are presented as a reduction to the face amount of the bonds reported on the statement of net position. The reconciliation between the bonds face value and the amount reported on the statement of net position is presented in Note 10.A.

For advance refunding resulting in the defeasance of debt, the difference between the reacquisition price and the net carrying amount of the old debt is deferred and amortized as a component of interest expense. This accounting gain or loss is amortized over the remaining life of the old debt or the life of the new debt, whichever is shorter, and is presented as a deferred outflow of resources.

**S. Pensions/Other Postemployment Benefits (OPEB)**

For purposes of measuring the net pension/OPEB liability, net OPEB asset, deferred outflows of resources and deferred inflows of resources related pensions/OPEB, and pension/OPEB expense, information about the fiduciary net position of the pension/OPEB plans and additions to/deductions from their fiduciary net position have been determined on the same basis as they are reported by the pension/OPEB plan. For this purpose, benefit payments (including refunds of employee contributions) are recognized when due and payable in accordance with the benefit terms. The pension/OPEB plans report investments at fair value.

**NOTE 3 - ACCOUNTABILITY AND COMPLIANCE**

**A. Change in Accounting Principles**

For fiscal year 2024, the District has implemented certain paragraphs from GASB Implementation Guide No. 2021-1, certain paragraphs of GASB Statement No. 99, "*Omnibus 2022*", GASB Statement No. 100, "*Accounting Changes and Error Corrections - an amendment of GASB Statement No. 62*" and Implementation Guide No. 2023-1.

**JONATHAN ALDER LOCAL SCHOOL DISTRICT  
MADISON COUNTY, OHIO**

**NOTES TO THE BASIC FINANCIAL STATEMENTS  
FOR THE FISCAL YEAR ENDED JUNE 30, 2024**

**NOTE 3 - ACCOUNTABILITY AND COMPLIANCE - (Continued)**

GASB Implementation Guide 2021-1 provides clarification on issues related to previously established GASB guidance. The implementation of GASB Implementation Guide 2021-1 did not have an effect on balances previously reported by the District.

GASB Statement No. 99 is to enhance comparability in accounting and financial reporting and to improve the consistency of authoritative literature by addressing (1) practice issues that have been identified during implementation and application of certain GASB Statements and (2) accounting and financial reporting for financial guarantees. The implementation of GASB Statement No. 99 did not have an effect on the financial statements of the District.

GASB Statement No. 100 is to enhance accounting and financial reporting requirements for accounting changes and error corrections to provide more understandable, reliable, relevant, consistent, and comparable information for making decisions or assessing accountability. The implementation of GASB Statement No. 100 did not have an effect on the financial statements of the District.

GASB Implementation Guide 2023-1 provides clarification on issues related to previously established GASB guidance. The implementation of GASB Implementation Guide 2023-1 did not have an effect on the financial statements of the District.

**B. Deficit Fund Balances**

Fund balances at June 30, 2024 included the following individual fund deficits:

<u>Nonmajor governmental funds</u>	<u>Deficit</u>
Student Wellness & Success	\$ 2,017
Title I	19,441
Student support and academic enrichment	9,639

The general fund is liable for any deficit in these funds and provides transfers when cash is required, not when accruals occur. The deficit fund balances resulted from adjustments for accrued liabilities.

**NOTE 4 - DEPOSITS AND INVESTMENTS**

State statutes classify monies held by the District into three categories.

Active deposits are public deposits necessary to meet current demands on the treasury. Such monies must be maintained either as cash in the District treasury, in commercial accounts payable or withdrawable on demand, including negotiable order of withdrawal (NOW) accounts, or in money market deposit accounts.

Inactive deposits are public deposits that the Board of Education has identified as not required for use within the current five-year period of designation of depositories. Inactive deposits must either be evidenced by certificates of deposit maturing not later than the end of the current period of designation of depositories, or by savings or deposit accounts including, but not limited to, passbook accounts.

Interim deposits are deposits of interim monies. Interim monies are those monies which are not needed for immediate use, but which will be needed before the end of the current period of designation of depositories.

Interim deposits must be evidenced by time certificates of deposit maturing not more than one year from the date of deposit or by savings or deposit accounts including passbook accounts.

**JONATHAN ALDER LOCAL SCHOOL DISTRICT  
MADISON COUNTY, OHIO**

**NOTES TO THE BASIC FINANCIAL STATEMENTS  
FOR THE FISCAL YEAR ENDED JUNE 30, 2024**

**NOTE 4 - DEPOSITS AND INVESTMENTS - (Continued)**

Interim monies may be deposited or invested in the following securities:

1. United States Treasury Notes, Bills, Bonds, or any other obligation or security issued by the United States Treasury or any other obligation guaranteed as to principal and interest by the United States;
2. Bonds, notes, debentures, or any other obligations or securities issued by any federal government agency or instrumentality, including, but not limited to, the Federal National Mortgage Association, Federal Home Loan Bank, Federal Farm Credit Bank, Federal Home Loan Mortgage Corporation, and Government National Mortgage Association. All federal agency securities shall be direct issuances of federal government agencies or instrumentalities;
3. Written repurchase agreements in the securities listed above provided that the fair value of the securities subject to the repurchase agreement must exceed the principal value of the agreement by at least two percent and be marked to market daily, and that the term of the agreement must not exceed thirty days;
4. Bonds and other obligations of the State of Ohio, and with certain limitations including a requirement for maturity within ten years from the date of settlement, bonds and other obligations of political subdivisions of the State of Ohio, if training requirements have been met;
5. Time certificates of deposit or savings or deposit accounts including, but not limited to, passbook accounts;
6. No-load money market mutual funds consisting exclusively of obligations described in division (1) or (2) and repurchase agreements secured by such obligations, provided that investments in securities described in this division are made only through eligible institutions;
7. The State Treasurer's investment pool, the State Treasury Asset Reserve of Ohio (STAR Ohio); and,
8. Certain bankers' acceptances for a period not to exceed one hundred eighty days) and commercial paper notes (for a period not to exceed two hundred seventy days) in an amount not to exceed 40 percent of the interim monies available for investment at any one time if training requirements have been met.

Protection of the deposits is provided by the Federal Deposit Insurance Corporation (FDIC), by eligible securities pledged by the financial institution as security for repayment, or by the financial institutions participation in the Ohio Pooled Collateral System (OPCS), a collateral pool of eligible securities deposited with a qualified trustee and pledged to the Treasurer of State to secure the repayment of all public monies deposited in the financial institution.

Investments in stripped principal or interest obligations, reverse repurchase agreements and derivatives are prohibited. The issuance of taxable notes for the purpose of arbitrage, the use of leverage and short selling are also prohibited. Except as noted above, an investment must mature within five years from the date of purchase unless matched to a specific obligation or debt of the District, and must be purchased with the expectation that it will be held to maturity. Investments may only be made through specified dealers and institutions. Payment for investments may be made only upon delivery of the securities representing the investments to the Treasurer or, if the securities are not represented by a certificate, upon receipt of confirmation of transfer from the custodian.

**A. Deposits with Financial Institutions**

At June 30, 2024, the carrying amount of all District deposits was \$5,985,600 and the bank balance of all District deposits was \$6,709,610. Of the bank balance, \$6,626,539 was covered by the FDIC and \$83,071 was collateralized by the OPCS.

**JONATHAN ALDER LOCAL SCHOOL DISTRICT  
MADISON COUNTY, OHIO**

**NOTES TO THE BASIC FINANCIAL STATEMENTS  
FOR THE FISCAL YEAR ENDED JUNE 30, 2024**

**NOTE 4 - DEPOSITS AND INVESTMENTS - (Continued)**

Custodial credit risk is the risk that, in the event of bank failure, the District will not be able to recover deposits or collateral securities that are in the possession of an outside party. The District has no deposit policy for custodial credit risk beyond the requirements of State statute. Ohio law requires that deposits either be insured or protected by (1) eligible securities pledged to the District and deposited with a qualified trustee by the financial institution as security for repayment whose fair value at all times shall be at least 105 percent of the deposits being secured, or (2) participation in the Ohio Pooled Collateral System (OPCS), a collateral pool of eligible securities deposited with a qualified trustee and pledged to the Treasurer of State to secure the repayment of all public monies deposited in the financial institution. OPCS requires the total fair value of the securities pledged to be 102 percent of the deposits being secured or a rate set by the Treasurer of State. For 2024, the District's financial institutions were approved for a collateral rate of 102 percent through the OPCS. Although all statutory requirements for the deposit of money had been followed, noncompliance with Federal requirements could potentially subject the District to a successful claim by the FDIC.

**B. Investments**

As of June 30, 2024, the District had the following investment and maturity:

Measurement/ Investment type	Measurement Value	Investment Maturity			
		6 months or less	7 to 12 months	19 to 24 months	Greater than 24 months
FHLB	\$ 249,245	\$ -	\$ -	\$ -	\$ 249,245
FFCB	647,087	-	-	-	647,087
FHLMC	189,880	-	189,880	-	-
FNMA	149,117	-	-	-	149,117
US Treasury Notes	1,708,326	415,718	245,979	497,588	549,041
Commercial Paper	2,473,731	2,036,815	436,916	-	-
US Money Market	313,442	313,442	-	-	-
<i>Amortized cost:</i>					
STAR Ohio	13,303,282	13,303,282	-	-	-
Total	<u>19,034,110</u>	<u>16,069,257</u>	<u>872,775</u>	<u>497,588</u>	<u>1,594,490</u>

The weighted average maturity of investments is 0.45 days.

The District's investments in U.S. Government money market mutual fund is valued using quoted market prices in active markets (Level 1 inputs). The District's investments in US Treasury Notes, Commercial Paper, Federal Home Loan Bank (FHLB), Federal Farm Credit Bank (FFCB), Federal Home Loan Mortgage Corporation (FHLMC), and Federal National Mortgage Association (FNMA) are valued using quoted prices in markets that are not considered to be active, dealer quotations or alternative pricing sources for similar assets or liabilities for which all significant inputs are observable, either directly or indirectly (Level 2 inputs).

*Interest Rate Risk:* Interest rate risk arises as potential purchasers of debt securities will not agree to pay face value for those securities if interest rates subsequently increase. As a means of limiting its exposure to fair value losses arising from rising interest rates and according to State law, the District's investment policy limits investment portfolio maturities to five years or less.

*Credit Risk:* Standard & Poor's has assigned STAR Ohio an AAAM money market rating. Ohio law requires that STAR Ohio maintain the highest rating provided by at least one nationally recognized standard rating service. The District's investments in Federal Home Loan Banks, Federal Farm Credit Bank, Federal Home Loan Mortgage Corporation, and Federal National Mortgage Association were rated AAA and Aaa by Standard and Poor's and Moody's Investor Services respectively. The District's investments in U.S. Treasury Notes were rated AA+ and Aaa by Standard and Poor's and Moody's Investor Services respectively. The District's investments in Commercial Paper were rated A-1 and P-1 by Standard and Poor's and Moody's Investor Services respectively.

**JONATHAN ALDER LOCAL SCHOOL DISTRICT  
MADISON COUNTY, OHIO**

**NOTES TO THE BASIC FINANCIAL STATEMENTS  
FOR THE FISCAL YEAR ENDED JUNE 30, 2024**

**NOTE 4 - DEPOSITS AND INVESTMENTS - (Continued)**

*Custodial Credit Risk:* For an investment, custodial credit risk is the risk that, in the event of the failure of the counterparty, the District will not be able to recover the value of its investments or collateral securities that are in the possession of an outside party. The District's investment policy does not specifically address custodial credit risk beyond the adherence to all relevant sections of the Ohio Revised Code.

*Concentration of Credit Risk:* The District places no limit on the amount that may be invested in any one issuer. The following table includes the percentage of each investment type held by the District at June 30, 2024:

<u>Measurement/ Investment type</u>	<u>Measurement Value</u>	<u>% of Total</u>
FHLB	\$ 249,245	1.31
FFCB	647,087	3.40
FHLMC	189,880	1.00
FNMA	149,117	0.78
US Treasury Notes	1,708,326	8.98
Commercial Paper	2,473,731	13.00
US Money Market	313,442	1.65
<i>Amortized cost:</i>		
STAR Ohio	<u>13,303,282</u>	<u>69.88</u>
Total	<u>19,034,110</u>	<u>100.00</u>

**C. Reconciliation of Cash and Investments to the Statement of Net Position**

The following is a reconciliation of cash and investments as reported in the note above to cash and investments as reported on the statement of net position as of June 30, 2024:

<u>Cash and investments per note</u>	
Carrying amount of deposits	\$ 5,985,600
Investments	<u>19,034,110</u>
Total	<u>\$ 25,019,710</u>
<u>Cash and investments per statement of net position</u>	
Governmental activities	<u>\$ 25,019,710</u>

**NOTE 5 - INTERFUND TRANSACTIONS**

**Interfund balances**

- A. Interfund balances at June 30, 2024 as reported on the fund statements consist of the following interfund loans receivable and payable:

<u>Receivable fund</u>	<u>Payable fund</u>	<u>Amount</u>
General fund	Nonmajor governmental funds	<u>\$ 56,887</u>

**JONATHAN ALDER LOCAL SCHOOL DISTRICT  
MADISON COUNTY, OHIO**

**NOTES TO THE BASIC FINANCIAL STATEMENTS  
FOR THE FISCAL YEAR ENDED JUNE 30, 2024**

**NOTE 5 - INTERFUND TRANSACTIONS- (Continued)**

The primary purpose of the interfund balances is to cover negative cash balances in specific funds where revenues were not received by June 30. Interfund balances between governmental funds are eliminated on the government-wide financial statements.

- B. Interfund transfers for the year ended June 30, 2024 consisted of the following, as reported on the fund financial statements:

<u>Transfers from general fund to:</u>	<u>Amount</u>
Nonmajor governmental funds	<u>2,009,200</u>
 <u>Transfers from Nonmajor governmental fund to:</u>	 <u>Amount</u>
Nonmajor governmental funds	<u>109,904</u>

Transfers are used to (1) move revenues from the fund that statute or budget requires to collect them to the fund that statute or budget requires to expend them, and (2) use unrestricted revenues collected in the general fund to finance various programs accounted for in other funds in accordance with budgetary authorizations.

Interfund transfers between governmental funds are eliminated on the government-wide financial statements; therefore, no transfers are reported in the statement of activities.

All transfers were made in compliance with Ohio Revised Code Sections 5705.14, 5705.15 and 5705.16.

**NOTE 6 - PROPERTY TAXES**

Property taxes are levied and assessed on a calendar year basis while the District fiscal year runs from July through June. First half tax collections are received by the District in the second half of the fiscal year. Second half tax distributions occur in the first half of the following fiscal year.

Property taxes include amounts levied against all real property and public utility property. Real property tax revenues received in calendar year 2024 represent the collection of calendar year 2023 taxes. Real property taxes received in calendar year 2024 were levied after April 1, 2023, on the assessed values as of January 1, 2023, the lien date. Assessed values for real property taxes are established by State statute at 35 percent of appraised fair value. Real property taxes are payable annually or semiannually. If paid annually, payment is due December 31; if paid semiannually, the first payment is due December 31, with the remainder payable by June 20. Under certain circumstances, State statute permits alternate payment dates to be established. Public utility property tax revenues received in calendar year 2024 represent the collection of calendar year 2023 taxes. Public utility real and personal property taxes received in calendar year 2024 became a lien on December 31, 2022, were levied after April 1, 2023, and are collected with real property taxes. Public utility real property is assessed at 35 percent of true value; public utility tangible personal property is currently assessed at varying percentages of true value.

**JONATHAN ALDER LOCAL SCHOOL DISTRICT  
MADISON COUNTY, OHIO**

**NOTES TO THE BASIC FINANCIAL STATEMENTS  
FOR THE FISCAL YEAR ENDED JUNE 30, 2024**

**NOTE 6 - PROPERTY TAXES - (Continued)**

The District receives property taxes from Union, Madison and Franklin Counties. The County Auditors periodically advances to the District its portion of the taxes collected. Second-half real property tax payments collected by the County by June 30, 2024, are available to finance fiscal year 2024 operations. The amount available as an advance at June 30, 2024 and 2023 were:

	<u>June 30, 2024</u>	<u>June 30, 2023</u>
Major governmental funds:		
General fund	\$ 638,611	\$ 892,261
Bond retirement fund	75,272	140,303
Permanent improvement fund	24,732	42,515

The amount of second-half real property taxes available for advance at fiscal year-end can vary based on the date the tax bills are sent.

Accrued property taxes receivable includes real property, public utility property and delinquent tangible personal property taxes which are measurable as of June 30, 2024 and for which there is an enforceable legal claim. Although total property tax collections for the next fiscal year are measurable, only the amount of real property taxes available as an advance at June 30 was levied to finance current fiscal year operations and is reported as revenue at fiscal year-end. The portion of the receivable not levied to finance current fiscal year operations is offset by a credit to deferred inflows.

On the accrual basis of accounting, collectible delinquent property taxes have been recorded as a receivable and revenue, while on a modified accrual basis of accounting the revenue has been reported as a deferred inflow.

The assessed values upon which the fiscal year 2024 taxes were collected are:

	2023 Second Half Collections		2024 First Half Collections	
	<u>Amount</u>	<u>Percent</u>	<u>Amount</u>	<u>Percent</u>
Agricultural/residential and other real estate	\$ 521,970,710	96.57	\$ 627,680,150	97.00
Public utility personal	<u>18,529,800</u>	<u>3.43</u>	<u>19,391,950</u>	<u>3.00</u>
Total	<u>\$ 540,500,510</u>	<u>100.00</u>	<u>\$ 647,072,100</u>	<u>100.00</u>
Tax rate per \$1,000 of assessed valuation	\$34.75		\$34.10	

**NOTE 7 - INCOME TAX**

The District levies a voted tax of .75 percent for general operations on the income of residents and of estates. The tax was effective on November 7, 2006 and was in effect for five years. In May 2011, the voters renewed the .75 percent income tax for another five years and in March 2016 voters renewed the income tax for a new ten-year term. In May 2014, an additional earned income tax of 0.50% was approved by the voters. This additional earned income tax began January 2015. In May of 2021, the voters renewed the 0.50% earned income tax for an additional 10 years. Employers of residents are required to withhold income tax on compensation and remit the tax to the state. Taxpayers are required to file an annual return. The State makes quarterly distributions to the District after withholding amounts for administrative fees and estimated refunds. Income tax revenue for fiscal year 2024 totaled \$6,176,460 and is credited to the general fund.

**JONATHAN ALDER LOCAL SCHOOL DISTRICT  
MADISON COUNTY, OHIO**

**NOTES TO THE BASIC FINANCIAL STATEMENTS  
FOR THE FISCAL YEAR ENDED JUNE 30, 2024**

**NOTE 8 - RECEIVABLES**

Receivables at June 30, 2024, consisted of taxes, payment in lieu of taxes, accrued interest and intergovernmental grants and entitlements. All receivables are considered collectible in full due to the ability to foreclose for the nonpayment of taxes, the stable condition of State programs and the current year guarantee of federal funds. A summary of the principal items of receivables reported on the statement of net position follows:

**Governmental activities:**

Property taxes	\$ 13,846,983
Income taxes	2,601,829
Payment in lieu of taxes	1,633,338
Accounts	6,463
Accrued interest	54,198
Intergovernmental	<u>313,290</u>
Total	<u>\$ 18,456,101</u>

Receivables have been disaggregated on the face of the financial statements. All receivables are expected to be collected in the subsequent year.

THIS SPACE INTENTIONALLY LEFT BLANK



**JONATHAN ALDER LOCAL SCHOOL DISTRICT  
MADISON COUNTY, OHIO**

**NOTES TO THE BASIC FINANCIAL STATEMENTS  
FOR THE FISCAL YEAR ENDED JUNE 30, 2024**

**NOTE 9 - CAPITAL ASSETS**

Capital asset activity for the fiscal year ended June 30, 2024, was as follows:

	Balance <u>06/30/23</u>	<u>Additions</u>	<u>Disposals</u>	Balance <u>06/30/24</u>
<b>Governmental activities:</b>				
<i>Capital assets, not being depreciated/amortized:</i>				
Land	\$ 1,142,705	\$ -	\$ -	\$ 1,142,705
Total capital assets, not being depreciated/amortized	<u>1,142,705</u>	<u>-</u>	<u>-</u>	<u>1,142,705</u>
<i>Capital assets, being depreciated/amortized:</i>				
Land improvements	4,043,810	-	(1,147,833)	2,895,977
Buildings and improvements	66,645,691	130,459	-	66,776,150
Furniture and equipment	1,951,310	269,861	(247,758)	1,973,413
Vehicles	2,928,456	295,653	(529,915)	2,694,194
Intangible right to use:				
Leased equipment	<u>75,493</u>	<u>168,875</u>	<u>(75,493)</u>	<u>168,875</u>
Total capital assets, being depreciated/amortized	<u>75,644,760</u>	<u>864,848</u>	<u>(2,000,999)</u>	<u>74,508,609</u>
<i>Less: accumulated depreciation/amortization:</i>				
Land improvements	(3,073,123)	(111,932)	1,047,301	(2,137,754)
Buildings and improvements	(30,891,468)	(1,459,290)	-	(32,350,758)
Furniture and equipment	(1,555,608)	(120,386)	211,881	(1,464,113)
Vehicles	(2,426,883)	(142,673)	529,915	(2,039,641)
Intangible right to use:				
Leased equipment	<u>(69,686)</u>	<u>(32,613)</u>	<u>75,493</u>	<u>(26,806)</u>
Total accumulated depreciation/amortization	<u>(38,016,768)</u>	<u>(1,866,894)</u>	<u>1,864,590</u>	<u>(38,019,072)</u>
Total capital assets, being depreciated/ amortized, net	<u>37,627,992</u>	<u>(1,002,046)</u>	<u>(136,409)</u>	<u>36,489,537</u>
Governmental activities capital assets, net	<u>\$ 38,770,697</u>	<u>\$ (1,002,046)</u>	<u>\$ (136,409)</u>	<u>\$ 37,632,242</u>

**JONATHAN ALDER LOCAL SCHOOL DISTRICT  
MADISON COUNTY, OHIO**

**NOTES TO THE BASIC FINANCIAL STATEMENTS  
FOR THE FISCAL YEAR ENDED JUNE 30, 2024**

**NOTE 9 - CAPITAL ASSETS- (Continued)**

Depreciation/amortization expense was charged to governmental functions as follows:

Instruction:

Regular	\$ 590,401
---------	------------

Support Services:

Pupil	47,066
Instructional staff	145,711
Administration	10,443
Operations and maintenance	539,711
Pupil transportation	239,283
Extracurricular activities	87,606
Food service operations	<u>206,673</u>

Total depreciation/amortization expense	<u>\$ 1,866,894</u>
---	---------------------

**NOTE 10 - LONG-TERM OBLIGATIONS**

**A.** During fiscal year 2024, the following activity occurred in governmental activities long-term obligations:

	Balance Outstanding June 30, 2023	Additions	Reductions	Balance Outstanding June 30, 2024	Amounts Due in One Year
<b>Governmental activities:</b>					
<u>General Obligation Bonds:</u>					
Series 2016 refunding:					
Current interest bonds	\$ 8,455,000	\$ -	\$ (40,000)	\$ 8,415,000	\$ 40,000
Series 2017 refunding:					
Current interest bonds	<u>2,215,000</u>	<u>-</u>	<u>(1,095,000)</u>	<u>1,120,000</u>	<u>1,120,000</u>
Total general obligation bonds	<u>10,670,000</u>	<u>-</u>	<u>(1,135,000)</u>	<u>9,535,000</u>	<u>1,160,000</u>
<u>Other Long-Term Obligations:</u>					
Lease payable	6,029	165,899	(27,975)	143,953	30,337
Compensated absences	1,204,024	215,770	(54,676)	1,365,118	107,081
Net pension liability	23,850,971	161,846	(570,642)	23,442,175	-
Net OPEB liability	<u>1,092,423</u>	<u>217,677</u>	<u>-</u>	<u>1,310,100</u>	<u>-</u>
Total other long-term liabilities	<u>26,153,447</u>	<u>761,192</u>	<u>(653,293)</u>	<u>26,261,346</u>	<u>137,418</u>
Total	<u>\$ 36,823,447</u>	<u>\$ 761,192</u>	<u>\$ (1,788,293)</u>	35,796,346	<u>\$ 1,297,418</u>
Add: unamortized premium				<u>209,124</u>	
Total long-term liabilities reported on statement of net position				<u>\$ 36,005,470</u>	

Compensated Absences: Compensated absences represent accumulated vacation and an estimated sick leave liability for employees both eligible to retire and those expected to become eligible in the future. Compensated absences will be paid from the fund from which the employee is paid which, for the District, is primarily the general fund.

**JONATHAN ALDER LOCAL SCHOOL DISTRICT  
MADISON COUNTY, OHIO**

**NOTES TO THE BASIC FINANCIAL STATEMENTS  
FOR THE FISCAL YEAR ENDED JUNE 30, 2024**

**NOTE 10 - LONG-TERM OBLIGATIONS - (Continued)**

Series 2016 Refunding General Obligation Bonds - On August 24, 2016, the District issued general obligation bonds (Series 2016 Refunding Bonds) to advance refund the callable portion of the Series 2006 Current Interest General Obligation Bonds (principal \$8,865,000; interest rate of 4.25% to 4.375%). Issuance proceeds of \$9,052,226 were used to purchase securities which were placed in an irrevocable trust to provide resources for all future debt service payments on the refunded debt. This refunded debt is considered defeased (in-substance) and accordingly, has been removed from the statement of net position. The balance of the refunded bonds was \$8,720,000 at June 30, 2024.

The refunding issue is comprised of current interest bonds, par value \$8,780,000. The interest rate on the current interest bonds range from 4.25% to 4.375%.

The reacquisition price exceeded the net carrying amount of the old debt (including unamortized deferred changes and unamortized premiums) by \$89,770. This amount is being netted against the new debt and amortized over the remaining life of the refunded debt, which is equal to the life of the new debt issued.

Payments of principal and interest relating to the Series 2016 refunding bonds are recorded as expenditures in the bond retirement fund. Interest payments on the current interest bonds are due on June 1 and December 1 each year. The final maturity stated in the issue is December 1, 2030.

Series 2017 Refunding General Obligation Bonds - On September 5, 2017, the District issued general obligation bonds (Series 2017 Refunding Bonds) to current refund the callable portion of the Series 2007 Current Interest Refunding Bonds (principal \$7,505,000; interest rate of 4.00% to 4.25%). Issuance proceeds of \$7,647,334 were used to purchase securities which were placed in an irrevocable trust to provide resources for the debt service payment due on December 1, 2017 when the refunded debt was called. The Series 2007 Refunding bonds have been defeased and removed from the statement of net position. The balance of the refunded bonds was \$1,205,000 at June 30, 2024.

The refunding issue is comprised of current interest bonds, par value \$7,345,000. The interest rate on the current interest bonds range from 4.00% to 4.25%.

The reacquisition price exceeded the net carrying amount of the old debt (including unamortized deferred changes and unamortized premiums) by \$146,087. This amount is being netted against the new debt and amortized over the remaining life of the refunded debt, which is equal to the life of the new debt issued.

Payments of principal and interest relating to the Series 2017 refunding bonds are recorded as expenditures in the bond retirement fund. Interest payments on the current interest bonds are due on June 1 and December 1 each year. The final maturity stated in the issue is December 1, 2024.

Leases Payable - The District has entered into lease agreements for the use of right to use equipment. Due to the implementation of GASB Statement No. 87, the District will report an intangible capital asset and corresponding liability for the future scheduled payments under the leases. The lease payments will be paid from the general fund.

The District has entered into a lease agreement for copier equipment as follows:

<u>Purpose</u>	<u>Lease</u>	<u>Years</u>	<u>Lease</u>	<u>Payment</u>
	<u>Commencement</u>		<u>End</u>	<u>Method</u>
	<u>Date</u>		<u>Date</u>	
Copier Equipment	2018	5	2023	Monthly
Copier Equipment	2023	5	2028	Monthly

The District's lease on copier equipment was renewed in fiscal year 2024.

**JONATHAN ALDER LOCAL SCHOOL DISTRICT  
MADISON COUNTY, OHIO**

**NOTES TO THE BASIC FINANCIAL STATEMENTS  
FOR THE FISCAL YEAR ENDED JUNE 30, 2024**

**NOTE 10 - LONG-TERM OBLIGATIONS - (Continued)**

The following is a schedule of future lease payments under the lease agreements:

<u>Fiscal Year</u>	<u>Principal</u>	<u>Interest</u>	<u>Total</u>
2025	\$ 30,337	\$ 5,375	\$ 35,712
2026	31,614	4,099	35,713
2027	32,944	2,768	35,712
2028	34,331	1,381	35,712
2029	<u>14,727</u>	<u>152</u>	<u>14,879</u>
Total	<u>\$ 143,953</u>	<u>\$ 13,775</u>	<u>\$ 157,728</u>

Net Pension Liability: See Note 12 for more details. The District pays obligations related to employee compensation from the fund benefitting from their service.

Net OPEB Liability/Asset: See Note 13 for more details. The District pays obligations related to employee compensation from the fund benefitting from their service.

**B. Future Debt Service Requirements**

The following is a summary of the District's future debt service requirements to maturity for general obligation bonds:

<u>Fiscal Year Ended</u>	<u>General Obligation Bonds</u>		
	<u>Principal</u>	<u>Interest</u>	<u>Total</u>
2025	\$ 1,160,000	\$ 234,675	\$ 1,394,675
2026	1,315,000	204,325	1,519,325
2027	1,340,000	174,425	1,514,425
2028	1,370,000	140,551	1,510,551
2029	1,415,000	105,738	1,520,738
2030 - 2031	<u>2,935,000</u>	<u>88,725</u>	<u>3,023,725</u>
Total	<u>\$ 9,535,000</u>	<u>\$ 948,439</u>	<u>\$ 10,483,439</u>

**C. Legal Debt Margin**

The Ohio Revised Code provides that voted net general obligation debt of the District shall never exceed 9% of the total assessed valuation of the District. The code further provides that unvoted indebtedness shall not exceed 1/10 of 1% of the property valuation of the District. The code additionally states that unvoted indebtedness related to energy conservation debt shall not exceed 9/10 of 1% of the property valuation of the District. The assessed valuation used in determining the District's legal debt margin has been modified by House Bill 530 which became effective March 30, 2006. In accordance with House Bill 530, the assessed valuation used in the District's legal debt margin calculation excluded tangible personal property used in business, telephone or telegraph property, interexchange telecommunications company property, and personal property owned or leased by a railroad company and used in railroad operations. The effects of these debt limitations at June 30, 2024, are a voted debt margin of \$51,933,875 (including available funds of \$3,232,386) and an unvoted debt margin of \$647,072.

**JONATHAN ALDER LOCAL SCHOOL DISTRICT  
MADISON COUNTY, OHIO**

**NOTES TO THE BASIC FINANCIAL STATEMENTS  
FOR THE FISCAL YEAR ENDED JUNE 30, 2024**

**NOTE 11 - RISK MANAGEMENT**

**A. Property and Liability**

During fiscal year 2024, the District participated in the Ohio School Plan (OSP), a public entity insurance purchasing pool (See Note 2.A.). The District entered into an agreement with the OSP and its premium is based on types of coverage, limits of coverage and deductibles that it selects. The OSP is administered by Hylant Administrative Services, LLC. The following is the District's insurance coverage:

Total policy coverage - includes the following:

Property limit (\$1,000 deductible)	\$120,431,883
Boiler and Machinery (\$1,000 deductible)	100,000,000
Automobile liability (\$1,000 deductible)	4,000,000
Uninsured/underinsured motorist	50,000
Medical payments	5,000
Public Employee dishonesty	100,000
General school district liability:	
Per occurrence	4,000,000
Aggregate per year	6,000,000

Settled claims have not exceeded this commercial coverage in any of the past three years. There has not been a significant reduction in insurance coverage from the prior year.

**B. Workers' Compensation Plan**

The District participates in a group rating plan (GRP). The intent of the GRP is to achieve the benefit of a reduced premium for the District by virtue of its grouping and representation with other participants in the GRP.

The workers' compensation experience of the participating districts is calculated as one experience and a common premium rate is applied to all school districts in the GRP. Each participant pays its workers' compensation premium to the state based on the rate for the GRP rather than its individual rate. Total savings are then calculated and each participant's individual performance is compared to the overall savings percentage of the GRP. A participant will then either receive money from or be required to contribute to the "equity pooling fund". This "equity pooling" arrangement insures that each participant shares equally in the overall performance of the GRP. Participation in the GRP is limited to districts that can meet the GRP's selection criteria. Sedgwick provides administrative, cost control and actuarial services to the GRP.

**C. Employee Group Health and Dental Insurance**

The District joined the Ohio School Benefit Cooperative (OSBC) in January 2015 for group purchasing savings. In January of 2024, the District started offering health insurance benefits to employees through a fully-funded health reimbursement insurance program. Previously, District was a self-funded entity under the cooperative. The cooperative is a large purchasing group made up of mostly public school districts. The district is a fully-funded entity under the cooperative as of January 1, 2024, utilizing Medical Mutual as their PPO. Dental insurance program is with the OASIS Trust. Activity related to the self-insurance program is recorded in an internal service fund. The District has elected to maintain the funds within the District; however, monthly premiums (both employee and employer) portions are paid out of the respective employee funds and paid into the self-insurance fund. The third-party administrator processes the claims which are approved by the District Treasurer. Monies are then transferred to a clearing account and claims are paid.

**JONATHAN ALDER LOCAL SCHOOL DISTRICT  
MADISON COUNTY, OHIO**

**NOTES TO THE BASIC FINANCIAL STATEMENTS  
FOR THE FISCAL YEAR ENDED JUNE 30, 2024**

**NOTE 11 - RISK MANAGEMENT**

The claims liability of \$40,920 reported in the internal service fund at June 30, 2024, is based on an estimate provided by the third party administrator and the requirements of GASB Statement No. 10, "Accounting and Financial Reporting for Risk Financing and Related Insurance Issues", as amended by GASB Statement No. 30, "Risk Financing Omnibus", which requires that a liability for unpaid claims costs, including estimates of costs relating to incurred, but not reported claims, be accrued at the estimated ultimate cost of settling the claims.

<u>Fiscal Year</u>	<u>Beginning Balance</u>	<u>Claims Incurred</u>	<u>Claims Payments</u>	<u>Ending Balance</u>
2024	247,648	\$ 1,834,300	\$ (2,041,658)	\$ 40,290
2023	225,671	2,851,276	(2,829,299)	247,648

**NOTE 12 - DEFINED BENEFIT PENSION PLANS**

The Statewide retirement systems provide both pension benefits and other postemployment benefits (OPEB).

***Net Pension Liability/Net OPEB Liability/Asset***

The net pension liability and the net OPEB liability/asset reported on the statement of net position represents a liability or asset to employees for pensions and OPEB, respectively.

Pensions and OPEB are a component of exchange transactions—between an employer and its employees—of salaries and benefits for employee services. Pensions/OPEB are provided to an employee—on a deferred-payment basis—as part of the total compensation package offered by an employer for employee services each financial period. The obligation to sacrifice resources for pensions is a present obligation because it was created as a result of employment exchanges that already have occurred.

The net pension/OPEB liability (asset) represent the District's proportionate share of each pension/OPEB plan's collective actuarial present value of projected benefit payments attributable to past periods of service, net of each pension/OPEB plan's fiduciary net position. The net pension/OPEB liability (asset) calculation is dependent on critical long-term variables, including estimated average life expectancies, earnings on investments, cost of living adjustments and others. While these estimates use the best information available, unknowable future events require adjusting these estimates annually.

The Ohio Revised Code limits the District's obligation for this liability to annually required payments. The District cannot control benefit terms or the manner in which pensions/OPEB are financed; however, the District does receive the benefit of employees' services in exchange for compensation including pension and OPEB.

GASB 68/75 assumes the liability is solely the obligation of the employer, because (1) they benefit from employee services; and (2) State statute requires funding to come from these employers. All pension contributions to date have come solely from these employers (which also includes pension costs paid in the form of withholdings from employees). The retirement systems may allocate a portion of the employer contributions to provide for these OPEB benefits. In addition, health care plan enrollees pay a portion of the health care costs in the form of a monthly premium. State statute requires the retirement systems to amortize unfunded pension liabilities within 30 years. If the pension amortization period exceeds 30 years, each retirement system's board must propose corrective action to the State legislature. Any resulting legislative change to benefits or funding could significantly affect the net pension/OPEB liability (asset). Resulting adjustments to the net pension/OPEB liability (asset) would be effective when the changes are legally enforceable. The Ohio Revised Code permits, but does not require, the retirement systems to provide healthcare to eligible benefit recipients.

The remainder of this note includes the required pension disclosures. See Note 13 for the required OPEB disclosures.

**JONATHAN ALDER LOCAL SCHOOL DISTRICT  
MADISON COUNTY, OHIO**

**NOTES TO THE BASIC FINANCIAL STATEMENTS  
FOR THE FISCAL YEAR ENDED JUNE 30, 2024**

**NOTE 12 - DEFINED BENEFIT PENSION PLANS - (Continued)**

The proportionate share of each plan's unfunded benefits is presented as a long-term *net pension/OPEB liability (asset)* on the accrual basis of accounting. Any liability for the contractually required pension contribution outstanding at the end of the year is included in pension and postemployment benefits payable on both the accrual and modified accrual bases of accounting.

***Plan Description - School Employees Retirement System (SERS)***

Plan Description - The District's non-teaching employees participate in SERS, a cost-sharing multiple-employer defined benefit pension plan administered by SERS. SERS provides retirement, disability and survivor benefits, annual cost-of-living adjustments, and death benefits to plan members and beneficiaries. Authority to establish and amend benefits is provided by Ohio Revised Code Chapter 3309. SERS issues a publicly available, stand-alone financial report that includes financial statements, required supplementary information and detailed information about SERS' fiduciary net position. That report can be obtained by visiting the SERS website at [www.ohsers.org](http://www.ohsers.org) under Employers/Audit Resources.

Age and service requirements for retirement are as follows:

	Eligible to Retire on or before August 1, 2017 *	Eligible to Retire after August 1, 2017
Full benefits	Any age with 30 years of service credit	Age 67 with 10 years of service credit; or Age 57 with 30 years of service credit
Actuarially reduced benefits	Age 60 with 5 years of service credit; or Age 55 with 25 years of service credit	Age 62 with 10 years of service credit; or Age 60 with 25 years of service credit

\* Members with 25 years of service credit as of August 1, 2017 will be included in this plan.

Annual retirement benefits are calculated based on final average salary multiplied by a percentage that varies based on years of service; 2.2% for the first thirty years of service and 2.5% for years of service credit over 30. Final average salary is the average of the highest three years of salary.

An individual whose benefit effective date is before April 1, 2018, is eligible for a cost-of-living adjustment (COLA) on the first anniversary date of the benefit. Beginning April 1, 2018, new benefit recipients must wait until the fourth anniversary of their benefit for COLA eligibility. The COLA is added each year to the base benefit amount on the anniversary date of the benefit. A three-year COLA suspension was in effect for all benefit recipients for the years 2018, 2019, and 2020. Upon resumption of the COLA, it will be indexed to the percentage increase in the CPI-W, not to exceed 2.5% and with a floor of 0%. In 2023, the Board of Trustees approved a 2.5% cost-of-living adjustment (COLA) for eligible retirees and beneficiaries for calendar year 2023.

Funding Policy - Plan members are required to contribute 10.00% of their annual covered salary and the District is required to contribute 14.00% of annual covered payroll. The contribution requirements of plan members and employers are established and may be amended by the SERS' Retirement Board up to statutory maximum amounts of 10.00% for plan members and 14.00% for employers. The Retirement Board, acting with the advice of the actuary, allocates the employer contribution rate among four of the System's funds (Pension Trust Fund, Death Benefit Fund, Medicare B Fund, and Health Care Fund). For the fiscal year ended June 30, 2024, the allocation to pension, death benefits, and Medicare B was 14.00%. For fiscal year 2024, the Retirement Board did not allocate any employer contribution to the Health Care Fund.

The District's contractually required contribution to SERS was \$576,192 for fiscal year 2024. Of this amount, \$123,988 is reported as pension and postemployment benefits payable.

**JONATHAN ALDER LOCAL SCHOOL DISTRICT  
MADISON COUNTY, OHIO**

**NOTES TO THE BASIC FINANCIAL STATEMENTS  
FOR THE FISCAL YEAR ENDED JUNE 30, 2024**

**NOTE 12 - DEFINED BENEFIT PENSION PLANS - (Continued)**

***Plan Description - State Teachers Retirement System (STRS)***

Plan Description - Licensed teachers participate in STRS, a cost-sharing multiple-employer public employee retirement system administered by STRS. STRS provides retirement and disability benefits to members and death and survivor benefits to beneficiaries. STRS issues a stand-alone financial report that includes financial statements, required supplementary information and detailed information about STRS' fiduciary net position. That report can be obtained by writing to STRS, 275 E. Broad St., Columbus, OH 43215-3771, by calling (888) 227-7877, or by visiting the STRS website at [www.strsoh.org](http://www.strsoh.org).

New members have a choice of three retirement plans: a Defined Benefit (DB) Plan, a Defined Contribution (DC) Plan and a Combined (CO) Plan. Benefits are established by Ohio Revised Code Chapter 3307.

The DB plan offers an annual retirement allowance based on final average salary multiplied by a percentage that varies based on years of service. Effective August 1, 2015, the calculation is 2.20% of final average salary for the five highest years of earnings multiplied by all years of service. In April 2017, the Retirement Board made the decision to reduce COLA granted on or after July 1, 2017, to 0.0% upon a determination by its actuary that it was necessary to preserve the fiscal integrity of the retirement system. Benefit recipients' base benefit and past cost-of living increases are not affected by this change. Effective July 1, 2022, a onetime ad-hoc COLA of 3.0% of the base benefit was granted to eligible benefit recipients to begin on the anniversary of their retirement benefit in fiscal year 2023 as long as they retired prior to July 1, 2018. Effective July 1, 2023, a one-time ad-hoc COLA of 1.0% of the base benefit was granted to eligible benefit recipients to begin on the anniversary of their retirement benefit in fiscal year 2024 as long as they retired prior to July 1, 2019. Pursuant to Ohio Revised Code 3307.67(E) the STRS Ohio Retirement Board may adjust the COLA upon a determination by the board's actuary that a change will not materially impair the fiscal integrity of the system or is necessary to preserve the fiscal integrity of the system.

Eligibility changes for DB Plan members who retire with actuarially reduced benefits will be phased in until August 1, 2023 when retirement eligibility will be five years of qualifying service credit and age 60, or 30 years of service credit regardless of age.

The DC Plan allows members to place all of their member contributions and 11.09% of the 14% employer contributions into an investment account. The member determines how to allocate the member and employer money among various investment choices offered by STRS. The remaining 2.91% of the 14% employer rate is allocated to the defined benefit unfunded liability. A member is eligible to receive a retirement benefit at age 50 and termination of employment. The member may elect to receive a lifetime monthly annuity or a lump sum withdrawal.

The Combined Plan offers features of both the DB Plan and the DC Plan. In the Combined Plan, 12% of the 14% member rate goes to the DC Plan and the remaining 2% is applied to the DB Plan. Member contributions to the DC Plan are allocated among investment choices by the member, and contributions to the DB Plan from the employer and the member are used to fund the defined benefit payment at a reduced level from the regular DB Plan. The defined benefit portion of the Combined Plan payment is payable to a member on or after age 60 with five years of service. The defined contribution portion of the account may be taken as a lump sum payment or converted to a lifetime monthly annuity after termination of employment at age 50 and after termination of employment.

New members who choose the DC Plan or Combined Plan will have another opportunity to reselect a permanent plan during their fifth year of membership. Members may remain in the same plan or transfer to another STRS plan. The optional annuitization of a member's defined contribution account or the defined contribution portion of a member's Combined Plan account to a lifetime benefit results in STRS bearing the risk of investment gain or loss on the account. STRS has therefore included all three plan options as one defined benefit plan for GASB 68 reporting purposes.



**JONATHAN ALDER LOCAL SCHOOL DISTRICT  
MADISON COUNTY, OHIO**

**NOTES TO THE BASIC FINANCIAL STATEMENTS  
FOR THE FISCAL YEAR ENDED JUNE 30, 2024**

**NOTE 12 - DEFINED BENEFIT PENSION PLANS - (Continued)**

A DB or Combined Plan member with five or more years of credited service, who is determined to be disabled, may qualify for a disability benefit. New members, on or after July 1, 2013, must have at least ten years of qualifying service credit to apply for disability benefits. Members in the DC Plan who become disabled are entitled only to their account balance. Eligible survivors of members who die before service retirement may qualify for monthly benefits. If a member of the DC Plan dies before retirement benefits begin, the member's designated beneficiary is entitled to receive the member's account balance.

Funding Policy - Employer and member contribution rates are established by the State Teachers Retirement Board and limited by Chapter 3307 of the Ohio Revised Code. The fiscal year 2024 employer and employee contribution rate of 14% was equal to the statutory maximum rates. For fiscal year 2024, the full employer contribution was allocated to pension.

The District's contractually required contribution to STRS was \$1,880,328 for fiscal year 2024. Of this amount, \$330,592 is reported as pension and postemployment benefits payable.

***Net Pension Liabilities, Pension Expense, and Deferred Outflows of Resources and Deferred Inflows of Resources Related to Pensions***

The net pension liability was measured as of June 30, 2023, and the total pension liability used to calculate the net pension liability was determined by an actuarial valuation as of that date. The District's proportion of the net pension liability was based on the District's share of contributions to the pension plan relative to the contributions of all participating entities.

Following is information related to the proportionate share and pension expense:

	<u>SERS</u>	<u>STRS</u>	<u>Total</u>
Proportion of the net pension liability prior measurement date	0.075950800%	0.088811740%	
Proportion of the net pension liability current measurement date	<u>0.077275300%</u>	<u>0.089028910%</u>	
Change in proportionate share	<u>0.001324500%</u>	<u>0.000217170%</u>	
Proportionate share of the net pension liability	\$ 4,269,856	\$ 19,172,319	\$ 23,442,175
Pension expense	\$ 451,735	\$ 1,705,462	\$ 2,157,197

**JONATHAN ALDER LOCAL SCHOOL DISTRICT  
MADISON COUNTY, OHIO**

**NOTES TO THE BASIC FINANCIAL STATEMENTS  
FOR THE FISCAL YEAR ENDED JUNE 30, 2024**

**NOTE 12 - DEFINED BENEFIT PENSION PLANS - (Continued)**

At June 30, 2024, the District reported deferred outflows of resources and deferred inflows of resources related to pensions from the following sources:

	SERS	STRS	Total
<b>Deferred outflows of resources</b>			
Differences between expected and actual experience	\$ 183,527	\$ 698,983	\$ 882,510
Changes of assumptions	30,245	1,578,945	1,609,190
Difference between employer contributions and proportionate share of contributions/ change in proportionate share	128,443	263,505	391,948
Contributions subsequent to the measurement date	<u>576,192</u>	<u>1,880,328</u>	<u>2,456,520</u>
Total deferred outflows of resources	<u>\$ 918,407</u>	<u>\$ 4,421,761</u>	<u>\$ 5,340,168</u>
	SERS	STRS	Total
<b>Deferred inflows of resources</b>			
Differences between expected and actual experience	\$ -	\$ 42,543	\$ 42,543
Net difference between projected and actual earnings on pension plan investments	60,016	57,457	117,473
Changes of assumptions	-	1,188,491	1,188,491
Difference between employer contributions and proportionate share of contributions/ change in proportionate share	<u>-</u>	<u>69,300</u>	<u>69,300</u>
Total deferred inflows of resources	<u>\$ 60,016</u>	<u>\$ 1,357,791</u>	<u>\$ 1,417,807</u>

\$2,456,520 reported as deferred outflows of resources related to pension resulting from District contributions subsequent to the measurement date will be recognized as a reduction of the net pension liability in the fiscal year ending June 30, 2025.

Other amounts reported as deferred outflows of resources and deferred inflows of resources related to pension will be recognized in pension expense as follows:

	SERS	STRS	Total
Fiscal Year Ending June 30:			
2025	\$ 115,208	\$ (58,416)	\$ 56,792
2026	(132,568)	(553,207)	(685,775)
2027	296,379	1,901,211	2,197,590
2028	<u>3,180</u>	<u>(105,946)</u>	<u>(102,766)</u>
Total	<u>\$ 282,199</u>	<u>\$ 1,183,642</u>	<u>\$ 1,465,841</u>

**JONATHAN ALDER LOCAL SCHOOL DISTRICT  
MADISON COUNTY, OHIO**

**NOTES TO THE BASIC FINANCIAL STATEMENTS  
FOR THE FISCAL YEAR ENDED JUNE 30, 2024**

**NOTE 12 - DEFINED BENEFIT PENSION PLANS - (Continued)**

***Actuarial Assumptions - SERS***

SERS' total pension liability was determined by their actuaries in accordance with GASB Statement No. 67, as part of their annual actuarial valuation for each defined benefit retirement plan. Actuarial valuations of an ongoing plan involve estimates of the value of reported amounts (e.g., salaries, credited service) and assumptions about the probability of occurrence of events far into the future (e.g., mortality, disabilities, retirements, employment terminations). Actuarially determined amounts are subject to continual review and potential modifications, as actual results are compared with past expectations and new estimates are made about the future.

Projections of benefits for financial reporting purposes are based on the substantive plan (the plan as understood by the employers and plan members) and include the types of benefits provided at the time of each valuation and the historical pattern of sharing benefit costs between the employers and plan members to that point. The projection of benefits for financial reporting purposes does not explicitly incorporate the potential effects of legal or contractual funding limitations. Future benefits for all current plan members were projected through 2137.

Actuarial calculations reflect a long-term perspective. For a newly hired employee, actuarial calculations will take into account the employee's entire career with the employer and also take into consideration the benefits, if any, paid to the employee after termination of employment until the death of the employee and any applicable contingent annuitant. In many cases actuarial calculations reflect several decades of service with the employer and the payment of benefits after termination.

Key methods and assumptions used in calculating the total pension liability in the latest actuarial valuation, prepared as of June 30, 2023 and June 30, 2022, are presented below:

Wage inflation:	
Current measurement date	2.40%
Prior measurement date	2.40%
Future salary increases, including inflation:	
Current measurement date	3.25% to 13.58%
Prior measurement date	3.25% to 13.58%
COLA or ad hoc COLA:	
Current measurement date	2.00%
Prior measurement date	2.00%
Investment rate of return:	
Current measurement date	7.00% net of system expenses
Prior measurement date	7.00% net of system expenses
Discount rate:	
Current measurement date	7.00%
Prior measurement date	7.00%
Actuarial cost method	Entry age normal (level percent of payroll)

In 2023, mortality rates were based on the PUB-2010 General Employee Amount Weighted Below Median Healthy Retiree mortality table projected to 2017 with ages set forward 1 year and adjusted 94.20% for males and set forward 2 years and adjusted 81.35% for females. Mortality among disabled members were based upon the PUB-2010 General Disabled Retiree mortality table projected to 2017 with ages set forward 5 years and adjusted 103.3% for males and set forward 3 years and adjusted 106.8% for females. Future improvement in mortality rates is reflected by applying the MP-2020 projection scale generationally.

**JONATHAN ALDER LOCAL SCHOOL DISTRICT  
MADISON COUNTY, OHIO**

**NOTES TO THE BASIC FINANCIAL STATEMENTS  
FOR THE FISCAL YEAR ENDED JUNE 30, 2024**

**NOTE 12 - DEFINED BENEFIT PENSION PLANS - (Continued)**

In the prior measurement date, mortality rates were based on the PUB-2010 General Employee Amount Weight Below Median Healthy Retiree mortality table projected to 2017 with ages set forward 1 year and adjusted 94.20% for males and set forward 2 years and adjusted 81.35% for females. Mortality among disabled members were based upon the PUB-2010 General Disabled Retiree mortality table projected to 2017 with ages set forward 5 years and adjusted 103.3% for males and set forward 3 years and adjusted 106.8% for females. Future improvement in mortality rates is reflected by applying the MP-2020 projection scale generationally.

The most recent experience study was completed for the five-year period ended June 30, 2020.

The long-term return expectation for the Pension Plan Investments has been determined by using a building-block approach and assumes a time horizon, as defined in SERS' Statement of Investment Policy. Ohio Revised Code Section 3309.15 and the Board-adopted Investment Policy govern investment activity at SERS. A forecasted rate of inflation serves as the baseline for the return expectation. Various real return premiums over the baseline inflation rate have been established for each asset class. The long-term expected nominal rate of return has been determined by calculating a weighted average of the expected real return premiums for each asset class, adding the projected inflation rate, and adding the expected return from rebalancing uncorrelated asset classes.

The target allocation and best estimates of arithmetic real rates of return for each major asset class are summarized in the following table:

<u>Asset Class</u>	<u>Target Allocation</u>	<u>Long-Term Expected Real Rate of Return</u>
Cash	2.00 %	0.75 %
US Equity	24.75	4.82
Non-US Equity Developed	13.50	5.19
Non-US Equity Emerging	6.75	5.98
Fixed Income/Global Bonds	19.00	2.24
Private Equity	12.00	7.49
Real Estate/Real Assets	17.00	3.70
Private Debt/Private Credit	5.00	5.64
Total	<u>100.00 %</u>	

**Discount Rate** - Total pension liability was calculated using the discount rate of 7.00%. The discount rate determination did not use a municipal bond rate. The projection of cash flows used to determine the discount rate assumed that employers would contribute the actuarially determined contribution rate of projected compensation over the remaining 21-year amortization period of the unfunded actuarial accrued liability. The actuarially determined contribution rate of fiscal year 2023 was 14%. Projected inflows from investment earnings were calculated using the long-term assumed investment rate of return, 7.00%. Based on those assumptions, the plan's fiduciary net position was projected to be available to make all future benefit payments of current plan members. Therefore, the long-term expected rate of return on pension plan investments was applied to all periods of projected benefits to determine the total pension liability. The annual money weighted rate of return, calculated as the internal rate of return on pension plan investments, for fiscal year 2023 was 6.90%.

**JONATHAN ALDER LOCAL SCHOOL DISTRICT  
MADISON COUNTY, OHIO**

**NOTES TO THE BASIC FINANCIAL STATEMENTS  
FOR THE FISCAL YEAR ENDED JUNE 30, 2024**

**NOTE 12 - DEFINED BENEFIT PENSION PLANS - (Continued)**

***Sensitivity of the District's Proportionate Share of the Net Pension Liability to Changes in the Discount Rate*** - Net pension liability is sensitive to changes in the discount rate, and to illustrate the potential impact the following table presents the net pension liability calculated using the discount rate of 7.00%, as well as what each plan's net pension liability would be if it were calculated using a discount rate that is one percentage point lower (6.00%), or one percentage point higher (8.00%) than the current rate.

	1% Decrease	Current Discount Rate	1% Increase
District's proportionate share of the net pension liability	\$ 6,302,093	\$ 4,269,856	\$ 2,558,088

***Actuarial Assumptions - STRS***

Key methods and assumptions used in the latest actuarial valuation, reflecting experience study results used in the June 30, 2023 and June 30, 2022, actuarial valuation are presented below:

	June 30, 2023	June 30, 2022
Inflation	2.50%	2.50%
Projected salary increases	Varies by service from 2.50% to 8.50%	Varies by service from 2.50% to 8.50%
Investment rate of return	7.00%, net of investment expenses, including inflation	7.00%, net of investment expenses, including inflation
Discount rate of return	7.00%	7.00%
Payroll increases	3.00%	3.00%
Cost-of-living adjustments (COLA)	0.00%	0.00%

For the June 30, 2023 actuarial valuation, post-retirement mortality rates are based on the Pub-2010 Teachers Healthy Annuitant Mortality Table, adjusted 110% for males, projected forward generationally using mortality improvement scale MP-2020. Pre-retirement mortality rates are based on Pub-2010 Teachers Employee Table adjusted 95% for females, projected forward generationally using mortality improvement scale MP-2020. Post-retirement disabled mortality rates are based on Pub-2010 Teachers Disabled Annuitant Table projected forward generationally using mortality improvement scale MP-2020.

For the prior measurement date, post-retirement mortality rates are based on the Pub-2010 Teachers Healthy Annuitant Mortality Table, adjusted 110% for males, projected forward generationally using mortality improvement scale MP-2020. Pre-retirement mortality rates are based on Pub-2010 Teachers Employee Table adjusted 95% for females, projected forward generationally using mortality improvement scale MP-2020. Post-retirement disabled mortality rates are based on Pub-2010 Teachers Disable Annuitant Table projected forward generationally using mortality improvement scale MP-2020.

Actuarial assumptions used in the June 30, 2023 valuation are based on the results of an actuarial experience study for the period July 1, 2015 through June 30, 2021. An actuarial experience study is done on a quinquennial basis.

**JONATHAN ALDER LOCAL SCHOOL DISTRICT  
MADISON COUNTY, OHIO**

**NOTES TO THE BASIC FINANCIAL STATEMENTS  
FOR THE FISCAL YEAR ENDED JUNE 30, 2024**

**NOTE 12 - DEFINED BENEFIT PENSION PLANS - (Continued)**

STRS' investment consultant develops an estimate range for the investment return assumption based on the target allocation adopted by the Retirement Board. The target allocation and long-term expected rate of return for each major asset class are summarized as follows:

Asset Class	Target Allocation*	Long-Term Expected Real Rate of Return **
Domestic Equity	26.00 %	6.60 %
International Equity	22.00	6.80
Alternatives	19.00	7.38
Fixed Income	22.00	1.75
Real Estate	10.00	5.75
Liquidity Reserves	1.00	1.00
Total	<u>100.00 %</u>	

\* Final target weights reflected at October 1, 2022.

\*\*10-Year annualized geometric nominal returns, which include the real rate of return and inflation of 2.25% and is net of investment expenses. Over a 30-year period, STRS' investment consultant indicates that the above target allocations should generate a return above the actuarial rate of return, without net value added by management.

**Discount Rate** - The discount rate used to measure the total pension liability was 7.00% as of June 30, 2023. The projection of cash flows used to determine the discount rate assumes that member and employer contributions will be made at the statutory contribution rates in accordance with the rates described previously. For this purpose, only employer contributions that are intended to fund benefits of current plan members and their beneficiaries are included. Based on those assumptions, STRS' fiduciary net position was projected to be available to make all projected future benefit payments to current plan members as of June 30, 2023. Therefore, the long-term expected rate of return on pension plan investments of 7.00% was applied to all periods of projected benefit payments to determine the total pension liability as of June 30, 2023.

**Sensitivity of the District's Proportionate Share of the Net Pension Liability to Changes in the Discount Rate** - The following table represents the net pension liability as of June 30, 2023, calculated using the current period discount rate assumption of 7.00%, as well as what the net pension liability would be if it were calculated using a discount rate that is one percentage point lower (6.00%) or one percentage point higher (8.00%) than the current assumption:

	1% Decrease	Current Discount Rate	1% Increase
District's proportionate share of the net pension liability	\$ 29,482,785	\$ 19,172,319	\$ 10,452,488

**Assumption and Benefit Changes Since the Prior Measurement Date** - The discount rate remained at 7.00% for June 30, 2023 valuation. Demographic assumptions were changed based on the actuarial experience study for the period July 1, 2015 through June 30, 2021.

**JONATHAN ALDER LOCAL SCHOOL DISTRICT  
MADISON COUNTY, OHIO**

**NOTES TO THE BASIC FINANCIAL STATEMENTS  
FOR THE FISCAL YEAR ENDED JUNE 30, 2024**

**NOTE 13 - DEFINED BENEFIT OPEB PLANS**

***Net OPEB Liability/Asset***

See Note 12 for a description of the net OPEB liability (asset).

***Plan Description - School Employees Retirement System (SERS)***

Health Care Plan Description - The District contributes to the SERS Health Care Fund, administered by SERS for non-certificated retirees and their beneficiaries. For GASB 75 purposes, this plan is considered a cost-sharing other postemployment benefit (OPEB) plan. SERS' Health Care Plan provides healthcare benefits to eligible individuals receiving retirement, disability, and survivor benefits, and to their eligible dependents. Members who retire after June 1, 1986, need 10 years of service credit, exclusive of most types of purchased credit, to qualify to participate in SERS' health care coverage. The following types of credit purchased after January 29, 1981, do not count toward health care coverage eligibility: military, federal, out-of-state, municipal, private school, exempted, and early retirement incentive credit. In addition to age and service retirees, disability benefit recipients and beneficiaries who are receiving monthly benefits due to the death of a member or retiree, are eligible for SERS' health care coverage. Most retirees and dependents choosing SERS' health care coverage are over the age of 65 and therefore enrolled in a fully insured Medicare Advantage plan; however, SERS maintains a traditional, self-insured preferred provider organization for its non-Medicare retiree population. For both groups, SERS offers a self-insured prescription drug program. Health care is a benefit that is permitted, not mandated, by statute. The financial report of the Plan is included in the SERS Annual Comprehensive Financial Report which can be obtained on SERS' website at [www.ohsers.org](http://www.ohsers.org) under Employers/Audit Resources.

The Health Care program is financed through a combination of employer contributions, recipient premiums, investment returns, and any funds received on behalf of SERS' participation in Medicare programs. The System's goal is to maintain a health care reserve account with a 20-year solvency period in order to ensure that fluctuations in the cost of health care do not cause an interruption in the program. However, during any period in which the 20-year solvency period is not achieved, the System shall manage the Health Care Fund on a pay-as-you-go basis.

Access to health care for retirees and beneficiaries is permitted in accordance with Section 3309 of the Ohio Revised Code. The Health Care Fund was established and is administered in accordance with Internal Revenue Code Section 105(e). SERS' Retirement Board reserves the right to change or discontinue any health plan or program. Active employee members do not contribute to the Health Care Plan. The SERS Retirement Board established the rules for the premiums paid by the retirees for health care coverage for themselves and their dependents or for their surviving beneficiaries. Premiums vary depending on the plan selected, qualified years of service, Medicare eligibility, and retirement status.

Funding Policy - State statute permits SERS to fund the health care benefits through employer contributions. Each year, after the allocation for statutorily required pensions and benefits, the Retirement Board may allocate the remainder of the employer contribution of 14% of covered payroll to the Health Care Fund in accordance with the funding policy. For the fiscal year ended June 30, 2024, SERS did not allocate any employer contributions to post-employment health care. An additional health care surcharge on employers is collected for employees earning less than an actuarially determined minimum compensation amount, pro-rated if less than a full year of service credit was earned. For fiscal year 2024, this amount was \$30,000. Statutes provide that no employer shall pay a health care surcharge greater than 2% of that employer's SERS-covered payroll; nor may SERS collect in aggregate more than 1.5% of the total statewide SERS-covered payroll for the health care surcharge. For fiscal year 2024, the District's surcharge obligation was \$63,208.

The surcharge added to the allocated portion of the 14% employer contribution rate is the total amount assigned to the Health Care Fund. The District's contractually required contribution to SERS was \$63,208 for fiscal year 2024. Of this amount, \$63,208 is reported as pension and postemployment benefits payable.

**JONATHAN ALDER LOCAL SCHOOL DISTRICT  
MADISON COUNTY, OHIO**

**NOTES TO THE BASIC FINANCIAL STATEMENTS  
FOR THE FISCAL YEAR ENDED JUNE 30, 2024**

**NOTE 13 - DEFINED BENEFIT OPEB PLANS - (Continued)**

***Plan Description - State Teachers Retirement System (STRS)***

Plan Description - The State Teachers Retirement System of Ohio (STRS) administers a cost-sharing Health Plan administered for eligible retirees who participated in the defined benefit or combined pension plans offered by STRS. Ohio law authorizes STRS to offer this plan. Benefits include hospitalization, physicians' fees, prescription drugs and partial reimbursement of monthly Medicare Part B premiums. Health care premiums were reduced by a Medicare Part B premium credit beginning in 2023. The Plan is included in the report of STRS which can be obtained by visiting [www.strsoh.org](http://www.strsoh.org) or by calling (888) 227-7877.

Funding Policy - Ohio Revised Code Chapter 3307 authorizes STRS to offer the Plan and gives the Retirement Board discretionary authority over how much, if any, of the health care costs will be absorbed by STRS. Active employee members do not contribute to the Health Care Plan. Nearly all health care plan enrollees, for the most recent year, pay a portion of the health care costs in the form of a monthly premium. Under Ohio law, funding for post-employment health care may be deducted from employer contributions, currently 14% of covered payroll. For the fiscal year ended June 30, 2024, STRS did not allocate any employer contributions to post-employment health care.

***Net OPEB Liabilities/Assets, OPEB Expense, and Deferred Outflows of Resources and Deferred Inflows of Resources Related to OPEB***

The net OPEB liability/asset was measured as of June 30, 2023, and the total OPEB liability/asset used to calculate the net OPEB liability/asset was determined by an actuarial valuation as of that date. The District's proportion of the net OPEB liability/asset was based on the District's share of contributions to the respective retirement systems relative to the contributions of all participating entities.

Following is information related to the proportionate share and OPEB expense:

	SERS	STRS	Total
Proportion of the net OPEB liability/asset prior measurement date	0.077807300%	0.088811740%	
Proportion of the net OPEB liability/asset current measurement date	<u>0.079523100%</u>	<u>0.089028910%</u>	
Change in proportionate share	<u>0.001715800%</u>	<u>0.000217170%</u>	
Proportionate share of the net OPEB liability	\$ 1,310,100	\$ -	\$ 1,310,100
Proportionate share of the net OPEB asset	\$ -	\$ (1,731,489)	\$ (1,731,489)
OPEB expense	\$ (161,685)	\$ (93,433)	\$ (255,118)



**JONATHAN ALDER LOCAL SCHOOL DISTRICT  
MADISON COUNTY, OHIO**

**NOTES TO THE BASIC FINANCIAL STATEMENTS  
FOR THE FISCAL YEAR ENDED JUNE 30, 2024**

**NOTE 13 - DEFINED BENEFIT OPEB PLANS - (Continued)**

At June 30, 2024, the District reported deferred outflows of resources and deferred inflows of resources related to OPEB from the following sources:

	SERS	STRS	Total
<b>Deferred outflows of resources</b>			
Differences between expected and actual experience	\$ 2,727	\$ 2,702	\$ 5,429
Net difference between projected and actual earnings on OPEB plan investments	10,152	3,091	13,243
Changes of assumptions	442,986	255,071	698,057
Difference between employer contributions and proportionate share of contributions/ change in proportionate share	103,528	491	104,019
Contributions subsequent to the measurement date	<u>63,208</u>	<u>-</u>	<u>63,208</u>
Total deferred outflows of resources	<u><u>\$ 622,601</u></u>	<u><u>\$ 261,355</u></u>	<u><u>\$ 883,956</u></u>

	SERS	STRS	Total
<b>Deferred inflows of resources</b>			
Differences between expected and actual experience	\$ 675,667	\$ 264,098	\$ 939,765
Changes of assumptions	372,080	1,142,414	1,514,494
Difference between employer contributions and proportionate share of contributions/ change in proportionate share	<u>81,815</u>	<u>12,248</u>	<u>94,063</u>
Total deferred inflows of resources	<u><u>\$ 1,129,562</u></u>	<u><u>\$ 1,418,760</u></u>	<u><u>\$ 2,548,322</u></u>

\$63,208 reported as deferred outflows of resources related to OPEB resulting from District contributions subsequent to the measurement date will be recognized as a reduction of the net OPEB liability/asset in the fiscal year ending June 30, 2025.

Other amounts reported as deferred outflows of resources and deferred inflows of resources related to OPEB will be recognized in OPEB expense as follows:

	SERS	STRS	Total
Fiscal Year Ending June 30:			
2025	\$ (215,385)	\$ (517,327)	\$ (732,712)
2026	(179,177)	(233,561)	(412,738)
2027	(105,915)	(89,239)	(195,154)
2028	(62,494)	(121,159)	(183,653)
2029	(34,394)	(110,959)	(145,353)
Thereafter	<u>27,196</u>	<u>(85,160)</u>	<u>(57,964)</u>
Total	<u><u>\$ (570,169)</u></u>	<u><u>\$ (1,157,405)</u></u>	<u><u>\$ (1,727,574)</u></u>

**JONATHAN ALDER LOCAL SCHOOL DISTRICT  
MADISON COUNTY, OHIO**

**NOTES TO THE BASIC FINANCIAL STATEMENTS  
FOR THE FISCAL YEAR ENDED JUNE 30, 2024**

**NOTE 13 - DEFINED BENEFIT OPEB PLANS - (Continued)**

***Actuarial Assumptions - SERS***

The total OPEB liability is determined by SERS' actuaries in accordance with GASB Statement No. 74, as part of their annual actuarial valuation for each retirement plan. Actuarial valuations of an ongoing plan involve estimates of the value of reported amounts (e.g., salaries, credited service) and assumptions about the probability of occurrence of events far into the future (e.g., mortality, disabilities, retirements, employment terminations). Actuarially determined amounts are subject to continual review and potential modifications, as actual results are compared with past expectations and new estimates are made about the future.

Projections of benefits for financial reporting purposes are based on the substantive plan (the plan as understood by the employers and plan members) and include the types of benefits provided at the time of each valuation and the historical pattern of sharing benefit costs between the employers and plan members to that point. The projection of benefits for financial reporting purposes does not explicitly incorporate the potential effects of legal or contractual funding limitations.

Actuarial calculations reflect a long-term perspective. For a newly hired employee, actuarial calculations will take into account the employee's entire career with the employer and also take into consideration the benefits, if any, paid to the employee after termination of employment until the death of the employee and any applicable contingent annuitant. In many cases, actuarial calculations reflect several decades of service with the employer and the payment of benefits after termination.

Key methods and assumptions used in calculating the total OPEB liability in the latest actuarial valuation date of June 30, 2023 and June 30, 2022 are presented below:

Wage inflation:

Current measurement date	2.40%
Prior measurement date	2.40%

Future salary increases, including inflation:

Current measurement date	3.25% to 13.58%
Prior measurement date	3.25% to 13.58%

Investment rate of return:

Current measurement date	7.00% net of investment expense, including inflation
Prior measurement date	7.00% net of investment expense, including inflation

Municipal bond index rate:

Current measurement date	3.86%
Prior measurement date	3.69%

Single equivalent interest rate, net of plan investment expense,  
including price inflation:

Current measurement date	4.27%
Prior measurement date	4.08%

Medical trend assumption:

Current measurement date	6.75 to 4.40%
Prior measurement date	7.00 to 4.40%

**JONATHAN ALDER LOCAL SCHOOL DISTRICT  
MADISON COUNTY, OHIO**

**NOTES TO THE BASIC FINANCIAL STATEMENTS  
FOR THE FISCAL YEAR ENDED JUNE 30, 2024**

**NOTE 13 - DEFINED BENEFIT OPEB PLANS - (Continued)**

In 2023, the following mortality assumptions were used:

**Healthy Retirees** - PUB-2010 General Employee Amount Weighted Below Median Healthy Retiree mortality table projected to 2017 with ages set forward 1 year and adjusted 94.20% for males and set forward 2 years and adjusted 81.35% for females

**Disabled Retirees** - PUB-2010 General Disabled Retiree mortality table projected to 2017 with ages set forward 5 years and adjusted 103.3% for males and set forward 3 years and adjusted 106.8% for females.

**Contingent Survivors** - PUB-2010 General Amount Weighted Below Median Contingent Survivor mortality table projected to 2017 with ages set forward 1 year and adjusted 105.5% for males and adjusted 122.5% for females.

**Actives** - PUB-2010 General Amount Weighted Below Median Employee mortality table.

**Mortality Projection** - Mortality rates are projected using a fully generational projection with Scale MP-2020.

In the prior measurement date, mortality rates were based on the PUB-2010 General Employee Amount Weighted Below Median Healthy Retiree mortality table projected to 2017 with ages set forward 1 year and adjusted 94.20% for males and set forward 2 years and adjusted 81.35% for females. Mortality among disabled members were based upon the PUB-2010 General Disabled Retiree mortality table projected to 2017 with ages set forward 5 years and adjusted 103.3% for males and set forward 3 years and adjusted 106.8% for females. Future improvement in mortality rates is reflected by applying the MP-2020 projection scale generationally.

The most recent experience study was completed for the five-year period ended June 30, 2020.

The long-term expected rate of return is reviewed as part of the regular experience studies prepared every five years for SERS. The most recent five-year experience study was performed for the period covering fiscal years 2016 through 2020, and was adopted by the Board on April 15, 2021. Several factors are considered in evaluating the long-term rate of return assumption including long-term historical data, estimates inherent in current market data, and a long-normal distribution analysis in which best estimate ranges of expected future real rates of return (expected return, net of investment expense and inflation) were developed by the investment consultant for each major asset class. These ranges were combined to produce the long-term expected rate of return, 7.00%, by weighting the expected future real rates of return by the target asset allocation percentage and then adding expected inflation. The assumption is intended to be a long-term assumption and is not expected to change absent a significant change in the asset allocation, a change in the inflation assumption, or a fundamental change in the market that alters expected returns in future years.

The long-term expected nominal rate of return has been determined by calculating a weighted average of the expected real return premiums for each asset class, adding the projected inflation rate, and adding the expected return from rebalancing uncorrelated asset classes.

**JONATHAN ALDER LOCAL SCHOOL DISTRICT  
MADISON COUNTY, OHIO**

**NOTES TO THE BASIC FINANCIAL STATEMENTS  
FOR THE FISCAL YEAR ENDED JUNE 30, 2024**

**NOTE 13 - DEFINED BENEFIT OPEB PLANS - (Continued)**

The target asset allocation and best estimates of arithmetic real rates of return for each major asset class are summarized as follows:

Asset Class	Target Allocation	Long-Term Expected Real Rate of Return
Cash	2.00 %	0.75 %
US Equity	24.75	4.82
Non-US Equity Developed	13.50	5.19
Non-US Equity Emerging	6.75	5.98
Fixed Income/Global Bonds	19.00	2.24
Private Equity	12.00	7.49
Real Estate/Real Assets	17.00	3.70
Private Debt/Private Credit	5.00	5.64
Total	100.00 %	

**Discount Rate** - The discount rate used to measure the total OPEB liability at June 30, 2023, was 4.27%. The discount rate used to measure total OPEB liability prior to June 30, 2023, was 4.08%. The projection of cash flows used to determine the discount rate assumed that contributions will be made from members and the System at the contribution rate of 1.50% of projected covered payroll each year, which includes a 1.50% payroll surcharge and no contributions from the basic benefits plan. Based on these assumptions, the OPEB plan's fiduciary net position is projected to be depleted in 2048 by SERS' actuaries. The Fidelity General Obligation 20-year Municipal Bond Index Rate was used in the determination of the single equivalent interest rate for both the June 30, 2022 and the June 30, 2023 total OPEB liability. The Municipal Bond Index Rate is the single rate that will generate a present value of benefit payments equal to the sum of the present value determined by the long-term expected rate of return, and the present value determined by discounting those benefits after the date of depletion. The Municipal Bond Index Rate was 3.86% at June 30, 2023 and 3.69% at June 30, 2022.

**Sensitivity of the District's Proportionate Share of the Net OPEB Liability to Changes in the Discount Rate and Changes in the Health Care Cost Trend Rates** - The net OPEB liability is sensitive to changes in the discount rate and the health care cost trend rate. The following table presents the net OPEB liability, what the net OPEB liability would be if it were calculated using a discount rate that is 1 percentage point lower (3.27%) and higher (5.27%) than the current discount rate (4.27%). Also shown is what the net OPEB liability would be based on health care cost trend rates that are 1 percentage point lower (5.75% decreasing to 3.40%) and higher (7.75% decreasing to 5.40%) than the current rate (6.75% decreasing to 4.40%).

	1% Decrease	Current Discount Rate	1% Increase
District's proportionate share of the net OPEB liability	\$ 1,674,682	\$ 1,310,100	\$ 1,022,611
	1% Decrease	Current Trend Rate	1% Increase
District's proportionate share of the net OPEB liability	\$ 962,485	\$ 1,310,100	\$ 1,770,736

**JONATHAN ALDER LOCAL SCHOOL DISTRICT  
MADISON COUNTY, OHIO**

**NOTES TO THE BASIC FINANCIAL STATEMENTS  
FOR THE FISCAL YEAR ENDED JUNE 30, 2024**

**NOTE 13 - DEFINED BENEFIT OPEB PLANS - (Continued)**

***Actuarial Assumptions - STRS***

Key methods and assumptions used in the latest actuarial valuation, reflecting experience study results used in the June 30, 2023 actuarial valuation, compared with June 30, 2022 actuarial valuation, are presented below:

	June 30, 2023		June 30, 2022	
Inflation	2.50%		2.50%	
Projected salary increases	Varies by service from 2.50% to 8.50%		Varies by service from 2.50% to 8.50%	
Investment rate of return	7.00%, net of investment expenses, including inflation		7.00%, net of investment expenses, including inflation	
Payroll increases	3.00%		3.00%	
Cost-of-living adjustments (COLA)	0.00%		0.00%	
Discount rate of return	7.00%		7.00%	
Blended discount rate of return	N/A		N/A	
Health care cost trends				
	Initial	Ultimate	Initial	Ultimate
Medical				
Pre-Medicare	7.50%	4.14%	7.50%	3.94%
Medicare	-10.94%	4.14%	-68.78%	3.94%
Prescription Drug				
Pre-Medicare	-11.95%	4.14%	9.00%	3.94%
Medicare	1.33%	4.14%	-5.47%	3.94%

Projections of benefits include the historical pattern of sharing benefit costs between the employers and retired plan members.

For the June 30, 2023 actuarial valuation, for healthy retirees the post-retirement mortality rates are based on the Pub-2010 Teachers Healthy Annuitant Mortality Table, adjusted 110% for males, projected forward generationally using mortality improvement scale MP-2020; pre-retirement mortality rates are based on Pub-2010 Teachers Employee Table adjusted 95% for females, projected forward generationally using mortality improvement scale MP-2020. For disabled retirees, mortality rates are based on the Pub-2010 Teachers Disabled Annuitant Table projected forward generationally using mortality improvement scale MP-2020.

For the prior measurement date, for healthy retirees the post-retirement mortality rates are based on the Pub-2010 Teachers Healthy Annuitant Mortality Table, adjusted 110% for males, projected forward generationally using mortality improvement scale MP-2020; pre-retirement mortality rates are based on Pub-2010 Teachers Employee Table adjusted 95% for females, projected forward generationally using mortality improvement scale MP-2020. For disabled retirees, mortality rates are based on the Pub-2010 Teachers Disabled Annuitant Table projected forward generationally using mortality improvement scale MP-2020.

Actuarial assumptions used in the June 30, 2023 valuation are based on the results of an actuarial experience study for the period July 1, 2015 through June 30, 2021. An actuarial experience study is done on a quinquennial basis.

***Assumption Changes Since the Prior Measurement Date*** - The discount rate remained unchanged at 7.00% for the June 30, 2023 valuation.

***Benefit Term Changes Since the Prior Measurement Date*** - Healthcare trends were updated to reflect emerging claims and recoveries experience as well as benefit changes effective January 1, 2024.

**JONATHAN ALDER LOCAL SCHOOL DISTRICT  
MADISON COUNTY, OHIO**

**NOTES TO THE BASIC FINANCIAL STATEMENTS  
FOR THE FISCAL YEAR ENDED JUNE 30, 2024**

**NOTE 13 - DEFINED BENEFIT OPEB PLANS - (Continued)**

STRS' investment consultant develops an estimate range for the investment return assumption based on the target allocation adopted by the Retirement Board. The target allocation and long-term expected rate of return for each major asset class are summarized as follows:

Asset Class	Target Allocation*	Long-Term Expected Real Rate of Return **
Domestic Equity	26.00 %	6.60 %
International Equity	22.00	6.80
Alternatives	19.00	7.38
Fixed Income	22.00	1.75
Real Estate	10.00	5.75
Liquidity Reserves	1.00	1.00
Total	100.00 %	

\* Final target weights reflected at October 1, 2022.

\*\*10-Year annualized geometric nominal returns, which include the real rate of return and inflation of 2.25% and is net of investment expenses. Over a 30-year period, STRS' investment consultant indicates that the above target allocations should generate a return above the actuarial rate of return, without net value added by management.

**Discount Rate** - The discount rate used to measure the total OPEB liability was 7.00% as of June 30, 2023. The projection of cash flows used to determine the discount rate assumed STRS continues to allocate no employer contributions to the health care fund. Based on those assumptions, the OPEB plan's fiduciary net position was projected to be available to make all projected future benefit payments to current plan members as of June 30, 2023. Therefore, the long-term expected rate of return on health care fund investments of 7.00% was applied to all periods of projected health care costs to determine the total OPEB liability as of June 30, 2023.

**Sensitivity of the District's Proportionate Share of the Net OPEB Asset to Changes in the Discount and Health Care Cost Trend Rate** - The following table represents the net OPEB asset as of June 30, 2023, calculated using the current period discount rate assumption of 7.00%, as well as what the net OPEB asset would be if it were calculated using a discount rate that is one percentage point lower (6.00%) or one percentage point higher (8.00%) than the current assumption. Also shown is the net OPEB asset as if it were calculated using health care cost trend rates that are one percentage point lower or one percentage point higher than the current health care cost trend rates.

	1% Decrease	Current Discount Rate	1% Increase
District's proportionate share of the net OPEB asset	\$ (1,465,479)	\$ (1,731,489)	\$ (1,963,156)
	1% Decrease	Current Trend Rate	1% Increase
District's proportionate share of the net OPEB asset	\$ (1,973,906)	\$ (1,731,489)	\$ (1,439,502)

**JONATHAN ALDER LOCAL SCHOOL DISTRICT  
MADISON COUNTY, OHIO**

**NOTES TO THE BASIC FINANCIAL STATEMENTS  
FOR THE FISCAL YEAR ENDED JUNE 30, 2024**

**NOTE 14 - CONTINGENCIES**

**A. Grants**

The District receives significant financial assistance from numerous federal, State and local agencies in the form of grants. The disbursement of funds received under these programs generally requires compliance with terms and conditions specified in the grant agreements and are subject to audit by the grantor agencies. Any disallowed claims resulting from such audits could become a liability of the District. However, in the opinion of management, any such disallowed claims will not have a material effect on the financial position of the District.

**B. Litigation**

The District is not involved in material litigation as either plaintiff or defendant.

**C. Foundation Funding**

Foundation funding is based on the annualized full-time equivalent (FTE) enrollment of each student. Traditional districts must comply with minimum hours of instruction, instead of a minimum number of school days each year. The funding formula the Ohio Department of Education and Workforce (ODEW) is legislatively required to follow will continue to adjust as enrollment information is updated by the District, which can extend past the fiscal year-end. ODEW has finalized these adjustments, which did not result in an adjustment.

**NOTE 15 - SET-ASIDES**

The District is required by State law to annually set-aside certain general fund revenue amounts, as defined by statutory formula, for the acquisition and construction of capital improvements. Amounts not spent by the end of the fiscal year or offset by similarly restricted resources received during the year must be held in cash at fiscal year-end. This amount must be carried forward to be used for the same purpose in future years. Expenditures exceeding the set-aside requirement may not be carried forward to the next fiscal year.

The following cash-basis information describes the change in the fiscal year-end set-aside amount for capital improvements. Disclosure of this information is required by State statute.

	<u>Capital Improvements</u>
Set-aside balance June 30, 2023	\$ -
Current year set-aside requirement	475,170
Current year offsets	<u>(475,170)</u>
Total	<u>\$ -</u>
Balance carried forward to fiscal year 2025	<u>\$ -</u>
Set-aside balance June 30, 2024	<u>\$ -</u>

**JONATHAN ALDER LOCAL SCHOOL DISTRICT  
MADISON COUNTY, OHIO**

**NOTES TO THE BASIC FINANCIAL STATEMENTS  
FOR THE FISCAL YEAR ENDED JUNE 30, 2024**

**NOTE 16 - OTHER COMMITMENTS**

The District utilizes encumbrance accounting as part of its budgetary controls. Encumbrances outstanding at year end may be reported as part of restricted, committed, or assigned classifications of fund balance. At year end, the District's commitments for encumbrances in the governmental funds were as follows:

<u>Fund Type</u>	<u>Year-End Encumbrances</u>
General fund	\$ 260,274
Nonmajor governmental funds	<u>435,523</u>
Total	<u>\$ 695,797</u>

**NOTE 17 - TAX ABATEMENTS ENTERED INTO BY OTHER GOVERNMENTS**

Union County has entered into an Enterprise Zone Agreement ("EZA") with a property owner located within the taxing districts of the District. EZA's provide for property tax abatements to encourage job growth and economic development in Union County. The EZA provides for direct incentive property tax exemptions benefiting property owners who renovate or construct new buildings. As a result of the EZA, the District property taxes were reduced by \$23,644 during fiscal year 2024. The District did not receive any compensation payments associated with the forgone property tax revenue.

**NOTE 18 - COVID-19**

The United States and the State of Ohio declared a state of emergency in March of 2020 due to the COVID-19 pandemic. Ohio's state of emergency ended in June 2021 while the national state of emergency ended in April 2023. During fiscal year 2024, the District received COVID-19 funding. The District will continue to spend available COVID-19 funding consistent with the applicable program guidelines.



## REQUIRED SUPPLEMENTARY INFORMATION

**JONATHAN ALDER LOCAL SCHOOL DISTRICT  
MADISON COUNTY, OHIO**

SCHEDULE OF REVENUES, EXPENDITURES AND CHANGES IN  
FUND BALANCE - BUDGET AND ACTUAL (NON-GAAP BUDGETARY BASIS)  
GENERAL FUND  
FOR THE FISCAL YEAR ENDED JUNE 30, 2024

	<b>Budgeted Amounts</b>		<b>Actual Amounts Budgetary Basis</b>	<b>Variance with Final Budget - over (under) Actual Amounts</b>
	<b>Original</b>	<b>Final</b>		
Budgetary revenues and other financing sources	\$ 26,958,012	\$ 29,584,378	\$ 30,984,143	\$ 1,399,765
Budgetary expenditures and other financing uses	27,451,501	31,117,409	30,279,617	(837,792)
Net change in fund balance	(493,489)	(1,533,031)	704,526	2,237,557
<b>Budgetary fund balance at beginning of year</b>	13,523,815	13,523,815	13,523,815	-
<b>Prior year encumbrances appropriated</b>	353,501	353,501	353,501	-
<b>Budgetary fund balance at end of year</b>	<u>\$ 13,383,827</u>	<u>\$ 12,344,285</u>	<u>\$ 14,581,842</u>	<u>\$ 2,237,557</u>

SEE ACCOMPANYING NOTES TO THE REQUIRED SUPPLEMENTARY INFORMATION

**JONATHAN ALDER LOCAL SCHOOL DISTRICT  
MADISON COUNTY, OHIO**

SCHEDULES OF THE REQUIRED SUPPLEMENTARY INFORMATION

SCHEDULE OF THE DISTRICT'S PROPORTIONATE SHARE OF  
THE NET PENSION LIABILITY AND  
DISTRICT PENSION CONTRIBUTIONS  
SCHOOL EMPLOYEES RETIREMENT SYSTEM (SERS) OF OHIO

LAST TEN FISCAL YEARS

<b>Fiscal Year (1)</b>	<b>District's Proportion of the Net Pension Liability</b>	<b>District's Proportionate Share of the Net Pension Liability</b>	<b>District's Covered Payroll</b>	<b>District's Proportionate Share of the Net Pension Liability as a Percentage of its Covered Payroll</b>	<b>Plan Fiduciary Net Position as a Percentage of the Total Pension Liability</b>
2024	0.07727530%	\$ 4,269,856	\$ 3,298,921	129.43%	76.06%
2023	0.07595080%	\$ 4,108,010	\$ 3,066,393	133.97%	75.82%
2022	0.07358270%	\$ 2,714,988	\$ 2,504,571	108.40%	82.86%
2021	0.07598270%	\$ 5,025,656	\$ 2,686,471	187.07%	68.55%
2020	0.07488270%	\$ 4,480,363	\$ 2,365,859	189.38%	70.85%
2019	0.07997840%	\$ 4,580,511	\$ 2,507,489	182.67%	71.36%
2018	0.07883530%	\$ 4,710,235	\$ 2,731,021	172.47%	69.50%
2017	0.07626750%	\$ 5,582,077	\$ 2,533,657	220.32%	62.98%
2016	0.07380230%	\$ 4,211,231	\$ 2,221,836	189.54%	69.16%
2015	0.07430400%	\$ 3,760,483	\$ 2,159,120	174.17%	71.70%

<b>Fiscal Year</b>	<b>Contractually Required Contributions</b>	<b>Contributions in Relation to the Contractually Required Contributions</b>	<b>Contribution Deficiency (Excess)</b>	<b>District's Covered Payroll</b>	<b>Contributions as a Percentage of Covered Payroll</b>
2024	\$ 576,192	\$ (576,192)	\$ -	\$ 4,115,657	14.00%
2023	\$ 461,849	(461,849)	-	3,298,921	14.00%
2022	\$ 429,295	(429,295)	-	3,066,393	14.00%
2021	\$ 350,640	(350,640)	-	2,504,571	14.00%
2020	\$ 376,106	(376,106)	-	2,686,471	14.00%
2019	\$ 319,391	(319,391)	-	2,365,859	13.50%
2018	\$ 338,511	(338,511)	-	2,507,489	13.50%
2017	\$ 382,343	(382,343)	-	2,731,021	14.00%
2016	\$ 354,712	(354,712)	-	2,533,657	14.00%
2015	\$ 292,838	(292,838)	-	2,221,836	13.18%

(1) Amounts presented for each fiscal year were determined as of the District's measurement date which is the prior year-end.

SEE ACCOMPANYING NOTES TO THE REQUIRED SUPPLEMENTARY INFORMATION

**JONATHAN ALDER LOCAL SCHOOL DISTRICT  
MADISON COUNTY, OHIO**

SCHEDULES OF THE REQUIRED SUPPLEMENTARY INFORMATION

SCHEDULE OF THE DISTRICT'S PROPORTIONATE SHARE OF  
THE NET PENSION LIABILITY AND  
DISTRICT PENSION CONTRIBUTIONS  
STATE TEACHERS RETIREMENT SYSTEM (STRS) OF OHIO

LAST TEN FISCAL YEARS

<b>Fiscal Year (1)</b>	<b>District's Proportion of the Net Pension Liability</b>	<b>District's Proportionate Share of the Net Pension Liability</b>	<b>District's Covered Payroll</b>	<b>District's Proportionate Share of the Net Pension Liability as a Percentage of its Covered Payroll</b>	<b>Plan Fiduciary Net Position as a Percentage of the Total Pension Liability</b>
2024	0.089028910%	\$ 19,172,319	\$ 12,160,700	157.66%	80.02%
2023	0.088811740%	\$ 19,742,961	\$ 11,637,264	169.65%	78.88%
2022	0.085924413%	\$ 10,986,208	\$ 10,714,307	102.54%	87.78%
2021	0.086348680%	\$ 20,893,308	\$ 10,651,479	196.15%	75.48%
2020	0.085802600%	\$ 18,974,729	\$ 9,968,064	190.36%	77.40%
2019	0.085746370%	\$ 18,853,702	\$ 9,851,171	191.39%	77.31%
2018	0.087340720%	\$ 20,747,975	\$ 9,753,014	212.73%	75.30%
2017	0.086498120%	\$ 28,953,528	\$ 9,290,750	311.64%	66.80%
2016	0.078674120%	\$ 21,743,226	\$ 8,327,307	261.11%	72.10%
2015	0.079632030%	\$ 19,369,266	\$ 8,136,192	238.06%	74.70%

<b>Fiscal Year</b>	<b>Contractually Required Contributions</b>	<b>Contributions in Relation to the Contractually Required Contributions</b>	<b>Contribution Deficiency (Excess)</b>	<b>District's Covered Payroll</b>	<b>Contributions as a Percentage of Covered Payroll</b>
2024	\$ 1,880,328	\$ (1,880,328)	\$ -	\$ 13,430,914	14.00%
2023	\$ 1,702,498	(1,702,498)	-	12,160,700	14.00%
2022	\$ 1,629,217	(1,629,217)	-	11,637,264	14.00%
2021	\$ 1,500,003	(1,500,003)	-	10,714,307	14.00%
2020	\$ 1,491,207	(1,491,207)	-	10,651,479	14.00%
2019	\$ 1,395,529	(1,395,529)	-	9,968,064	14.00%
2018	\$ 1,379,164	(1,379,164)	-	9,851,171	14.00%
2017	\$ 1,365,422	(1,365,422)	-	9,753,014	14.00%
2016	\$ 1,300,705	(1,300,705)	-	9,290,750	14.00%
2015	\$ 1,165,823	(1,165,823)	-	8,327,307	14.00%

(1) Amounts presented for each fiscal year were determined as of the District's measurement date which is the prior year-end.

SEE ACCOMPANYING NOTES TO THE REQUIRED SUPPLEMENTARY INFORMATION

**JONATHAN ALDER LOCAL SCHOOL DISTRICT  
MADISON COUNTY, OHIO**

SCHEDULES OF THE REQUIRED SUPPLEMENTARY INFORMATION

SCHEDULE OF THE DISTRICT'S PROPORTIONATE SHARE OF  
THE NET OPEB LIABILITY AND  
DISTRICT OPEB CONTRIBUTIONS  
SCHOOL EMPLOYEES RETIREMENT SYSTEM (SERS) OF OHIO

LAST EIGHT AND TEN FISCAL YEARS

<b>Fiscal Year (1) (2)</b>	<b>District's Proportion of the Net OPEB Liability</b>	<b>District's Proportionate Share of the Net OPEB Liability</b>	<b>District's Covered Payroll</b>	<b>District's Proportionate Share of the Net OPEB Liability as a Percentage of its Covered Payroll</b>	<b>Plan Fiduciary Net Position as a Percentage of the Total OPEB Liability</b>
2024	0.07952310%	\$ 1,310,100	\$ 3,298,921	39.71%	30.02%
2023	0.07780730%	\$ 1,092,423	\$ 3,066,393	35.63%	30.34%
2022	0.07596730%	\$ 1,437,743	\$ 2,504,571	57.40%	24.08%
2021	0.07910640%	\$ 1,719,241	\$ 2,686,471	64.00%	18.17%
2020	0.07652150%	\$ 1,924,355	\$ 2,365,859	81.34%	15.57%
2019	0.08056950%	\$ 2,235,216	\$ 2,507,489	89.14%	13.57%
2018	0.07942080%	\$ 2,131,446	\$ 2,731,021	78.05%	12.46%
2017	0.07605901%	\$ 2,167,963	\$ 2,533,657	85.57%	11.49%

<b>Fiscal Year</b>	<b>Contractually Required Contributions</b>	<b>Contributions in Relation to the Contractually Required Contributions</b>	<b>Contribution Deficiency (Excess)</b>	<b>District's Covered Payroll</b>	<b>Contributions as a Percentage of Covered Payroll</b>
2024	\$ 63,208	\$ (63,208)	\$ -	\$ 4,115,657	1.54%
2023	\$ 58,169	(58,169)	-	3,298,921	1.76%
2022	\$ 51,564	(51,564)	-	3,066,393	1.68%
2021	\$ 49,235	(49,235)	-	2,504,571	1.97%
2020	\$ 52,046	(52,046)	-	2,686,471	1.94%
2019	\$ 57,511	(57,511)	-	2,365,859	2.43%
2018	\$ 53,539	(53,539)	-	2,507,489	2.14%
2017	\$ 40,609	(40,609)	-	2,731,021	1.49%
2016	\$ 33,210	(33,210)	-	2,533,657	1.31%
2015	\$ 60,429	(60,429)	-	2,221,836	2.72%

(1) Amounts presented for each fiscal year were determined as of the District's measurement date which is the prior year-end.

(2) Information prior to 2017 is not available. Schedule is intended to show information for 10 years.

Additional years will be displayed as they become available.

SEE ACCOMPANYING NOTES TO THE REQUIRED SUPPLEMENTARY INFORMATION

**JONATHAN ALDER LOCAL SCHOOL DISTRICT  
MADISON COUNTY, OHIO**

SCHEDULES OF THE REQUIRED SUPPLEMENTARY INFORMATION

SCHEDULE OF THE DISTRICT'S PROPORTIONATE SHARE OF  
THE NET OPEB LIABILITY/(ASSET) AND  
DISTRICT OPEB CONTRIBUTIONS  
STATE TEACHERS RETIREMENT SYSTEM (STRS) OF OHIO

LAST EIGHT AND TEN FISCAL YEARS

<b>Fiscal Year (1) (2)</b>	<b>District's Proportion of the Net OPEB Liability/(Asset)</b>	<b>District's Proportionate Share of the Net OPEB Liability/(Asset)</b>	<b>District's Covered Payroll</b>	<b>District's Proportionate Share of the Net OPEB Liability/(Asset) as a Percentage of its Covered Payroll</b>	<b>Plan Fiduciary Net Position as a Percentage of the Total OPEB Liability/(Asset)</b>
2024	0.089028910%	\$ (1,731,489)	\$ 12,160,700	14.24%	168.52%
2023	0.088811740%	\$ (2,299,631)	\$ 11,637,264	19.76%	230.73%
2022	0.085924413%	\$ (1,811,646)	\$ 10,714,307	16.91%	174.73%
2021	0.086348680%	\$ (1,517,577)	\$ 10,651,479	14.25%	182.10%
2020	0.085802600%	\$ (1,421,097)	\$ 9,968,064	14.26%	174.74%
2019	0.085746370%	\$ (1,377,857)	\$ 9,851,171	13.99%	176.00%
2018	0.087340720%	\$ 3,407,713	\$ 9,753,014	34.94%	47.10%
2017	0.086498120%	\$ 4,625,942	\$ 9,290,750	49.79%	37.30%

<b>Fiscal Year</b>	<b>Contractually Required Contributions</b>	<b>Contributions in Relation to the Contractually Required Contributions</b>	<b>Contribution Deficiency (Excess)</b>	<b>District's Covered Payroll</b>	<b>Contributions as a Percentage of Covered Payroll</b>
2024	\$ -	\$ -	\$ -	\$ 13,430,914	0.00%
2023	-	-	-	12,160,700	0.00%
2022	-	-	-	11,637,264	0.00%
2021	-	-	-	10,714,307	0.00%
2020	-	-	-	10,651,479	0.00%
2019	-	-	-	9,968,064	0.00%
2018	-	-	-	9,851,171	0.00%
2017	-	-	-	9,753,014	0.00%
2016	-	-	-	9,290,750	0.00%
2015	-	-	-	8,327,307	0.00%

(1) Amounts presented for each fiscal year were determined as of the District's measurement date which is the prior year-end.

(2) Information prior to 2017 is not available. Schedule is intended to show information for 10 years.

Additional years will be displayed as they become available.

SEE ACCOMPANYING NOTES TO THE REQUIRED SUPPLEMENTARY INFORMATION

**JONATHAN ALDER LOCAL SCHOOL DISTRICT  
MADISON COUNTY, OHIO**

**NOTES TO THE REQUIRED SUPPLEMENTARY INFORMATION  
FOR THE FISCAL YEAR ENDED JUNE 30, 2024**

**NOTE 1 - BUDGETARY PROCESS**

While reporting financial position, results of operations, and changes in fund balance on the basis of generally accepted accounting principles (GAAP), the budgetary basis as provided by law is based upon accounting for certain transactions on a basis of cash receipts and disbursements.

The statement of revenue, expenditures and changes in fund balance - budget and actual (non-GAAP budgetary basis) presented for the general fund is presented on the budgetary basis to provide a meaningful comparison of actual results with the budget. The major differences between the budget basis and the GAAP basis are that:

- (a) Revenues and other financing sources are recorded when received in cash (budget basis) as opposed to when susceptible to accrual (GAAP basis);
- (b) Expenditures and other financing uses are recorded when paid in cash (budget basis) as opposed to when the liability is incurred (GAAP basis);
- (c) In order to determine compliance with Ohio law, and to reserve that portion of the applicable appropriation, total outstanding encumbrances (budget basis) are recorded as the equivalent of an expenditure, as opposed to assigned or committed fund balance for that portion of outstanding encumbrances not already recognized as an account payable (GAAP basis); and
- (d) Some funds are included in the general fund (GAAP basis), but have separate legally adopted budgets (budget basis).

The adjustments necessary to convert the results of operations for the year on the budget basis to the GAAP basis is as follows:

**Net Change in Fund Balance**

	<u>General fund</u>
Budget basis	\$ 704,526
Net adjustment for revenue accruals	67,778
Net adjustment for expenditure accruals	(561,683)
Net adjustment for other sources/uses	127,725
Funds budgeted elsewhere	534,662
Adjustments for encumbrances	<u>400,956</u>
GAAP Basis	<u><u>\$ 1,273,964</u></u>

As part of Governmental Accounting Standards Board Statement No. 54, "Fund Balance Reporting", certain funds that are legally budgeted in separate special revenue funds are considered part of the general fund. This includes the public school support fund, the underground storage tank fund, and the termination benefits fund.

**JONATHAN ALDER LOCAL SCHOOL DISTRICT  
MADISON COUNTY, OHIO**

**NOTES TO THE REQUIRED SUPPLEMENTARY INFORMATION  
FOR THE FISCAL YEAR ENDED JUNE 30, 2024**

**NOTE 2 - PENSIONS & OTHER POSTEMPLOYMENT BENEFITS (OPEB)**

**PENSION**

*SCHOOL EMPLOYEES RETIREMENT SYSTEM (SERS) OF OHIO*

*Change in benefit terms:*

- There were no changes in benefit terms from the amounts reported for fiscal year 2015.
- There were no changes in benefit terms from the amounts reported for fiscal year 2016.
- There were no changes in benefit terms from the amounts reported for fiscal year 2017.
- For fiscal year 2018, SERS changed from a fixed 3% annual increase to a Cost of Living Adjustment (COLA) based on the changes in the Consumer Price Index (CPI-W), with a cap of 2.5% and a floor of 0%.
- For fiscal year 2019, with the authority granted the Board under Senate Bill 8, the Board has enacted a three year COLA delay for future benefit recipients commencing benefits on or after April 1, 2018.
- There were no changes in benefit terms from the amounts previously reported for fiscal year 2020.
- There were no changes in benefit terms from the amounts previously reported for fiscal year 2021.
- For fiscal year 2022, SERS changed from a Cost of Living Adjustment (COLA) of 2.5% to 2.0%.
- There were no changes in benefit terms from the amounts reported for fiscal year 2023.
- There were no changes in benefit terms from the amounts reported for fiscal year 2024.

*Change in assumptions:*

- There were no changes in methods and assumptions used in the calculation of actuarial determined contributions for fiscal year 2015.
- There were no changes in methods and assumptions used in the calculation of actuarial determined contributions for fiscal year 2016.
- For fiscal year 2017, the following changes of assumptions affected the total pension liability since the prior measurement date: (a) the assumed rate of inflation was reduced from 3.25% to 3.00%, (b) payroll growth assumption was reduced from 4.00% to 3.50%, (c) assumed real wage growth was reduced from 0.75% to 0.50%, (d) rates of withdrawal, retirement and disability were updated to reflect recent experience, (e) mortality among active members was updated to RP-2014 Blue Collar Mortality Table with fully generational projection and a five year age set-back for both males and females, (f) mortality among service retired members and beneficiaries was updated to the following RP-2014 Blue Collar Mortality Table with fully generational projection with Scale BB, 120% of male rates and 110% of female rates, (g) mortality among disabled members was updated to RP-2000 Disabled Mortality Table, 90% for male rates and 100% for female rates, set back five years is used for the period after disability retirement and (h) the discount rate was reduced from 7.75% to 7.50%.
- There were no changes in methods and assumptions used in the calculation of actuarial determined contributions for fiscal year 2018.
- There were no changes in methods and assumptions used in the calculation of actuarial determined contributions for fiscal year 2019.
- There were no changes in methods and assumptions used in the calculation of actuarial determined contributions for fiscal year 2020.
- There were no changes in methods and assumptions used in the calculation of actuarial determined contributions for fiscal year 2021.
- For fiscal year 2022, the following changes of assumptions affected the total pension liability since the prior measurement date: (a) wage inflation decreased from 3.00% to 2.40%, (b) future salary increases changed from 3.50%-18.20% to 3.25%-13.58%, (c) investment rate of return decreased from 7.50% to 7.00%, (d) discount rate decreased from 7.50% to 7.00% and (e) mortality tables changed from the RP-2014 Blue Collar mortality table to the PUB-2010 General Employee Amount Weighted Below Median Healthy Retiree mortality table.



**JONATHAN ALDER LOCAL SCHOOL DISTRICT  
MADISON COUNTY, OHIO**

**NOTES TO THE REQUIRED SUPPLEMENTARY INFORMATION  
FOR THE FISCAL YEAR ENDED JUNE 30, 2024**

**NOTE 2 - PENSIONS & OTHER POSTEMPLOYMENT BENEFITS (OPEB) - (Continued)**

- There were no changes in methods and assumptions used in the calculation of actuarial determined contributions for fiscal year 2023.
- There were no changes in methods and assumptions used in the calculation of actuarial determined contributions for fiscal year 2024.

*STATE TEACHERS RETIREMENT SYSTEM (STRS) OF OHIO*

*Change in benefit terms:*

- There were no changes in benefit terms from the amounts reported for fiscal year 2015.
- There were no changes in benefit terms from the amounts reported for fiscal year 2016.
- There were no changes in benefit terms from the amounts reported for fiscal year 2017.
- For fiscal year 2018, STRS decreased the Cost of Living Adjustment (COLA) to zero.
- There were no changes in benefit terms from amounts previously reported for fiscal year 2019.
- There were no changes in benefit terms from amounts previously reported for fiscal year 2020.
- There were no changes in benefit terms from amounts previously reported for fiscal year 2021.
- There were no changes in benefit terms from amounts previously reported for fiscal year 2022.
- There were no changes in benefit terms from amounts previously reported for fiscal year 2023.
- There were no changes in benefit terms from amounts previously reported for fiscal year 2024.

*Changes in assumptions:*

- There were no changes in methods and assumptions used in the calculation of actuarial determined contributions for fiscal year 2015.
- There were no changes in methods and assumptions used in the calculation of actuarial determined contributions for fiscal year 2016.
- There were no changes in methods and assumptions used in the calculation of actuarial determined contributions for fiscal year 2017.
- For fiscal year 2018, the following changes of assumption affected the total pension liability since the prior measurement date: (a) the long-term expected rate of return was reduced from 7.75% to 7.45%, (b) the inflation assumption was lowered from 2.75% to 2.50%, (c) the payroll growth assumption was lowered to 3.00%, (d) total salary increases rate was lowered by decreasing the merit component of the individual salary increases, in addition to a decrease of 0.25% due to lower inflation, (e) the healthy and disabled mortality assumptions were updated to the RP-2014 mortality tables with generational improvement scale MP-2016 and (f) rates of retirement, termination and disability were modified to better reflect anticipated future experience.
- There were no changes in methods and assumptions used in the calculation of actuarial determined contributions for fiscal year 2019.
- There were no changes in methods and assumptions used in the calculation of actuarial determined contributions for fiscal year 2020.
- There were no changes in methods and assumptions used in the calculation of actuarial determined contributions for fiscal year 2021.
- For fiscal year 2022, the following changes of assumption affected the total pension liability since the prior measurement date: (a) the long-term expected rate of return was reduced from 7.45% to 7.00% and (b) the discount rate of return was reduced from 7.45% to 7.00%.
- For fiscal year 2023, the following changes of assumption affected the total pension liability since the prior measurement date: the projected salary increases went from 12.50% at age 20 to 2.50% at age 65 to varies by service from 2.50% to 8.50%.
- There were no changes in methods and assumptions used in the calculation of actuarial determined contributions for fiscal year 2024.

**JONATHAN ALDER LOCAL SCHOOL DISTRICT  
MADISON COUNTY, OHIO**

NOTES TO THE REQUIRED SUPPLEMENTARY INFORMATION  
FOR THE FISCAL YEAR ENDED JUNE 30, 2024

**NOTE 2 - PENSIONS & OTHER POSTEMPLOYMENT BENEFITS (OPEB) - (Continued)**

**OTHER POSTEMPLOYMENT BENEFITS (OPEB)**

*SCHOOL EMPLOYEES RETIREMENT SYSTEM (SERS) OF OHIO*

*Change in benefit terms:*

- There were no changes in benefit terms from the amounts reported for fiscal year 2017.
- There were no changes in benefit terms from the amounts reported for fiscal year 2018.
- There were no changes in benefit terms from the amounts reported for fiscal year 2019.
- There were no changes in benefit terms from the amounts reported for fiscal year 2020.
- There were no changes in benefit terms from the amounts reported for fiscal year 2021.
- There were no changes in benefit terms from the amounts reported for fiscal year 2022.
- There were no changes in benefit terms from the amounts reported for fiscal year 2023.
- There were no changes in benefit terms from the amounts reported for fiscal year 2024.

*Change in assumptions:*

- For fiscal year 2017, the following changes of assumptions affected the total OPEB liability since the prior measurement date: (a) assumed rate of inflation was reduced from 3.25% to 3.00%, (b) payroll growth assumption was reduced from 4.00% to 3.50%, (c) assumed real wage growth was reduced from 0.75% to 0.50%, (d) rates of withdrawal, retirement, and disability were updated to reflect recent experience, (e) mortality among active members was updated to the following: RP-2014 Blue Collar Mortality Table with fully generational projection and a five-year age set-back for both males and females, (f) mortality among service retired members and beneficiaries was updated to the following: RP-2014 Blue Collar Mortality Table with fully generational projection with Scale BB, 120% of male rates, and 110% of female rates, (g) mortality among disabled members was updated to the following: RP-2000 Disabled Mortality Table, 90% for male rates and 100% for female rates, set back five years is used for the period after disability retirement..
- For fiscal year 2018, the following changes of assumptions affected the total OPEB liability since the prior measurement date: (a) assumed rate of inflation was reduced from 3.25% to 3.00%, (b) payroll growth assumption was reduced from 4.00% to 3.50%, (c) assumed real wage growth was reduced from 0.75% to 0.50%, (d) rates of withdrawal, retirement, and disability were updated to reflect recent experience, (e) mortality among active members was updated to the following: RP-2014 Blue Collar Mortality Table with fully generational projection and a five-year age set-back for both males and females, (f) mortality among service retired members and beneficiaries was updated to the following: RP-2014 Blue Collar Mortality Table with fully generational projection with Scale BB, 120% of male rates, and 110% of female rates, (g) mortality among disabled members was updated to the following: RP-2000 Disabled Mortality Table, 90% for male rates and 100% for female rates, set back five years is used for the period after disability retirement, (h) the municipal bond index rate increased from 2.92% to 3.56% and (i) the single equivalent interest rate, net of plan investment expense, including price inflation increased from 2.98% to 3.63%.
- For fiscal year 2019, the following changes of assumptions affected the total OPEB liability since the prior measurement date: (a) the discount rate increased from 3.63% to 3.70%, (b) the health care cost trend rates for Medicare were changed from a range of 5.50%-5.00% to a range of 5.375%-4.75% and Pre-Medicare were changed from a range of 7.50%-5.00% to a range of 7.25%-4.75%, (c) the municipal bond index rate increased from 3.56% to 3.62% and (d) the single equivalent interest rate, net of plan investment expense, including price inflation increased from 3.63% to 3.70%.

**JONATHAN ALDER LOCAL SCHOOL DISTRICT  
MADISON COUNTY, OHIO**

**NOTES TO THE REQUIRED SUPPLEMENTARY INFORMATION  
FOR THE FISCAL YEAR ENDED JUNE 30, 2024**

**NOTE 2 - PENSIONS & OTHER POSTEMPLOYMENT BENEFITS (OPEB) - (Continued)**

- For fiscal year 2020, the following changes of assumptions affected the total OPEB liability since the prior measurement date: (a) the discount rate decreased from 3.70% to 3.22%, (b) the health care cost trend rates for Medicare were changed from a range of 5.375%-4.75% to a range of 5.25%-4.75% and Pre-Medicare were changed from a range of 7.25%-4.75% to a range of 7.00%-4.75%, (c) the municipal bond index rate decreased from 3.62% to 3.13% and (d) the single equivalent interest rate, net of plan investment expense, including price inflation decreased from 3.70% to 3.22%.
- For fiscal year 2021, the following changes of assumptions affected the total OPEB liability since the prior measurement date: (a) the discount rate decreased from 3.22% to 2.63% and (b) the municipal bond index rate decreased from 3.13% to 2.45%, and (c) the single equivalent interest rate, net of plan investment expense, including price inflation decreased from 3.22% to 2.63%.
- For fiscal year 2022, the following changes of assumptions affected the total OPEB liability since the prior measurement date: (a) wage inflation decreased from 3.00% to 2.40%, (b) future salary increases changed from 3.50%-18.20% to 3.25%-13.58%, (c) investment rate of return decreased from 7.50% to 7.00%, (d) discount rate decreased from 7.50% to 7.00% and (e) mortality tables changed from the RP-2014 Blue Collar mortality table to the PUB-2010 General Employee Amount Weighted Below Median Healthy Retiree mortality table.
- For fiscal year 2023, the following changes of assumptions affected the total OPEB liability since the prior measurement date: (a) municipal bond index rate went from 1.92% to 3.69%, (b) single equivalent interest rate when from 2.27% to 4.08% and (c) medical trend assumptions went from 5.125% to 4.40% Medicare and 6.75% to 4.40% Pre-Medicare to 7.00% to 4.40%.
- For fiscal year 2024, the following changes of assumptions affect the total OPEB liability since the prior measurement date: (a) municipal bond index rate went from 3.69% to 3.86%, (b) single equivalent interest rate when from 4.08% to 4.27% and (c) medical trend assumptions went from 7.00% to 4.40% to 6.75% to 4.40%.

**STATE TEACHERS RETIREMENT SYSTEM (STRS) OF OHIO**

*Change in benefit terms:*

- There were no changes in benefit terms from the amounts previously reported for fiscal year 2017.
- For fiscal year 2018, STRS reduced the subsidy multiplier for non-Medicare benefit recipients from 2.1% to 1.9% per year of service. Medicare Part B premium reimbursements were discontinued for certain survivors and beneficiaries and all remaining Medicare Part B premium reimbursements will be discontinued beginning January 2019.
- For fiscal year 2019, STRS increased the subsidy multiplier for non-Medicare benefit recipients from 1.9% to 1.944% per year of service effective January 1, 2019. The non-Medicare frozen subsidy base premium was increased January 1, 2019 and all remaining Medicare Part B premium reimbursements will be discontinued beginning January 1, 2020.
- For fiscal year 2020, STRS increased the subsidy percentage from 1.944% to 1.984% effective January 1, 2020. The Medicare subsidy percentages were adjusted effective January 1, 2021 to 2.1% for the Medicare plan. The Medicare Part B monthly reimbursement elimination date was postponed to January 1, 2021.
- For fiscal year 2021, the non-Medicare subsidy percentage was increased effective January 1, 2021 from 1.984% to 2.055% per year of service. The non-Medicare frozen subsidy base premium was increased effective January 1, 2021. The Medicare subsidy percentages were adjusted effective January 1, 2021 to 2.1% for the AMA Medicare plan. The Medicare Part B monthly reimbursement elimination date was postponed indefinitely.
- For fiscal year 2022, the non-Medicare subsidy percentage was increased effective January 1, 2022 from 2.055% to 2.100%. The non-Medicare frozen subsidy base premium was increased effective January 1, 2022. The Medicare Part D subsidy was updated to reflect it is expected to be negative in CY2022. The Part B monthly reimbursement elimination date was postponed indefinitely.
- There were no changes in benefit terms from the amounts previously reported for fiscal year 2023.
- There were no changes in benefit terms from the amounts previously reported for fiscal year 2024.

**JONATHAN ALDER LOCAL SCHOOL DISTRICT  
MADISON COUNTY, OHIO**

**NOTES TO THE REQUIRED SUPPLEMENTARY INFORMATION  
FOR THE FISCAL YEAR ENDED JUNE 30, 2024**

**NOTE 2 - PENSIONS & OTHER POSTEMPLOYMENT BENEFITS (OPEB) - (Continued)**

*Change in assumptions:*

- There were no changes in methods and assumptions used in the calculation of actuarial determined contributions for fiscal year 2017.
- For fiscal year 2018, the following changes of assumptions affected the total OPEB liability since the prior measurement date: (a) the discount rate was increased from 3.26% to 4.13% based on the methodology defined under GASB Statement No. 74, Financial Reporting for Postemployment Benefit Plans Other Than Pension Plans (OPEB), (b) the long term expected rate of return was reduced from 7.75% to 7.45%, (c) valuation year per capita health care costs were updated, and the salary scale was modified, (d) the percentage of future retirees electing each option was updated based on current data and the percentage of future disabled retirees and terminated vested participants electing health coverage were decreased and (e) the assumed mortality, disability, retirement, withdrawal and future health care cost trend rates were modified along with the portion of rebated prescription drug costs.
- For fiscal year 2019, the following changes of assumptions affected the total OPEB liability/asset since the prior measurement date: (a) the discount rate was increased from the blended rate of 4.13% to the long-term expected rate of return of 7.45% based on the methodology defined under GASB Statement No. 74, Financial Reporting for Postemployment Benefit Plans Other Than Pension Plans (OPEB) and (b) decrease in health care cost trend rates from 6.00%-11.00% initial; 4.50% ultimate down to Medical Pre-Medicare 6.00% and Medicare 5.00% initial; 4.00% ultimate and Prescription Drug Pre-Medicare 8.00% and Medicare (5.23%) initial; 4.00% ultimate.
- For fiscal year 2020, health care cost trend rates were changed to the following: medical pre-Medicare from 6.00% initial - 4.00% ultimate down to 5.87% initial - 4.00% ultimate; medical Medicare from 5.00% initial - 4.00% ultimate down to 4.93% initial - 4.00% ultimate; prescription drug pre-Medicare from 8.00% initial - 4.00% ultimate down to 7.73% initial - 4.00% ultimate and (5.23%) initial - 4.00% ultimate up to 9.62% initial - 4.00% ultimate.
- For fiscal year 2021, health care cost trend rates were changed to the following: medical pre-Medicare from 5.87% initial - 4.00% ultimate down to 5.00% initial - 4.00% ultimate; medical Medicare from 4.93% initial - 4.00% ultimate down to -6.69% initial - 4.00% ultimate; prescription drug pre-Medicare from 7.73% initial - 4.00% ultimate down to 6.50% initial - 4.00% ultimate; prescription drug Medicare from 9.62% initial - 4.00% ultimate up to 11.87% initial - 4.00% ultimate.
- For fiscal year 2022, the following changes of assumption affected the total OPEB liability since the prior measurement date: (a) the long-term expected rate of return was reduced from 7.45% to 7.00%, (b) the discount rate of return was reduced from 7.45% to 7.00% and (c) health care cost trend rates were changed to the following: medical Medicare from -6.69% initial - 4.00% ultimate down to -16.18% initial - 4.00% ultimate; prescription drug Medicare from 11.87% initial - 4.00% ultimate up to 29.98% initial - 4.00% ultimate.
- For fiscal year 2023, the following changes of assumption affected the total OPEB liability since the prior measurement date: (a) projected salary increase went from 12.50% at age 20 to 2.50% at age 65 to varies by services from 2.50% to 8.50% and (b) health care cost trend rates were changed to the following: Pre-Medicare from 5.00% initial - 4.00% ultimate to 7.50% initial - 3.94% ultimate; medical Medicare from -16.18% initial - 4.00% ultimate to -68.78% initial - 3.94% ultimate; prescription drug Pre-Medicare from 6.50% initial - 4.00% ultimate to 9.00% initial - 3.94% ultimate; Medicare from 29.98% initial - 4.00% ultimate to -5.47% initial - 3.94% ultimate.
- For fiscal year 2024, the following changes of assumption affected the total OPEB liability since the prior measurement date: (a) health care cost trend rates were changed to the following: Pre-Medicare from 7.50% initial - 3.94% ultimate to 7.50% initial - 4.14% ultimate; medical Medicare from -68.78% initial - 3.94% ultimate to -10.94% initial - 4.14% ultimate; prescription drug Pre-Medicare from 9.00% initial - 3.94% ultimate to -11.95% initial - 4.14% ultimate; Medicare from -5.47% initial - 3.94% ultimate to 1.33% initial - 4.14% ultimate.

**Jonathan Alder Local School District**  
**Madison County**  
*Schedule of Federal Awards Expenditures*  
*For the Fiscal Year Ended June 30, 2024*

Federal Grantor/Pass Through Grantor/Program Title	Pass Through Entity Number	Assistance Lising Number	Federal Awards Expenditures
<b><u>United States Department of Agriculture</u></b>			
<i>Passed through the Ohio Department of Education and Workforce</i>			
Child Nutrition Cluster:			
School Breakfast Program	N/A	10.553	\$ 66,829
National School Lunch Program	N/A	10.555	345,656
National School Lunch Program - Noncash Assistance	N/A	10.555	78,832
Total Child Nutrition Cluster			<u>491,317</u>
COVID-19 Pandemic EBT Administrative Costs	N/A	10.649	<u>628</u>
<b>Total United States Department of Agriculture</b>			<u>491,945</u>
<b><u>United States Department of Treasury</u></b>			
<i>Passed through the Ohio Facilities Construction Commission</i>			
COVID-19 Coronavirus State and Local Fiscal Recovery Funds	N/A	21.027	<u>160,991</u>
<b>Total United States Department of Treasury</b>			<u>160,991</u>
<b><u>United States Department of Education</u></b>			
<i>Passed through the Ohio Department of Education and Workforce</i>			
Special Education Cluster (IDEA)			
Special Education-Grants to States	N/A	84.027	574,078
COVID-19 - Special Education-Grants to States	N/A	84.027X	58,507
Special Education Preschool Grants	N/A	84.173	23,528
COVID-19 - Special Education Preschool Grants	N/A	84.173X	<u>7,763</u>
Total Special Education Cluster (IDEA)			663,876
COVID-19 - Education Stabilization Fund	N/A	84.425D	154,829
COVID-19 - Education Stabilization Fund	N/A	84.425U	806,417
COVID-19 - Education Stabilization Fund	N/A	84.425W	<u>20,506</u>
Total COVID-19 - Education Stabilization Fund			981,752
Title I Grants to Local Educational Agencies	N/A	84.010	256,908
Student Support and Academic Enrichment Program	N/A	84.424	18,531
English Language Acquisition Grants	N/A	84.365A	17,065
Supporting Effective Instruction State Grants	N/A	84.367	<u>64,331</u>
<b>Total United States Department of Education</b>			<u>2,002,463</u>
<b>Total Federal Financial Assistance</b>			<u><u>\$2,655,399</u></u>

N/A - pass through entity number not available.

N - direct award.

The notes to the schedule of federal awards expenditures are an integral part of this schedule.

**Jonathan Alder Local School District**  
**Madison County**  
*Notes to the Schedule of Federal Awards Expenditures*  
*For the Fiscal Year Ended June 30, 2024*

---

**NOTE A – BASIS OF PRESENTATION**

The accompanying Schedule of Federal Awards Expenditures (the Schedule) includes the federal award activity of Jonathan Alder Local School District, Madison County, Ohio (the District) under programs of the federal government for the year ended June 30, 2023. The information on this Schedule is prepared in accordance with the requirements of Title 2 U.S. *Code of Federal Regulations* Part 200, *Uniform Administrative Requirements, Cost Principles, and Audit Requirements for Federal Awards* (Uniform Guidance). Because the Schedule presents only a selected portion of the operations of the District, it is not intended to and does not present the financial position, changes in net position, or cash flows of the District.

**NOTE B – SUMMARY OF SIGNIFICANT ACCOUNTING POLICIES**

Expenditures reported on the Schedule are reported on the cash basis of accounting. Such expenditures are recognized following the cost principles contained in Uniform Guidance, wherein certain types of expenditures may or may not be allowable or may be limited as to reimbursement.

**NOTE C – INDIRECT COST RATE**

The District has elected not to use the 10-percent de minimis indirect cost rate as allowed under the Uniform Guidance.

**NOTE D – CHILD NUTRITION CLUSTER**

The District comingles cash receipts from the U.S. Department of Agriculture with similar State grants. When reporting expenditures on this Schedule, the District assumes it expends federal monies first.

**NOTE E – FOOD DONATION PROGRAM**

The District reports commodities consumed on the Schedule at the entitlement value. The District allocated donated food commodities to the respective program that benefitted from the use of those donated food commodities.

**NOTE F – TRANSFER BETWEEN PROGRAM YEARS**

Federal regulations require schools to obligate certain federal awards by June 30. However, with ODE's consent, schools can transfer unobligated amounts to subsequent fiscal year's program. The School District transferred the following amounts from 2024 to 2025 programs:

Program Title	AL Number	Amount
Education Stabilization Fund – ARP Homeless Round II	84.425W	\$2,654
Title I Grants to Local Educational Agencies	84.010	37,096
Supporting Effective Instruction State Grants	84.367	1,004
English Language Acquisition Grants	84.365	17,992
Student Support and Academic Enrichment Program	84.424	6,161

**Report on Internal Control Over Financial Reporting and on Compliance and Other Matters Based on an Audit of Financial Statements Performed in Accordance With *Government Auditing Standards***

Independent Auditor's Report

Board of Education  
Jonathan Alder Local School District  
9200 US Route 42  
Plain City, Ohio 43064

We have audited, in accordance with the auditing standards generally accepted in the United States of America and the standards applicable to financial audits contained in *Government Auditing Standards* issued by the Comptroller General of the United States, the financial statements of the governmental activities, each major fund, and the aggregate remaining fund information of Jonathan Alder Local School District, Madison County, Ohio (the District) as of and for the year ended June 30, 2024, and the related notes to the financial statements, which collectively comprise the District's basic financial statements, and have issued our report thereon dated February 14, 2025.

**Report Internal Control Over Financial Reporting**

In planning and performing our audit of the financial statements, we considered the District's internal control over financial reporting (internal control) as a basis for designing audit procedures that are appropriate in the circumstances for the purpose of expressing our opinions on the financial statements, but not for the purpose of expressing an opinion on the effectiveness of the District's internal control. Accordingly, we do not express an opinion on the effectiveness of the District's internal control.

A deficiency in internal control exists when the design or operation of a control does not allow management or employees, in the normal course of performing their assigned functions, to prevent, or detect and correct, misstatements on a timely basis. A material weakness is a deficiency, or a combination of deficiencies, in internal control, such that there is a reasonable possibility that a material misstatement of the District's financial statements will not be prevented, or detected and corrected on a timely basis. A significant deficiency is a deficiency, or a combination of deficiencies, in internal control that is less severe than a material weakness, yet important enough to merit attention by those charged with governance.

Our consideration of internal control was for the limited purpose described in the first paragraph of this section and was not designed to identify all deficiencies in internal control that might be material weaknesses or significant deficiencies. Given these limitations, during our audit we did not identify any deficiencies in internal control that we consider to be material weaknesses. However, material weaknesses or significant deficiencies may exist that were not identified.

Jonathan Alder Local School District

Report on Internal Control Over Financial Reporting and on Compliance and Other Matters Based on an Audit of Financial Statements Performed in Accordance With *Government Auditing Standards*


Page 2

### **Report on Compliance and Other Matters**

As part of obtaining reasonable assurance about whether the District's financial statements are free from material misstatement, we performed tests of its compliance with certain provisions of laws, regulations, contracts, and grant agreements, noncompliance with which could have a direct and material effect on the financial statements. However, providing an opinion on compliance with those provisions was not an objective of our audit, and accordingly, we do not express such an opinion. The results of our tests disclosed no instances of noncompliance or other matters that are required to be reported under *Government Auditing Standards*.

### **Purpose of this Report**

The purpose of this report is solely to describe the scope of our testing of internal control and compliance and the results of that testing, and not to provide an opinion on the effectiveness of the District's internal control or on compliance. This report is an integral part of an audit performed in accordance with *Government Auditing Standards* in considering the District's internal control and compliance. Accordingly, this communication is not suitable for any other purpose.



Millhuff-Stang, CPA, Inc.  
Chillicothe, Ohio

February 14, 2025



**Report on Compliance For Each Major Federal Program and on Internal Control Over Compliance  
Required by the Uniform Guidance**

Independent Auditor's Report

Board of Education  
Jonathan Alder Local School District  
9200 US Route 42  
Plain City, Ohio 43064

**Report on Compliance for Each Major Federal Program**

***Opinion on Each Major Federal Program***

We have audited Jonathan Alder Local School District's, Madison, (the District) compliance with the types of compliance requirements identified as subject to audit in the OMB *Compliance Supplement* that could have a direct and material effect on each of the District's major federal programs for the year ended June 30, 2024. The District's major federal program is identified in the summary of auditor's results section of the accompanying schedule of findings and questioned costs.

In our opinion, the District complied, in all material respects, with the compliance requirements referred to above that could have a direct and material effect on the District's major federal program for the year ended June 30, 2024.

***Basis for Opinion on Each Major Federal Program***

We conducted our audit of compliance in accordance with auditing standards generally accepted in the United States of America (GAAS); the standards applicable to financial audits contained in *Government Auditing Standards* issued by the Comptroller General of the United States (*Government Auditing Standards*); and the audit requirements of Title 2 U.S. *Code of Federal Regulations* Part 200, *Uniform Administrative Requirements, Cost Principles, and Audit Requirements for Federal Awards* (Uniform Guidance). Our responsibilities under those standards and the Uniform Guidance are further described in the Auditor's Responsibilities for the Audit of Compliance section of our report.

We are required to be independent of the District and to meet our other ethical responsibilities, in accordance with relevant ethical requirements relating to our audit. We believe that the audit evidence we have obtained is sufficient and appropriate to provide a basis for our opinion on compliance for each major federal program. Our audit does not provide a legal determination of the District's compliance with the compliance requirements referred to above.

***Responsibilities of Management for Compliance***

Management is responsible for compliance with the requirements referred to above and for the design, implementation, and maintenance of effective internal control over compliance with the requirements of laws, statutes, regulations, rules and provisions of contracts or grant agreements applicable to the District's federal programs.

### ***Auditor's Responsibilities for the Audit of Compliance***

Our objectives are to obtain reasonable assurance about whether material noncompliance with the compliance requirements referred to above occurred, whether due to fraud or error, and express an opinion on the District's compliance based on our audit. Reasonable assurance is a high level of assurance but is not absolute assurance and therefore is not a guarantee that an audit conducted in accordance with GAAS, *Government Auditing Standards*, and the Uniform Guidance will always detect material noncompliance when it exists. The risk of not detecting material noncompliance resulting from fraud is higher than for that resulting from error, as fraud may involve collusion, forgery, intentional omissions, misrepresentations, or the override of internal control. Noncompliance with the compliance requirements referred to above is considered material, if there is a substantial likelihood that, individually or in the aggregate, it would influence the judgment made by a reasonable user of the report on compliance about the District's compliance with the requirements of the major federal program as a whole.

In performing an audit in accordance with GAAS, *Government Auditing Standards*, and the Uniform Guidance, we

- exercise professional judgment and maintain professional skepticism throughout the audit.
- identify and assess the risks of material noncompliance, whether due to fraud or error, and design and perform audit procedures responsive to those risks. Such procedures include examining, on a test basis, evidence regarding the District's compliance with the compliance requirements referred to above and performing such other procedures as we considered necessary in the circumstances.
- obtain an understanding of the District's internal control over compliance relevant to the audit in order to design audit procedures that are appropriate in the circumstances and to test and report on internal control over compliance in accordance with the Uniform Guidance, but not for the purpose of expressing an opinion on the effectiveness of the District's internal control over compliance. Accordingly, no such opinion is expressed.

We are required to communicate with those charged with governance regarding, among other matters, the planned scope and timing of the audit and any significant deficiencies and material weaknesses in internal control over compliance that we identified during the audit.

### **Report on Internal Control Over Compliance**

*A deficiency in internal control over compliance* exists when the design or operation of a control over compliance does not allow management or employees, in the normal course of performing their assigned functions, to prevent, or detect and correct, noncompliance with a type of compliance requirement of a federal program on a timely basis. *A material weakness in internal control over compliance* is a deficiency, or a combination of deficiencies, in internal control over compliance, such that there is a reasonable possibility that material noncompliance with a type of compliance requirement of a federal program will not be prevented, or detected and corrected, on a timely basis. *A significant deficiency in internal control over compliance* is a deficiency, or a combination of deficiencies, in internal control over compliance with a type of compliance requirement of a federal program that is less severe than a material weakness in internal control over compliance, yet important enough to merit attention by those charged with governance.

Our consideration of internal control over compliance was for the limited purpose described in the Auditor's Responsibilities for the Audit of Compliance section above and was not designed to identify all deficiencies in internal control over compliance that might be material weaknesses or significant deficiencies in internal control over compliance. Given these limitations, during our audit we did not identify any deficiencies in internal control over compliance that we consider to be material weaknesses, as defined above. However, material weaknesses or significant deficiencies in internal control over compliance may exist that were not identified.

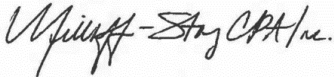
Jonathan Alder Local School District, Ohio

Report on Compliance For Each Major Federal Program; Report on Internal Control Over Compliance; and Report on the Schedule of Federal Awards Expenditures Required by the Uniform Guidance

Page 3

Our audit was not designed for the purpose of expressing an opinion on the effectiveness of internal control over compliance. Accordingly, no such opinion is expressed.

The purpose of this report on internal control over compliance is solely to describe the scope of our testing of internal control over compliance and the results of that testing based on the requirements of the Uniform Guidance. Accordingly, this report is not suitable for any other purpose.

A handwritten signature in black ink, appearing to read "Millhuff-Stang CPA/Inc.", is written over a light gray rectangular background.

Millhuff-Stang, CPA, Inc.  
Chillicothe, Ohio

February 14, 2025

**Jonathan Alder Local School District**  
**Madison County**  
*Schedule of Findings and Questioned Costs*  
*2 CFR Section 200.515*  
*For the Fiscal Year Ended June 30, 2024*

**Section I – Summary of Auditor’s Results**

<i>Financial Statements</i>	
Type of report the auditor issued on whether the financial statements audited were prepared in accordance with GAAP:	Unmodified
Internal control over financial reporting:	
Material weakness(es) identified?	No
Significant deficiency(ies) identified?	None reported
Noncompliance material to financial statements noted?	No
<i>Federal Awards</i>	
Internal control over major program(s):	
Material weakness(es) identified?	No
Significant deficiency(ies) identified?	None reported
Type of auditor’s report issued on compliance for major programs:	Unmodified
Any auditing findings disclosed that are required to be reported in accordance with 2 CFR 200.516(a)?	No
Identification of major program(s):	Education Stabilization Fund, AL #84.425D, AL# 84.425U & #84.425W
Dollar threshold used to distinguish between type A and type B programs:	Type A: >\$750,000 Type B: all others
Auditee qualified as low-risk auditee?	Yes

**Section II – Financial Statement Findings**

None

**Section III – Federal Award Findings and Questioned Costs**

None

# OHIO AUDITOR OF STATE KEITH FABER



**JONATHAN ALDER LOCAL SCHOOL DISTRICT  
MADISON COUNTY**

## **AUDITOR OF STATE OF OHIO CERTIFICATION**

**This is a true and correct copy of the report, which is required to be filed pursuant to Section 117.26, Revised Code, and which is filed in the Office of the Ohio Auditor of State in Columbus, Ohio.**



**Certified for Release 6/12/2025**

65 East State Street, Columbus, Ohio 43215  
Phone: 614-466-4514 or 800-282-0370

This report is a matter of public record and is available online at  
[www.ohioauditor.gov](http://www.ohioauditor.gov)