



OHIO AUDITOR OF STATE
KEITH FABER



FRANKLIN COUNTY

DECEMBER 31, 2024

TABLE OF CONTENTS

TITLE	PAGE
Prepared by Management:	
Schedule of Receipts and Expenditures of Federal Awards	1
Notes to the Schedule of Receipts and Expenditures of Federal Awards.....	6
Independent Auditor's Report on Internal Control Over Financial Reporting and on Compliance and Other Matters Required by <i>Government Auditing Standards</i>	9
Independent Auditor's Report on Compliance with Requirements Applicable to Each Major Federal Program and on Internal Control Over Compliance and on the Schedule of Receipts and Expenditures of Federal Awards Required by the Uniform Guidance	11
Schedule of Findings.....	15
Attachment: Annual Comprehensive Financial Report	

THIS PAGE INTENTIONALLY LEFT BLANK

FRANKLIN COUNTY, OHIO
Schedule of Receipts and Expenditures of Federal Awards
For the Year Ended December 31, 2024

Federal Grantor Agency/ Pass-Through Agency/ Program/Cluster Title	Pass-Through Entity Identifying Number	Federal Assistance Listing Number	Receipts	Passed Through to Subrecipients	Total Federal Expenditures
U.S. DEPARTMENT OF AGRICULTURE					
Pass through Ohio Department of Education and Workforce:					
<i>Child Nutrition Cluster:</i>					
School Breakfast Program	N/A	10.553	\$ 15,440	\$ -	\$ 15,440
School Breakfast Program	N/A	10.553	171,148	-	181,127
Total for AL# 10.553			186,588	-	196,567
National School Lunch Program	N/A	10.555	25,159	-	25,159
National School Lunch Program	N/A	10.555	128,860	-	136,373
Total for AL# 10.555			154,019	-	161,532
Total Child Nutrition Cluster			340,607	-	358,099
Pass through Ohio Department of Job and Family Services:					
<i>Supplemental Nutrition Assistance Program Cluster:</i>					
State Administrative Matching Grants for the Supplemental Nutrition Assistance Program	JFSCF524	10.561	363,490	-	363,490
State Administrative Matching Grants for the Supplemental Nutrition Assistance Program	JFSCF525	10.561	-	-	101,679
State Administrative Matching Grants for the Supplemental Nutrition Assistance Program	JFSCFP24	10.561	68,045	-	25,080
State Administrative Matching Grants for the Supplemental Nutrition Assistance Program	JFSCFP25	10.561	2,928	-	2,928
State Administrative Matching Grants for the Supplemental Nutrition Assistance Program	JFSCF124	10.561	284,809	500	183,139
State Administrative Matching Grants for the Supplemental Nutrition Assistance Program	JFSCF125	10.561	41,841	46,638	378,398
State Administrative Matching Grants for the Supplemental Nutrition Assistance Program	JFSCFB24	10.561	10,758,330	-	10,766,848
State Administrative Matching Grants for the Supplemental Nutrition Assistance Program	JFSCFB25	10.561	2,336,694	-	3,634,704
Total Supplemental Nutrition Assistance Program Cluster			13,856,137	47,138	15,456,266
Total U.S. Department of Agriculture			14,196,744	47,138	15,814,365
U.S. DEPARTMENT OF HOUSING AND URBAN DEVELOPMENT					
Direct:					
<i>Community Development Block Grants/Entitlement Grants Cluster:</i>					
Community Development Block Grants/Entitlement Grants	N/A	14.218	232,390	232,390	232,390
Community Development Block Grants/Entitlement Grants	N/A	14.218	304,121	7,595	304,121
Community Development Block Grants/Entitlement Grants	N/A	14.218	420,583	186,456	501,456
Community Development Block Grants/Entitlement Grants	N/A	14.218	923,525	917,710	917,710
Community Development Block Grants/Entitlement Grants	N/A	14.218	-	-	66,293
Community Development Block Grants/Entitlement Grants	N/A	14.218	-	44,023	44,023
Total Community Development Block Grants/Entitlement Grants Cluster:			1,880,619	1,388,174	2,065,993
Emergency Solutions Grant Program	N/A	14.231	176,312	176,312	176,312
Total for AL# 14.231			176,312	176,312	176,312
Home Investment Partnerships Program	N/A	14.239	-	-	-
Home Investment Partnerships Program	N/A	14.239	-	-	-
Home Investment Partnerships Program	N/A	14.239	-	18,569	18,569
Home Investment Partnerships Program	N/A	14.239	-	46,200	46,200
Total for AL# 14.239			-	64,769	64,769
Total U.S. Department of Housing and Urban Development			2,056,931	1,629,255	2,307,074
U.S. DEPARTMENT OF JUSTICE					
Direct:					
Edward Byrne Memorial Justice Assistance Grant Program	2020-DJ-BX-0482	16.738	8,493	19,874	31,312
Edward Byrne Memorial Justice Assistance Grant Program	15PBIA-21-GG-01733-JAGX	16.738	-	65,899	289,736
Edward Byrne Memorial Justice Assistance Grant Program	15PBIA-22-GG-02084-JAGX	16.738	19,297	92,246	145,456
Edward Byrne Memorial Justice Assistance Grant Program	15PBIA-23-GG-03689-JAGX	16.738	22,957	78,654	78,654
Total for AL# 16.738			50,747	256,673	545,158
Postconviction Testing of DNA Evidence	15PBIA-21-GG-02625-POST	16.820	331,473	-	286,768
Children of Incarcerated Parents	2019-IG-BX-0004	16.831	58,711	-	169,739
Children of Incarcerated Parents	15PJDP-24-GG-01673-COIP	16.831	-	-	120
Total for AL# 16.831			58,711	-	169,859
Total Direct			440,931	256,673	1,001,785
Pass through Ohio Department of Youth Services:					
Juvenile Justice and Delinquency Prevention	2020-JV-PLN-0191A	16.540	4,777	-	-
Juvenile Justice and Delinquency Prevention	2020-JV-PLN-0191	16.540	1,883	-	418
Juvenile Justice and Delinquency Prevention	2022-JJ-RPU-0895	16.540	36,416	141,228	141,228
Juvenile Justice and Delinquency Prevention	2021-JJ-RED-0191	16.540	8,365	-	14,145
Total for AL# 16.540			51,441	141,228	155,791
Delinquency Prevention Program	2020-JV-RPU-0895A	16.548	201,522	65,736	65,736
Total for AL# 16.548			201,522	65,736	65,736
Total Ohio Department of Youth Services			252,963	206,964	221,527
Pass through Ohio Attorney General's Office:					
Crime Victim Assistance	2024-VOCA-135500544	16.575	82,208	-	67,442
Crime Victim Assistance	2025-VOCA-135897384	16.575	-	-	38,209
Crime Victim Assistance	2024-VOCA-135500708	16.575	67,002	-	113,630
Crime Victim Assistance	2025-VOCA-*	16.575	-	-	26,770
Total for AL# 16.575			149,210	-	246,051
Total Ohio Attorney General's Office			149,210	-	246,051

FRANKLIN COUNTY, OHIO
 Schedule of Receipts and Expenditures of Federal Awards
 For the Year Ended December 31, 2024

Federal Grantor Agency/ Pass-Through Agency/ Program/Cluster Title	Pass-Through Entity Identifying Number	Federal Assistance Listing Number	Receipts	Passed Through to Subrecipients	Total Federal Expenditures
Pass through Ohio Office of Criminal Justice Services:					
Violence Against Women Formula Grants	2021-WF-RPU-0898	16.588	260,503	331,148	555,298
Violence Against Women Formula Grants	2022-WF-RPU-0898	16.588	488,640	114,970	121,709
Violence Against Women Formula Grants	2022-WF-ADM-8752	16.588	8,489	-	10,276
Violence Against Women Formula Grants	2023-WF-ADM-8752	16.588	9,715	-	16,686
Total for AL# 16.588			767,347	446,118	703,969
Grants to Encourage Arrest Policies and Enforcement of Protection Orders Program	2020-WE-AX-0016	16.590	88,138	181,413	286,989
Total for AL#: 16.590			88,138	181,413	286,989
Residential Substance Abuse Treatment for State Prisoners	2021-RS-SAT-129	16.593	155,337	-	200,000
Residential Substance Abuse Treatment for State Prisoners	2021-RS-SAT-129B	16.593	-	-	126,397
Total for AL# 16.593			155,337	-	326,397
Edward Byrne Memorial Justice Assistance Grant Program	2023-JG-D01-6308	16.738	22,920	-	43,603
Edward Byrne Memorial Justice Assistance Grant Program	2022-JG-D01-6308	16.738	17,137	-	11,970
Total for AL# 16.738			40,057	-	55,573
Comprehensive Opioid, Stimulant and Other Substances Use Program	15PBJA-22-GG-0444-COA	16.838	229,476	171,290	339,101
Comprehensive Opioid, Stimulant and Other Substances Use Program	2020-AR-BX-0094	16.838	-	-	37,058
Comprehensive Opioid, Stimulant and Other Substances Use Program	2021-CS-LEF-510A	16.838	723,903	-	382,338
Comprehensive Opioid, Stimulant and Other Substances Use Program	2023-CS-LEF-510	16.838	-	-	5,543
Total for AL# 16.838			953,379	171,290	764,040
Total Ohio Office of Criminal Justice Services			2,004,258	798,821	2,136,968
Total U.S. Department of Justice			2,847,362	1,262,458	3,606,331
U.S. DEPARTMENT OF TRANSPORTATION					
Pass through the Ohio Department of Transportation:					
<i>Highway Research and Development Program:</i>					
Highway Planning and Construction - Trabue Road 10.77 o/ Scioto River	PID 105759	20.205	508,545	-	1,082,389
Highway Planning and Construction - Rohr Road at SR 317	PID 109493	20.205	-	-	113,210
Highway Planning and Construction - SR 317 at Lockbourne Road	PID 109581	20.205	49,849	-	-
Highway Planning and Construction - RNA & Havens Roads Roundabout	PID 111077	20.205	571,593	-	257,690
Highway Planning and Construction - Cleveland Avenue Corridor	PID 113718	20.205	277,846	-	213,821
Highway Planning and Construction - Ferris at Walford	PID 113730	20.205	209,668	-	-
Highway Planning and Construction - CEAO Sign Upgrade	PID 115583	20.205	23,447	-	-
Highway Planning and Construction - Traffic Signal Hyperflow - STIC Grant	PID 115775	20.205	1,800	-	-
Highway Planning and Construction - Alum Creek Drive Widening	PID 115792	20.205	1,043,854	-	540,941
Highway Planning and Construction - High Crash Curve Locations	PID 115865	20.205	28,661	-	28,661
Highway Planning and Construction - Reese Road over Big Walnut Creek	PID 117472	20.205	2,221,550	-	2,221,550
Highway Planning and Construction - Ferris Road Corridor	PID 119514	20.205	-	-	179,988
Highway Planning and Construction - FRA (Transit Pedestrian Study)	PID 119514	20.205	-	-	294,940
Total for AL# 20.205			4,936,813	-	4,933,190
Pass through the Ohio Department of Public Safety:					
<i>Highway Safety Cluster:</i>					
State and Community Highway Safety	IDEP/STEP-2024-FCS-00069	20.600	87,538	-	75,041
State and Community Highway Safety	IDEP/STEP-2025-FCS-00004	20.600	-	-	20,341
Total for AL# 20.600			87,538	-	95,382
National Priority Safety Programs	OVI-2024-00011	20.616	125,734	-	112,180
National Priority Safety Programs	OVI-2025-00004	20.616	-	-	25,036
Total for AL# 20.616			125,734	-	137,216
Total Highway Safety Cluster			213,272	-	232,598
Total U. S. Department of Transportation			5,150,085	-	5,165,788
U.S. DEPARTMENT OF THE TREASURY					
Direct:					
COVID-19 Emergency Rental Assistance Program II	N/A	21.023	-	15,241,653	19,186,807
Total for AL# 21.023			-	15,241,653	19,186,807
COVID-19 Coronavirus State and Local Fiscal Recovery Funds	N/A	21.027	-	18,491,897	84,731,872
Total Direct			-	33,733,550	103,918,679
Pass through the Ohio Department of Mental Health and Addition Services:					
COVID-19 Coronavirus State and Local Fiscal Recovery Funds	DMHF22CVD2	21.027	102,040	7,100	589,140
Total Ohio Department of Mental Health and Addition Services			102,040	7,100	589,140
Pass through Ohio Department of Job and Family Services:					
COVID-19 Coronavirus State and Local Fiscal Recovery Funds	JFSSSTFO	21.027	738,514	-	438,219
Total U. S. Department of the Treasury			840,554	33,740,650	104,946,038
U.S. DEPARTMENT OF EDUCATION					
Pass through Ohio Department of Education and Workforce:					
<i>Special Education Cluster (IDEA):</i>					
Special Education - Grants to States	065979-6BSF-2024	84.027	198,950	-	198,950
Total for AL# 84.027			198,950	-	198,950
Special Education - Preschool Grants	065979-PGS1-2024	84.173	87,113	-	87,113
Total for AL# 84.173			87,113	-	87,113
Total Special Education Cluster (IDEA)			286,063	-	286,063
Total U.S. Department of Education			286,063	-	286,063
CENTERS FOR DISEASE CONTROL AND PREVENTION					
Direct:					
Injury Prevention and Control Research and State and Community Based Programs	N/A	93.136	216,768	-	231,073
Total Centers for Disease Control and Prevention			216,768	-	231,073

FRANKLIN COUNTY, OHIO
Schedule of Receipts and Expenditures of Federal Awards
For the Year Ended December 31, 2024

Federal Grantor Agency/ Pass-Through Agency/ Program/Cluster Title	Pass-Through Entity Identifying Number	Federal Assistance Listing Number	Receipts	Passed Through to Subrecipients	Total Federal Expenditures
U.S. DEPARTMENT OF HEALTH AND HUMAN SERVICES					
Pass through City of Columbus:					
National Family Caregiver Support, Title III, Part E	N/A	93.052	380,196	-	380,196
Pass through Ohio Department of Health:					
Project Grants and Cooperation Agreements for Tuberculosis Control Programs	02510032TB0212	93.116	162,690	-	162,960
Pass through Ohio Department of Job and Family Services:					
Guardianship Assistance	KIDCGD24	93.090	-	-	10,032
Title IV-E Kinship Support Interventions	JFSCPI23	93.471	281,111	-	-
Title IV-E Kinship Support Interventions	JFSCPI24	93.471	706,388	-	706,388
Title IV-E Kinship Support Interventions	KIDCPI25	93.471	-	-	260,786
Total for AL# 93.471			987,499	-	967,174
Title IV-E Prevention Program	JFSCPS23	93.472	20,646	-	9,885
Marylee Allen Promoting Safe and Stable Families	JFSCMC24	93.556	87,854	-	93,023
Marylee Allen Promoting Safe and Stable Families	KIDCMC25	93.556	-	-	16,964
Marylee Allen Promoting Safe and Stable Families	JFSCPF24	93.556	525,249	-	785,098
Marylee Allen Promoting Safe and Stable Families	KIDCPF25	93.556	-	-	412,685
Total for AL# 93.556			613,103	-	1,307,770
Temporary Assistance for Needy Families	JFSCFT22	93.558	2,466,701	-	2,466,701
Temporary Assistance for Needy Families	JFSCFT23	93.558	8,256,945	-	-
Temporary Assistance for Needy Families	JFSCFT24	93.558	32,139,027	22,853,040	44,703,727
Temporary Assistance for Needy Families	JFSCFT25	93.558	889,291	401,583	511,507
Temporary Assistance for Needy Families	JFSCFT23B	93.558	13,585	-	-
Temporary Assistance for Needy Families	JFSCFT24B	93.558	-	-	11,729
Temporary Assistance for Needy Families	JFSCFT24	93.558	368,962	-	561,838
Total for AL# 93.558			44,134,511	23,254,623	48,255,502
Child Support Services - Child Support Awareness	JFSCFS23I	93.563	13,450	-	13,450
Child Support Services - Child Support Awareness	JFSCFS24I	93.563	2,000	-	2,000
Child Support Services - Child Support Training	JFSCFS16I	93.563	4,950	-	-
Child Support Services - CSEA Incentive Bump	JFSCCS24I	93.563	470,948	-	-
Child Support Services - CSEA Incentives	JFSCCS24I	93.563	2,207,848	-	-
Child Support Services - Federal Child Support	JFSCCS24	93.563	9,976,614	-	9,941,183
Child Support Services - Federal Child Support	JFSCCS25	93.563	3,747,224	-	3,752,738
Total for AL# 93.558:			16,423,034	-	13,709,371
Child Support Services Research	JFSCCE21F	93.564	-	-	-
Child Support Services Research	JFSCCE21F	93.564	129,357	8,673	112,465
Child Support Services Research	JFSCCE21F	93.564	8	-	-
Child Support Services Research	JFSCCY23	93.564	74,308	4,686	63,871
Child Support Services Research	JFSCCY24	93.564	1,734	2,107	2,515
Total for AL# 93.564			205,407	15,466	178,851
Refugee and Entrant Assistance - State/Replacement Designee Administered Programs	JFSCRC24	93.566	17,543	-	9,184
Refugee and Entrant Assistance - State/Replacement Designee Administered Programs	JFSCRC25	93.566	-	-	9,396
Total for AL# 93.566			17,543	-	18,580
<i>Child Care and Development Block Grant (CCDF) Cluster:</i>					
Child Care and Development Block Grant	JFSCCD23	93.575	539,932	-	-
Child Care and Development Block Grant	JFSCCD24	93.575	469,796	-	1,124,608
Child Care and Development Block Grant	JFSCCD25	93.575	1,085,932	-	1,871,661
Child Care and Development Block Grant	KIDCCD24	93.575	100,000	-	-
Child Care and Development Block Grant	KIDCCD25	93.575	117,152	-	15,539
Total for Child Care and Development Block Grant (CCDF) Cluster:			2,312,812	-	3,011,808
Grants to States for Access and Visitation Programs	JFSSOL24	93.597	31,499	24,501	24,501
Grants to States for Access and Visitation Programs	JFSSOL25	93.597	20,139	22,376	22,376
Total for AL# 93.597			51,638	46,877	46,877
Stephanie Tubbs Jones Child Welfare Service Program	JFSCCW23	93.645	26,263	-	-
Stephanie Tubbs Jones Child Welfare Service Program	JFSCCW24	93.645	638,786	-	131,540
Stephanie Tubbs Jones Child Welfare Service Program	KIDCCW25	93.645	-	-	554,633
Total for AL# 93.645			665,049	-	686,173
Foster Care -- Title IV-E	JFSCFC23	93.658	1,964,741	-	-
Foster Care -- Title IV-E	JFSCFC24	93.658	6,240,406	-	6,665,066
Foster Care -- Title IV-E	KIDCF25	93.658	-	-	1,192,250
Foster Care -- Title IV-E - Funding Certainty Grant	JFSCFK23	93.658	5,025,523	-	-
Foster Care -- Title IV-E Contracts	JFSOLF23	93.658	10,202,834	-	12,882,061
Foster Care -- Title IV-E Contracts	JFSOLF24	93.658	2,679,227	-	-
Total for AL# 93.658			26,112,731	-	20,739,377
Adoption Assistance	JFSCAA23	93.659	3,480,719	-	-
Adoption Assistance	JFSCAA24	93.659	11,893,146	-	11,883,378
Adoption Assistance	KIDCAA25	93.659	-	-	3,815,355
Total for AL# 93.659			15,373,865	-	15,698,733
Social Services Block Grant	JFSCSS23	93.667	1,213,227	-	-
Social Services Block Grant	JFSCSS24	93.667	2,595,736	3,111,063	3,159,055
Social Services Block Grant	JFSCSS25	93.667	-	68,073	83,270
Social Services Block Grant	JFSCSX23	93.667	-	-	-
Social Services Block Grant	JFSCSX24	93.667	763,340	269,894	496,087
Social Services Block Grant	JFSCSX25	93.667	-	-	25,640
Social Services Block Grant	G-2122-06-0192	93.667	943	-	-
Social Services Block Grant	G-2323-06-0104	93.667	900	-	1,885

FRANKLIN COUNTY, OHIO
 Schedule of Receipts and Expenditures of Federal Awards
 For the Year Ended December 31, 2024

Federal Grantor Agency/ Pass-Through Agency/ Program/Cluster Title	Pass-Through Entity Identifying Number	Federal Assistance Listing Number	Receipts	Passed Through to Subrecipients	Total Federal Expenditures
Pass through Ohio Department of Developmental Disabilities:					
Social Services Block Grant	N/A	93.667	802,030	-	802,030
Total for AL# 93.667			5,376,176	3,449,030	4,567,967
John H. Chafee Foster Care Program for Successful Transition to Adulthood	JFSCIL23	93.674	91,055	-	94,182
John H. Chafee Foster Care Program for Successful Transition to Adulthood	JFSCIL24	93.674	659,574	-	678,183
John H. Chafee Foster Care Program for Successful Transition to Adulthood	KIDCIL25	93.674	-	-	454,697
Total for AL# 93.674			750,629	-	1,227,062
<i>Medicaid Cluster:</i>					
Pass through Ohio Department of Job and Family Services:					
Medical Assistance Program	MCDFMT24	93.778	10,707,969	283,428	9,981,559
Medical Assistance Program	MCDFMT25	93.778	2,183,322	180,387	3,879,402
Medical Assistance Program	MCDFMP24	93.778	385	-	-
Medical Assistance Program	MCDFMP25	93.778	161	-	-
Medical Assistance Program	MCDFMT23	93.778	-	-	-
Medical Assistance Program	MCDFMT24	93.778	2,539,491	283,428	1,902,987
Medical Assistance Program - Medicaid Child Welfare Related	MCDFMP25	93.778	-	-	670,803
Medical Assistance Program	G-2122-06-0192-CORTC	93.778	435	-	-
Medical Assistance Program	G-2323-06-0104-CORTC	93.778	1,883	-	3,028
Total for AL# 93.778 Medicaid Cluster			15,433,646	747,243	16,437,779
Pass through Ohio Mental Health Addiction Services:					
Projects for Assistance in Transition for Homelessness (PATH)	2300407	93.150	-	7,528	7,528
Projects for Assistance in Transition for Homelessness (PATH)	2400400	93.150	256,643	191,286	191,286
Projects for Assistance in Transition for Homelessness (PATH)	1X06SM088827-01	93.150	81,617	-	-
Total for AL# 93.150			338,260	198,814	198,814
Substance Abuse and Mental Health Services Projects of Regional and National Significance	N/A	93.243	406,308	710,322	710,322
Social Services Block Grant	N/A	93.667	481,674	578,626	578,626
Social Services Block Grant	N/A	93.667	194,665	194,665	194,665
Total for AL# 93.667			676,339	773,291	773,291
Opioid STR	2300664	93.788	-	390,461	390,461
Opioid STR	2400574	93.788	3,310,741	3,347,463	3,347,463
Opioid STR	2401105	93.788	39,037	39,037	39,037
Opioid STR	2300859	93.788	-	30,814	30,814
Opioid STR	2400750	93.788	125,928	94,228	94,228
Total for AL# 93.788			3,475,706	3,902,003	3,902,003
Block Grants for Community Mental Health Services	B09SM087381	93.958	44,700	44,700	44,700
Block Grants for Community Mental Health Services	N/A	93.958	63,750	63,750	63,750
Block Grants for Community Mental Health Services	B09SM085390	93.958	222,814	222,814	222,814
Block Grants for Community Mental Health Services	B09SM084002	93.958	-	1,956,935	1,956,935
Block Grants for Community Mental Health Services	2401188	93.958	24,590	24,590	24,590
Block Grants for Community Mental Health Services	N/A	93.958	325	-	-
Block Grants for Community Mental Health Services	2400417	93.958	21,500	21,500	21,500
Block Grants for Community Mental Health Services	B09SM085918	93.958	-	17,104	17,104
Block Grants for Community Mental Health Services	N/A	93.958	-	195,797	195,797
Block Grants for Community Mental Health Services	N/A	93.958	393,412	393,412	393,412
Block Grants for Community Mental Health Services	N/A	93.958	393,412	-	-
Block Grants for Community Mental Health Services	N/A	93.958	1,100	2,200	2,200
Block Grants for Community Mental Health Services	N/A	93.958	1,100	1,100	1,100
Total for AL# 93.958			1,166,703	2,943,902	2,943,902
Block Grants for Prevention and Treatment of Substance Abuse	B08TI084665	93.959	-	1,500	1,500
Block Grants for Prevention and Treatment of Substance Abuse	B08TI085827	93.959	1,100,948	1,549,574	1,549,574
Block Grants for Prevention and Treatment of Substance Abuse	N/A	93.959	1,100,948	910,822	910,822
Block Grants for Prevention and Treatment of Substance Abuse	B08TI085827	93.959	592,941	824,335	824,335
Block Grants for Prevention and Treatment of Substance Abuse	N/A	93.959	592,941	432,732	432,732
Block Grants for Prevention and Treatment of Substance Abuse	B08TI083541	93.959	-	29,071	29,071
Block Grants for Prevention and Treatment of Substance Abuse	B08TI084601	93.959	-	2,066	2,066
Block Grants for Prevention and Treatment of Substance Abuse	N/A	93.959	8,869	1,000	1,000
Block Grants for Prevention and Treatment of Substance Abuse	2500050	93.959	167,752	167,752	167,752
Block Grants for Prevention and Treatment of Substance Abuse	N/A	93.959	50,838	-	-
Block Grants for Prevention and Treatment of Substance Abuse	2500048	93.959	34,050	34,050	34,050
Block Grants for Prevention and Treatment of Substance Abuse	2500062	93.959	24,694	-	-
Block Grants for Prevention and Treatment of Substance Abuse	N/A	93.959	145,619	145,619	145,619
Block Grants for Prevention and Treatment of Substance Abuse	2500116	93.959	50,000	50,000	50,000
Block Grants for Prevention and Treatment of Substance Abuse	2400205	93.959	50,838	50,838	50,838
Block Grants for Prevention and Treatment of Substance Abuse	2400200	93.959	145,619	145,619	145,619
Block Grants for Prevention and Treatment of Substance Abuse	2400228	93.959	34,050	34,050	34,050
Block Grants for Prevention and Treatment of Substance Abuse	2400243	93.959	98,777	49,389	49,389
Block Grants for Prevention and Treatment of Substance Abuse	2400201	93.959	8,869	8,868	8,869
Block Grants for Prevention and Treatment of Substance Abuse	2400230	93.959	335,505	671,009	671,009
Block Grants for Prevention and Treatment of Substance Abuse	2500316	93.959	10,825	10,825	10,825
Total for AL# 93.958			4,554,083	5,119,119	5,119,120
Total Ohio Mental Health Addiction Services			10,617,399	13,647,451	13,647,452
Total U.S. Department of Health and Human Services			139,638,574	41,160,690	141,063,549
<u>SOCIAL SECURITY ADMINISTRATION</u>					
Direct:					
<i>Disability Insurance/SSI Cluster:</i>					
Social Security - Disability Insurance	N/A	96.001	768,625	-	768,625
Supplemental Social Security Income	N/A	96.006	268,581	-	268,581
Total Disability Insurance/SSI Cluster			1,037,206	-	1,037,206
Total Social Security Administration			1,037,206	-	1,037,206

FRANKLIN COUNTY, OHIO
Schedule of Receipts and Expenditures of Federal Awards
For the Year Ended December 31, 2024

Federal Grantor Agency/ Pass-Through Agency/ Program/Cluster Title	Pass-Through Entity Identifying Number	Federal Assistance Listing Number	Receipts	Passed Through to Subrecipients	Total Federal Expenditures
U.S. DEPARTMENT OF HOMELAND SECURITY					
Pass through the Ohio Department of Public Safety:					
Homeland Security Grant Program	N/A	97.067	54,105	-	50,145
Total Ohio Department of Public Safety			54,105	-	50,145
Pass through Ohio Emergency Management Agency:					
Emergency Management Performance Grants	EMC-2022-EP-00006	97.042	125,990		125,990
Emergency Management Performance Grants	EMC-2023-EP-00003	97.042	337,876		337,876
Total for AL# 97.042			463,866	-	463,866
Building Resilient Infrastructure & Communities Grant (BRIC)	EMC-2020-BR-051-0013	97.047	84,765	-	-
Homeland Security Grant Program - State Homeland Security Program - Law Enforcement	EMW-2020-SS-00037-S01	97.067	21,778	-	21,778
Homeland Security Grant Program - State Homeland Security Program - Law Enforcement	EMW-2021-55-00004	97.067	191,833	-	191,833
Homeland Security Grant Program - State Homeland Security Program - Law Enforcement	EMW-2019-SS-00024-S01	97.067	34,990	-	34,900
Homeland Security Grant Program - State Homeland Security Program - Law Enforcement	EMW-2021-555-00004	97.067	379,580	-	379,580
Homeland Security Grant Program - State Homeland Security Program - Law Enforcement	EMW-2022-SS-00058	97.067	14,039	-	16,483
Homeland Security Grant Program - State Homeland Security Program - Law Enforcement	EMW-2023-SS-0024	97.067	22,981	-	22,981
Total for AL# 97.067			665,201	-	667,555
Total U.S. Department of Homeland Security			1,267,937	-	1,181,566
TOTAL FEDERAL FINANCIAL ASSISTANCE			\$ 167,538,225	\$ 77,840,191	\$ 275,639,053

The accompanying notes to this schedule are an integral part of this schedule.

FRANKLIN COUNTY, OHIO

NOTES TO THE SCHEDULE OF RECEIPTS AND EXPENDITURES OF FEDERAL AWARDS
2 CFR 200.510(B)(6)
FOR THE YEAR ENDED DECEMBER 31, 2024

1) **General**

The accompanying Schedule of Receipts and Expenditures of Federal Awards (the Schedule) includes the federal grant activity of Franklin County, Ohio (the County) under programs of the federal government for the year ended December 31, 2024. The information on this Schedule is prepared in accordance with the requirements of Title 2 U.S. Code of Federal Regulations Part 200, *Uniform Administrative Requirements, Cost Principles, and Audit Requirements for Federal Awards* (Uniform Guidance). The Schedule only reflects the federal awards of the primary government. It is not intended to and does not present the financial position, changes in net position or cash flows for the County.

2) **Basis of Accounting**

The accompanying Schedule is presented using the cash basis of accounting in which revenues are recognized when received and expenditures are recognized when paid. Therefore, some amounts presented in the Schedule may differ from amounts presented in, or used in the preparation of, the basic financial statements. Such expenditures are recognized following as applicable, either the cost principles contained in Title 2 U.S. Code of Federal Regulations Part 200, *Uniform Administrative Requirements, Cost Principle, and Audit Requirements for Federal Awards*, wherein certain types of expenditures may or may not be allowable or may be limited as to reimbursement. Amounts reported may also differ from other federal award reports the County submits directly to federal granting agencies or pass-through entities because the award reports may be presented for a different fiscal period, and/or may include cumulative (from prior years) data rather than data for the current year only. The County has elected not to use the 10-percent de minimis indirect cost rate as allowed under the Uniform Guidance.

3) **Subrecipients**

The County passes-through to local governments or not-for-profit agencies (subrecipients) certain federal assistance received by the County directly from the federal awarding agency or from a pass-through entity. As described in Note 2, the County records expenditures of federal awards to subrecipients when paid in cash.

The subrecipients have certain compliance responsibilities related to administering these federal programs. Under 2 CFR 200, the County is responsible for monitoring subrecipients to help assure that federal awards are expended for authorized purposes in compliance with laws, regulations, and the provisions of contracts or grant agreements, and that performance goals are achieved. The total amounts of federal assistance provided to subrecipients by the County for each federal program is included in the Schedule.

4) **Child Nutrition Cluster**

The County commingles cash receipts from the U.S. Department of Agriculture with similar State grants. When reporting expenditures on this Schedule, the County assumes it expends federal monies first.

FRANKLIN COUNTY, OHIO

NOTES TO THE SCHEDULE OF RECEIPTS AND EXPENDITURES OF FEDERAL AWARDS
2 CFR 200.510(B)(6)
FOR THE YEAR ENDED DECEMBER 31, 2024

5) **Loan Programs**

The County has established a revolving loan program to provide low-interest loans to rehabilitate homes for persons from low-moderate income households and to businesses to create jobs. The Federal Department of Housing and Urban Development (HUD) grants money for these loans to the County. The initial loan of this money is recorded as a disbursement on the accompanying Schedule of Receipts and Expenditures of Federal Awards (the Schedule). Loans repaid, including interest, are used to make additional loans. Such subsequent loans are subject to certain compliance requirements imposed by HUD but are not included as disbursements on the Schedule. The County had the following loan balances outstanding at December 31, 2024, \$7,685,796 including delinquent or deferred loans of \$992,935 for the Community Development Block Grant and \$4,349,569 for the Home Investment in Affordable Housing.


Program Title	Federal AL Number	Loan Balances Outstanding
Community Development Block Grant	14.218	\$ 1,872,313
Home Investment in Affordable Housing	14.239	\$ 5,813,483

6) **Matching Requirements**

Certain federal programs require the County to contribute non-federal funds (matching funds) to support the federally funded programs. The County has complied with the matching requirements (if applicable) for the major federal programs identified in the summary of auditor’s results section of the accompanying schedule of findings. Expenditures of matching funds are not included in the Schedule.

7) **Temporary Assistance for Needy Families (TANF)**

The Schedule shows the County spent \$48,255,502 on the Temporary Assistance for Needy Families (TANF) (93.558) program. The amount reported for the TANF program on the Schedule excludes allowable TANF expenditures of \$521,727 that are included as Social Services Block Grant (SSBG) (93.667) program expenditures. The following table shows the gross amount drawn for the TANF program during fiscal year 2024 and the allowable TANF expenditures for the Social Services Block Grant program.

Temporary Assistance for Needy Families	\$ 48,255,502	 F.1.1_FY24 SEFA
Social Services Block Grant (TANF Allowable)	<u>521,727</u>	
Total Temporary Assistance for Needy Families	<u>\$ 48,777,229</u>	

THIS PAGE INTENTIONALLY LEFT BLANK

OHIO AUDITOR OF STATE KEITH FABER



65 East State Street
Columbus, Ohio 43215
ContactUs@ohioauditor.gov
800-282-0370

INDEPENDENT AUDITOR'S REPORT ON INTERNAL CONTROL OVER FINANCIAL REPORTING AND ON COMPLIANCE AND OTHER MATTERS REQUIRED BY GOVERNMENT AUDITING STANDARDS

Franklin County
373 South High Street, 21st Floor
Columbus, Ohio 43215

To the Board of County Commissioners:

We have audited, in accordance with the auditing standards generally accepted in the United States of America and the standards applicable to financial audits contained in *Government Auditing Standards* issued by the Comptroller General of the United States (*Government Auditing Standards*), the financial statements of the governmental activities, the business-type activities, each major fund, and the aggregate discretely presented component units and remaining fund information of Franklin County, Ohio (the County) as of and for the year ended December 31, 2024, and the related notes to the financial statements, which collectively comprise the County's basic financial statements and have issued our report thereon dated June 30, 2025. Our report includes a reference to other auditors who audited the financial statements of the Franklin County Stadium, Inc. and Columbus Baseball Team, Inc., as described in our report on the County's financial statements. This report does not include the results of the other auditors' testing of internal controls over financial reporting or compliance and other matters that are reported on separately by those auditors.

Report on Internal Control Over Financial Reporting

In planning and performing our audit of the financial statements, we considered the County's internal control over financial reporting (internal control) as a basis for designing audit procedures that are appropriate in the circumstances for the purpose of expressing our opinions on the financial statements, but not for the purpose of expressing an opinion on the effectiveness of the County's internal control. Accordingly, we do not express an opinion on the effectiveness of the County's internal control.

A deficiency in internal control exists when the design or operation of a control does not allow management or employees, in the normal course of performing their assigned functions, to prevent, or detect and correct misstatements on a timely basis. *A material weakness* is a deficiency, or a combination of deficiencies, in internal control, such that there is a reasonable possibility that a material misstatement of the County's financial statements will not be prevented, or detected and corrected, on a timely basis. *A significant deficiency* is a deficiency, or a combination of deficiencies, in internal control that is less severe than a material weakness, yet important enough to merit attention by those charged with governance.

Our consideration of internal control was for the limited purpose described in the first paragraph of this section and was not designed to identify all deficiencies in internal control that might be material weaknesses or significant deficiencies. Given these limitations, during our audit we did not identify any deficiencies in internal control that we consider to be material weaknesses. However, material weaknesses or significant deficiencies may exist that were not identified.

Report on Compliance and Other Matters

As part of obtaining reasonable assurance about whether the County's financial statements are free from material misstatement, we performed tests of its compliance with certain provisions of laws, regulations, contracts, and grant agreements, noncompliance with which could have a direct and material effect on the financial statements. However, providing an opinion on compliance with those provisions was not an objective of our audit and accordingly, we do not express such an opinion. The results of our tests disclosed no instances of noncompliance or other matters that are required to be reported under *Government Auditing Standards*.

Purpose of This Report

The purpose of this report is solely to describe the scope of our testing of internal control and compliance and the results of that testing, and not to provide an opinion on the effectiveness of the County's internal control or on compliance. This report is an integral part of an audit performed in accordance with *Government Auditing Standards* in considering the County's internal control and compliance. Accordingly, this communication is not suitable for any other purpose.

KEITH FABER
Ohio Auditor of State



Tiffany L. Ridenbaugh, CPA, CFE, CGFM
Chief Deputy Auditor

June 30, 2025



65 East State Street
Columbus, Ohio 43215
ContactUs@ohioauditor.gov
800-282-0370

**INDEPENDENT AUDITOR'S REPORT ON COMPLIANCE WITH REQUIREMENTS
APPLICABLE TO EACH MAJOR FEDERAL PROGRAM AND ON INTERNAL CONTROL OVER
COMPLIANCE AND ON THE SCHEDULE OF RECEIPTS AND EXPENDITURES OF FEDERAL
AWARDS REQUIRED BY THE UNIFORM GUIDANCE**

Franklin County
373 South High Street, 21st Floor
Columbus, Ohio 43215

To the Board of Commissioners:

Report on Compliance for Each Major Federal Program

Opinion on Each Major Federal Program

We have audited Franklin County's, (the County) compliance with the types of compliance requirements identified as subject to audit in the U.S. Office of Management and Budget (OMB) *Compliance Supplement* that could have a direct and material effect on each of Franklin County's major federal programs for the year ended December 31, 2024. Franklin County's major federal programs are identified in the *Summary of Auditor's Results* section of the accompanying schedule of findings.

In our opinion, Franklin County complied, in all material respects, with the compliance requirements referred to above that could have a direct and material effect on each of its major federal programs for the year ended December 31, 2024.

Basis for Opinion on Each Major Federal Program

We conducted our audit of compliance in accordance with auditing standards generally accepted in the United States of America (GAAS); the standards applicable to financial audits contained in *Government Auditing Standards* issued by the Comptroller General of the United States (*Government Auditing Standards*); and the audit requirements of Title 2 U.S. *Code of Federal Regulations* Part 200, *Uniform Administrative Requirements, Cost Principles, and Audit Requirements for Federal Awards* (Uniform Guidance). Our responsibilities under those standards and the Uniform Guidance are further described in the *Auditor's Responsibilities for the Audit of Compliance* section of our report.

We are required to be independent of the County and to meet our other ethical responsibilities, in accordance with relevant ethical requirements relating to our audit. We believe that the audit evidence we have obtained is sufficient and appropriate to provide a basis for our opinion on compliance for each major federal program. Our audit does not provide a legal determination of the County's compliance with the compliance requirements referred to above.

Responsibilities of Management for Compliance

The County's Management is responsible for compliance with the requirements referred to above and for the design, implementation, and maintenance of effective internal control over compliance with the requirements of laws, statutes, regulations, rules, and provisions of contracts or grant agreements applicable to the County's federal programs.

Auditor's Responsibilities for the Audit of Compliance

Our objectives are to obtain reasonable assurance about whether material noncompliance with the compliance requirements referred to above occurred, whether due to fraud or error, and express an opinion on the County's compliance based on our audit. Reasonable assurance is a high level of assurance but is not absolute assurance and therefore is not a guarantee that an audit conducted in accordance with GAAS, *Government Auditing Standards*, and the Uniform Guidance will always detect material noncompliance when it exists. The risk of not detecting material noncompliance resulting from fraud is higher than for that resulting from error, as fraud may involve collusion, forgery, intentional omissions, misrepresentations, or the override of internal control. Noncompliance with the compliance requirements referred to above is considered material, if there is a substantial likelihood that, individually or in the aggregate, it would influence the judgment made by a reasonable user of the report on compliance about the County's compliance with the requirements of each major federal program as a whole.

In performing an audit in accordance with GAAS, *Government Auditing Standards*, and the Uniform Guidance, we:

- exercise professional judgment and maintain professional skepticism throughout the audit.
- identify and assess the risks of material noncompliance, whether due to fraud or error, and design and perform audit procedures responsive to those risks. Such procedures include examining, on a test basis, evidence regarding the County's compliance with the compliance requirements referred to above and performing such other procedures as we considered necessary in the circumstances.
- obtain an understanding of the County's internal control over compliance relevant to the audit in order to design audit procedures that are appropriate in the circumstances and to test and report on internal control over compliance in accordance with the Uniform Guidance, but not for the purpose of expressing an opinion on the effectiveness of the County's internal control over compliance. Accordingly, no such opinion is expressed.

We are required to communicate with those charged with governance regarding, among other matters, the planned scope and timing of the audit and any significant deficiencies and material weaknesses in internal control over compliance that we identified during the audit.

Report on Internal Control Over Compliance

A deficiency in internal control over compliance exists when the design or operation of a control over compliance does not allow management or employees, in the normal course of performing their assigned functions, to prevent, or detect and correct, noncompliance with a type of compliance requirement of a federal program on a timely basis. *A material weakness in internal control over compliance* is a deficiency, or combination of deficiencies, in internal control over compliance, such that there is a reasonable possibility that material noncompliance with a type of compliance requirement of a federal program will not be prevented, or detected and corrected, on a timely basis. *A significant deficiency in internal control over compliance* is a deficiency, or a combination of deficiencies, in internal control over compliance with a type of compliance requirement of a federal program that is less severe than a material weakness in internal control over compliance, yet important enough to merit attention by those charged with governance.

Our consideration of internal control over compliance was for the limited purpose described in the *Auditor's Responsibilities for the Audit of Compliance* section above and was not designed to identify all deficiencies in internal control over compliance that might be material weaknesses or significant deficiencies in internal control over compliance. Given these limitations, during our audit we did not identify any deficiencies in internal control over compliance that we consider to be material weaknesses, as defined above. However, material weaknesses or significant deficiencies in internal control over compliance may exist that were not identified.


Our audit was not designed for the purpose of expressing an opinion on the effectiveness of internal control over compliance. Accordingly, no such opinion is expressed.

The purpose of this report on internal control over compliance is solely to describe the scope of our testing of internal control over compliance and the results of this testing based on the requirements of the Uniform Guidance. Accordingly, this report is not suitable for any other purpose.

Report on Schedule of Receipts and Expenditures of Federal Awards Required by the Uniform Guidance

We have audited the financial statements of the governmental activities, the business-type activities, each major fund and the aggregate discretely-presented component units and remaining fund information of Franklin County, (the County) as of and for the year ended December 31, 2024, and the related notes to the financial statements, which collectively comprise the County's basic financial statements. We issued our unmodified report thereon dated June 30, 2025, wherein we noted the financial statements of the Franklin County Stadium, Inc. and Columbus Baseball Team, Inc., were audited by other auditors. Our audit was conducted for the purpose of forming opinions on the financial statements that collectively comprise the County's basic financial statements. We have not performed any procedures on the audited financial statements subsequent to June 30, 2025. The accompanying schedule of receipts and expenditures of federal awards is presented for purposes of additional analysis as required by the Uniform Guidance and is not a required part of the basic financial statements. The schedule is the responsibility of management and was derived from and relates directly to the underlying accounting and other records management used to prepare the basic financial statements. We subjected this schedule to the auditing procedures we applied to the basic financial statements. We also applied certain additional procedures, including comparing and reconciling this schedule directly to the underlying accounting and other records used to prepare the basic financial statements or to the basic financial statements themselves, and other additional procedures in accordance with auditing standards generally accepted in the United States of America. In our opinion, the schedule of receipts and expenditures of federal awards is fairly stated in all material respects in relation to the basic financial statements as a whole.

KEITH FABER
Ohio Auditor of State



Tiffany L. Ridenbaugh, CPA, CFE, CGFM
Chief Deputy Auditor

September 19, 2025

THIS PAGE INTENTIONALLY LEFT BLANK

FRANKLIN COUNTY
SCHEDULE OF FINDINGS
2 CFR § 200.515
DECEMBER 31, 2024

1. SUMMARY OF AUDITOR'S RESULTS

(d)(1)(i)	Type of Financial Statement Opinion	Unmodified
(d)(1)(ii)	Were there any material weaknesses in internal control reported at the financial statement level (GAGAS)?	No
(d)(1)(ii)	Were there any significant deficiencies in internal control reported at the financial statement level (GAGAS)?	No
(d)(1)(iii)	Was there any reported material noncompliance at the financial statement level (GAGAS)?	No
(d)(1)(iv)	Were there any material weaknesses in internal control reported for major federal programs?	No
(d)(1)(iv)	Were there any significant deficiencies in internal control reported for major federal programs?	No
(d)(1)(v)	Type of Major Programs' Compliance Opinion	Unmodified
(d)(1)(vi)	Are there any reportable findings under 2 CFR § 200.516(a)?	No
(d)(1)(vii)	Major Programs (list):	SNAP Cluster CCDF Cluster Opioid STR – AL# 93.788 Social Services Block Grant – AL# 93.667 Emergency Rental Assistance - AL#21.023 Coronavirus State and Local Fiscal Recovery Fund – AL# 21.027
(d)(1)(viii)	Dollar Threshold: Type A/B Programs	Type A: > \$ 3,000,000 Type B: all others
(d)(1)(ix)	Low Risk Auditee under 2 CFR § 200.520?	Yes

**2. FINDINGS RELATED TO THE FINANCIAL STATEMENTS
REQUIRED TO BE REPORTED IN ACCORDANCE WITH GAGAS**

None

3. FINDINGS AND QUESTIONED COSTS FOR FEDERAL AWARDS

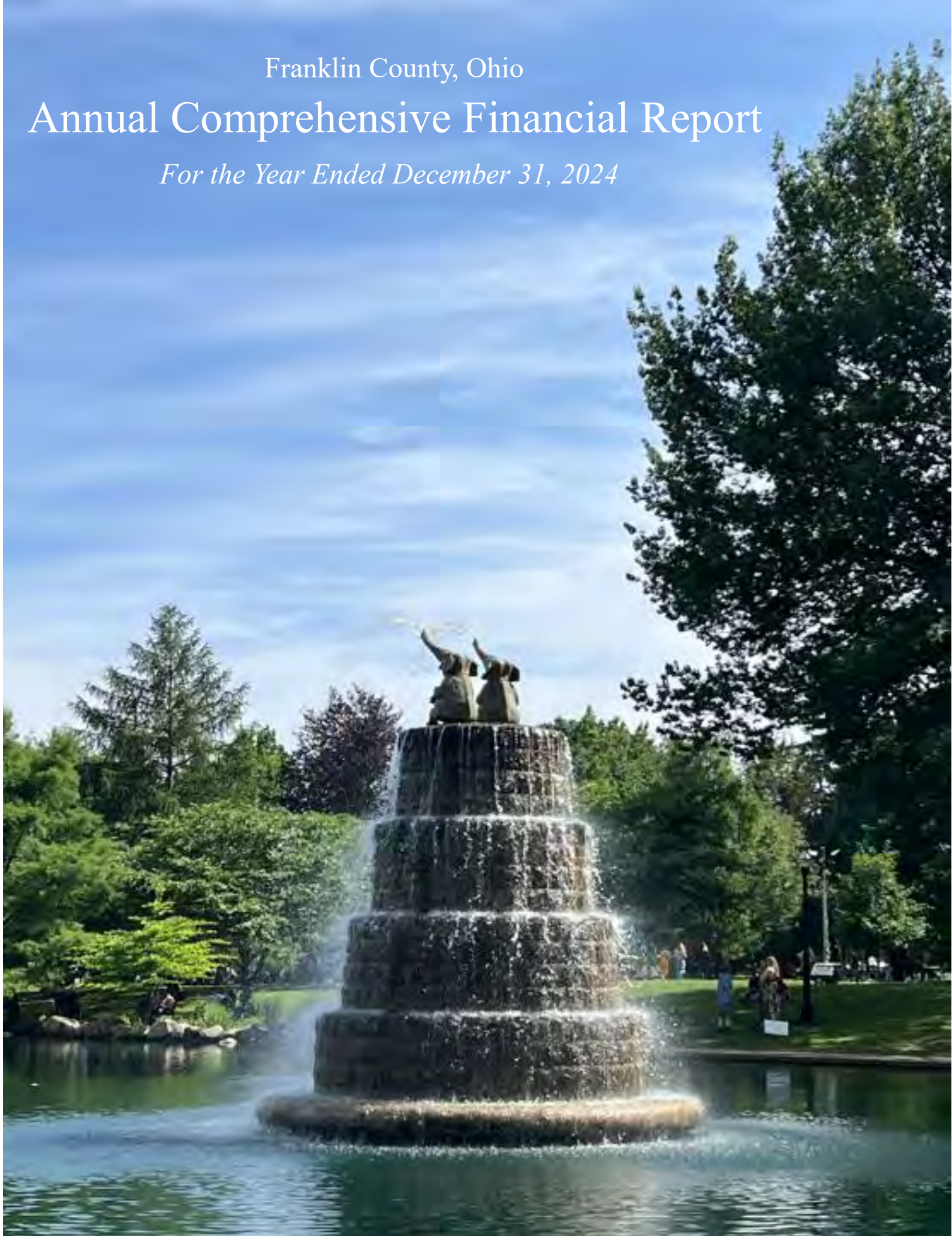
None

THIS PAGE INTENTIONALLY LEFT BLANK

Franklin County, Ohio

Annual Comprehensive Financial Report

For the Year Ended December 31, 2024





Goodale Park and the Elephant Statue Fountain

Goodale Park, located in Columbus, Ohio's Victorian Village just north of downtown, is one of the city's oldest and most cherished public parks. Established in 1851 through a land donation by Dr. Lincoln Goodale, it spans 33 acres and is among the oldest U.S. parks created specifically for public recreation.

The park features a pond with fountains, walking paths, a gazebo, playground, tennis courts, and hosts various community events. A standout attraction is the elephant statue fountain near the pond's west side. Created by local sculptor Jack Greaves and installed in 1993, it features two bronze baby elephants playfully spraying water. The fountain symbolizes joy, innocence, and good luck, and honors local children while reflecting Columbus's connection to the zoo and love for elephants.

Cover photo submitted by Nate Shipman

Nate has been an employee of the Franklin County Auditor's office since 2021 and serves as Special Projects Coordinator and Open Government Officer.

Annual Comprehensive Financial Report

For the Year Ended December 31, 2024



Michael Stinziano **Franklin County Auditor**

Prepared by the Fiscal Services Division

Robert L. Caldwell, CPA – Chief Financial Officer

Matthew H. Jackson – Deputy Financial Officer

Financial Reporting:

Royce Chesser – Financial Consultant

Ernest R. Francis Frank S. Marsh

Amy V. Hernandez Paz

Accounts Payable:

Michelle A. Milby – Supervisor

Andrew J. Towns

Janet L. Jones

Carol A. Rich

Cinda C. Stuhr

Payroll:

Shakia J. Brown – Supervisor

Edward D. O'Block

Anna E. Pindell

Craig S. Lantz

Financial Services

Jacalyn E. Federer – Supervisor

Kerrie L. Ritchie Elizabeth B. Ondrey

Hillary A. Raver Kelly A. Wagenbrenner

Financial Systems

Jamie L. Abraham

Phillip K. Banks

Sandrina S. Quick

FRANKLIN COUNTY, OHIO



373 South High Street, 21st Floor
Columbus, Ohio 43215-6310
(614) 525-HOME (4663)

<http://www.FranklinCountyAuditor.com>

Table of Contents

I **Introductory Section**

Letter of Transmittal v
GFOA Certificate of Achievement xvi
Franklin County Government Organizational Chart xvii
Franklin County Elected Officials xviii

II **Financial Section**

Independent Auditor’s Report 1
Management’s Discussion and Analysis 5
Basic Financial Statements:
Government-wide Financial Statements:
Statement of Net Position 20
Statement of Activities 23
Fund Financial Statements:
Governmental Funds:
Balance Sheet 24
Reconciliation of Total Governmental Fund Balances to Net Position of
Governmental Activities 26
Statement of Revenues, Expenditures and Changes in Fund Balances –
Governmental Funds 28
Reconciliation of the Statement of Revenues, Expenditures and Changes
in Fund Balances of Governmental Funds to the Statement
of Activities 30
Statements of Revenues, Expenditures and Changes in Fund Balances –
Budget and Actual (Non-GAAP Budgetary Basis):
General Fund 32
Board of Developmental Disabilities (FCBDD) Fund 33
Children Services Board Fund 34
Alcohol, Drug and Mental Health (ADAMH) Board Fund 35
Coronavirus Local Fiscal Recovery (CLFR) Fund 36
Proprietary Funds:
Statement of Net Position 38
Statement of Revenues, Expenses and Changes in Net Position 40
Statement of Cash Flows 41
Fiduciary Funds:
Statement of Net Position 43
Statement of Changes in Net Position 44
Notes to the Basic Financial Statements 45

FRANKLIN COUNTY, OHIO

Required Supplementary Information:

Schedule of County's Proportionate Share of the Net Pension Liability	124
Schedule of County Pension Contributions	128
Schedule of County's Proportionate Share of the Net Other Postemployment Benefits (OPEB) Liability (Asset)	130
Schedule of County's Other Postemployment Benefit (OPEB) Contributions	132
Notes to the Required Supplementary Information	134

Combining Statements and Individual Fund Schedules:

Governmental Funds:

Fund Descriptions	138
Combining Balance Sheet – Nonmajor Governmental Funds	140
Combining Balance Sheet – Nonmajor Special Revenue Funds	141
Combining Balance Sheet – Nonmajor Debt Service Funds	145
Combining Balance Sheet – Nonmajor Capital Projects Funds	146
Combining Statement of Revenues, Expenditures and Changes in Fund Balances – Nonmajor Governmental Funds	148
Combining Statement of Revenues, Expenditures and Changes in Fund Balances – Nonmajor Special Revenue Funds	149
Combining Statement of Revenues, Expenditures and Changes in Fund Balances – Nonmajor Debt Service Funds	153
Combining Statement of Revenues, Expenditures and Changes in Fund Balances – Nonmajor Capital Projects Funds	154

Individual Fund Schedules of Revenues, Expenditures and Changes in Fund Balance – Budget and Actual (Non-GAAP Budgetary Basis):

Major Funds	156
Nonmajor Funds	165

Combining Statements and Individual Fund Schedules:

Proprietary Funds:

Enterprise Funds

Fund Descriptions	191
Individual Fund Schedules of Revenues, Expenses and Changes in Fund Equity – Budget and Actual (Non-GAAP Budgetary Basis)	192

Internal Service Fund:

Fund Descriptions	194
Individual Fund Schedules of Revenues, Expenses and Changes in Fund Equity – Budget and Actual (Non-GAAP Budgetary Basis)	195

FRANKLIN COUNTY, OHIO

Combining Statements and Individual Fund Schedules:

Combining Statement

Fiduciary Funds – Custodial:

Fund Descriptions	196
Combining Statement of Net Position	197
Combining Statement of Changes in Net Position	200

Combining Statement

Component Units:

Descriptions	203
Combining Statement of Net Position	204
Combining Statement of Activities	205

III **Statistical Section**

	Table	Page
Statistical Section Descriptions		S-1
Net Position by Component – Last Ten Years	1	S-3
Changes in Net Position – Last Ten Years	2	S-4
Fund Balances, Governmental Funds – Last Ten Years	3	S-6
Changes in Fund Balances, Governmental Funds – Last Ten Years	4	S-7
Assessed and Estimated Actual Value of Taxable Property – Last Ten Years	5	S-8
Assessed Valuation of the County by Classification – Last Ten Years	6	S-9
Real Property Value and Construction– Last Ten Years	7	S-10
Property Taxes on a \$100,000 Owner-Occupied Home or a Business	8	S-11
Property Tax Rates – Direct and Overlapping Governments – Last Ten Years	9	S-12
Principal Property Taxpayers – Current Year and Nine Years Ago	10	S-14
Property Tax Levies and Collections – Last Ten Years.....	11	S-15
Property Tax Levies – Voted and Unvoted – Current Year and Nine Years Ago	12	S-16
Other Major General Fund Revenue Sources – Last Ten Years	13	S-17
Ratios of Outstanding Debt by Type – Last Ten Years	14	S-18
Ratios of General Bonded Debt Outstanding – Last Ten Years	15	S-19
Computation of Legal Debt Margin – Last Ten Years	16	S-20
Outstanding Debt – Current Year and Nine Years Ago.....	17	S-21
Computation of Direct and Overlapping Debt.....	18	S-22
Pledged Revenue Coverage for Special Obligations – Last Ten Years	19	S-23
Demographic and Economic Statistics – Last Ten Years	20	S-24
Principal Employers – Current Year and Nine Years Ago	21	S-25
County Government Employees by Function/Activity – Last Ten Years.....	22	S-26
Operating Indicators and Capital Asset Statistics – Last Ten Years.....	23	S-27
Securities and Exchange Commission Rule 15c2-12 Compliance Information	24	S-30





INTRODUCTORY SECTION





June 30, 2025

Dear Neighbors and Board of Commissioners of Franklin County:

As Franklin County Auditor, I am pleased to present the Annual Comprehensive Financial Report for the year ended December 31, 2024. This Annual Comprehensive Financial Report conforms to Generally Accepted Accounting Principles (GAAP) as applicable to local government entities. The report has been filed with the Auditor of State pursuant to Ohio Revised Code (ORC) Section 117.38. Responsibility for the accuracy of the data and the completeness and fairness of the presentation rests with the County's management. The Franklin County Auditor's Office believes the data is accurate in all material respects and fairly reflects the County's financial position and the results of its operations. All disclosures necessary to enable the reader to gain an understanding of the County's financial activities have been included.

Uniform Guidance requires an independent audit to be conducted annually. The audit, which includes procedures to fulfill federal Single Audit requirements, serves to maintain and strengthen the integrity of the County's accounting and budgetary controls. Included in this Annual Comprehensive Financial Report is the report of Keith Faber, Auditor of State. The State Auditor has issued an unmodified ("clean") opinion on the County's financial statements for the year ended December 31, 2024. The Single Audit, which meets the Uniform Guidance requirements, is published under separate cover and can be obtained by visiting <https://ohioauditor.gov/audits> or by sending a written request to the Franklin County Auditor, Fiscal Services Division, 373 South High Street, 21st Floor, Columbus, Ohio 43215-6310.

Management's Discussion and Analysis (MD&A) provides a narrative introduction, overview, and analysis to accompany the basic financial statements. This letter of transmittal is designed to complement the MD&A and should be read in conjunction with it. The MD&A begins on page 5, immediately following the Independent Auditor's Report.

Each year we also publish the Franklin County Popular Annual Financial Report that provides significant financial information in a reader-friendly format. Unlike this Annual Comprehensive Financial Report, the Popular Annual Financial Report does not conform to GAAP and should be used as a supplement to, not in place of, the Annual Comprehensive Financial Report. Both the Annual Comprehensive Financial Report and the Popular Annual Financial Report can be accessed through the Internet on our web site at <http://www.FranklinCountyAuditor.com>.

Acknowledgements The preparation of this report could not have been accomplished without the dedicated effort of the entire Franklin County Auditor Fiscal Services Division. I especially want to thank the Financial Reporting Department who worked diligently to continue to comply with the precise guidelines established by the Government Finance Officers Association's (GFOA) award programs. Their commitment to excellence in financial reporting added to the quality of this Annual Comprehensive Financial Report. I would also like to express my appreciation to each of the County's elected officials and the various County agencies for their cooperation in the preparation of this report.

Sincerely,

Michael Stinziano
Franklin County Auditor

- v -

FRANKLIN COUNTY AUDITOR MICHAEL STINZIANO

373 South High Street | 21st Floor | Columbus, Ohio 43215

T (614) 525.HOME | C (614) 219.9224 | auditorstinziano@franklincountyohio.gov | franklincountyauditor.com

PRINTED IN HOUSE

***Letter of Transmittal
For the Year Ended December 31, 2024***

Overview

In implementing the County's integrated, automated accounting system, consideration was given to incorporating sound internal controls. Internal controls are designed to provide reasonable, but not absolute, assurance regarding the safeguarding of assets against loss from unauthorized use or disposition, and the reliability and accuracy of financial records for preparing financial statements and maintaining accountability for assets. The concept of reasonable assurance is based on the assumption that the cost of the controls should not outweigh their benefits. The accounting system encompasses appropriations, encumbrances, expenditures, revenues, payroll, and capital assets and ensures the financial information generated is both accurate and reliable.

In County government, internal controls are enhanced through the separation of powers. The Commissioners, the Auditor and the Treasurer share the management and administration of the County's financial resources, providing an inherent system of checks and balances. Each of the County's elected officials and agency directors is responsible for internal controls over the cash collection function within their office. Some County offices and agencies hold money in bank accounts outside the County treasury. The individual offices and agencies are responsible for the transaction activity through and reconciliation of those accounts.

Profile of Franklin County Government

Formed in 1803, Franklin County is a political subdivision of the State of Ohio and has only those powers conferred upon it by state law. The following offices respectively hold the primary responsibility for budgeting, accounting, and cash management in Franklin County. Each officeholder is elected to a four-year term.

The three-member Board of Commissioners (the Commissioners) serves as the taxing authority, the contracting body, and the chief administrator of public services. The Commissioners adopt and oversee the annual operating budget, approve expenditures, and issue debt.

As the County's chief fiscal officer, the Auditor is responsible for maintaining accurate records of all money received by or paid out of the County treasury. As the tax assessor for all political subdivisions within the County, the Auditor is responsible for computing the taxing rates for real estate and manufactured homes as determined by proper taxing authorities and popular vote.

As the County's banker, the Treasurer serves as custodian and investment officer for County funds. The Treasurer collects real estate and manufactured homes taxes.

The financial statements contained within this Annual Comprehensive Financial Report include all funds, agencies, boards, and commissions that are not legally separate and for which Franklin County (the primary government and reporting entity) is financially accountable. The County provides many services to its citizens including tax collection and distribution, civil and criminal justice systems, public safety, health assistance, human services, and road and bridge maintenance. The County also operates two public parking garages and several water supply and sewage treatment systems. The County does not operate schools or hospitals, nor is it responsible for refuse collection or fire safety services.

FRANKLIN COUNTY, OHIO

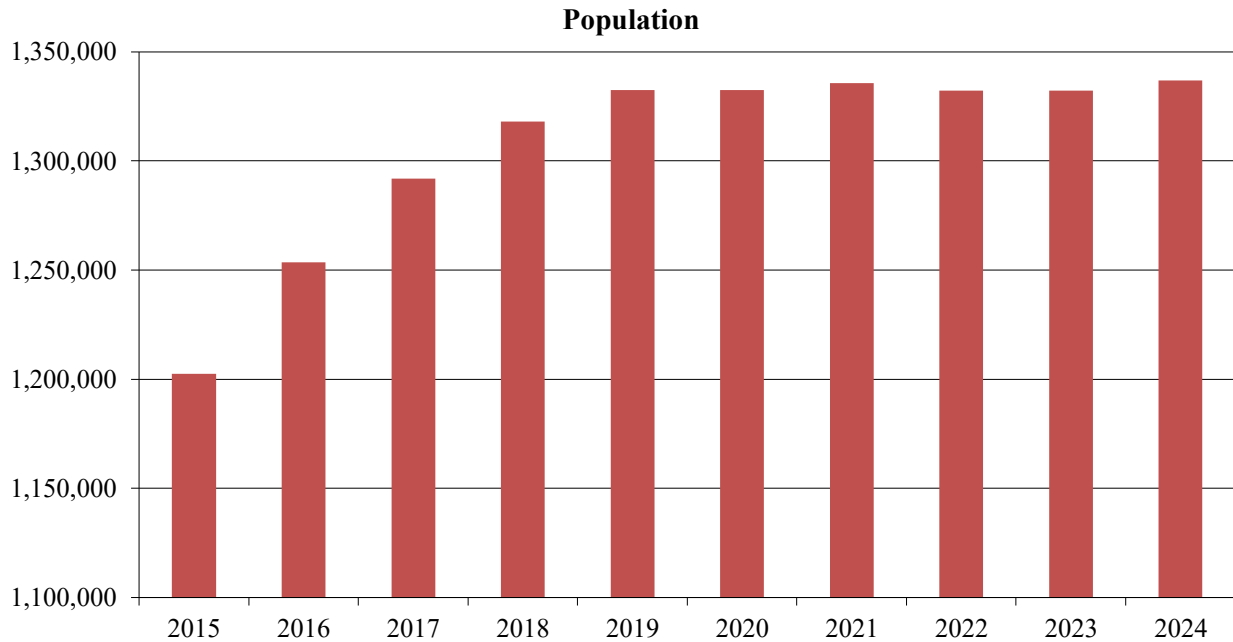
***Letter of Transmittal
For the Year Ended December 31, 2024***

Organizations that are legally separate from the County are included as component units if the County's elected officials appoint a voting majority of the organization's governing body and (1) the County has the ability to impose its will on that organization or (2) there is a potential for the organization to provide specific financial benefits to, or impose specific financial burdens on, the County. Franklin County Transportation Improvement District and Franklin County Stadium, Inc. and Columbus Baseball Team, Inc. are included in the financial statements as component units. A complete discussion of the reporting entity is provided in Note 1 to the basic financial statements.

Note 20 to the basic financial statements presents information about joint ventures with the City of Columbus, including the Affordable Housing Trust for Columbus and Franklin County, the Franklin Park Conservatory Joint Recreation District, and the Columbus-Franklin County Finance Authority. Other related organizations are discussed in Note 21, including the Central Ohio Community Improvement Corporation, the Columbus and Franklin County Metropolitan Park District, the Columbus Metropolitan Housing Authority, the Columbus Metropolitan Library, the Franklin County Convention Facilities Authority, the Franklin County Family and Children First Council, the Franklin County Healthier Buckeye Council, Friends of the Shelter, Housing of City Prisoners, Rise Together Innovation Center and the Aspyr Workforce Innovation Board.

Economic Condition and Outlook

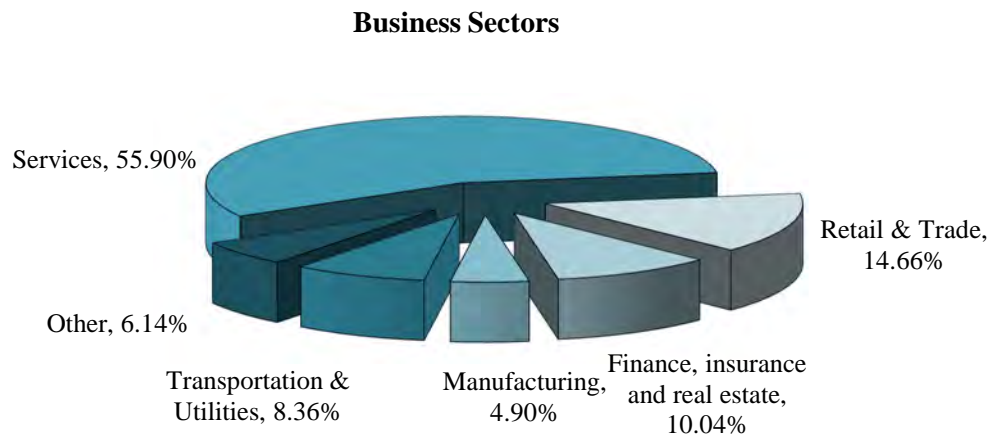
Franklin County is located in central Ohio, within 500 miles of half the nation's population. The County's population is estimated to be 1,336,750 on December 31, 2024, an increase of 0.34 percent for the year and an increase of 11.17 percent in the last ten years. Columbus, the largest city in the County, serves as the state capital and the county seat. Franklin County encompasses 16 cities, 17 townships and 11 villages.



FRANKLIN COUNTY, OHIO

***Letter of Transmittal
For the Year Ended December 31, 2024***

Local Economy Central Ohio is among the more economically stable metropolitan areas in the United States. The area has shown resiliency during recessions. The economy is broad-based, with no single industry dominating it. Large employers in Franklin County include Ohio Health, JP Morgan Chase, Nationwide Children’s Hospital, The Kroger Co., Nationwide, Amazon, and Mount Carmel Health Systems. The chart below shows the proportionate number of employees in the various industries (excluding government), as reported by the U.S. Census Bureau, County Business Patterns for 2022 (the most recent data available).



Government and education are also major employers. Franklin County is home to several colleges and universities, including The Ohio State University. Together, the State of Ohio, City of Columbus, and Franklin County employ 39,668 people. An additional 44,502 people are employed by either The Ohio State University or Columbus City Schools.

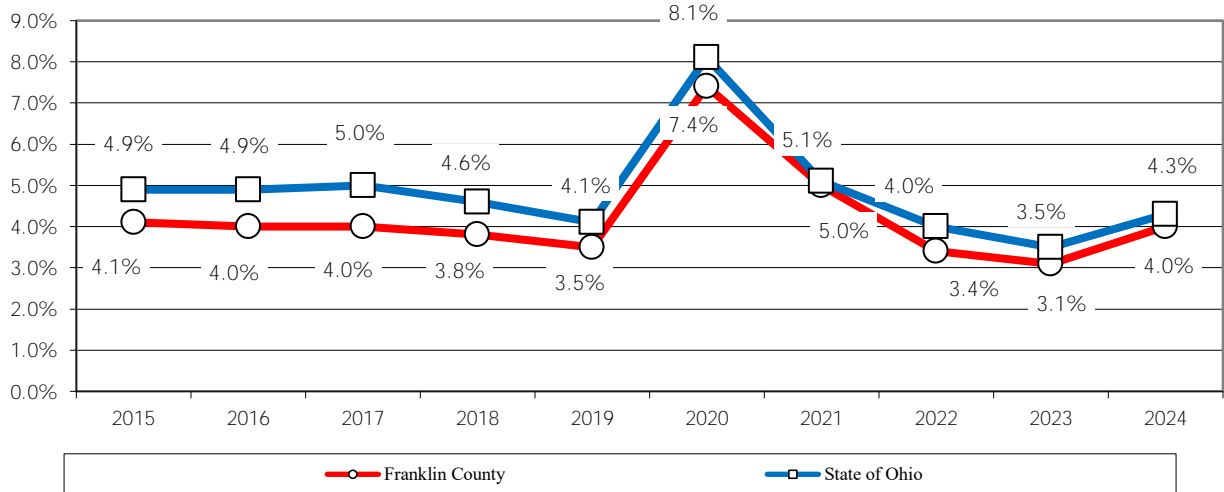
The diversity of business sectors helps the region weather the economic fluctuations experienced on a larger scale elsewhere. The County’s average unemployment rate increased from 3.1 percent to 4.0 percent in 2024 as a result of a general economic downturn. The County’s unemployment rate is lower than the state average, which is 4.3 percent, and equal to the national average of 4.0 percent.

A factor contributing to the lower unemployment rate is the County’s well-educated workforce. Based on 2024 educational attainment data published by the U. S. Census Bureau (the most recent data available), 91.2 percent of County residents ages 25 and older have graduated from high school, and 42.0 percent have completed four or more years of college.

FRANKLIN COUNTY, OHIO

**Letter of Transmittal
For the Year Ended December 31, 2024**

Unemployment Rates



During 2024, a sales tax of 7.50 percent was collected by the State of Ohio on sales made in Franklin County. The tax was split as follows: 5.75 percent for the State of Ohio; 1.25 percent for the County's General Fund; and 0.50 percent for the Central Ohio Transit Authority. The County receives no direct funding through income taxes.

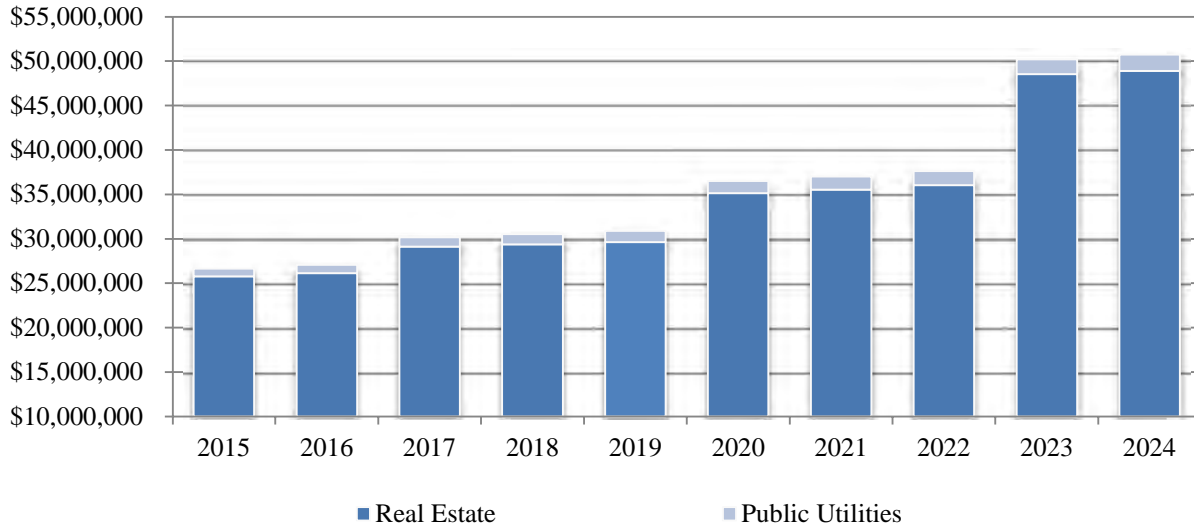
Property taxes are a significant revenue source for the General Fund and these County agencies: Board of Developmental Disabilities, Children Services Board, the Alcohol, Drug and Mental Health Board and the Office on Aging.

The total value of new construction was \$1.89 billion in 2024, with \$894 million in residential/agricultural and \$1.0 billion in commercial/industrial construction. In comparison, 2023 total new construction was \$1.30 billion. Overall, real property values are trending upward throughout the County as growth continues. The appraisal cycle is six years, with an update performed at the mid-point. The reappraisal performed in 2023 resulted in an increase in real property tax values. The next reappraisal will be performed in 2029. Additional information can be found in Note 6 to the basic financial statements and in the statistical tables.

FRANKLIN COUNTY, OHIO

**Letter of Transmittal
For the Year Ended December 31, 2024**


**Assessed Value of Taxable Property
(000's omitted)**



Tax Abatements Property tax abatements are used by state and local governments throughout the United States to attract business investment, create jobs, eliminate blight, or pursue other goals. A tax abatement is a reduction in tax revenues that results from an agreement between one or more governments and an individual or entity in which (a) one or more governments promise to forgo tax revenues to which they are otherwise entitled and (b) the individual or entity promises to take a specific action after the agreement has been entered into that contributes to economic development or otherwise benefits the County or the citizens of the County.

Three tax abatement programs are utilized within Franklin County: Community Reinvestment Areas (CRA), Enterprise Zones and Environmental Protection Agency (EPA) programs. As reported in Note 17, the property taxes forgone by the County for abatement programs within the County for the year ended December 31, 2024, totaled \$29.8 million.

Tax Abatement Programs



FRANKLIN COUNTY, OHIO

***Letter of Transmittal
For the Year Ended December 31, 2024***

Local governments are required to file annually all abatement information with the State of Ohio. This applies to each individual abatement contract and overall statistics of the programs related to the abatements granted. Information such as number of jobs created, retained employment, the amount of payroll related to increased jobs and real estate improvement dollars invested.

The Tax Incentive Review Council (TIRC) is organized by Section 5709.85(A)(1) of the Ohio Revised Code and annually reviews tax abatement agreements in August. While some agreements are falling short of their targets in one or more categories, other agreements are significantly exceeding their targets. Below is the performance of these agreements within the County as a whole for 2024.

<u>Performance Measure</u>	<u>Promised</u>	<u>Realized</u>	<u>%</u>
New full-time jobs	22,854	19,425	85
Retained full time jobs	10,968	14,477	132
New payroll	\$ 839,459,857	\$1,271,169,008	151
Investment	\$4,877,495,246	\$9,825,677,627	201

For the county as a whole, the number of retained full-time jobs, new payroll and investment exceeds the number promised. For the individual agreements that are falling behind on their promises, TIRCs can recommend that they be modified to adjust the terms of the agreement by either changing the duration or abatement percentage that the individual or entity are eligible for, or by changing the jobs, payroll or investment targets the individual or entity must reach.

Financial Policies The budget must be structurally balanced so that continuing revenues support continuing expenditures. One-time surpluses may not be used to expand continuing expenditures. Rather, they may be used for one-time expenditures, such as capital projects. County agencies are encouraged to maximize the use of state and federal revenues to help preserve general revenues for other needs.

Budgetary appropriations may not exceed estimated resources, with a balanced budget maintained in each fund. Department and agency budget requests are submitted in a program-based format in conjunction with strategic business plans that outline each program’s performance goals for the following year. Actual performance data related to the demands, outputs, results, and efficiencies of each program are part of the budget presentation. Some special revenue funds are required to maintain a balance necessary to cover operational needs for the first several pay periods of the following year in the event a revenue stream is delayed. Agencies funded through tax levies are required to show that the expenditures forecast over the life of the levy do not exceed the estimated revenue collections.

The budget may be amended or supplemented at any time during the year upon formal action of the Commissioners. Transfers of cash between funds require the Commissioners’ authorization. Appropriations lapse at the end of the year. The Commissioners adopted the County’s 2024 operating budget on December 12, 2023. Additional information on the County’s budgetary process can be found in Note 3 to the basic financial statements.

FRANKLIN COUNTY, OHIO

Letter of Transmittal For the Year Ended December 31, 2024

ORC § 5705.13 and ORC § 5705.29 permit the taxing authority of a political subdivision to establish reserve balance accounts and to estimate contingent expenses. In accordance with actions taken by the Commissioners, the following set-asides are in place:

- General Fund Contingency – up to three percent of the General Fund budget may be set aside for unanticipated critical needs. In 2024, \$17.9 million was set aside for this purpose.
- Economic Stabilization – five percent of the preceding year’s General Fund revenue or one-sixth of the previous year’s General Fund expenditures may be reserved to stabilize the budget against cyclical changes in revenue and expenditures. This account had a balance of \$92.0 million as of December 31, 2024, and is shown as unassigned within the General Fund.
- Risk Management – funds may be reserved for self-insurance. Liability claims arising from automobile accidents, litigation settlements and judgment awards are paid from agency budgets or from the amount designated for risk management within the General Fund. The actual claims paid during 2024 totaled \$7,932,000. As of December 31, 2024, \$384,000 was recorded as payable related to known claims, and \$5,388,000 is shown as committed in the General Fund for unasserted claims.
- 27th Pay Period – established in 1995, this reserve gradually collects the funds necessary to meet the payroll requirements of a 27th pay period for General Fund employees which occurred in 2020. The next year with twenty-seven pay days will be 2032. The balance on December 31, 2024, was \$7.5 million and is shown as committed in the General Fund in the financial statements.

In addition to the reserve balances and contingencies permitted by state law, the Commissioners have pledged \$15.9 million in debt service on the lease revenue anticipation bonds issued by the Franklin County Convention Facilities Authority to finance a full-service convention center hotel and \$3.6 million for debt service on the special obligation bonds and notes issued by the County for the construction of Huntington Park that has been leased to Franklin County Stadium, Inc. and Columbus Baseball Team, Inc. The entities have made their respective debt service payments and the pledges have not been required to meet the obligations. These amounts are shown as committed in the General Fund.

The Treasurer is responsible for the investment of funds in accordance with the County’s investment policy as authorized by the Investment Advisory Committee and in keeping with ORC § 135.35. Specific requirements and limitations are described in Note 4 to the basic financial statements. To maximize the County’s return on investment, the Treasurer’s Office employs a cash management program and contracts with an investment advisory firm that systematically coordinates cash management, bank relations and the investment of surplus cash. Communication with other County agencies is integral in this process. On December 31, 2024, the County had \$440.0 million unrestricted cash and investments in its General Fund and \$1.6 billion for the entire reporting entity. The cash and investments balance includes the designated monies previously described.

It is the County’s policy to issue long-term, fixed-rate debt as a supplement to current tax revenues and fund balances for financing infrastructure and capital projects. Consistent with Ohio law, long-term debt is not issued to support current operations. The County sells bond anticipation notes instead of bonds only when market conditions dictate, or as part of a multi-step construction program. The County will consider using either a competitive process or a negotiated process when issuing bonds. Debt capacity is benchmarked against means and medians for other triple-A rated counties of similar size and complexity as published by Moody’s Investor Services and Standard & Poor’s. The County’s capital plan, debt obligations and debt capacity are evaluated together in an integrated manner, on an annual basis.

Letter of Transmittal
For the Year Ended December 31, 2024

Long-term Financial Planning The capital budgeting process utilizes a detailed five-year capital plan. A multi-year linkage between operating and capital budgets aids in determining the impact on future spending. Particular attention is focused on extending an asset's life. A thorough preventive maintenance program is required on each project, helping to avert major or emergency repairs.

The County normally relies on the strength of its triple-A ratings, conservative fiscal practices, substantial revenue capacity, and reasonable debt ratios to access capital markets for financing projects. When beneficial in view of interest rates and the general economic picture, the County pays for capital improvements from current tax revenues and available cash balances. Franklin County's triple-A credit rating was reaffirmed by Moody's Investors Service (October 2023) and Standard & Poor's (June 2021).

Major Initiatives The County has undertaken projects for construction of key community assets, including:

- Several infrastructure improvements were substantially completed in 2024, including Clouse Road Drainage Improvements totaling \$417,000, Alkire Road at Demorest Road Storm Sewer Replacement totaling \$291,000, Norwich Township Safety Services Site Improvements totaling \$291,000, Reese Road Bridge over Big Walnut Creek bridge replacement totaling \$2,683,000, and Alton & Darby Creek Road Bridge over Clover Groff Ditch totaling \$1,240,000.
- The Engineer's Office completed the Franklin County Resurfacing program totaling \$1,768,000 and the Franklin County Township Resurfacing program totaling \$5,020,000. The Engineer's Office also administered the traffic signal maintenance program totaling \$560,000 and the guardrail maintenance program totaling \$60,000. The Drainage Engineer's Office completed the Cooke Tri-County Ditch project in the northeast part of Franklin County totaling \$339,000.
- Several infrastructure improvements anticipate to be substantially completed in 2025 include Old Haughn Road over Holton Run, Leppert Road widening, Norwich Township Safety Services Site Improvements, Beach Road Bridge over Big Darby Creek bridge repair, Eiterman Road Bridge over South Fork Indian Run bridge repair, Case Road Area Storm Sewer Replacement, Cleveland Avenue (Huy Road to Cooke Road) Improvements, Cleveland Avenue (Piedmont Road to East Dunedin Road) Improvements, Renner Road Improvements, Harrisburg-Georgesville Road over Big Darby Creek, and West North Broadway over Olentangy River. The Drainage Engineer's Office is anticipated to complete the Darling Road Drainage project, Bevelhymer Ditch Improvements, Brobst Park Drainage Outlet, Woodrow Ditch, Cosgray and Faust Ditch Improvements, and Zuber Road Plum Run Drainage Section 1.
- To address the needs of the Board of Elections for the 2024 General Election, the County added 6,056 square feet to the Early Voting space and 3,090 square feet of new Operations space to be used for staging, preparation, and maintenance of the poll books. The new construction included drywall, paint, flooring, ceiling with sound attenuation panels in the early voting spaces, lighting, access controls, security cameras, building automation, and security film on the storefront. As part of environmental stewardship on this project, four EV chargers were installed for use by the public and to support County fleet vehicles.

***Letter of Transmittal
For the Year Ended December 31, 2024***

- The continuation phase of the James A. Karnes Corrections Center was substantially completed in 2024. The 167,000 square foot addition, intended for female inmates, places emphasis on gender-responsive and trauma-informed design, acknowledging the emotional and psychological differences between male and female inmates. The housing units provide flexible collaboration and program space that can be used for physical exercise, group therapy, or expression-through-art. Murals and calming accent colors are carried over in the design from the Initial Phase. Female-specific details such as hair-washing sinks and larger mirrors are present in many of the housing units. There is an emphasis on creating a normative environment throughout the new spaces.
- For ease of access by residents, an existing meeting room close to the County's main entrance on the lobby level of the Michael J. Dorrian Building, 369 S. High St., was selected to be converted and renovated for use as a One Door location in the downtown complex. One Door is a transformative initiative designed to streamline access to essential Health and Human Service resources, as well as promotes economic mobility, improves communication across agencies, and is grounded in measurable outcomes. The One Door location opened to the public in January 2025.
- The Franklin County Crisis Care Center, which is scheduled to open in the summer of 2025, will be the central and preferred destination in Franklin County for adult mental health and addiction crisis needs. The facility will provide a safe and secure location offering a full array of services with integrated peer support at all levels. Most importantly, the crisis center will provide a no-wrong-door approach to ensure any adult arriving at the facility receives services. This new resource is intended to benefit individuals in crisis and their families as well as the hospitals and first responders.

Awards The Government Finance Officers Association (GFOA) has awarded Franklin County the Certificate of Achievement for Excellence in Financial Reporting for the year ended December 31, 2023. The County has received this prestigious award for forty-one consecutive years. The Certificate of Achievement is the highest form of recognition for excellence in state and local government financial reporting. To earn the Certificate of Achievement, the County published a readable and well-organized Annual Comprehensive Financial Report whose contents conformed to program standards and satisfied GAAP and applicable legal requirements. The Certificate of Achievement is valid for a period of one year. We believe our current report continues to conform to the Certificate of Achievement program requirements and we are submitting it to the GFOA.

The GFOA has also presented us an Award for Outstanding Achievement in Popular Annual Financial Reporting for the year ended December 31, 2023. This will be our twenty-ninth consecutive Award. To earn the Award, the Auditor's Office published the Franklin County Annual Financial Report to provide taxpayers and other interested parties with an overview of the County's financial condition and results of its operations. The 2024 Annual Report will be submitted to the GFOA for award consideration.

Contact Questions regarding the Franklin County Auditor's Office and this report can be directed to Auditor Michael Stinziano, 373 S. High Street, 21st Floor, Columbus, Ohio 43215, auditorstinziano@franklincountyohio.gov, or 614-525-HOME (4663).



*Government Finance Officers Association of the United States and Canada
Certificate of Achievement for Excellence in Financial Reporting*



Government Finance Officers Association

**Certificate of
Achievement
for Excellence
in Financial
Reporting**

Presented to

**Franklin County
Ohio**

For its Annual Comprehensive
Financial Report
For the Fiscal Year Ended

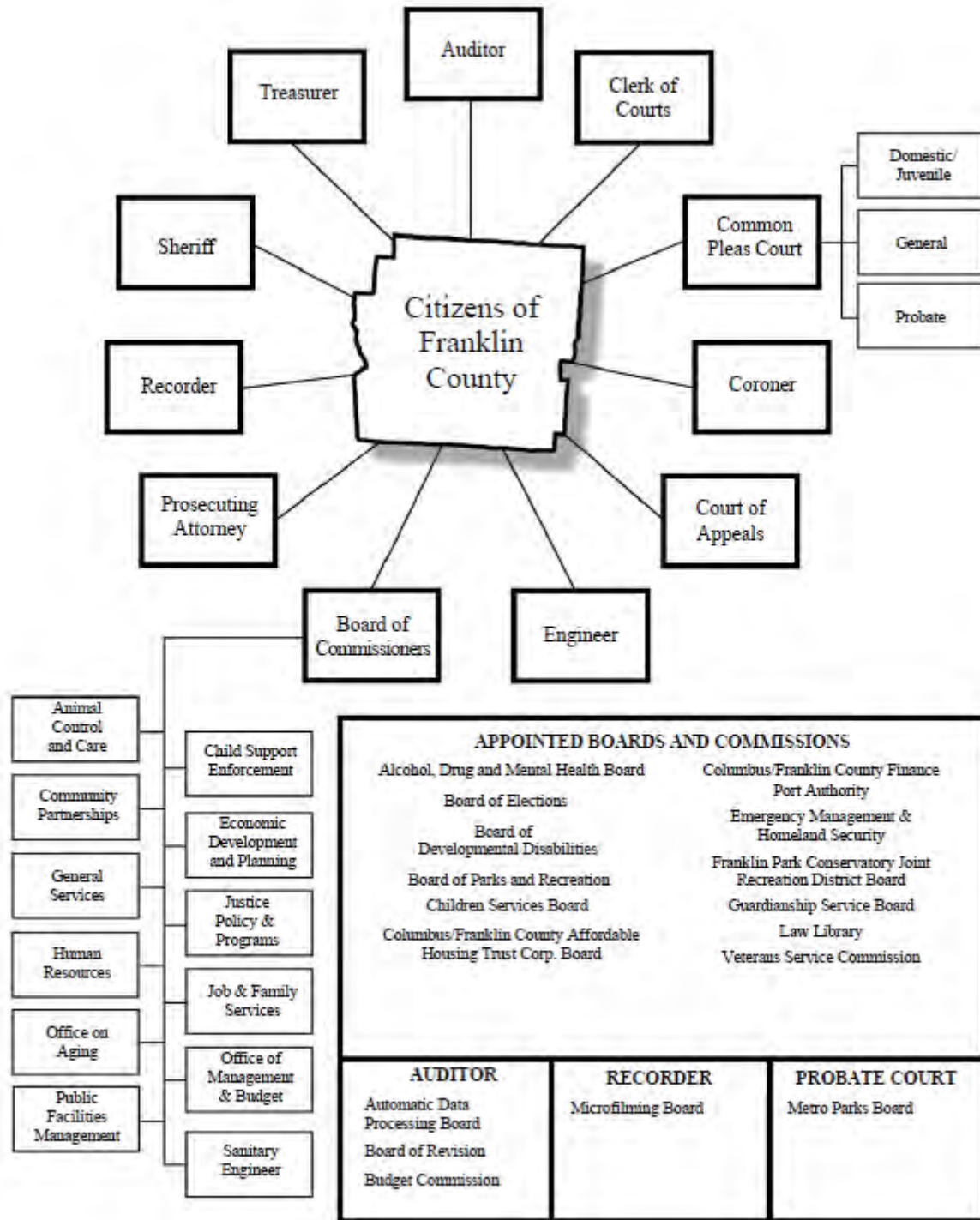
December 31, 2023

Christopher P. Morill

Executive Director/CEO

FRANKLIN COUNTY, OHIO

County Organizational Chart
For the Year Ended December 31, 2024



FRANKLIN COUNTY, OHIO

**List of Elected Officials
For the Year Ended December 31, 2024**

AUDITOR

373 S. High Street, 21st Floor
Columbus, Ohio 43215
614.525.3200

Michael Stinziano

**BOARD OF
COMMISSIONERS**

373 S. High Street, 26th Floor
Columbus, Ohio 43215
614.525.3322

Kevin Boyce
Erica C. Crawley
John O'Grady

CLERK OF COURTS

373 S. High Street, 23rd Floor
Columbus, Ohio 43215
614.525.3600

Maryellen O'Shaughnessy

**COMMON PLEAS COURT
DOMESTIC/JUVENILE**

373 S. High Street, 6th Floor
Columbus, Ohio 43215
614.525.6328

James W. Brown
Kim A. Browne
Elizabeth Gill
Monica Hawkins
George W. Leach
Douglas Nobles
Lasheyl Stroud

**COMMON PLEAS COURT
GENERAL**

345 S. High Street
Columbus, Ohio 43215
614.525.3453

Carl Aveni
Chris Brown
Jeffrey Brown
Kimberly J. Brown
Kimberly Cocroft
Dan Hawkins
Michael J. Holbrook
Julie M. Lynch
Steve McIntosh
Andy Miller
Sheryl Munson
Andria Noble
Jaiza N. Page
Karen Phipps
Mark Serrott
Bill Sperlazza
David Young

**COMMON PLEAS COURT
PROBATE**

373 S. High Street, 22nd Floor
Columbus, Ohio 43215
614.525.3894

Jeffrey D. Mackey

CORONER

2090 Frank Road
Columbus, Ohio 43223
614.525.5290

Nathaniel R. Overmire

**COURT OF APPEALS
TENTH DISTRICT**

373 S. High Street, 24th Floor
Columbus, Ohio 43215
614.525.3580

Laurel Beatty Blunt
Kristin Boggs
Julia L. Dorrian
Carly Edelstein
Terri Jamison
David J. Leland
Michael C. Mentel
Betsy Luper Schuster

ENGINEER

970 Dublin Road
Columbus, Ohio 43215
614.525.3030

Brad Foster

PROSECUTING ATTORNEY

373 S. High Street, 14th Floor
Columbus, Ohio 43215
614.525.3555

Gary Tyack

RECORDER

373 S. High Street, 18th Floor
Columbus, Ohio 43215
614.525.3930

Daniel O'Connor

SHERIFF

410 S. High Street
Columbus, Ohio 43215
614.525.3360

Dallas Baldwin

TREASURER

373 S. High Street, 17th Floor
Columbus, Ohio 43215
614.525.3438

Cheryl Brooks Sullivan



FINANCIAL SECTION





65 East State Street
Columbus, Ohio 43215
ContactUs@ohioauditor.gov
800-282-0370

INDEPENDENT AUDITOR’S REPORT

Franklin County
373 South High Street, 26th Floor
Columbus, Ohio 43215

To the Board of County Commissioners:

Report on the Audit of the Financial Statements

Opinions

We have audited the financial statements of the governmental activities, the business-type activities, each major fund, and the aggregate discretely presented component units and remaining fund information of Franklin County, Ohio (the County), as of and for the year ended December 31, 2024, and the related notes to the financial statements, which collectively comprise the County’s basic financial statements as listed in the table of contents.

In our opinion, based on our audit and the report of other auditors, the accompanying financial statements referred to above present fairly, in all material respects, the respective financial position of the governmental activities, the business-type activities, each major fund, and the aggregate discretely presented component units and remaining fund information of Franklin County, Ohio as of December 31, 2024, and the respective changes in financial position and, where applicable, cash flows thereof and the respective budgetary comparisons for the General, Board of Development Disabilities, Children Services Board, Alcohol, Drug and Mental Health Board and Coronavirus Local Fiscal Recovery Funds for the year then ended in accordance with the accounting principles generally accepted in the United States of America.

We did not audit the financial statements of the Franklin County Stadium, Inc. and Columbus Baseball Team, Inc., which represents .94 percent, 6.73 percent, and .32 percent, respectively, of the assets, net position or fund balances, and revenues of the aggregate discretely presented component units and remaining fund information as of December 31, 2024. Those statements were audited by other auditors whose report has been furnished to us, and our opinions, insofar as it relates to the amounts included for the Franklin County Stadium, Inc. and Columbus Baseball Team, Inc., is based solely on the report of other auditors.

Basis for Opinions

We conducted our audit in accordance with auditing standards generally accepted in the United States of America (GAAS) and the standards applicable to financial audits contained in *Government Auditing Standards*, issued by the Comptroller General of the United States. Our responsibilities under those standards are further described in the *Auditor's Responsibilities for the Audit of the Financial Statements* section of our report. We are required to be independent of the County, and to meet our other ethical responsibilities, in accordance with the relevant ethical requirements relating to our audit. We believe that the audit evidence we have obtained is sufficient and appropriate to provide a basis for our audit opinions.

Responsibilities of Management for the Financial Statements

Management is responsible for the preparation and fair presentation of the financial statements in accordance with accounting principles generally accepted in the United States of America, and for the design, implementation, and maintenance of internal control relevant to the preparation and fair presentation of financial statements that are free from material misstatement, whether due to fraud or error.

In preparing the financial statements, management is required to evaluate whether there are conditions or events, considered in the aggregate, that raise substantial doubt about the County's ability to continue as a going concern for twelve months beyond the financial statement date, including any currently known information that may raise substantial doubt shortly thereafter.

Auditor's Responsibilities for the Audit of the Financial Statements

Our objectives are to obtain reasonable assurance about whether the financial statements as a whole are free from material misstatement, whether due to fraud or error, and to issue an auditor's report that includes our opinions. Reasonable assurance is a high level of assurance but is not absolute assurance and therefore is not a guarantee that an audit conducted in accordance with GAAS and *Government Auditing Standards* will always detect a material misstatement when it exists. The risk of not detecting a material misstatement resulting from fraud is higher than for one resulting from error, as fraud may involve collusion, forgery, intentional omissions, misrepresentations, or the override of internal control. Misstatements are considered material if there is a substantial likelihood that, individually or in the aggregate, they would influence the judgment made by a reasonable user based on the financial statements.

In performing an audit in accordance with GAAS and *Government Auditing Standards*, we

- exercise professional judgment and maintain professional skepticism throughout the audit.
- identify and assess the risks of material misstatement of the financial statements, whether due to fraud or error, and design and perform audit procedures responsive to those risks. Such procedures include examining, on a test basis, evidence regarding the amounts and disclosures in the financial statements.
- obtain an understanding of internal control relevant to the audit in order to design audit procedures that are appropriate in the circumstances, but not for the purpose of expressing an opinion on the effectiveness of the County's internal control. Accordingly, no such opinion is expressed.
- evaluate the appropriateness of accounting policies used and the reasonableness of significant accounting estimates made by management, as well as evaluate the overall presentation of the financial statements.
- conclude whether, in our judgment, there are conditions or events, considered in the aggregate, that raise substantial doubt about the County's ability to continue as a going concern for a reasonable period of time.

We are required to communicate with those charged with governance regarding, among other matters, the planned scope and timing of the audit, significant audit findings, and certain internal control-related matters that we identified during the audit.

Required Supplementary Information

Accounting principles generally accepted in the United States of America require that the management's discussion and analysis, and schedules of net pension and other post-employment benefit liabilities and pension and other post-employment benefit contributions be presented to supplement the basic financial statements. Such information is the responsibility of management and, although not a part of the basic financial statements, is required by the Governmental Accounting Standards Board who considers it to be an essential part of financial reporting for placing the basic financial statements in an appropriate operational, economic, or historical context. We have applied certain limited procedures to the required supplementary information in accordance with auditing standards generally accepted in the United States of America, which consisted of inquiries of management about the methods of preparing the information and comparing the information for consistency with management's responses to our inquiries, the basic financial statements, and other knowledge we obtained during our audit of the basic financial statements. We do not express an opinion or provide any assurance on the information because the limited procedures do not provide us with sufficient evidence to express an opinion or provide any assurance.

Supplementary information

Our audit was conducted for the purpose of forming opinions on the financial statements that collectively comprise the County's basic financial statements. The combining and individual nonmajor fund financial statements and schedules are presented for purposes of additional analysis and are not a required part of the basic financial statements.

Such information is the responsibility of management and was derived from and relates directly to the underlying accounting and other records used to prepare the basic financial statements. The information has been subjected to the auditing procedures applied in the audit of the basic financial statements and certain additional procedures, including comparing and reconciling such information directly to the underlying accounting and other records used to prepare the basic financial statements or to the basic financial statements themselves, and other additional procedures in accordance with auditing standards generally accepted in the United States of America. In our opinion, the combining and individual nonmajor fund financial statements and schedules are fairly stated, in all material respects, in relation to the basic financial statements as a whole.

Other Information

Management is responsible for the other information included in the annual financial report. The other information comprises the introductory and statistical sections but does not include the basic financial statements and our auditor's report thereon. Our opinions on the basic financial statements do not cover the other information, and we do not express an opinion or any form of assurance thereon.

In connection with our audit of the basic financial statements, our responsibility is to read the other information and consider whether a material inconsistency exists between the other information and the basic financial statements, or the other information otherwise appears to be materially misstated. If, based on the work performed, we conclude that an uncorrected material misstatement of the other information exists, we are required to describe it in our report.

Other Reporting Required by *Government Auditing Standards*

In accordance with *Government Auditing Standards*, we have also issued our report dated June 30, 2025, on our consideration of the County's internal control over financial reporting and our tests of its compliance with certain provisions of laws, regulations, contracts and grant agreements and other matters. The purpose of that report is solely to describe the scope of our testing of internal control over financial reporting and compliance and the results of that testing, and not to provide an opinion on the effectiveness of the County's internal control over financial reporting or on compliance. That report is an integral part of an audit performed in accordance with *Government Auditing Standards* in considering the County's internal control over financial reporting and compliance.

KEITH FABER
Ohio Auditor of State



Tiffany L. Ridenbaugh, CPA, CFE, CGFM
Chief Deputy Auditor

June 30, 2025

***Management's Discussion and Analysis
For the Year Ended December 31, 2024***

Unaudited

As management of Franklin County (the County), we offer readers this narrative overview and analysis of the financial activities of the County as a whole for the year ended December 31, 2024. We encourage readers to consider the information presented here in conjunction with our letter of transmittal, which can be found at the front of this report, and the financial statements, which follow this section and provide more specific detail. All amounts, unless otherwise indicated, are expressed in thousands of dollars.

Financial Highlights

- The County's assets and deferred outflows exceeded its liabilities and deferred inflows at the close of the year by \$1.851 billion. Of this amount, \$171.3 million is considered unrestricted. Unrestricted net position may be used to meet ongoing obligations. The unrestricted net position of the County's governmental activities and business-type activities are \$156.4 million and \$14.9 million, respectively.
- The County's total net position decreased by \$29.7 million for the year, a decrease of 1.6 percent. Net position of the governmental activities decreased \$35.6 million, or 2.0 percent. Net position of the business-type activities increased \$5.9 million, or 7.6 percent.
- Total revenues for the year were \$1.819 billion. General revenues (taxes, investment earnings, unrestricted grants) accounted for \$1.07 billion, or 58.7 percent of all revenues. Program revenues (charges for services, program-specific grants and contributions) were \$750.5 million, or 41.3 percent.
- The County's expenses related to governmental activities were \$1.835 billion. Of this amount, \$737.6 million, or 40.2 percent of the total expenses were offset by program revenues. General revenues, primarily taxes, provided for the remaining amount.
- At the close of the year, the County's governmental funds reported a combined ending fund balance of \$1.285 billion, a decrease of \$88.7 million in comparison with the prior year. Of the combined fund balance, \$274.6 million was considered unassigned and available for spending at the County's discretion.
- At the end of the current year, unassigned fund balance for the General Fund was \$274.6 million, or 33.9 percent of total General Fund expenditures (including transfers out). Unassigned fund balance for the General Fund increased by \$11.1 million, or 4.2 percent, when compared to the prior year's General Fund unassigned fund balance.
- The County's net investment in capital assets of \$890.0 million increased by \$72.6 million, representing a 8.2 percent increase related to governmental activities and a 18.3 percent increase related to business-type activities.
- The County's total long-term debt (bonds, notes, loans and leases) of \$475.9 million decreased by \$30.2 million, representing a 5.9 percent decrease in debt related to governmental activities and a 6.5 percent decrease in debt related to business-type activities.

Overview of the Financial Statements

Management's discussion and analysis is intended to serve as an introduction to the County's basic financial statements, which are comprised of three components: 1) government-wide financial statements, 2) fund financial statements, and 3) notes to the basic financial statements. This report also contains required supplementary information.

Government-wide Financial Statements The government-wide financial statements provide a broad overview of the County's finances in a manner similar to a private-sector business and can be found on pages 20 and 23 of this report.

The statement of net position presents information on all the County's assets and deferred outflows and liabilities and deferred inflows, with the difference reported as net position. Over time, the change in net position may serve as a useful indicator of whether the County's financial position is improving or declining.

The statement of activities shows how the County's net position changed during the most recent fiscal year. All changes in net position are reported as soon as the underlying event occurs, regardless of the timing of related cash flows. Thus, revenues and expenses are reported in this statement for some items that will result in cash flows in future fiscal periods (e.g., uncollected taxes and earned but unused vacation leave).

Both of the government-wide financial statements distinguish functions of the County that are principally supported by taxes and intergovernmental revenues (governmental activities) from other functions that are intended to recover their costs through user fees and charges (business-type activities). The County's governmental activities include general government, judicial, public safety, human services, health, public works, conservation and recreation, and community development functions. The County's business-type activities include water and sewer, and parking facilities operations.

The government-wide financial statements include not only Franklin County itself (known as the primary government), but also certain organizations for which the County is financially accountable. Financial information for these component units is reported separately. The County's component units include the Franklin County Transportation Improvement District (FCTID) and Franklin County Stadium, Inc. and Columbus Baseball Team, Inc. (Stadium and Team). Notes 1 and 19 to the basic financial statements contain more information about the component units.

Fund Financial Statements A fund is a grouping of related accounts that is used to maintain control over resources that have been segregated for specific activities or objectives. The County, like other state and local governments, uses fund accounting to ensure and demonstrate compliance with finance-related legal requirements. The County's funds can be divided into three categories: governmental funds, proprietary funds and fiduciary funds.

Governmental Funds: Governmental funds are used to account for essentially the same functions that are reported as governmental activities in the government-wide financial statements. However, unlike the government-wide financial statements, governmental fund financial statements focus on current sources and uses of spendable resources, as well as balances of spendable resources available at the end of the fiscal year. Such information may be useful in evaluating a government's short-term financing requirements.

Management's Discussion and Analysis
For the Year Ended December 31, 2024

Unaudited

Because the focus of governmental funds is narrower than that of the government-wide financial statements, it is useful to compare the information presented for governmental funds with similar information presented for governmental activities in the government-wide financial statements so as to understand the long-term impact of the County's short-term financing decisions. Both the governmental fund balance sheet and the governmental fund statement of revenues, expenditures and changes in fund balances provide reconciliations to facilitate this comparison between governmental funds and governmental activities. See pages 26 and 30 of this report.

The County maintains many individual governmental funds. Information is presented separately in the governmental fund balance sheet and in the governmental fund statement of revenues, expenditures and changes in fund balances for those funds considered to be major funds. For Franklin County, these are the General Fund, Board of Developmental Disabilities (FCBDD) fund, Children Services Board fund, Alcohol, Drug and Mental Health (ADAMH) Board fund, and Coronavirus Local Fiscal Recovery fund. Data from the other governmental funds is aggregated for presentation as a single column. Individual fund data for each of the nonmajor governmental funds is provided in the combining statements.

The County adopts a budget resolution annually. Financial statements for the major funds have been prepared on a budgetary basis that does not conform with generally accepted accounting principles (GAAP) and are provided on pages 32 – 36 to demonstrate budgetary compliance.

Proprietary Funds: The County maintains two types of proprietary funds. Enterprise funds report the same functions presented as business-type activities in the government-wide financial statements. Enterprise funds are used to account for water and sewer, and parking facilities operations. Internal service funds are an accounting device used to accumulate and allocate costs internally across the County's various functions. Internal service funds are used to account for employee benefits. Because the services accounted for in the internal service funds predominantly benefit governmental rather than business-type functions, they have been included within governmental activities in the government-wide financial statements.

The proprietary fund statements provide the same type of information as the government-wide financial statements, only in more detail. The proprietary fund financial statements show the Water and Sewer fund and the Parking Facilities fund separately; the internal service funds are aggregated. The basic proprietary fund financial statements are on pages 38 – 42.

Fiduciary Funds: Fiduciary funds are used to account for resources held for the benefit of parties outside the County. Fiduciary funds are not reflected in the government-wide financial statements because those resources are not available to support the County's own programs. The accounting used for fiduciary funds is much like that used for proprietary funds. The fiduciary statements can be found on pages 43 – 44.

Notes to the Basic Financial Statements The notes provide additional information essential to a full understanding of the data provided in the government-wide and fund financial statements. The notes to the basic financial statements can be found on pages 45 – 122.

Other Information The combining statements referred to earlier in connection with nonmajor governmental funds, proprietary funds, fiduciary funds and component units are presented immediately following the notes. Individual fund schedules prepared on a non-GAAP, budgetary basis are also presented. Combining nonmajor fund statements and individual fund schedules can be found on pages 140 – 205 of this report.

FRANKLIN COUNTY, OHIO

**Management's Discussion and Analysis
For the Year Ended December 31, 2024**

Unaudited

Government-wide Financial Analysis

The following table provides a summary of the County's net position compared to the prior year:

	Net Position (Amounts in 000's)					
	Governmental Activities		Business-type Activities		Total	
	2024	2023	2024	2023	2024	2023
Assets:						
Current and other	\$ 2,214,932	\$ 2,343,070	\$ 19,904	\$ 22,270	\$ 2,234,836	\$ 2,365,340
Capital assets	1,264,127	1,222,508	97,581	88,581	1,361,708	1,311,089
Total assets	<u>3,479,059</u>	<u>3,565,578</u>	<u>117,485</u>	<u>110,851</u>	<u>3,596,544</u>	<u>3,676,429</u>
Total deferred outflows of resources	285,819	365,031	1,231	1,503	287,050	366,534
Liabilities:						
Long-term debt	446,749	474,898	29,190	31,210	475,939	506,108
Other long-term liab.	812,118	841,716	2,246	2,311	814,364	844,027
Other liabilities	169,657	266,032	3,836	1,209	173,493	267,241
Total liabilities	<u>1,428,524</u>	<u>1,582,646</u>	<u>35,272</u>	<u>34,730</u>	<u>1,463,796</u>	<u>1,617,376</u>
Total deferred inflows of resources	<u>568,946</u>	<u>544,966</u>	<u>73</u>	<u>123</u>	<u>569,019</u>	<u>545,089</u>
Net position:						
Net investment in capital assets	821,542	759,549	68,420	57,853	889,962	817,402
Restricted	789,452	828,180	70	-	789,522	828,180
Unrestricted	156,414	215,268	14,881	19,648	171,295	234,916
Total net position	<u>\$ 1,767,408</u>	<u>\$ 1,802,997</u>	<u>\$ 83,371</u>	<u>\$ 77,501</u>	<u>\$ 1,850,779</u>	<u>\$ 1,880,498</u>

FRANKLIN COUNTY, OHIO

***Management's Discussion and Analysis
For the Year Ended December 31, 2024***

Unaudited

As noted earlier, net position may serve as a useful indicator of the County's financial position. The County's assets and deferred outflows exceeded liabilities and deferred inflows by \$1.851 billion (\$1.767 billion in governmental activities and \$83.4 million in business-type activities) at the close of the year. The County as a whole, and its separate governmental and business-type activities, had positive balances in all categories of net position.

A large portion of the County's net position, 48.1 percent, reflects its net investment in capital assets (e.g., land, buildings and improvements, infrastructure, machinery and equipment, subscription based IT arrangements, and construction in progress) less accumulated depreciation and any related outstanding debt that had been used to acquire those assets. Although the County's investment in its capital assets is reported net of related debt, it should be noted that the resources needed to repay this debt must be provided from other sources, since the capital assets themselves cannot be used to liquidate these liabilities.

An additional portion of the County's net position, 42.7 percent, represents resources that are subject to external or legal restrictions on how they may be used. The remaining balance of net position, \$171.3 million is unrestricted and may be used to meet the County's ongoing obligations to citizens, employees and creditors. It is important to note, however, that the unrestricted net position of the County's business-type activities, \$14.9 million, may not be used to fund governmental activities. The net investment in capital assets increased by \$72.6 million or 8.9 percent, primarily related to facility renovations, construction projects, building improvements, various infrastructure improvements and purchases of machinery and equipment. Restricted net position decreased by \$38.7 million when compared with the prior year.

FRANKLIN COUNTY, OHIO

**Management's Discussion and Analysis
For the Year Ended December 31, 2024**

Unaudited

The County's total net position decreased by \$29.7 million during the current year: \$35.6 million decrease for governmental activities and \$5.9 million increase for business-type activities. The following table shows the changes in net position compared with the prior year:

	Changes in Net Position (Amounts in 000's)					
	Governmental Activities		Business-type Activities		Total	
	2024	2023	2024	2023	2024	2023
Program revenues:						
Charges for services	\$ 153,037	\$ 155,517	\$ 12,908	\$ 12,323	\$ 165,945	\$ 167,840
Operating grants	569,282	553,607	-	-	569,282	553,607
Capital grants	15,232	37,538	-	-	15,232	37,538
General revenues:						
Property taxes	549,320	533,004	-	-	549,320	533,004
Sales taxes	405,181	403,126	-	-	405,181	403,126
Grants not restricted to specific programs	34,957	33,493	-	-	34,957	33,493
Unrestricted investment earnings	78,946	90,410	-	-	78,946	90,410
Gain on sale of capital assets	-	23	41	-	41	23
Total revenues	<u>1,805,955</u>	<u>1,806,718</u>	<u>12,949</u>	<u>12,323</u>	<u>1,818,904</u>	<u>1,819,041</u>
Expenses:						
General government	358,325	318,239	-	-	358,325	318,239
Judicial	133,076	121,736	-	-	133,076	121,736
Public safety	334,348	301,469	-	-	334,348	301,469
Human services	472,548	434,695	-	-	472,548	434,695
Health	372,820	347,368	-	-	372,820	347,368
Public works	49,030	48,892	-	-	49,030	48,892
Conservation and Community development	21,718	21,759	-	-	21,718	21,759
Interest and fiscal charges	75,141	37,844	-	-	75,141	37,844
Water and sewer	18,212	15,149	-	-	18,212	15,149
Parking facilities	-	-	10,000	9,030	10,000	9,030
Total expenses	<u>1,835,218</u>	<u>1,647,151</u>	<u>13,405</u>	<u>11,641</u>	<u>1,848,623</u>	<u>1,658,792</u>
Change in net position before transfers	(29,263)	159,567	(456)	682	(29,719)	160,249
Transfers	<u>(6,326)</u>	<u>(2,925)</u>	<u>6,326</u>	<u>2,925</u>	<u>-</u>	<u>-</u>
Change in net position	(35,589)	156,642	5,870	3,607	(29,719)	160,249
Net position – beginning	<u>1,802,997</u>	<u>1,646,355</u>	<u>77,501</u>	<u>73,894</u>	<u>1,880,498</u>	<u>1,720,249</u>
Net position – ending	<u>\$ 1,767,408</u>	<u>\$ 1,802,997</u>	<u>\$ 83,371</u>	<u>\$ 77,501</u>	<u>\$ 1,850,779</u>	<u>\$ 1,880,498</u>

FRANKLIN COUNTY, OHIO

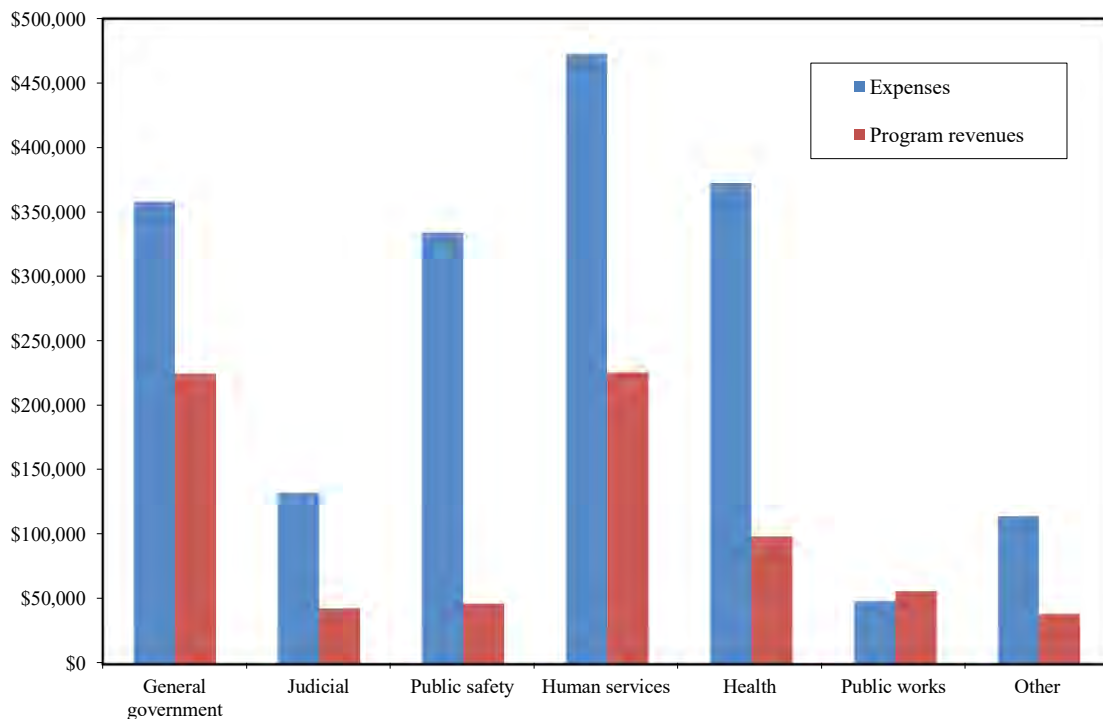
**Management’s Discussion and Analysis
For the Year Ended December 31, 2024**

Unaudited

Governmental Activities Governmental activities reduced the County’s net position by \$35.6 million. Key elements of this change are as follows:

- Property taxes increased by \$16.3 million or 3.1 percent due to changes in taxable values and development.
- Capital grants and contributions decreased \$22.3 million due to decreases in grant funding.
- Sales taxes increased by \$2.1 million over sales tax revenue of the prior year primarily due to continued recovery from the Coronavirus Disease 2019 (COVID-19) pandemic.
- Operating grants and contributions increased by \$15.7 million resulting from increases in federal funding.
- Charges for services decreased by \$2.5 million primarily from a decrease in receipts over several of the governmental functions.
- Expenses for most general government functions increased from the prior year due to the increased need for governmental services. In total, governmental activities expenses increased \$188.1 million, the majority of which were in health (\$25.5 million), human services (\$37.9 million), public safety (\$32.9 million), judicial (\$11.3 million), public works (\$0.1 million), and general services (\$40.1 million). Expenses for community development increased \$37.3 million.

Expenses and Program Revenues – Governmental Activities
(Amounts in 000’s)



FRANKLIN COUNTY, OHIO

**Management's Discussion and Analysis
For the Year Ended December 31, 2024**

Unaudited

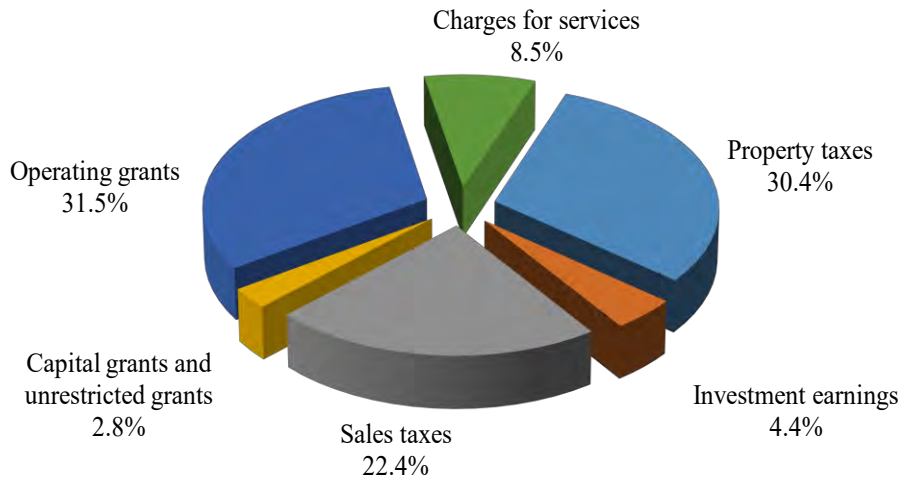
For governmental activities, total expenses exceeded revenues, resulting in a \$35.6 million decrease in net position during the current year.

Operating grants were the largest type of program revenue, accounting for \$569.3 million or 31.5 percent of total governmental revenues. The major recipients of operating grant revenue were FCBDD, the Children Services Board, the ADAMH Board, and the Department of Job and Family Services.

Property taxes accounted for \$549.3 million or 30.4 percent of total revenues for governmental activities. The major recipients of property tax revenues were FCBDD, the Children Services Board, the ADAMH Board, and the General Fund. Another major component of general revenues was sales tax, which totaled \$405.2 million or 22.4 percent. Sales tax was the largest revenue source for the General Fund.

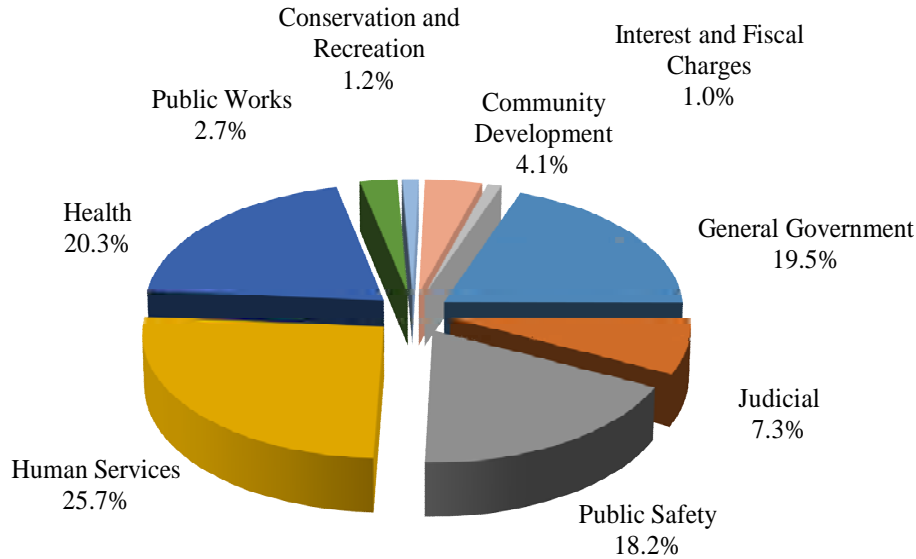
Charges to users of governmental services, another type of program revenue, made up \$153.0 million or 8.5 percent of total governmental revenues. These charges included fees for conveyance of real estate, fees associated with the collection of property taxes, fines and forfeitures related to judicial activity, and licenses and permits.

Revenues by Source - Governmental Activities



On the expense side, the largest activity in the current year was human services, accounting for \$472.5 million or 25.7 percent of the total expenses for governmental activities. The major providers of human services activities are Children Services and Job and Family Services. The health program accounted for \$372.8 million or 20.3 percent of total governmental expenses. The major providers of health activities are FCBDD and ADAMH Board. The general government function represents activities related to the governing body as well as activities that directly support other County programs that serve the County's residents. In the current year, this represented 19.5 percent of the County's total governmental expenses. General government expenses for the current year increased by \$40.1 million or 12.6 percent from the prior year.

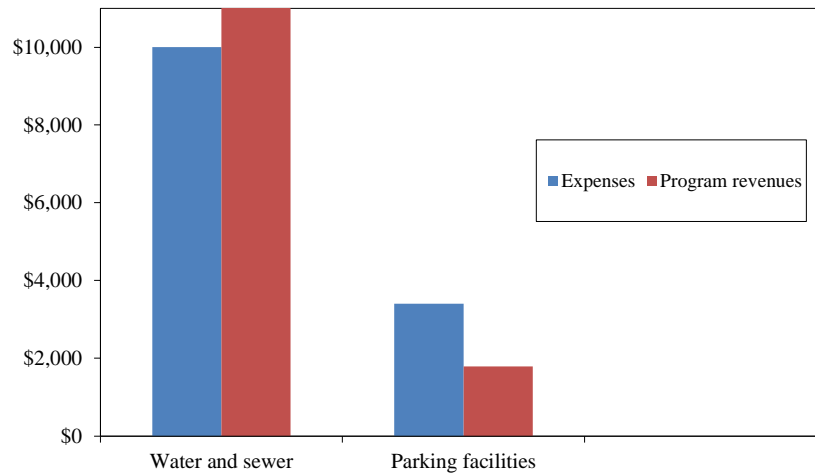
Expenses by Function - Governmental Activities



Business-type Activities The County's net position for business-type activities increased by \$5.9 million. This is primarily due to a transfer of \$6.3 million from the General Fund to support various water and sewer projects.

Expenses and Program Revenues - Business-type Activities

(Amounts in 000's)



Financial Analysis of the County's Funds

As noted earlier, the County uses fund accounting to ensure and demonstrate compliance with finance-related legal requirements.

Governmental Funds The focus of the County's governmental funds is to provide information on near-term inflows, outflows, and balances of spendable resources. This information is useful in assessing the County's financing requirements. In particular, unassigned fund balance may serve as a measure of the County's net resources available for spending at the end of the year.

At the end of the year, the County's governmental funds reported combined ending fund balances of \$1.285 billion, a decrease of \$88.7 million in comparison with the prior year balances. Approximately \$274.6 million of this amount constitutes unassigned fund balance, available for spending at the County's discretion. The remainder is nonspendable, restricted, committed or assigned to indicate that it is not available for new spending because it is related to notes receivable, advances to other funds or inventories of consumable supplies, none of which can easily be converted into cash; restricted by creditors, grantors, contributors, or laws or regulations; and committed or assigned by the Board of County Commissioners.

General Fund The General Fund is the chief operating fund of the County. The net change in the fund balance of the General Fund was a decrease of \$11.6 million during the current year, primarily as a result of declines in the fair market value of the County's investments as a result of increased interest rates. At the end of the year, unassigned fund balance of the General Fund was \$274.6 million, while total fund balance was \$492.5 million. As a measure of the General Fund's liquidity, it may be useful to compare both unassigned fund balance and total fund balance to total fund expenditures. Unassigned fund balance represents 33.9 percent of total General Fund expenditures (including transfers out), while total fund balance represents 60.9 percent of that same amount.

Major Special Revenue Funds The Board of Developmental Disabilities, Children Services Board, ADAMH Board, and the Coronavirus Local Fiscal Recovery funds are major special revenue funds used to account for specific governmental revenues and the associated expenditures are restricted to specified purposes because of legal or regulatory provisions or administrative action. The Board of Commissioners must approve tax levy requests before they are placed on the ballot.

The Board of Developmental Disabilities fund accounts for property taxes and federal and state grants restricted to expenditures for those services that benefit the developmentally disabled. Property tax revenue increased by \$0.1 million and intergovernmental revenue decreased by \$7.2 million when compared to the prior year. Expenditures for social service contracts, medical providers, and the maintenance and operation of buildings and buses increased by \$28.6 million or 12.4 percent when compared with the prior year. These changes primarily result in the net change in fund balance for the current year was a decrease of \$11.3 million or 2.7 percent.

The Children Services Board fund accounts for property taxes and federal funds restricted for programs designed to help abused, neglected, dependent, and troubled children and their families. Property tax revenue increased by \$0.8 million and intergovernmental revenue increased by \$6.5 million when compared to the prior year. Expenditures for social service contracts and other costs increased by \$13.3 million or 6.2 percent when compared with the prior year. The net change in fund balance for the current year was a decrease of \$20.4 million or 14.1 percent.

***Management's Discussion and Analysis
For the Year Ended December 31, 2024***

Unaudited

The ADAMH Board fund accounts for alcohol and drug addiction treatment programs and mental health services to the public, generally through contracts with local health care providers. The largest revenue sources are property taxes and state funding. Property tax revenue increased by \$0.1 million and intergovernmental revenue decreased by \$10.1 million when compared to the prior year. Expenditures increased by \$1.9 million or 1.4 percent when compared with the prior year. The net change in fund balance for the current year was a decrease of \$14.0 million or 20.6 percent, due to the decreased revenue and increased expenditures.

The Coronavirus Local Fiscal Recovery fund accounts for the Coronavirus State and Local Fiscal Recovery Funds (SLFRF) program, a part of the American Rescue Plan, to deliver moneys to state, local, and Tribal governments across the Country to support their response to and recovery from the COVID-19 public health emergency. Intergovernmental revenue provided \$84.7 million for expenditures for intergovernmental grants and the provision of government services.

Other Governmental Funds Other Governmental Funds represents all nonmajor special revenue funds, nonmajor capital projects funds and nonmajor debt service funds. The largest revenue sources are intergovernmental revenues from the state (primarily related to road and bridge construction and collection of court-ordered child support) and property taxes for the zoo and for senior services. The net change in fund balance for the current year was a decrease of \$31.4 million or 13.3 percent, primarily resulting from capital outlays.

Proprietary Funds The County's proprietary funds provide the same type of information found in the business-type activities in the government-wide financial statements, but in more detail. Unrestricted net position of Water and Sewer at the end of the year amounted to \$15.0 million and those for Parking Facilities amounted to \$(0.1) million. The total change in net position for the funds was an increase of \$7.5 million and a decrease of \$(1.6) million, respectively. Other factors concerning the finances of these two funds have already been addressed in the discussion of the County's business-type activities.

Budgetary Highlights

The County's budget is prepared according to Ohio law. The most significant budgeted fund is the General Fund. For the current year, the total original appropriations for the General Fund, including those for advances and transfers out, were \$760.2 million, while the final appropriations were \$839.3 million, resulting in a net increase of \$79.1 million or 10.4 percent. While the total general fund budget did not change significantly between original and final budget, there were some significant changes to the functional classifications. The originally budgeted amount of \$17.9 million within the Board of Commissioners budget as a contingency item was reclassified to other functional areas as needs were evident. Major adjustments included commitments to certain construction and permanent improvement projects, support for human services, and support of community partnerships.

***Management's Discussion and Analysis
For the Year Ended December 31, 2024***

Unaudited

Final General Fund appropriations for the current year were higher than the final appropriations of the prior year by \$73.9 million or 9.7 percent, and 5.9 percent higher than actual current year budgetary basis expenditures. Significant variances between the final budget and actual results for the General Fund are described as follows:

- Actual general government expenditures were \$4.2 million or 2.2 percent lower than budgeted. While all the general government agencies had positive variances, the most significant variance was due to treasurer's expenditures \$0.8 million lower than budget, board of elections expenditures \$0.5 million lower than budget, public facilities management expenditures \$0.8 million lower than budget and general services expenditures \$0.5 million lower than final budget.
- Actual judicial expenditures were \$4.1 million or 2.5 percent lower than final budget. Spending by the common pleas court was \$0.9 million lower than budgeted, domestic and juvenile court was \$0.9 million lower than budgeted and the clerk of courts was \$1.1 million lower than budgeted.
- Actual public safety expenditures were \$2.5 million or 1.0 percent lower than budgeted, primarily due to Sheriff expenditures being \$1.6 million lower than final budget.
- Actual human services expenditures were \$0.4 million or 3.8 percent lower than budgeted, due to the veterans' service commission expenditures being \$0.4 million lower than final budget.
- Actual community development expenditures were \$6.1 million or 11.7 percent lower than budgeted primarily due to lower than budgeted grant awards.
- Actual capital outlay expenditures were \$11.3 million or 24.1 percent lower than budgeted due to permanent improvement projects which were paid for from capital project funds.
- Actual transfers out of the General Fund were \$17.6 million lower than final budget due to the lack of the need to transfer monies from pledged amounts. Amounts in the final budget include intra-fund transfers that were eliminated from actuals.

FRANKLIN COUNTY, OHIO

**Management's Discussion and Analysis
For the Year Ended December 31, 2024**

Unaudited

Capital Asset and Debt Administration

Capital Assets The County's investment in capital assets for its governmental and business-type activities at the end of the current year amounts to \$1.362 billion. The increase in the County's net investment in capital assets for the current year was 8.9 percent when compared to the prior year's activity. The amount reported for capital assets in the financial statements increased by \$50.6 million as detailed in the table below:

Capital Assets, Net of Depreciation (Amounts in 000's)						
	Governmental		Business-type		Total	
	Activities		Activities			
	2024	2023	2024	2023	2024	2023
Land	\$ 84,997	\$ 81,671	\$ 487	\$ 487	\$ 85,484	\$ 82,158
Construction in progress	113,667	453,015	11,857	1,364	125,524	454,379
Buildings and improvements	785,094	430,814	7,404	8,044	792,498	438,858
Infrastructure	221,524	197,761	76,767	77,449	298,291	275,210
Machinery and equipment	36,155	31,344	1,066	1,237	37,221	32,581
Subscription based IT arrangements	22,690	27,903	-	-	22,690	27,903
	<u>\$ 1,264,127</u>	<u>\$ 1,222,508</u>	<u>\$ 97,581</u>	<u>\$ 88,581</u>	<u>\$ 1,361,708</u>	<u>\$ 1,311,089</u>

The major capital asset expenditures during the current year involved construction projects: construction of the Corrections Center, facility renovations, infrastructure improvements and purchases of machinery and equipment. More information regarding the County's capital assets can be found in Note 9 on pages 72 – 75.

Long-term Debt At the end of the current year, the County had total long-term debt outstanding of \$475.9 million. All the County's debt is unvoted. General obligation debt as shown in the table below includes bonds, notes, loans and leases.

Outstanding Debt (Amounts in 000's)						
	Governmental		Business-type		Total	
	Activities		Activities			
	2024	2023	2024	2023	2024	2023
General obligation debt	\$ 134,363	\$ 151,530	\$ 6,375	\$ 7,140	\$ 140,738	\$ 158,670
Special obligation debt	219,029	223,684	22,660	23,889	241,689	247,573
Unamortized bond premiums	38,345	41,397	155	181	38,500	41,578
Lease and subscription liability	55,012	58,287	-	-	55,012	58,287
	<u>\$ 446,749</u>	<u>\$ 474,898</u>	<u>\$ 29,190</u>	<u>\$ 31,210</u>	<u>\$ 475,939</u>	<u>\$ 506,108</u>

The County's total long-term debt decreased by \$30.2 million, or 6.0 percent during the current year. During the current year, \$1.7 million was received for governmental activity and \$0.5 million was received for business-type activity construction projects.

***Management's Discussion and Analysis
For the Year Ended December 31, 2024***

Unaudited

Both Standard & Poor's and Moody's Investor Services have given Franklin County a "triple-A" credit rating, the highest rating possible. The County's rating is based on the County's financial management and debt burden, and the strength of the local economy. The County is within all its legal debt limitations. As of the end of the year, the County's non-exempt debt was \$132.0 million. The County's limit for total voted and unvoted non-exempt debt was \$1.3 billion, leaving a borrowing capacity of \$1.1 billion. Unvoted, non-exempt debt is limited to one percent of total assessed property value. For the current year, that limit was \$507.0 million, leaving a borrowing capacity of \$375.0 million. The aggregate amount of the County's unvoted debt is also subject to overlapping debt restrictions with other political subdivisions. At year-end, the County's total net bonded debt amounted to 0.3 percent of the total assessed value of all property within the County.

In addition to the bonded debt, notes, loans and leases, the County's long-term obligations include compensated absences, workers' compensation and net pension liability. More information regarding the County's long-term obligations can be found in Note 10 on pages 76 – 83.

Economic Factors and Next Year's Budgets and Rates

Franklin County has experienced significant growth in the past thirty years, both in population and in tax base. The County's financial condition remains strong. The County's General Fund unrestricted cash balance at the end of the current year was \$440.4 million, an amount sufficient to cover General Fund expenditures for approximately 7.2 months.

When preparing the budget for the following year, the following factors were taken into consideration:

- Franklin County's unemployment rate for current year was 4.0 percent, an increase from the previous year due to an economic downturn. As a result, the demand for health and human services provided by County agencies is expected to continue.
- Sales tax revenues are projected to remain steady despite the economic downturn and remain a significant revenue source. Another major revenue source, the local government fund, is expected to be significantly reduced in future years.

Requests for Information

This financial report is designed to provide citizens, taxpayers, customers, investors and creditors with a general overview of the County's finances, and to demonstrate accountability for the money the County receives. Questions concerning any of the information provided in this report or requests for additional financial information should be addressed to the Franklin County Auditor, Fiscal Services Division, 373 South High Street, 21st Floor, Columbus, Ohio 43215-6310. This report is also available on-line at www.franklincountyauditor.com/fiscal/financial-reports.

Basic Financial Statements

FRANKLIN COUNTY, OHIO

Statement of Net Position
December 31, 2024

(Amounts in 000's)

	Primary Government			Component Units
	Governmental Activities	Business-type Activities	Total	
Assets:				
Equity with County Treasurer (notes 1 & 4)	\$ 1,373,798	\$ 17,621	\$ 1,391,419	\$ -
Cash, cash equivalents, and investments in segregated accounts (notes 1 & 4)	1,946	3	1,949	20,616
Property taxes receivable, net (note 6)	547,203	-	547,203	-
Accounts receivable	3,487	2,012	5,499	278
Accrued interest receivable	90	-	90	-
Sales taxes receivable	106,842	-	106,842	-
Internal balances (notes 1 & 5)	(4)	4	-	-
Due from other governments	120,567	-	120,567	-
Notes receivable (note 7)	1,341	-	1,341	-
Leases receivable (note 8)	13,405	-	13,405	-
Loans receivable, net (note 1)	7,562	-	7,562	-
Inventories (note 1)	10,173	194	10,367	259
Prepaid items (note 1)	3,212	-	3,212	12,803
Net OPEB asset (note 15)	25,310	70	25,380	-
Capital assets, net of accumulated depreciation:				
Nondepreciable (notes 1 & 9)	198,664	12,344	211,008	-
Depreciable (notes 1 & 9)	1,065,463	85,237	1,150,700	3,631
Other non-current assets	-	-	-	18
Total assets	3,479,059	117,485	3,596,544	37,605
Deferred outflows of resources:				
Deferred charge on refunding	10,551	431	10,982	-
Pension (note 14)	254,580	740	255,320	-
OPEB (note 15)	20,688	60	20,748	-
Total deferred outflows of resources	285,819	1,231	287,050	-
Liabilities:				
Accrued wages	27,647	88	27,735	-
Accrued interest	1,243	11	1,254	-
Accounts payable and other current liabilities	93,803	3,737	97,540	70
Retainage payable	4,142	-	4,142	-
Matured bonds and interest payable	661	-	661	-
Unearned revenue (note 1)	41,551	-	41,551	1,069
Liabilities payable from restricted assets	610	-	610	-
Long-term liabilities: (notes 1 & 10)				
Due within one year	35,594	2,550	38,144	512
Due in more than one year:				
Net pension liability (note 14)	731,674	2,102	733,776	-
Other amounts due in more than one year	491,599	26,784	518,383	2,818
Total liabilities	1,428,524	35,272	1,463,796	4,469

(Continued on next page)

FRANKLIN COUNTY, OHIO

**Statement of Net Position
December 31, 2024**

(Amounts in 000's)

	Primary Government			Component Units
	Governmental Activities	Business-type Activities	Total	
Deferred inflows of resources:				
Property taxes (note 1)	536,808	-	536,808	-
Leases	13,079	-	13,079	-
Pension (note 14)	3,205	28	3,233	-
OPEB (note 15)	15,854	45	15,899	-
Total deferred inflows of resources	568,946	73	569,019	-
Net Position:				
Net investment in capital assets	821,542	68,420	889,962	3,631
Restricted for:				
Judicial	4,667	-	4,667	-
Public safety	2,330	-	2,330	-
Human services	222,095	-	222,095	-
Health	484,394	-	484,394	-
Public works	34,814	-	34,814	-
Real estate assessment	12,803	-	12,803	-
Debt service	910	-	910	-
Capital projects	52	-	52	-
Net OPEB asset	25,310	70	25,380	-
Other purposes	2,077	-	2,077	5,387
Unrestricted	156,414	14,881	171,295	24,118
Total net position	<u>\$ 1,767,408</u>	<u>\$ 83,371</u>	<u>\$ 1,850,779</u>	<u>\$ 33,136</u>

The notes to the basic financial statements are an integral part of this statement.



FRANKLIN COUNTY, OHIO

Statement of Activities
For the Year Ended December 31, 2024

(Amounts in 000's)

	Program Revenues				Net (Expense) Revenue and Changes in Net Position			Component Units
	Expenses	Charges for Services	Operating Grants and Contributions	Capital Grants, Contributions and Interest	Primary Government			
					Governmental Activities	Business-type Activities	Total	
Primary government:								
Governmental activities:								
General government	\$ 358,325	\$ 88,888	\$ 135,723	\$ 818	\$ (132,896)	\$ -	\$ (132,896)	\$ -
Judicial	133,076	16,814	26,472	-	(89,790)	-	(89,790)	-
Public safety	334,348	16,685	30,427	-	(287,236)	-	(287,236)	-
Human services	472,548	4,894	221,398	-	(246,256)	-	(246,256)	-
Health	372,820	15,554	75,282	8,550	(273,434)	-	(273,434)	-
Public works	49,030	8,806	42,151	5,864	7,791	-	7,791	-
Conservation and recreation	21,718	-	1,752	-	(19,966)	-	(19,966)	-
Community development	75,141	1,396	36,077	-	(37,668)	-	(37,668)	-
Interest and fiscal charges	18,212	-	-	-	(18,212)	-	(18,212)	-
Total governmental activities	<u>1,835,218</u>	<u>153,037</u>	<u>569,282</u>	<u>15,232</u>	<u>(1,097,667)</u>	<u>-</u>	<u>(1,097,667)</u>	<u>-</u>
Business-type activities:								
Water and sewer	10,000	11,121	-	-	-	1,121	1,121	-
Parking facilities	3,405	1,787	-	-	-	(1,618)	(1,618)	-
Total business-type activities	<u>13,405</u>	<u>12,908</u>	<u>-</u>	<u>-</u>	<u>-</u>	<u>(497)</u>	<u>(497)</u>	<u>-</u>
Total primary government	<u>\$ 1,848,623</u>	<u>\$ 165,945</u>	<u>\$ 569,282</u>	<u>\$ 15,232</u>	<u>(1,097,667)</u>	<u>(497)</u>	<u>(1,098,164)</u>	<u>-</u>
Component units (notes 1 & 19)	<u>\$ 13,831</u>	<u>\$ 14,737</u>	<u>\$ -</u>	<u>\$ 2,588</u>	<u>\$ -</u>	<u>\$ -</u>	<u>\$ -</u>	<u>\$ 3,494</u>
General revenues:								
Property taxes (note 6)					549,320	-	549,320	-
Sales taxes					405,181	-	405,181	-
Grants and contributions not restricted to specific programs					34,957	-	34,957	-
Unrestricted investment earnings					78,946	-	78,946	828
Gain on sale of capital assets					-	41	41	-
Transfers (note 5)					(6,326)	6,326	-	-
Total general revenues and transfers					<u>1,062,078</u>	<u>6,367</u>	<u>1,068,445</u>	<u>828</u>
Change in net position					(35,589)	5,870	(29,719)	4,322
Net position - beginning					<u>1,802,997</u>	<u>77,501</u>	<u>1,880,498</u>	<u>28,814</u>
Net position - ending					<u>\$ 1,767,408</u>	<u>\$ 83,371</u>	<u>\$ 1,850,779</u>	<u>\$ 33,136</u>

The notes to the financial statements are an integral part of this statement.

FRANKLIN COUNTY, OHIO

Balance Sheet
Governmental Funds
December 31, 2024

(Amounts in 000's)

	General	Board of Developmental Disabilities	Children Services Board	ADAMH Board
Assets:				
Equity with County Treasurer (notes 1 & 4) \$	440,439	\$ 418,795	\$ 130,764	\$ 69,555
Cash and investments in segregated accounts (notes 1 & 4)	6	-	-	-
Property taxes receivable, net (note 6)	68,050	191,677	133,881	84,979
Accounts receivable	589	537	25	25
Accrued interest receivable	90	-	-	-
Sales taxes receivable	106,842	-	-	-
Due from other funds (note 5)	599	-	10	-
Due from other governments	21,287	18,050	23,993	11,231
Notes receivable (note 7)	1,241	-	-	100
Leases receivable (note 8)	-	-	-	-
Loans receivable, net (note 1)	4,912	-	-	-
Inventories (note 1)	6,795	233	70	11
Advances to other funds (notes 1 & 5)	11,045	-	-	-
Total assets	\$ 661,895	\$ 629,292	\$ 288,743	\$ 165,901
Liabilities, deferred inflows of resources, and fund balances:				
Liabilities:				
Accrued wages	\$ 16,426	\$ 2,498	\$ 3,222	\$ 286
Accounts payable	26,906	8,343	7,927	9,471
Retainage payable	4,142	-	-	-
Matured bonds and interest payable	-	-	-	-
Due to other funds (note 5)	60	1	7	-
Unearned revenue (note 1)	-	-	-	-
Advances from other funds (notes 1 & 5)	-	-	-	10,000
Liabilities payable from restricted assets	610	-	-	-
Total liabilities	48,144	10,842	11,156	19,757
Deferred inflows of resources:				
Property taxes (note 1)	66,784	187,758	131,736	83,302
Leases	-	-	-	-
Unavailable revenue (note 1)	54,496	21,318	21,513	8,881
Total deferred inflows of resources	121,280	209,076	153,249	92,183
Fund balances: (notes 1 & 18)				
Nonspendable	7,933	233	70	11
Restricted	6,318	409,141	124,268	53,950
Committed	189,951	-	-	-
Assigned	13,704	-	-	-
Unassigned	274,565	-	-	-
Total fund balances	492,471	409,374	124,338	53,961
Total liabilities, deferred inflows of resources, and fund balances	\$ 661,895	\$ 629,292	\$ 288,743	\$ 165,901

(Continued on next page)

FRANKLIN COUNTY, OHIO

Balance Sheet
Governmental Funds
December 31, 2024

(Amounts in 000's)

	Coronavirus Local Fiscal Recovery	Other Governmental Funds	Total Governmental Funds
Assets:			
Equity with County Treasurer (notes 1 & 4)	\$ 36,433	\$ 212,370	\$ 1,308,356
Cash and investments in segregated accounts (notes 1 & 4)	-	1,940	1,946
Property taxes receivable, net (note 6)	-	68,616	547,203
Accounts receivable	-	1,801	2,977
Accrued interest receivable	-	-	90
Sales taxes receivable	-	-	106,842
Due from other funds (note 5)	-	79	688
Due from other governments	-	46,006	120,567
Notes receivable (note 7)	-	-	1,341
Leases receivable (note 8)	-	13,405	13,405
Loans receivable, net (note 1)	-	2,650	7,562
Inventories (note 1)	-	3,064	10,173
Advances to other funds (notes 1 & 5)	-	-	11,045
Total assets	\$ 36,433	\$ 349,931	\$ 2,132,195
Liabilities, deferred inflows of resources, and fund balances:			
Liabilities:			
Accrued wages	\$ -	\$ 5,130	\$ 27,562
Accounts payable	-	26,870	79,517
Retainage payable	-	-	4,142
Matured bonds and interest payable	-	661	661
Due to other funds (note 5)	-	588	656
Unearned revenue (note 1)	36,433	5,118	41,551
Advances from other funds (notes 1 & 5)	-	1,045	11,045
Liabilities payable from restricted assets	-	-	610
Total liabilities	36,433	39,412	165,744
Deferred inflows of resources:			
Property taxes (note 1)	-	67,228	536,808
Leases	-	13,079	13,079
Unavailable revenue (note 1)	-	25,425	131,633
Total deferred inflows of resources	-	105,732	681,520
Fund balances: (notes 1 & 18)			
Nonspendable	-	3,064	11,311
Restricted	-	182,704	776,381
Committed	-	18,614	208,565
Assigned	-	405	14,109
Unassigned	-	-	274,565
Total fund balances	-	204,787	1,284,931
Total liabilities, deferred inflows of resources, and fund balances	\$ 36,433	\$ 349,931	\$ 2,132,195

The notes to the basic financial statements are an integral part of this statement.

FRANKLIN COUNTY, OHIO

**Reconciliation of Total Governmental Fund Balances to
Net Position of Governmental Activities
December 31, 2024**

(Amounts in 000's)

Total fund balances - governmental funds (page 25)		\$ 1,284,931
<p>Amounts reported for governmental activities in the statement of net position (page 21) are different because:</p>		
<p>Capital assets and right to use assets used in governmental activities are not financial resources and, therefore, are not reported in the funds.</p>		1,264,127
<p>Other assets are not available to pay for current period expenditures and, therefore, are deferred in the funds:</p>		
Accrued interest receivable	40	
Sales taxes receivable	42,355	
Accounts receivable	491	
Due from other funds	16	
Due from other governments	79,919	
Property taxes receivable	8,812	
		131,633
<p>The internal service fund is used by management to charge the costs of employee benefits to individual funds. The assets, liabilities and deferrals of the internal service fund is included in governmental activities in the statement of net position.</p>		54,757
<p>Some liabilities are not due and payable in the current period and, therefore, are not reported in the funds:</p>		
Accrued interest	(1,243)	
General obligation bonds and notes	(134,363)	
Taxable special obligation bonds and notes	(215,140)	
Unamortized bond premiums, discounts, and charges	(27,794)	
Loans	(3,889)	
Compensated absences	(79,176)	
Workers' compensation	(1,268)	
Lease and subscription liability	(55,012)	
		(517,885)
<p>The net pension liability is not due and payable in the current period; therefore, the liability and related deferred outflows and deferred inflows are not reported in governmental funds:</p>		
Deferred outflows of resources - pension	254,580	
Deferred inflows of resources - pension	(3,205)	
Net pension liability	(731,674)	
		(480,299)
<p>The net OPEB asset/liability is not due and receivable in the current period; therefore, the liability and related deferred outflows and deferred inflows are not reported in governmental funds:</p>		
Deferred outflows of resources - OPEB	20,688	
Deferred inflows of resources - OPEB	(15,854)	
Net OPEB asset	25,310	
		30,144
Net position of governmental activities (page 21)		\$ 1,767,408

The notes to the basic financial statements are an integral part of this statement.



FRANKLIN COUNTY, OHIO

**Statement of Revenues, Expenditures and Changes in Fund Balances
Governmental Funds
For the Year Ended December 31, 2024**

(Amounts in 000's)

	General	Board of Developmental Disabilities	Children Services Board	ADAMH Board
Revenues:				
Sales tax	\$ 401,949	\$ -	\$ -	\$ -
Property taxes (note 6)	83,783	186,332	131,139	82,734
Licenses and permits	764	-	-	-
Fees and charges for services	63,601	2,155	1,084	-
Fines and forfeitures	2,870	-	-	-
Intergovernmental	154,403	44,473	72,780	38,816
Investment income	79,913	-	-	-
Other	2,431	11,916	1,020	2,087
Total revenues	<u>789,714</u>	<u>244,876</u>	<u>206,023</u>	<u>123,637</u>
Expenditures:				
Current:				
General government	188,924	-	-	-
Judicial	121,099	-	-	-
Public safety	282,598	-	-	-
Human services	9,310	-	226,431	-
Health	-	259,766	-	137,566
Public works	1,633	-	-	-
Conservation and recreation	-	-	-	-
Community development	44,850	-	-	-
Capital outlays	44,163	-	-	-
Debt service: (note 10)				
Principal retirement	2,723	314	-	89
Interest charges	2,803	24	-	7
Intergovernmental grants	35,232	-	-	-
Total expenditures	<u>733,335</u>	<u>260,104</u>	<u>226,431</u>	<u>137,662</u>
Excess (deficiency) of revenues over (under) expenditures	56,379	(15,228)	(20,408)	(14,025)
Other financing sources (uses):				
Transfers in (notes 1 & 5)	-	-	-	-
Transfers out (notes 1 & 5)	(75,553)	-	-	-
Issuance of debt (note 10)	-	-	-	-
Capital leases (notes 10 & 11)	4,081	-	-	-
Sale of capital assets	3,513	3,963	8	-
Total other financing sources (uses)	<u>(67,959)</u>	<u>3,963</u>	<u>8</u>	<u>-</u>
Net change in fund balances	(11,580)	(11,265)	(20,400)	(14,025)
Fund balances - beginning	504,051	420,639	144,738	67,986
Fund balances - ending	<u>\$ 492,471</u>	<u>\$ 409,374</u>	<u>\$ 124,338</u>	<u>\$ 53,961</u>

(Continued on next page)

FRANKLIN COUNTY, OHIO

**Statement of Revenues, Expenditures and Changes in Fund Balances
Governmental Funds
For the Year Ended December 31, 2024**

(Amounts in 000's)

	Coronavirus Local Fiscal Recovery	Other Governmental Funds	Total Governmental Funds
Revenues:			
Sales tax	\$ -	\$ -	\$ 401,949
Property taxes (note 6)	-	66,790	550,778
Licenses and permits	-	1,880	2,644
Fees and charges for services	-	53,349	120,189
Fines and forfeitures	-	1,757	4,627
Intergovernmental	84,732	222,703	617,907
Investment income	-	1,380	81,293
Other	-	14,581	32,035
Total revenues	84,732	362,440	1,811,422
Expenditures:			
Current:			
General government	-	30,072	218,996
Judicial	-	7,333	128,432
Public safety	-	33,140	315,738
Human services	-	239,351	475,092
Health	-	301	397,633
Public works	-	57,753	59,386
Conservation and recreation	-	20,745	20,745
Community development	-	2,046	46,896
Capital outlays	-	8,129	52,292
Debt service: (note 10)			
Principal retirement	-	27,005	30,131
Interest charges	-	17,086	19,920
Intergovernmental grants	84,732	27,968	147,932
Total expenditures	84,732	470,929	1,913,193
Excess (deficiency) of revenues over (under) expenditures	-	(108,489)	(101,771)
Other financing sources (uses):			
Transfers in (notes 1 & 5)	-	69,479	69,479
Transfers out (notes 1 & 5)	-	(252)	(75,805)
Issuance of debt (note 10)	-	1,672	1,672
Capital leases (notes 10 & 11)	-	6,093	10,174
Sale of capital assets	-	94	7,578
Total other financing sources (uses)	-	77,086	13,098
Net change in fund balances	-	(31,403)	(88,673)
Fund balances - beginning	-	236,190	1,373,604
Fund balances - ending	\$ -	\$ 204,787	\$ 1,284,931

The notes to the basic financial statements are an integral part of this statement.

FRANKLIN COUNTY, OHIO

Reconciliation of the Statement of Revenues, Expenditures and Changes in Fund Balances of Governmental Funds to the Statement of Activities For the Year Ended December 31, 2024

(Amounts in 000's)

Net change in fund balances - total governmental funds (page 29) \$ (88,673)

Amounts reported for governmental activities in the statement of activities (page 23) are different because:

Governmental funds report capital outlays as expenditures.

However, in the statement of activities, the cost of those assets is allocated over their estimated useful lives as depreciation expense. The effect on the change in net position is calculated as follows:

Per statement of revenues, expenditures and changes in fund balances:		
Capital outlay expenditures	52,292	
Capitalized expenditures reported in functional areas	44,984	
Per statement of activities:		
Depreciation expense (Note 9)	(41,787)	
		55,489

The net effect of transactions involving sales and retirements of capital assets decreased net position (Note 9) (7,057)

Revenues in the statement of activities that do not provide current financial resources are not reported as revenues in the funds. The amount is the net effect of the prior year items against current year accruals. (5,473)

Proceeds of debt provide current financial resources to governmental funds, but issuing debt increases long-term liabilities in the statement of net position. Repayment of principal is an expenditure in the governmental funds, but the repayment reduces long-term liabilities in the statement of net position. The effect on the change in net position is as follows:

Per statement of revenues, expenditures and changes in fund balances:		
Issuance of debt, including refunding bonds and leases	(11,846)	
Principal retirement, including leases	30,131	
		18,285

Governmental funds report the effect of premiums, discounts and deferred charges when the debt is first issued, whereas these amounts are deferred to future periods and amortized in the statement of activities. The effect on the change in net position is as follows:

Per statement of activities:		
Amortization of bond premiums and discounts (Note 10)	3,052	
Amortization of deferred charges	(1,388)	
		1,664

(Continued on next page)

FRANKLIN COUNTY, OHIO

***Reconciliation of the Statement of Revenues, Expenditures and Changes in
Fund Balances of Governmental Funds to the Statement of Activities
For the Year Ended December 31, 2024***

(Amounts in 000's)

Contractually required contributions are reported as expenditures in governmental funds; however, the statement of net position reports these amounts as deferred outflows.	66,038
Except for amounts reported as deferred outflows or deferred inflows, changes in the net pension/OPEB liability are reported as pension/OPEB expense in the statement of activities.	(27,242)
Some expenses are reported in the statement of activities but do not require the use of current financial resources and therefore are not reported as expenditures in governmental funds. The amount is the net effect of prior year items against current year accruals.	(60,522)
Internal service funds are used by management to charge the costs of employee benefits and telecommunications to individual funds. The net revenue of the internal service funds is reported with governmental activities.	<u>11,902</u>
Change in net position of governmental activities (page 23)	<u>\$ (35,589)</u>

The notes to the basic financial statements are an integral part of this statement.

FRANKLIN COUNTY, OHIO

**Statement of Revenues, Expenditures and Changes in
Fund Balance – Budget and Actual (Non-GAAP Budgetary Basis)
General Fund
For the Year Ended December 31, 2024**

(Amounts in 000's)

	Budgeted Amounts			Variance with Final Budget Positive (Negative)
	Original	Final	Actual Amounts	
Revenues:				
Sales tax	\$ 399,100	\$ 403,131	\$ 402,354	\$ (777)
Property taxes	80,676	82,493	83,601	1,108
Licenses and permits	847	847	794	(53)
Fees and charges for services	53,282	53,282	55,412	2,130
Fines and forfeitures	1,581	1,581	2,647	1,066
Intergovernmental	138,734	161,273	152,240	(9,033)
Investment income	34,514	46,514	50,952	4,438
Other	2,982	2,982	3,435	453
Total revenues	711,716	752,103	751,435	(668)
Expenditures:				
Current:				
General government	189,732	190,020	185,831	4,189
Judicial	159,569	163,330	159,206	4,124
Public safety	221,549	246,457	243,913	2,544
Human services	8,037	9,616	9,246	370
Public works	1,672	1,727	1,625	102
Community development	65,424	52,750	46,602	6,148
Capital outlays	26,598	47,134	35,790	11,344
Intergovernmental grants	-	35,010	35,006	4
Total expenditures	672,581	746,044	717,219	28,825
Excess (deficiency) of revenues over (under) expenditures	39,135	6,059	34,216	28,157
Other financing sources (uses):				
Transfers out	(87,616)	(93,192)	(75,553)	17,639
Advances in	8	8	180	172
Advances out	-	(100)	(100)	-
Proceeds from sale of capital assets	17	17	3,526	3,509
Total other financing sources (uses)	(87,591)	(93,267)	(71,947)	21,320
Net change in fund balance	(48,456)	(87,208)	(37,731)	49,477
Fund balance - beginning	459,811	459,811	459,811	-
Fund balance - ending	\$ 411,355	\$ 372,603	\$ 422,080	\$ 49,477

The notes to the basic financial statements are an integral part of this statement.

FRANKLIN COUNTY, OHIO

**Statement of Revenues, Expenditures and Changes in
Fund Balance – Budget and Actual (Non-GAAP Budgetary Basis)
Special Revenue Fund – Board of Developmental Disabilities Fund
For the Year Ended December 31, 2024**

(Amounts in 000's)

	Budgeted Amounts		Actual Amounts	Variance with Final Budget Positive (Negative)
	Original	Final Budget		
Revenues:				
Property taxes	\$ 188,792	\$ 187,049	\$ 185,481	\$ (1,568)
Fees and charges for services	2,674	2,674	2,403	(271)
Intergovernmental	42,048	43,823	44,719	896
Other	7,750	7,750	12,218	4,468
Total revenues	<u>241,264</u>	<u>241,296</u>	<u>244,821</u>	<u>3,525</u>
Expenditures:				
Current:				
Health	<u>255,011</u>	<u>271,680</u>	<u>258,490</u>	<u>13,190</u>
Excess (deficiency) of revenues over (under) expenditures	(13,747)	(30,384)	(13,669)	16,715
Other financing sources (uses):				
Proceeds from sale of capital assets	<u>50</u>	<u>50</u>	<u>3,963</u>	<u>3,913</u>
Total other financing sources (uses)	<u>50</u>	<u>50</u>	<u>3,963</u>	<u>3,913</u>
Net change in fund balance	(13,697)	(30,334)	(9,706)	20,628
Fund balance - beginning	<u>424,000</u>	<u>424,000</u>	<u>424,000</u>	<u>-</u>
Fund balance - ending	<u>\$ 410,303</u>	<u>\$ 393,666</u>	<u>\$ 414,294</u>	<u>\$ 20,628</u>

The notes to the basic financial statements are an integral part of this statement.

FRANKLIN COUNTY, OHIO

***Statement of Revenues, Expenditures and Changes in
Fund Balance – Budget and Actual (Non-GAAP Budgetary Basis)
Special Revenue Fund – Children Services Board Fund
For the Year Ended December 31, 2024***

(Amounts in 000's)

	Budgeted Amounts			Variance with Final Budget Positive (Negative)
	Original	Final	Actual Amounts	
Revenues:				
Property taxes	\$ 132,035	\$ 130,776	\$ 129,786	\$ (990)
Fees and charges for services	1,890	1,890	1,097	(793)
Intergovernmental	69,085	69,813	73,712	3,899
Other	1,260	1,260	1,032	(228)
Total revenues	204,270	203,739	205,627	1,888
Expenditures:				
Current:				
Human services	220,090	229,326	225,404	3,922
Excess (deficiency) of revenues over (under) expenditures	(15,820)	(25,587)	(19,777)	5,810
Other financing sources (uses):				
Proceeds from sale of capital assets	5	5	8	3
Total other financing sources (uses)	5	5	8	3
Net change in fund balance	(15,815)	(25,582)	(19,769)	5,813
Fund balance - beginning	146,742	146,742	146,742	-
Fund balance - ending	\$ 130,927	\$ 121,160	\$ 126,973	\$ 5,813

The notes to the basic financial statements are an integral part of this statement.

FRANKLIN COUNTY, OHIO

**Statement of Revenues, Expenditures and Changes in
Fund Balance – Budget and Actual (Non-GAAP Budgetary Basis)
Special Revenue Fund – Alcohol, Drug and Mental Health Board Fund
For the Year Ended December 31, 2024** *(Amounts in 000's)*

	Budgeted Amounts		Actual Amounts	Variance with Final Budget Positive (Negative)
	Original	Final		
Revenues:				
Property taxes	\$ 83,397	\$ 82,667	\$ 82,376	\$ (291)
Intergovernmental	34,450	45,443	38,887	(6,556)
Other	5,650	8,149	5,962	(2,187)
Total revenues	123,497	136,259	127,225	(9,034)
Expenditures:				
Current:				
Health	171,787	166,125	143,398	22,727
Excess (deficiency) of revenues over (under) expenditures	(48,290)	(29,866)	(16,173)	13,693
Other financing sources (uses):				
Transfers in	-	1,224	-	(1,224)
Total other financing sources (uses)	-	1,224	-	(1,224)
Net change in fund balance	(48,290)	(28,642)	(16,173)	12,469
Fund balance - beginning	83,789	83,789	83,789	-
Fund balance - ending	\$ 35,499	\$ 55,147	\$ 67,616	\$ 12,469

The notes to the basic financial statements are an integral part of this statement.

FRANKLIN COUNTY, OHIO

**Statement of Revenues, Expenditures and Changes in
Fund Balance – Budget and Actual (Non-GAAP Budgetary Basis)
Special Revenue Fund – Coronavirus Local Fiscal Recovery Fund
For the Year Ended December 31, 2024**

(Amounts in 000's)

	Budgeted Amounts			Variance with Final Budget Positive (Negative)
	Original	Final Budget	Actual Amounts	
Revenues:				
Total revenues	\$ -	\$ -	\$ -	\$ -
Expenditures:				
Intergovernmental grants	75,000	84,732	84,732	-
Excess (deficiency) of revenues over (under) expenditures	(75,000)	(84,732)	(84,732)	-
Other financing sources (uses):				
Total other financing sources (uses)	-	-	-	-
Net change in fund balance	(75,000)	(84,732)	(84,732)	-
Fund balance - beginning	121,165	121,165	121,165	-
Fund balance - ending	<u>\$ 46,165</u>	<u>\$ 36,433</u>	<u>\$ 36,433</u>	<u>\$ -</u>

The notes to the basic financial statements are an integral part of this statement.



FRANKLIN COUNTY, OHIO

**Statement of Net Position
Proprietary Funds
December 31, 2024**

(Amounts in 000's)

	Business-type Activities			Governmental
	Enterprise Funds			Activities
	Water and Sewer	Parking Facilities	Total	Internal Service Fund
Assets:				
Current assets:				
Equity with County Treasurer (notes 1 & 4)	\$ 16,662	\$ 959	\$ 17,621	\$ 65,442
Cash, cash equivalents and investments in segregated accounts (notes 1 & 4)	-	3	3	-
Accounts receivable, net	2,012	-	2,012	510
Due from other funds (note 5)	-	11	11	-
Inventories (note 1)	194	-	194	-
Prepaid items	-	-	-	3,212
Total current assets	<u>18,868</u>	<u>973</u>	<u>19,841</u>	<u>69,164</u>
Noncurrent assets:				
Net OPEB Asset	44	26	70	73
Capital assets, net of accumulated depreciation:				
Nondepreciable (notes 1 & 9)	12,344	-	12,344	-
Depreciable (notes 1 & 9)	77,395	7,842	85,237	-
Total noncurrent assets	<u>89,783</u>	<u>7,868</u>	<u>97,651</u>	<u>73</u>
Total assets	108,651	8,841	117,492	69,237
Deferred outflows of resources:				
Deferred charge on refunding	431	-	431	-
Pension	443	297	740	888
OPEB	38	22	60	63
Total deferred outflows of resources	<u>912</u>	<u>319</u>	<u>1,231</u>	<u>951</u>
Liabilities:				
Current liabilities:				
Accrued wages	60	28	88	85
Compensated absences payable (notes 1 & 10)	2	5	7	1
Accounts payable	3,182	555	3,737	14,286
Accrued interest	7	4	11	-
Due to other funds (note 5)	5	2	7	36
General obligation bonds (note 10)	375	450	825	-
Loans payable (note 10)	1,718	-	1,718	-
Total current liabilities	<u>5,349</u>	<u>1,044</u>	<u>6,393</u>	<u>14,408</u>

(Continued on next page)

FRANKLIN COUNTY, OHIO

**Statement of Net Position
Proprietary Funds
December 31, 2024**

(Amounts in 000's)

	Business-type Activities			Governmental
	Enterprise Funds			Activities
	Water and Sewer	Parking Facilities	Total	Internal Service Fund
Noncurrent liabilities:				
Compensated absences payable (notes 1 & 10)	109	28	137	137
General obligation bonds, net of unamortized premiums (note 10)	5,226	479	5,705	-
Loans payable (note 10)	20,942	-	20,942	-
Net pension liability	1,334	768	2,102	2,187
Total noncurrent liabilities	<u>27,611</u>	<u>1,275</u>	<u>28,886</u>	<u>2,324</u>
Total liabilities	32,960	2,319	35,279	16,732
Deferred inflows of resources:				
Pension	7	21	28	13
OPEB	27	18	45	52
Total deferred inflows of resources	<u>34</u>	<u>39</u>	<u>73</u>	<u>65</u>
Net position:				
Net investment in capital assets	61,507	6,913	68,420	-
Restricted for Net OPEB asset	44	26	70	73
Unrestricted	15,018	(137)	14,881	53,318
Total net position	<u>\$ 76,569</u>	<u>\$ 6,802</u>	<u>\$ 83,371</u>	<u>\$ 53,391</u>

The notes to the basic financial statements are an integral part of this statement.

FRANKLIN COUNTY, OHIO

**Statement of Revenues, Expenses and Changes in Net Position
Proprietary Funds
For the Year Ended December 31, 2024**

(Amounts in 000's)

	Business-type Activities			Governmental
	Enterprise Funds			Activities
	Water and Sewer	Parking Facilities	Total	Internal Service Fund
Operating revenues:				
Licenses and permits	\$ 25	\$ -	\$ 25	\$ -
Fees and charges for services	10,636	1,786	12,422	159,301
Other	460	1	461	1,306
Total operating revenues	<u>11,121</u>	<u>1,787</u>	<u>12,908</u>	<u>160,607</u>
Operating expenses:				
Personal services	1,448	893	2,341	2,253
Cost of sales and services	6,923	1,704	8,627	146,452
Depreciation (note 9)	1,390	743	2,133	-
Total operating expenses	<u>9,761</u>	<u>3,340</u>	<u>13,101</u>	<u>148,705</u>
Operating income (loss)	1,360	(1,553)	(193)	11,902
Nonoperating revenues (expenses):				
Gain (loss) on disposal of capital assets	41	-	41	-
Interest expense	(239)	(65)	(304)	-
Total nonoperating revenues (expenses)	<u>(198)</u>	<u>(65)</u>	<u>(263)</u>	<u>-</u>
Income (loss) before transfers	1,162	(1,618)	(456)	11,902
Transfers in	<u>6,326</u>	<u>-</u>	<u>6,326</u>	<u>-</u>
Change in net position	7,488	(1,618)	5,870	11,902
Net position - beginning	69,081	8,420	77,501	41,489
Net position - ending	<u>\$ 76,569</u>	<u>\$ 6,802</u>	<u>\$ 83,371</u>	<u>\$ 53,391</u>

The notes to the basic financial statements are an integral part of this statement.

FRANKLIN COUNTY, OHIO

Statement of Cash Flows
Proprietary Funds
For the Year Ended December 31, 2024

(Amounts in 000's)

	Business-type Activities			Governmental
	Enterprise Funds			Activities
	Water and Sewer	Parking Facilities	Total	Internal Service Fund
Cash flows from operating activities:				
Cash collections from customers	\$ 10,887	\$ 1,785	\$ 12,672	\$ 160,765
Cash payments to suppliers	(6,299)	(1,197)	(7,496)	(151,274)
Cash payments for salaries	(1,411)	(876)	(2,287)	(2,203)
Net cash provided by (used for) operating activities	3,177	(288)	2,889	7,288
Cash flows from noncapital financing activities:				
Transfers from other funds	6,326	-	6,326	-
Net cash provided by (used for) noncapital and related financing activities	6,326	-	6,326	-
Cash flows from capital and related financing activities:				
Proceeds from sale of capital assets	41	-	41	-
Construction and acquisition of capital assets	(9,643)	-	(9,643)	-
Issuance of debt for capital purposes	451	-	451	-
Principal payments on debt	(2,064)	(430)	(2,494)	-
Interest payments on debt	(204)	(68)	(272)	-
Net cash provided by (used for) capital and related financing activities	(11,419)	(498)	(11,917)	-
Increase (decrease) in cash for the year	(1,916)	(786)	(2,702)	7,288
Cash and cash equivalents - beginning	18,578	1,748	20,326	58,154
Cash and cash equivalents - ending	<u>\$ 16,662</u>	<u>\$ 962</u>	<u>\$ 17,624</u>	<u>\$ 65,442</u>

(Continued on next page)

FRANKLIN COUNTY, OHIO

Statement of Cash Flows

Proprietary Funds

For the Year Ended December 31, 2024

(Amounts in 000's)

	Business-type Activities Enterprise Funds			Governmental Activities
	Water and Sewer	Parking Facilities	Total	Internal Service Fund
	Reconciliation of operating income (loss) to net cash provided by (used for) operating activities:			
Operating income (loss)	\$ 1,360	\$ (1,553)	\$ (193)	\$ 11,902
Adjustments to reconcile operating income (loss) to net cash provided by (used for) operating activities:				
Depreciation	1,390	743	2,133	-
(Increase) decrease in assets:				
Accounts receivable	(234)	-	(234)	158
Due from other funds	-	(2)	(2)	-
Inventories	(20)	-	(20)	-
Prepaid items	-	-	-	(3,212)
Net OPEB asset	(44)	(26)	(70)	(73)
(Increase) decrease in deferred outflows of resources - pension	149	-	149	(70)
(Increase) decrease in deferred outflows of resources - OPEB	50	22	72	60
Increase (decrease) in liabilities:				
Accrued wages	20	8	28	23
Accounts payable	628	523	1,151	(1,750)
Due to other funds	(5)	(5)	(10)	(1)
Compensated absences	17	9	26	27
Net pension liability	(96)	50	(46)	253
Net OPEB liability	(30)	(15)	(45)	(40)
Increase (decrease) in deferred inflows of resources - pension	(23)	(53)	(76)	(28)
Increase (decrease) in deferred inflows of resources - OPEB	15	11	26	39
Net cash provided by (used for) operating activities	\$ 3,177	\$ (288)	\$ 2,889	\$ 7,288

The notes to the basic financial statements are an integral part of this statement.

FRANKLIN COUNTY, OHIO

***Statement of Net Position
Fiduciary Funds
December 31, 2024***

(Amounts in 000's)

	Private Purpose Trust Funds	Custodial Funds
Assets:		
Equity with County Treasurer (notes 1 & 4)	\$ -	\$ 161,438
Cash in segregated accounts (notes 1 & 4)	19	35,923
Property taxes receivable, net (note 6)	-	2,694,631
Total assets	<u>19</u>	<u>2,891,992</u>
Liabilities:		
Due to other governments	-	134,080
Total liabilities	<u>-</u>	<u>134,080</u>
Deferred inflows of resources:		
Property taxes	-	2,647,546
Total deferred inflows of resources	<u>-</u>	<u>2,647,546</u>
Net position:		
Restricted for individuals, organizations and other governments	<u>19</u>	<u>110,366</u>
Total net position	<u>\$ 19</u>	<u>\$ 110,366</u>

The notes to the basic financial statements are an integral part of this statement.

FRANKLIN COUNTY, OHIO

***Statement of Changes in Net Position
Fiduciary Funds
For the Year Ended December 31, 2024***

(Amounts in 000's)

	Private Purpose Trust Funds	Custodial Funds
Additions:		
Property and other taxes	\$ -	\$ 3,816,356
Licenses and permits	-	3,294
Fees and charges for services	-	264,750
Fines and forfeitures	-	40,393
Intergovernmental	-	32,401
Other	-	2,375
Total additions	-	4,159,569
Deductions:		
Taxes distributed to other governments	-	3,772,857
Payments made to other governments	-	5,601
Payments made on behalf of other governments	-	361,406
Total deductions	-	4,139,864
Net increase (decrease) in fiduciary net position	-	19,705
Net position - beginning	19	90,661
Net position - ending	\$ 19	\$ 110,366

The notes to the basic financial statements are an integral part of this statement.

***Notes to the Basic Financial Statements
For the Year Ended December 31, 2024***

Note 1 – Summary of Significant Accounting Policies

The accompanying financial statements have been prepared in conformity with generally accepted accounting principles (GAAP) as applied to governmental units. The Governmental Accounting Standards Board (GASB) is the standard-setting body for governmental accounting and financial reporting principles. Franklin County (the County and the primary government) follows GASB guidance as applicable to its governmental and business-type activities. The most significant of the County's accounting policies are described below.

A. Reporting Entity

Franklin County was formed in 1803 and is a political subdivision of the State of Ohio. The three Commissioners serve as the County's budgeting, taxing and contracting authority. The Auditor serves as the chief fiscal officer. The Treasurer serves as the custodian of funds. All are elected positions.

The reporting entity is comprised of the primary government and other organizations (component units) that are included to ensure that the financial statements are not misleading. The primary government consists of all funds, departments, boards and agencies that are not legally separate from the County and for which the Commissioners are financially accountable.

Component units are legally separate organizations for which the County is financially accountable. Financial accountability exists in situations where the Commissioners appoint a voting majority of the organization's governing board and (1) the County is able to significantly influence the programs or services provided by the organization; or (2) the County is legally entitled to or can otherwise access the organization's resources; the County is legally obligated or has otherwise assumed the responsibility to finance the deficits of, or provide financial support to, the organization; or the County is obligated for the debt of the organization. Component units may also include organizations for which the County approves the budget, the issuance of debt or the levying of taxes if there is also the potential for the organization to provide specific financial benefits to, or impose specific financial burdens on the County.

The component units' column on the government-wide financial statements includes the financial data of the County's discretely presented component units. They are reported in a separate column to emphasize their legal separation from the County. Condensed financial information for each component unit is provided in Note 19.

Franklin County Stadium, Inc. and Columbus Baseball Team, Inc. (Stadium and Team)

These two interrelated nonprofit corporations were organized under Ohio Revised Code (ORC) Chapter 1702 to provide entertainment and recreation in the stadium for the benefit and general welfare of the County. Upon dissolution of the corporations, their assets become the property of the Commissioners. The Franklin County Board of Parks and Recreation directs both the stadium and the team. While appointed by the Commissioners, the board operates autonomously and selects its own management.

FRANKLIN COUNTY, OHIO

***Notes to the Basic Financial Statements
For the Year Ended December 31, 2024***

Note 1 – Summary of Significant Accounting Policies (Continued)

The County owns the franchise for the team, entitling the County to field a team in the International League but without the authority to determine which team plays in the stadium. During 2007, the County issued special obligation bonds and notes for the construction of a new stadium (Huntington Park) and has pledged non-tax General Fund revenue for the related annual debt service, placing a financial burden on the County. The County owns the ballpark, and leases it to Stadium and Team through a lease agreement expiring in December 2033. See Note 8 for more information about the lease.

Franklin County Transportation Improvement District (FCTID) On March 12, 2019, the County created a transportation improvement district pursuant to Section 5540.02(A) of the Ohio Revised Code for the purpose of financing, constructing, maintaining, repairing and operating selected transportation projects. This FCTID includes all of the territory within the boundaries of Franklin County, Ohio, including all or portions of all of the political subdivisions within Franklin County.

The FCTID board of trustees are constituted, pursuant to ORC Sections 5540.02(A) and (C)(2) and are governed by a board of trustees consisting of five voting members appointed by and who serve at the pleasure of the Board of the Franklin County Commissioners, as well as, two nonvoting members appointed by the Speaker of the House of Representatives and the President of the Senate of the Ohio General Assembly.

Complete financial statements for each of the individual component units may be obtained from the unit's administrative office.

Franklin County Transportation
Improvement District
111 Liberty Street
Columbus, Ohio 43215

Franklin County Stadium
330 Huntington Park Lane
Columbus, Ohio 43215-9988

In the case of the entities listed below, the County serves as fiscal agent but is not financially accountable for their operations. Accordingly, the activities of these entities are presented as custodial funds within the basic financial statements.

Franklin County Public Health
Franklin County Soil and Water Conservation District
Mid-Ohio Regional Planning Commission
Franklin County Community Based Correctional Facility

The County's joint ventures and related organizations are listed below. A joint venture is a legal entity or other organization that results from a contractual arrangement, and that is owned, operated or governed by two or more participants as a separate and specific activity subject to joint control, in which the participants retain an ongoing financial interest or responsibility. For the related organizations, the County either appoints or acts as a member on the board, but the County's accountability for the organizations does not extend beyond the board membership, or the County receives financial benefit from the organization. See Notes 20 and 21, respectively, for more detail.

***Notes to the Basic Financial Statements
For the Year Ended December 31, 2024***

Note 1 – Summary of Significant Accounting Policies (Continued)

Joint Ventures

Affordable Housing Trust for Columbus and Franklin County
Columbus-Franklin County Finance Authority
Franklin Park Conservatory Joint Recreation District

Related Organizations and Other Agreements

Central Ohio Community Improvement Corporation
Columbus and Franklin County Metropolitan Park District
Columbus Metropolitan Housing Authority
Columbus Metropolitan Library
Franklin County Convention Facilities Authority
Franklin County Family and Children First Council
Franklin County Healthier Buckeye Council
Friends of the Shelter
Housing of City Prisoners
Rise Together Innovation Center
Aspyr Workforce Innovation Board (formerly Workforce Development Board)

B. Measurement Focus, Basis of Accounting and Financial Statement Presentation

Measurement Focus Measurement focus refers to *what* is expressed in reporting an entity's financial performance and position. A particular measurement focus is accomplished by considering *which* resources are measured. Changes in the economic resources are reflected as changes in net position (total assets and deferred outflows less total liabilities and deferred inflows). This focus is used in the government-wide, the proprietary fund and the fiduciary fund financial statements. Changes in the current financial resources focus on the transactions or events that have increased or decreased the resources available for spending in the near future. This focus is used in the governmental fund financial statements.

Basis of Accounting Basis of accounting determines when transactions are reported on the financial statements. Differences in the accrual and the modified accrual basis of accounting arise in the timing of recognition of revenue and the recording of unavailable revenue, and in the presentation of expenses versus expenditures. The government-wide, the proprietary fund and the fiduciary fund financial statements report transactions on the accrual basis. The governmental fund financial statements utilize the modified accrual method. On the modified accrual basis, revenue is recorded in the fiscal year in which the resources are measurable and become available. "Available" means that the resources will be collected soon enough to be used to pay liabilities of the current fiscal year. The County considers revenues to be available if collected within sixty days of year-end. Under the non-GAAP budgetary basis, transactions are recorded when cash is received or disbursed.

***Notes to the Basic Financial Statements
For the Year Ended December 31, 2024***

Note 1 – Summary of Significant Accounting Policies (Continued)

Revenues: Exchange and Non-exchange Transactions Revenue resulting from exchange transactions, in which each party gives and receives essentially equal value, is recorded on the accrual basis when the exchange takes place. Non-exchange transactions, in which the County receives value without directly giving equal value in return, include sales taxes, property taxes, grants, entitlements and donations. On the accrual basis, revenue from sales taxes is recognized in the period in which the taxable sale takes place.

On the modified accrual basis, revenue from transactions must also be available before it can be recognized. Under this basis, the following revenue sources are considered to be both measurable and available at year-end: sales taxes, interest, federal and state grants and subsidies, state-levied locally shared taxes (including motor vehicle license fees and gasoline taxes), fees and rentals.

Unearned Revenue Unearned revenue arises when assets are recognized before revenue recognition criteria have been satisfied. Grants and entitlements received before the eligibility requirements are met are recorded as unearned revenue.

Unavailable Revenue Resource inflows that do not qualify for recognition as revenue in a governmental fund because they are not yet considered to be available. Sales taxes collected by the State as of December 31, 2024 and due to the County have been recorded as unavailable revenue. Property taxes for which there is an enforceable legal claim as of December 31, 2024, but were levied to finance year 2025 operations, have been recorded as unavailable revenue. Also, grants and entitlements received before the eligibility requirements are met are recorded as unavailable revenue.

Expenses/Expenditures On the accrual basis of accounting, expenses are recognized at the time they are incurred. The measurement focus of governmental fund accounting is decreases in net financial resources (expenditures) rather than expenses. On the modified accrual basis, expenditures are generally recognized in the accounting period in which the related fund liability is incurred, if measurable, provided current financial resources are to be used. As a result, compensated absences and most claims and judgments are not recorded as expenditures or liabilities until current financial resources are required. Allocations of cost, such as depreciation and amortization, are not recognized in governmental funds.

Financial Statement Presentation The County's basic financial statements consist of government-wide statements displaying information about the County as a whole, and fund financial statements that provide a more detailed level of financial information.

***Notes to the Basic Financial Statements
For the Year Ended December 31, 2024***

Note 1 – Summary of Significant Accounting Policies (Continued)

Government-wide Financial Statements The government-wide financial statements are prepared using the economic resources measurement focus and the accrual basis of accounting. The statement of net position and the statement of activities include the non-fiduciary financial activities of the primary government and its component units. The statements distinguish between those primary government activities that are governmental (financed primarily by taxes and grants) and those that are business-type (relying significantly on user fees and charges). Component units are aggregated and shown in a single column, regardless of the type of underlying activity.

The statement of net position presents the financial condition of the governmental and business-type activities of the County and its component units at year-end. All assets, liabilities and deferrals associated with the operation of the County are included. Interfund receivables and payables within governmental activities and within business-type activities have been eliminated to minimize the duplicating effect on assets and liabilities within the governmental and business-type activities total columns. The balances of the internal service funds have been eliminated against the expenses and program revenues shown in governmental activities on the statement of activities.

The statement of activities demonstrates the degree to which the direct expenses are offset by program revenues for each function of the County's governmental activities, for each segment of the business-type activities of the County and for activities of the County's component units. This comparison of direct expenses with program revenues identifies the extent to which each segment or function is self-financing or draws from the County's general revenues. Direct expenses are those that are specifically associated with a service, program or department and therefore clearly identifiable to a particular function or segment. Program revenues include (1) charges paid by the recipient of the goods or services and (2) grants and contributions that are restricted to meeting the operational or capital requirements of a particular function or segment. Revenues that are not classified as program revenues are presented as general revenues of the County. The activities of the internal service funds and interfund activity within the same function have been eliminated to avoid duplicating revenues and expenses. However, interfund services provided and used between functions are not eliminated in the process of consolidation. The County does not allocate indirect expenses to functions or segments in the statement of activities.

Revenue from property taxes is recognized in the fiscal year for which the taxes are levied (see Note 6). Revenues from grants, entitlements and donations are recognized in the fiscal year in which all eligibility requirements have been satisfied. Eligibility requirements include timing requirements that specify the year when the resources are required to be used or the year when use is first permitted; matching requirements in which the County must provide local resources to be used for a specified purpose; and expenditure requirements in which the resources are provided to the County on a reimbursement basis.

Fund Financial Statements The County uses funds to segregate transactions related to certain functions or activities in order to aid financial management and demonstrate legal compliance. Separate financial statements present financial information at a more detailed level for governmental funds, proprietary funds and fiduciary funds, even though the latter are excluded from the government-wide financial statements. The governmental and enterprise fund financial statements focus on major funds, with each major fund presented in a separate column. Nonmajor funds are aggregated and presented in a single column. The County also maintains one internal service fund. Custodial funds, a type of fiduciary fund, are used to account for assets held by the government as agent for individuals, private organizations and other governments.

***Notes to the Basic Financial Statements
For the Year Ended December 31, 2024***

Note 1 – Summary of Significant Accounting Policies (Continued)

Governmental Funds Governmental funds are those through which most governmental functions are financed. All governmental funds are reported using the flow of current financial resources measurement focus and the modified accrual basis of accounting. With this measurement focus, only current assets, current liabilities and deferred inflows of resources generally are included on the balance sheet. Expendable assets are assigned to the various governmental funds according to the purposes for use. Current liabilities are assigned to the fund from which they will be paid. The difference between governmental fund assets, liabilities and deferred inflows of resources is reported as fund balance. The statement of revenues, expenditures and changes in fund balances reports on the sources (i.e., revenues and other financing sources) and uses (i.e., expenditures and other financing uses) of current financial resources. This approach differs from the manner in which the governmental activities of the government-wide financial statements are prepared. Reconciliation with brief explanations is included so as to better identify the relationship between the government-wide statements and the statements for governmental funds.

The following are the County's major governmental funds:

General Fund The General Fund is the primary operating fund and is available for any purpose, provided it is expended or transferred in accordance with state law. It accounts for all financial resources of the primary government not recorded elsewhere.

Board of Developmental Disabilities (FCBDD) Fund The FCBDD fund accounts for property taxes and federal and state grants restricted to expenditures for those services that benefit its clients. Expenditures include those for social service contracts, medical providers and the maintenance and operation of buildings and buses.

Children Services Board Fund The Children Services Board fund accounts for property taxes and federal and state funds restricted for programs designed to help abused, neglected, dependent and troubled children and their families.

Alcohol, Drug and Mental Health Board (ADAMH Board) Fund The ADAMH Board fund accounts for the provision of alcohol, drug addiction and mental health services to the public, generally through contracts with local mental health agencies. The largest revenue sources are property taxes, and federal and state funding.

Coronavirus Local Fiscal Recovery Fund The Coronavirus Local Fiscal Recovery fund accounts for the Coronavirus State and Local Fiscal Recovery Funds (SLFRF) program, a part of the American Rescue Plan, to deliver moneys to state, local, and Tribal governments across the Country to support their response to and recovery from the COVID-19 public health emergency.

The County's nonmajor governmental funds account for (1) grants and other resources where use is restricted to a particular purpose; (2) the accumulation of resources for, and payment of, the principal, interest and related costs for the County's long-term debt; and (3) financial resources used for the acquisition, construction or renovation of facilities (other than those financed by proprietary funds).

***Notes to the Basic Financial Statements
For the Year Ended December 31, 2024***

Note 1 – Summary of Significant Accounting Policies (Continued)

Proprietary Funds Proprietary fund reporting focuses on the determination of operating income, changes in net position, financial position and cash flows. Proprietary funds are classified as either enterprise or internal service. Like the government-wide statements, all proprietary funds are reported using the economic resources measurement focus and the accrual basis of accounting. All assets, deferred outflows, liabilities and deferred inflows associated with the operation of these funds are included on the statement of net position. The statement of revenues, expenses and changes in net position presents increases (i.e., revenues) and decreases (i.e., expenses) in net position. The statement of cash flows provides information about how the County finances and meets the cash flow needs of its proprietary activities.

Enterprise funds are used to account for operations that are financed and operated in a manner similar to private business enterprises. The County intends that the cost of providing services to the general public on a continuing basis be financed or recovered primarily through user charges. The County's enterprise funds are listed below:

Water and Sewer Fund The Water and Sewer fund accounts for the provision of water and sewer services to some parts of the County not serviced by others.

Parking Facilities Fund The Parking Facilities fund accounts for the fees and operations of parking facilities near County offices that serve County employees and the general public.

Internal service funds account for the financing of services provided by one agency to other agencies of the government on a cost-reimbursement basis. The County has an internal service fund to account for employee benefits.

Fiduciary Funds Fiduciary fund reporting focuses on net position and changes in net position. The fiduciary fund category is split into four classifications: pension trust funds, investment trust funds, private-purpose trust funds and custodial funds. Trust funds are used to account for assets held by the County under a trust agreement for individuals, private organizations, or other governments and are therefore not available to support the County's own programs. Custodial funds are used to report fiduciary activities that are not required to be reported in pension (and other employee benefit) trust funds, investment trust funds, or private-purpose trust funds. The County uses custodial funds to account for assets held in a purely custodial capacity as fiscal agent for other entities and for various taxes, state-shared revenues, and fines and forfeitures collected on behalf of and distributed to other local governments. Custodial fund transactions typically involve only the receipt, temporary investment and distribution of these resources.

***Notes to the Basic Financial Statements
For the Year Ended December 31, 2024***

Note 1 – Summary of Significant Accounting Policies (Continued)

C. Cash, Cash Equivalents and Investments

Cash resources of the majority of individual funds are combined to form a pool of cash and investments managed by the County Treasurer. Interest earned on investments is accrued as earned. Under existing Ohio law, all investment earnings are assigned to the General Fund unless contractually required to be credited to a specific fund. Distribution is made utilizing a formula based on the average monthly balance of cash and cash equivalents of all funds. Interest revenue credited to the General Fund (non-GAAP budgetary basis) during the year amounted to \$50,952,000 which includes \$37,141,000 assigned from other County Funds.

For reporting purposes, "Equity with County Treasurer" is defined as cash on hand, demand deposits and investments held in the County treasury. "Cash, cash equivalents and investments in segregated accounts" is defined as cash, deposits and investments not held in the treasury.

For cash flow reporting purposes, the County's proprietary funds consider cash and cash equivalents to be cash on hand, demand deposits and short-term investments with original maturities of three months or less from the date of acquisition. "Equity with County Treasurer" is considered to be cash and cash equivalents since these assets are available on demand.

The County's investment in the State Treasury Asset Reserve of Ohio (STAR Ohio) is an investment pool managed by the State Treasurer's Office which allows governments within the State to pool their funds for investment purposes. STAR Ohio is not registered with the SEC as an investment company, but has adopted Governmental Accounting Standards Board (GASB), Statement No. 79, *Certain External Investment Pools and Pool Participants*. The County measures their investment in STAR Ohio at the net asset value (NAV) per share provided by STAR Ohio. The NAV per share is calculated on an amortized cost basis that provides a NAV per share that approximates fair value. STAR Ohio reserves the right to limit participant transactions to \$250 million per day. Transactions in all of a participant's accounts will be combined for this purpose. Twenty-four hours advance notice to STAR Ohio is appreciated for purchases or redemptions of \$100 million or more. For 2024, there were no limitations or restrictions on any participant withdrawals due to redemption notice periods, liquidity fees, or redemption gates. Note 4 provides details regarding cash, cash equivalents and investments held by the County.

Investments held by the component units are considered available for sale and are stated at fair value. The component units use the specific identification cost method when calculating realized gains and losses on sales of investments.

D. Loans Receivable

"Loans receivable" consists of long-term revolving loans for housing and community development projects. The programs are primarily funded by a federal block grant, with a local match from the County. "Loans receivable" is offset by a credit to "Unearned revenue." The expenditure is recorded when the loan is made. The loans for which there is some doubt of collection are not included in the receivable.

***Notes to the Basic Financial Statements
For the Year Ended December 31, 2024***

Note 1 – Summary of Significant Accounting Policies (Continued)

E. Inventories

Inventories consist of expendable supplies held for consumption. Inventories are valued at cost using the first in/first out (FIFO) method and recorded as expenditures/expenses when used rather than when purchased.

F. Prepaid Items

Payments made to vendors for services that will benefit periods beyond December 31, 2024, are recorded as prepaid items in both the government-wide and fund financial statements. The consumption method is used, recording a current asset for the prepaid amount and reflecting the expenditure/expense in the year in which services are consumed.

G. Capital Assets

Capital assets are those assets not specifically related to activities reported in the proprietary funds and generally result from expenditures in the governmental funds. These assets are reported in the governmental activities column of the government-wide statement of net position but are not reported in the fund financial statements. Capital assets utilized by the proprietary funds are reported both in the business-type activities column of the government-wide statement of net position and in the respective fund financial statements.

Capital assets are capitalized at cost (or estimated historical cost) and updated for additions and retirements during the year. Donated capital assets, donated works of art and similar items, and capital assets received in a service concession arrangement are recorded at their acquisition value. For assets other than infrastructure, the County maintains a capitalization threshold of \$15,000 (amount not rounded), an estimated life of five or more years and a salvage value equal to 10 percent of the original cost for certain assets. The County’s infrastructure consists of roads, bridges, water lines and sewer lines, with a capitalization threshold of \$100,000. The costs of improvements and major renovations that extend the asset’s useful life are capitalized. Normal maintenance and repair costs that do not add to the value of the asset nor materially extend an asset’s life are not capitalized.

Capital assets are depreciated except for land and construction in progress. Improvements are depreciated over the remaining useful lives of the related capital assets. Useful lives for infrastructure have been estimated based on the County’s historical records of necessary improvements and replacement. Capital assets are shown net of accumulated depreciation. Depreciation and amortization of capitalized interest are computed using the straight-line method over the following estimated useful lives:

Buildings	30-50 years
Building improvements	10-25 years
Roads and bridges	37-50 years
Sewer and water lines	20-70 years
Machinery and equipment	5-20 years
Subscription based IT arrangements	5-10 years

***Notes to the Basic Financial Statements
For the Year Ended December 31, 2024***

Note 1 – Summary of Significant Accounting Policies (Continued)

Capital assets includes right to use lease assets. A right to use lease asset is a lessee's right to use an asset over the life of a lease. The asset is calculated as the initial amount of the lease liability, plus any lease payments made to the lessor before the lease commencement date, plus any initial direct costs incurred, minus any lease incentives received. The amortization period of the right of use asset is from the lease commencement date to the earlier of the end of the lease term or the end of the useful life of the asset. At the termination of a lease, the right to use asset and associated lease liability are removed from the books of the lessee. The difference between the two amounts is accounted for as a gain or loss at that time.

H. Deferred Outflows/Inflows of Resources

In addition to assets, the statement of financial position will sometimes report a separate section for deferred outflows of resources. This separate financial statement element, *deferred outflows of resources*, represents a consumption of net assets that applies to a future period(s) and so will *not* be recognized as an outflow of resources (expense/expenditure) until then. For the County, deferred outflows of resources are reported on the government-wide statement of net position for deferred charges on refunding, pension and for other postemployment benefits (OPEB). A deferred charge on refunding results from the difference in the carrying value of refunding debt and its reacquisition price. This amount is deferred and amortized over the shorter of the life of the refunded or refunding debt. The deferred outflows of resources related to pension and OPEB are explained in Notes 14 and 15.

In addition to liabilities, the statement of financial position will sometimes report a separate section for deferred inflows of resources. This separate financial statement element, *deferred inflows of resources*, represents an acquisition of net assets that applies to a future period(s) and so will *not* be recognized as an inflow of resources (revenue) until that time. For the County, deferred inflows of resources include property taxes, pension, OPEB and unavailable revenue. On the government-wide statement of net position and governmental funds balance sheet, property taxes that are intended to finance future fiscal periods are reported as deferred inflows. In addition, the governmental funds balance sheet reports deferred inflows which arise only under a modified accrual basis of accounting. Accordingly, the item, *unavailable revenue*, is reported only in the governmental funds balance sheet. The governmental funds report unavailable revenues from property taxes. These amounts are deferred and recognized as an inflow of resources in the period that the amounts become available. Deferred inflows of resources related to pension and OPEB are reported on the government-wide statement of net position explained in Notes 14 and 15.

I. Pensions/Other Postemployment Benefits (OPEB)

For purposes of measuring the net pension and net OPEB liability/asset, deferred outflows of resources and deferred inflows of resources related to pensions and OPEB, and pension and OPEB expense, information about the fiduciary net position of the pension and OPEB plans and additions to/deductions from their fiduciary net position have been determined on the same basis as they are reported by the pension and OPEB systems. For this purpose, benefit payments (including refunds of employee contributions) are recognized when due and payable in accordance with the benefit terms. The pension and OPEB systems report investments at fair value. Each year's net pension and net OPEB liability/asset liquidation are proportionately funded by the governmental and enterprise funds containing payroll expenditures (see Notes 14 and 15).

***Notes to the Basic Financial Statements
For the Year Ended December 31, 2024***

Note 1 – Summary of Significant Accounting Policies (Continued)

J. Interfund Balances

Activity between funds that represents lending/borrowing arrangements outstanding, and unpaid interfund services at the end of the fiscal year are referred to as “Due to/from other funds” or “Advances to/from other funds.” Interfund receivables and payables within governmental activities and within business-type activities have been eliminated in the government-wide statement of net position; any residual outstanding between the governmental activities and business-type activities are reported as “Internal balances.”

K. Accrued Liabilities and Long-term Obligations

All payables, accrued liabilities and long-term obligations are reported on the government-wide statement of net position, and all payables, accrued liabilities and long-term obligations payable from proprietary funds are reported on the proprietary fund financial statements. Bond premiums and discounts are deferred and amortized over the life of the bonds using the effective interest method.

Bonds payable are reported net of the applicable bond premium or discount. Debt issuance costs, except any portion related to prepaid insurance costs, are recognized as an expense in the period incurred.

In general, governmental fund payables and accrued liabilities that, once incurred, are paid in full from current financial resources are reported as obligations of the funds. However, claims and judgments, compensated absences, net pension liability and net OPEB liability/asset that will be paid from governmental funds are reported as a liability in the fund financial statements only to the extent that they are due for payment during the current year. Bonds, loans and leases are recognized as liabilities on the fund financial statements when due.

L. Leases and Subscription Based Information Technology Arrangements (SBITAs)

The County is the lessor/lessee (as defined by GASB 87) in various leases related to buildings and other equipment under noncancelable leases. Lease receivables/deferred inflow of resources and intangible right to use asset/lease payable are reflected in the financial statements. The County has entered into noncancelable SBITA contracts (as defined by GASB 96) for several types of software. Subscription assets/liabilities are reflected in the financial statements.

M. Self-insurance

The Commissioners have formed the Franklin County Cooperative Health Benefits Program (the Program) to provide multiple employee health care benefit plans. Approximately 5,500 County employees and 300 employees of other political subdivisions are covered by the Program. Premiums are established based on an independent actuarial evaluation and are designed to be sufficient to cover all incurred claims and build a reserve for this joint self-insurance arrangement. If the reserve is insufficient at any point in time to cover catastrophic losses, the losses will be covered by the County’s General Fund with adjustments made to future premium rates. The County is the predominant participant, and activities related to the Program are reported in the Employee Benefits internal service fund. The County has recorded a liability at year-end in the Employee Benefits fund for pending claims and incurred but unreported claims.

***Notes to the Basic Financial Statements
For the Year Ended December 31, 2024***

Note 1 – Summary of Significant Accounting Policies (Continued)

Beginning in 2012 the County began to self-insure its workers' compensation costs. Charges are established based on an independent actuarial evaluation and are designed to be sufficient to cover all incurred claims and maintain a reserve for this self-insurance arrangement. If the reserve is insufficient at any point in time to cover claims, the claims will be covered by the County's General Fund with adjustments made to future charge rates. The County is the only participant and activities related to the program are reported in the Employee Benefits internal service fund.

The County maintains comprehensive insurance coverage with private carriers for real property, building contents and vehicles in a maximum amount of \$500 million (blanket limit) with a \$100,000 deductible clause. In addition, the County self-insures its general liability coverage, except for medical malpractice insurance for the Sheriff's Inmate Medical Care Program, which covers the doctors, nurses, and the County's various liability with respect thereto. The commercial coverage for this medical malpractice insurance has a \$1 million per occurrence limit with a \$3 million per year aggregate limit and a \$6 million maximum policy limit.

N. Compensated Absences

The County permits employees to accumulate earned but unused vacation and sick leave benefits. Vacation benefits are accrued as a liability in the government-wide and proprietary fund financial statements when the benefits are earned if (1) the vacation leave is related to services already rendered and (2) it is more likely than not that the employee will be compensated through time off or some other means in a future period. Sick leave benefits are accrued in the government-wide and proprietary fund financial statements using the vesting method. The sick leave liability is based on accumulated sick leave and employee wage rates at December 31 for those employees who are currently eligible to receive termination benefits and those the County has identified as more likely than not of receiving payment in the future. A liability for compensated absences is recorded in governmental funds only if they have matured, for example as a result of employee resignation or retirement.

The criteria for determining vacation and sick leave liabilities are based on Commissioners' policies for compensated absences. The policies set by negotiated agreements and by other appointing authorities may vary slightly. Vacation and sick leave are accumulated based on hours worked. Vacation pay is fully vested after one year of full-time service. By Ohio law, accumulated vacation cannot exceed three times the annual accumulation rate for an employee. There is no limit for the accumulation of sick leave.

Employees with eight to eighteen years of service at time of separation or retirement receive payment for one-fourth of their accumulated sick leave. Employees with eighteen or more years of service receive payment for one-half of their accumulated sick leave. All payments are made at the employee's current wage rate.

O. Settlement Monies

Ohio has reached settlement agreements with various distributors of opioids which are subject to the OneOhio memorandum of understanding. The original settlement was reached in 2021 with annual payments anticipated through 2038. For 2024, distributions of \$4,645,000 are reflected as miscellaneous revenue in the OneOhio Special Revenue Fund in the accompanying financial statements.

***Notes to the Basic Financial Statements
For the Year Ended December 31, 2024***

Note 1 – Summary of Significant Accounting Policies (Continued)

P. Fund Balance

Fund balance is divided into five classifications based primarily on the extent to which the County is bound to observe constraints imposed upon the use of the resources in the governmental funds. The classifications are as follows:

Nonspendable – The nonspendable fund balance category includes amounts that cannot be spent because they are not in spendable form, or legally or contractually required to be maintained intact. The “not in spendable form” criterion includes items that are not expected to be converted to cash. It also includes the long-term amount of loans receivable, as well as property acquired for resale, unless the use of the proceeds from the collection of those receivables or from the sale of those properties is restricted, committed, or assigned.

Restricted – Fund balance is reported as restricted when constraints placed on the use of resources are either externally imposed by creditors (such as through debt covenants), grantors, contributors, or laws or regulations of other governments or is imposed by law through constitutional provisions or enabling legislation.

Enabling legislation authorizes the County to assess, levy, charge, or otherwise mandate payment of resources (from external resource providers) and includes a legally enforceable requirement that those resources be used only for the specific purposes stipulated in the legislation. Legal enforceability means that the County can be compelled by an external party—such as citizens, public interest groups, or the judiciary to use resources created by enabling legislation only for the purposes specified by the legislation.

Committed – The committed fund balance classification includes amounts that can be used only for the specific purposes imposed by formal action (resolution) of the Board of County Commissioners. Those committed amounts cannot be used for any other purpose unless the Board of County Commissioners removes or changes the specified use by taking the same type of action (resolution) it employed to previously commit those amounts. In contrast to fund balance that is restricted by enabling legislation, committed fund balance classification may be redeployed for other purposes with appropriate due process. Constraints imposed on the use of committed amounts are imposed by the Board of County Commissioners, separate from the authorization to raise the underlying revenue; therefore, compliance with these constraints are not considered to be legally enforceable. Committed fund balance also incorporates contractual obligations to the extent that existing resources in the fund have been specifically committed for use in satisfying those contractual requirements.

***Notes to the Basic Financial Statements
For the Year Ended December 31, 2024***

Note 1 – Summary of Significant Accounting Policies (Continued)

Assigned – Amounts in the assigned fund balance classification are intended to be used by the County for specific purposes but do not meet the criteria to be classified as restricted or committed. The Board of County Commissioners may assign fund balance as it does when appropriating fund balance to cover a gap between estimated revenue and appropriations in the subsequent year’s appropriated budget. In governmental funds other than the General Fund, assigned fund balance represents the remaining amount that is not restricted or committed. In the General Fund, assigned amounts represent intended uses established by the Board of County Commissioners. Unlike commitments, assignments generally only exist temporarily and additional action does not normally have to be taken for the removal of an assignment.

Unassigned – Unassigned fund balance is the residual classification for the General Fund and includes all spendable amounts not contained in the other classifications. In other governmental funds, the unassigned classification is used only to report a deficit balance resulting from overspending for specific purposes for which amounts had been restricted, committed, or assigned.

The County applies restricted resources first when expenditures are incurred for purposes for which either restricted or unrestricted (committed, assigned, and unassigned) amounts are available. Similarly, within unrestricted fund balance, committed amounts are reduced first followed by assigned, and then unassigned amounts when expenditures are incurred for purposes for which amounts in any of the unrestricted fund balance classifications could be used.

Q. *Net Position*

Net position represents the difference between assets, deferred outflows, liabilities and deferred inflows. Net investment in capital assets consist of capital assets, net of accumulated depreciation, reduced by the outstanding balances of any borrowing used for the acquisition, construction or improvement of those assets. Net position is reported as restricted when there are limitations imposed on its use through external restrictions imposed by creditors or grantors, or laws or regulations of other governments. Restricted resources are applied when an expense is incurred for purposes for which both restricted and unrestricted net position is available.

R. *Operating Revenues and Expenses*

Operating revenues are those revenues that are generated directly from the primary activity of the proprietary funds. For the County, these revenues are charges for water and sewer services and for use of the parking facilities. Operating expenses are necessary costs incurred to provide the services that are the primary activities of the fund. Revenues and expenses not meeting this definition are reported as non-operating revenues and expenses.

***Notes to the Basic Financial Statements
For the Year Ended December 31, 2024***

Note 1 – Summary of Significant Accounting Policies (Continued)

S. Capital Contributions

Capital contributions are made from the federal, state, and other participating local governments to the governmental funds for construction projects. For business-type activities, capital contributions arise from contributions of capital assets, tap-in fees to the extent they exceed the cost of the connection to the system, or from grants or outside contributions of resources restricted to capital acquisition and construction.

T. Interfund Activity

Transfers between governmental and business-type activities on the government-wide statements are reported in the same manner as general revenues. Exchange transactions between funds are reported as revenues in the seller funds and as expenditures/expenses in the purchaser funds. Flows of cash or goods from one fund to another without a requirement for repayment are reported as interfund transfers. Interfund transfers are reported as other financing sources/uses in governmental funds and after non-operating revenues/expenses in proprietary funds.

U. Estimates

The preparation of the financial statements in conformity with GAAP requires management to make estimates and assumptions that affect the amounts reported in the financial statements and accompanying notes. Actual results may differ from those estimates.

V. Fair Value

The County categorizes its fair value measurements within the fair value hierarchy established by generally accepted accounting principles. The hierarchy is based on the valuation inputs used to measure the fair value of the asset. Level 1 inputs are quoted prices in active markets for identical assets. Level 2 inputs are significant other observable inputs; Level 3 inputs are significant unobservable inputs.

***Notes to the Basic Financial Statements
For the Year Ended December 31, 2024***

Note 2 – Changes in Accounting Principles

During the year, the County did not adopt any GASB Statements.

Other pronouncements (listed below) have been issued by the GASB. The County intends to adopt these pronouncements at the required time. The County has not determined the effect that adoption of these statements will have on its financial statements.

- Statement No. 102, *Certain Risk Disclosures* effective for fiscal years beginning after June 15, 2024.
- Statement No. 103, *Financial Reporting Model Improvements* effective for fiscal years beginning after June 15, 2025.
- Statement No. 104, *Disclosure of Certain Capital Assets* effective for fiscal years beginning after June 15, 2025.

Note 3 – Budgetary Information and Compliance

In accordance with Ohio law, annual budgets are adopted for the General Fund, special revenue funds, debt service funds, capital projects funds, and proprietary funds. The Franklin County Budget Commission, composed of the Auditor, Treasurer and Prosecutor, approves tax budgets and certificates of estimated resources for the County itself and for schools, municipalities, townships and other agencies that are funded by tax dollars. The certificate of estimated resources issued by the Budget Commission states the projected revenue of each fund and establishes a limit on the amount the County may appropriate. The County's total contemplated expenditures from any fund during the fiscal year cannot exceed the amount available as stated in the certificate of estimated resources. On or about January 1, the certificate of estimated resources is amended to include any unencumbered fund balances from the preceding year. During the year, as actual revenues vary from the estimates, the certificate may be amended further if an estimate needs either to be increased or decreased. Such amendments were made during 2024. The amounts reported as the original budget reflect the amounts in the amended certificate of estimated resources in place on the date the operating budget is adopted. The amounts reported as the final budgeted amounts in the budgetary statements reflect the amounts in the final amended certificate issued for 2024.

The appropriations resolution is the Commissioners' authorization to spend resources. The resolution sets annual limits on expenditures plus encumbrances at the major object level within a fund, thereby establishing the legal level of control. The Commissioners passed the 2024 appropriation resolution on December 12, 2023. Revisions to the original budget require a resolution signed by at least two Commissioners. Supplemental appropriations were made during 2024. Under Ohio law, budgetary appropriations may not exceed estimated resources, with a balanced budget maintained in each fund. At the end of the year, all encumbrances are canceled and all appropriations lapse, reverting to the respective funds from which they were appropriated.

No nonmajor governmental funds had a negative fund balance on the GAAP basis.

FRANKLIN COUNTY, OHIO

Notes to the Basic Financial Statements
For the Year Ended December 31, 2024

Note 3 – Budgetary Information and Compliance (Continued)

The County reports financial position, results of operations and changes in fund balance based on GAAP. State law also requires the County to account for transactions on a non-GAAP budgetary basis of cash receipts, cash disbursements and encumbrances. The major differences between the non-GAAP budgetary basis and the GAAP basis are that:

1. Revenues are recorded when received in cash (budget) as opposed to when susceptible to accrual (GAAP).
2. Expenditures/expenses are recorded when paid in cash (budget) as opposed to when the liability is incurred (GAAP).
3. Borrowing arrangements between funds are treated as revenues and expenditures (budget) as opposed to increases and decreases in assets and liabilities (GAAP).

The statement of revenues, expenditures and changes in fund balances – budget and actual (non-GAAP budgetary basis) is presented in the basic financial statements for the General Fund and major special revenue funds. Adjustments necessary to reconcile the results of operations at the end of the year between the GAAP basis and the non-GAAP budgetary basis are as follows:

Net Change in Fund Balance (Deficit)					
General and Major Special Revenue Funds					
(Amounts in 000's)					
	General	FCBDD	Children Services Board	ADAMH Board	Coronavirus Local Fiscal Recovery
GAAP basis	\$ (11,580)	\$ (11,265)	\$ (20,400)	\$ (14,025)	\$ -
Net adjustment for revenue accruals	(33,579)	(55)	(396)	3,588	(84,732)
Net adjustment for expenditure accruals	7,557	1,614	1,027	(5,736)	-
Differences in reporting for interfund balances	80	-	-	-	-
Funds budgeted as Special Revenue Funds	(209)	-	-	-	-
Non-GAAP budgetary basis	\$ (37,731)	\$ (9,706)	\$ (19,769)	\$ (16,173)	\$ (84,732)

***Notes to the Basic Financial Statements
For the Year Ended December 31, 2024***

Note 4 – Cash, Deposits and Investments

Moneys held by the County are classified by state statute into two categories. Active moneys are public moneys determined to be necessary to meet current demands upon the County treasury. Active moneys must be maintained either as cash in the County treasury, in commercial accounts payable or able to be withdrawn on demand, including negotiable order of withdrawal (NOW) accounts, or in money market deposit accounts. Moneys held by the County that are not considered active are classified as inactive. Inactive moneys may be deposited or invested in authorized securities in accordance with the Franklin County Treasurer Investment and Depository Policy, as adopted by majority vote of the Investment Advisory Committee.

Primary Government

Deposits: Deposits include amounts held in demand accounts and savings accounts. At year-end, the carrying amount of the County's deposits was \$122,651,000. The bank balances totaled \$126,676,000.

Custodial credit risk is the risk that, in the event of bank failure, the County's deposits may not be returned. Public depositories must give security for all public funds on deposit. These limitations may either specifically collateralize individual accounts in addition to amounts insured by the Federal Deposit Insurance Corporation (FDIC), or may pledge a single pool of collateral for the benefit of every depositor via the Ohio Pooled Collateral Program administered by the Treasurer of State. Specific collateral must equal or exceed 105 percent of the carrying value of assets, whereas pooled collateral must equal or exceed 102 percent or lesser amount as determined by the Treasurer of State. Although all statutory and policy requirements for the deposit of money have been followed, noncompliance with federal requirements could potentially subject the County to a successful claim by the FDIC.

Investments: The following securities are authorized investments under both the County's policy and the ORC:

1. United States Treasury notes, bills, bonds, or other obligation or security issued by the Treasury, any other obligation guaranteed as to principal and interest by the United States, or any book entry, zero-coupon security that is a direct obligation of the United States.
2. Bonds, notes, debentures, or any other obligations or securities issued directly by any federal government agency or instrumentality.
3. Bonds and other obligations of the State of Ohio or its political subdivisions, provided that such political subdivisions are located wholly or partly within the County.

***Notes to the Basic Financial Statements
For the Year Ended December 31, 2024***

Note 4 – Cash, Deposits and Investments (Continued)

4. The State Treasurer's investment pool (STAR Ohio).
5. No-load money market mutual funds consisting exclusively of obligations described in (1) or (2) and repurchase agreements secured by such obligations, provided that the investments are made only through eligible institutions.
6. Up to fifteen percent of the County's total average portfolio in notes issued by corporations that are incorporated under the laws of the United States and that are operating within the United States, or by depository institutions that are doing business under authority granted by the United States or any state and that are operating within the United States, provided both of the following apply:
 - a. The notes are rated in the three highest categories by at least two nationally recognized standard rating services at the time of purchase.
 - b. The notes mature not later than three years after purchase.
7. Up to forty percent of the County's total average portfolio in either of the following:
 - a. High grade commercial paper when the aggregate value of the notes does not exceed ten percent of the aggregate value of the outstanding commercial paper of the issuing corporation, and the notes mature no later than 270 days after purchase.
 - b. Bankers acceptances of banks insured by the FDIC when the obligations are eligible for purchase by the Federal Reserve System and mature no later than 180 days after purchase.
8. High-grade debt interests issued by foreign nations diplomatically recognized by the U.S. government. All interest and principal shall be denominated and payable in U.S. funds. In the aggregate, this investment shall not exceed two percent of a two-year rolling average of the County's portfolio and shall mature no later than five years after purchase.
9. Written repurchase agreements in the securities described in (1) or (2) provided that the market value of the agreement be at least two percent and be marked to market daily, and that the term of the agreement must not exceed thirty days.

Investments in derivative securities, reverse repurchase agreements and collateralized mortgage obligations are prohibited. The issuance of taxable notes for the purpose of arbitrage, the use of leverage and purchases on margin or short sale are also prohibited. An investment must mature within five years from the date of purchase unless matched to a specific County obligation or debt.

FRANKLIN COUNTY, OHIO

***Notes to the Basic Financial Statements
For the Year Ended December 31, 2024***

Note 4 – Cash, Deposits and Investments (Continued)

The County categorizes its fair value measurements within the fair value hierarchy established by generally accepted accounting principles. The hierarchy is based on the valuation inputs used to measure the fair value of the asset. Level 1 inputs are quoted prices in active markets for identical assets; Level 2 inputs are significant other observable inputs; Level 3 inputs are significant unobservable inputs.

As of December 31, 2024, the primary government had the following investments (based on quoted market prices) and maturities:

(Amounts in 000's, Time in Years)					
Investment Type	Fair Value	Less than 1	1 – 2	2 – 5	% of Portfolio
U.S. Treasuries	\$ 485,544	\$ 28,731	\$ 129,515	\$ 327,298	33.07%
FFCB notes	322,801	118,119	19,276	185,406	21.99%
FHLB notes	183,253	69,152	67,637	46,464	12.48%
FHLMC notes	85,696	64,528	13,522	7,646	5.84%
FNMA notes	69,616	69,616	-	-	4.74%
Foreign bonds	32,714	10,835	8,875	13,004	2.23%
Municipal bonds	103,634	6,818	16,148	80,668	7.06%
Commercial paper	89,284	80,148	9,136	-	6.08%
Corporate notes	63,465	-	21,123	42,342	4.32%
Money markets	1,001	1,001	-	-	0.07%
STAR Ohio	31,089	31,089	-	-	2.12%
Total investments	<u>\$ 1,468,097</u>	<u>\$ 480,037</u>	<u>\$ 285,232</u>	<u>\$ 702,828</u>	<u>100.00%</u>

Interest rate risk: Interest rate risk arises because potential purchasers of debt securities will not agree to pay face value for those securities if interest rates subsequently increase. The ORC and the Investment and Depository Policy of the County limit the purchase of securities to those with a maturity of no more than five years from the date of purchase unless matched to a specific obligation or debt of the County.

Credit risk: Credit risk is the risk of loss due to the failure of the security issuer to pay principal or interest, or the failure of the issuer to make timely payments of principal or interest. The ORC limits investments in commercial paper, corporate bonds, municipal bonds and mutual bond funds to the top two ratings issued by nationally recognized statistical rating organizations at the time of purchase. All U.S. Treasuries and federal agency notes had a rating of AA+ from Standard & Poor's, and Aaa from Moody's. All municipal bonds had a rating of AAA from Standard & Poor's, and Aa2 from Moody's. Investments in commercial paper were rated A1 by Standard & Poor's and P1 by Moody's. The ORC limits investments in foreign bonds to the top three ratings issued by nationally recognized statistical rating organizations at the time of purchase. The State of Israel Bonds were rated A+ by Standard & Poor's, and A1 by Moody's. Standard & Poor's has assigned STAR Ohio an AAAM money market rating. The County had investments in two other money market accounts at year-end, each rated AAAM by Standard & Poor's and Aaa by Moody's.

FRANKLIN COUNTY, OHIO

**Notes to the Basic Financial Statements
For the Year Ended December 31, 2024**

Note 4 – Cash, Deposits and Investments (Continued)

Concentration of credit risk: The County’s investment policy provides for diversification to avoid undue concentration in securities of one type or securities of one issuer. This restriction does not apply to obligations guaranteed by the U.S. government. Of the County’s total investments, 12.48 percent are FHLB notes, 5.84 percent are FHLMC notes, 4.74 percent are FNMA notes, 21.99 percent are FFCB notes, 33.07 percent are U.S. Treasuries, 7.06 percent are municipal bonds, and 6.08 percent are commercial paper. All other investment types are less than nine percent of the County’s total investments.

Custodial credit risk: For an investment, the custodial credit risk is the risk that, in the event of the failure of the counterparty, the County will not be able to recover the value of the investments or collateral securities that are in the possession of an outside party. In order to mitigate custodial risk, the County purchases its investments only through an approved broker/dealer or institution. Further, payment for investments is made only upon delivery of the securities representing the investments to the Treasurer or qualified trustee or, if the securities are not represented by a certificate, upon receipt of confirmation of transfer from the custodian.

Component Units

Deposits: All monies are deposited into banks or investment companies designated by each component unit’s governing board. Funds not needed for immediate expenditure may be deposited in interest bearing or non-interest-bearing accounts, or U.S. government obligations. Security shall be furnished for all deposits, whether interest bearing or non-interest bearing, except that no such security is required for U.S. government obligations.

Custodial risk is the risk that, in the event of bank failure, the deposits of the component unit might not be recovered. At December 31, 2024, discretely presented component units held demand deposits with a carrying value of \$8,737,000. The bank balances totaled \$4,787,000.

Investments: As of December 31, 2024, the component units had the following investments (based on quoted market prices) and maturities (where applicable):

(Amounts in 000's, Time in Years)			
Investment Type	Fair Value	Less than 1	% of Portfolio
Managed equity account	\$ 10,600	\$ 10,600	89.23%
Cash surrender value of life insurance	1,279	1,279	10.77%
Total investments	\$ 11,879	\$ 11,879	100.00%

Interest rate risk: The component units do not have policies limiting investment maturities as a means of managing exposure to fair value losses arising from increasing interest rates.

Credit risk: Component units do not place a limit on the ratings of their securities other than the ORC requirements.

FRANKLIN COUNTY, OHIO

**Notes to the Basic Financial Statements
For the Year Ended December 31, 2024**

Note 4 – Cash, Deposits and Investments (Continued)

Concentration of credit risk: The component units do not place a limit on the amount that may be invested in any one issuer.

Custodial credit risk: For an investment, the custodial credit risk is the risk that, in the event of the failure of the counterparty to a transaction, the component unit will not be able to recover the value of the investments or collateral securities that are in the possession of an outside party. In order to mitigate custodial risk, the component units purchase their investments only through an approved broker/dealer or institution.

Reconciliation to Statement of Net Position

The deposits and investments reconcile to the statements of net position as follows:

	(Amounts in 000's)		
	Primary Government	Component Units	Total
Deposits and investments:			
Carrying amount of deposits	\$ 122,651	\$ 8,737	\$ 131,388
Fair value of investments	1,468,097	11,879	1,479,976
Total deposits and investments	<u>\$ 1,590,748</u>	<u>\$ 20,616</u>	<u>\$ 1,611,364</u>
Per statement of net position:			
Equity with County Treasurer	\$ 1,391,419	\$ -	\$ 1,391,419
Cash and investments in segregated accounts	1,949	20,616	22,565
	<u>1,393,368</u>	<u>20,616</u>	<u>1,413,984</u>
Per statement of fiduciary net position:			
Equity with County Treasurer	161,438	-	161,438
Cash and investments in segregated accounts	35,942	-	35,942
	<u>197,380</u>	<u>-</u>	<u>197,380</u>
Total per statements of net position	<u>\$ 1,590,748</u>	<u>\$ 20,616</u>	<u>\$ 1,611,364</u>

FRANKLIN COUNTY, OHIO

**Notes to the Basic Financial Statements
For the Year Ended December 31, 2024**

Note 5 – Interfund Balances and Transfers

Interfund balances consisted of the following:

A. Due to/from Other Funds

These balances resulted primarily from the time lag between the dates that interfund goods and services are provided or reimbursable expenditures occur and payments between funds are made.

(Amounts in 000's)		
Receivable Fund	Payable Fund	Amount
General	Board of Developmental Disabilities	\$ 1
	Children Services Board	7
	Nonmajor governmental funds	548
	Enterprise funds	7
	Internal service fund	36
		599
Children Services Board	Nonmajor governmental funds	10
Nonmajor governmental funds	General Fund	50
	Nonmajor governmental funds	29
		79
Enterprise	General Fund	10
	Nonmajor governmental funds	1
		11
		\$ 699

B. Advances to/from Other Funds

The following loans between funds, in anticipation of grant revenue, are long-term in nature and are classified as advances. The amounts payable to the General Fund relate to working capital loans made to several nonmajor governmental funds. The advances at December 31, 2024 are as follows.

(Amounts in 000's)		
Receivable Fund	Payable Fund	Amount
General	ADAMH Board	\$ 10,000
	Nonmajor governmental funds	1,045
		\$ 11,045

FRANKLIN COUNTY, OHIO

***Notes to the Basic Financial Statements
For the Year Ended December 31, 2024***

Note 5 – Interfund Balances and Transfers (Continued)

C. Interfund Transfers

Transfers are used to move revenues from the fund that collects them in accordance with statute or budget to the fund that is required to expend them in accordance with statute or budget; to segregate money for anticipated capital projects; to provide resources for current operations; or to service debt. Of the amounts transferred out of the General Fund \$35,055,000 was to service debt, \$18,125,000 was for public assistance, and \$1,000,000 was for capital projects, with the remainder to provide resources to various funds for current operations.

(Amounts in 000's)			
Transfer in			
Transfer Out	Nonmajor Govtl. Funds	Enterprise	Total
General	\$ 69,227	\$ 6,326	\$75,553
Nonmajor govtl.	252	-	252
	\$ 69,479	\$ 6,326	\$75,805

***Notes to the Basic Financial Statements
For the Year Ended December 31, 2024***

Note 6 – Property Taxes

Property taxes include amounts levied against all real and public utility property in Franklin County.

Real property taxes for 2024 are levied after October 1, 2024, on the assessed value as of January 1, 2024, the lien date. Assessed values are established by state law at thirty-five percent of the appraised value. Real property taxes for 2023 are collected in 2024 and are intended to finance 2024 expenditures. The total assessed value upon which the 2024 real estate tax collection was based was \$48,516,036,000. The full tax rate for the 2024 collection applied to real property for all County units was \$18.82 per \$1,000 of assessed valuation.

Public utility real property is subject to tax. The total assessed value upon which the 2024 tax collection was based was \$1,679,045,000.

The County Treasurer bills and collects property taxes on behalf of all taxing districts within Franklin County. The Auditor periodically remits to the taxing districts their portion of the taxes collected. Collection of the taxes and remittance to the taxing districts are accounted for in various County custodial funds.

“Property taxes receivable” represents delinquent real property and public utility taxes outstanding as of the last settlement, and current real property and public utility taxes that were measurable at year-end for which there is an enforceable legal claim. In the fund financial statements, receivables are offset by deferred inflows of resources since these taxes were not levied to finance 2024 operations. In the full accrual government-wide financial statements, collectible delinquent property taxes have been recorded as revenue while the remainder of the receivable is a deferred inflow of resources.

The County uses actual billings to estimate taxes receivable by using an estimate based on the tax rate multiplied by property value. The collection of substantially all real property and public utility taxes both current and delinquent is reasonably assured because of the County's ability to force foreclosure of the properties on which the taxes are levied.

FRANKLIN COUNTY, OHIO

**Notes to the Basic Financial Statements
For the Year Ended December 31, 2024**

Note 7 – Notes Receivable

In 2009, the County authorized an interest free economic development loan to the Community Improvement Corporation of Gahanna (Gahanna CIC) for \$2,600,000. At December 31, 2024, the County recorded a note receivable in the amount of \$1,192,000, with a similar commitment of the fund balance in the General Fund.

In 2020, the County executed an additional modification of the lease/purchase agreement with the Franklin County Agricultural Society (the Fair Board) for the purchase of land used for the Franklin County Fair. The initial loan amount was \$299,000 with the Fair Board making an initial payment in the amount of \$150,000. The note calls for the Fair Board to make the remaining payments annually on the anniversary date of the note. As part of the note, the Fair Board and the County agreed that if the Fair Board pays one-half of the annual payment on a timely basis, the remaining one-half of the payment due shall be forgiven by the County and the total payment due shall be deemed satisfied in full.

In 2024, the ADAMH Board executed a Capital Bridge Loan to New Housing Ohio for the purchase of a residential care facility in the amount of \$1,000,000. The note had a term of thirty years commencing in 2024 and ending in 2054. However, New Housing Ohio repaid \$900,000 of the note in 2024 and is anticipated to repay the remaining \$100,000 in 2025.

The following is a summary of the future payments to be received by the County for the notes:

(Amounts in 000's)				
	Gahanna CIC	Franklin County Fair Board	New Housing Ohio	Total
2025	\$ 78	\$ 25	\$ 100	\$ 203
2026	93	24	-	117
2027	93	-	-	93
2028	93	-	-	93
2029	93	-	-	93
2030-2034	464	-	-	464
2035-2037	278	-	-	278
	\$ 1,192	\$ 49	\$ 100	\$ 1,341

FRANKLIN COUNTY, OHIO

***Notes to the Basic Financial Statements
For the Year Ended December 31, 2024***

Note 8 – Leases - Lessor Disclosure

During 2009, the County completed construction on Huntington Park, which has been leased to the Stadium and Team, a component unit of the County. The lease was initiated in April 2009 and expires December 2033. The terms of the lease agreement require the Stadium and Team to pay for operating expenses and leasehold improvements of the stadium. In addition, the Stadium and Team shall pay, as rent, an amount equal to the debt service of the financing package issued under the County’s name for the construction of Huntington Park. Minimum annual rent may vary between years as a result of the anticipated debt service payments and is subject to change as a portion of the financing consists of bond anticipation notes. The asset is recorded as a capital asset of the County as follows:

(Amounts in 000’s)	
Acquisition cost	\$ 64,114
Less: accumulated depreciation	(15,486)
Carrying amount	\$ 48,628

During the current year, the County recognized \$1,635,000 of deferred inflows as revenue associated with this leasing arrangement. The Stadium and Team may renew the lease for two consecutive ten-year terms under similar terms upon thirty days written notice prior to the end of the lease term. Future payments under the non-cancellable operating lease are as follows:

Huntington Park (Amounts in 000’s)			
	Principal	Interest	Total
2025	\$ 1,270	\$ 544	\$ 1,814
2026	1,465	541	2,006
2027	1,545	473	2,018
2028	1,630	402	2,032
2029	1,725	329	2,054
2030-2032	5,770	510	6,280
	\$ 13,405	\$ 2,799	\$ 16,204

FRANKLIN COUNTY, OHIO

Notes to the Basic Financial Statements
For the Year Ended December 31, 2024

Note 9 - Capital Assets

Capital asset activity of the primary government for the year ended December 31, 2024, is shown below:

Capital Assets				
Primary Government - Governmental Activities				
(Amounts in 000's)				
	Beginning Balance	Additions	Reductions	Ending Balance
Capital assets, not being depreciated:				
Land	\$ 76,882	\$ 3,943	\$ (617)	\$ 80,208
Lease land	4,789	-	-	4,789
Construction in progress	453,015	56,852	(396,200)	113,667
Total nondepreciable capital assets	534,686	60,795	(396,817)	198,664
Capital assets, being depreciated:				
Buildings and improvements	737,761	382,506	(22,741)	1,097,526
Lease buildings	29,374	3,185	(3,875)	28,684
Infrastructure	330,478	30,052	(132)	360,398
Machinery and equipment	109,130	12,634	(4,496)	117,268
Lease machinery and equipment	245	-	-	245
Subscription based IT arrangements	34,353	12,138	(14,073)	32,418
	1,241,341	440,515	(45,317)	1,636,539
Less accumulated depreciation for:				
Buildings and improvements	(329,058)	(21,760)	16,540	(334,278)
Lease buildings	(7,263)	(2,713)	3,138	(6,838)
Infrastructure	(132,717)	(6,266)	109	(138,874)
Machinery and equipment	(78,011)	(7,555)	4,277	(81,289)
Lease machinery and equipment	(20)	(49)	-	(69)
Subscription based IT arrangements	(6,450)	(3,444)	166	(9,728)
	(553,519)	(41,787)	24,230	(571,076)
Total depreciable capital assets, net	687,822	398,728	(21,087)	1,065,463
Total capital assets, net	\$ 1,222,508	\$ 459,523	\$ (417,904)	\$ 1,264,127

FRANKLIN COUNTY, OHIO

Notes to the Basic Financial Statements
For the Year Ended December 31, 2024

Note 9 - Capital Assets (Continued)

Capital Assets				
Primary Government – Business-type Activities				
(Amounts in 000's)				
	Beginning			Ending
	Balance	Additions	Reductions	Balance
Capital assets, not being depreciated:				
Land	\$ 487	\$ -	\$ -	\$ 487
Construction in progress	1,364	10,493	-	11,857
Total nondepreciable capital assets	<u>1,851</u>	<u>10,493</u>	<u>-</u>	<u>12,344</u>
Capital assets, being depreciated:				
Buildings and improvements	19,165	-	-	19,165
Infrastructure	92,819	594	-	93,413
Machinery and equipment	3,442	46	(301)	3,187
	<u>115,426</u>	<u>640</u>	<u>(301)</u>	<u>115,765</u>
Less accumulated depreciation for:				
Buildings and improvements	(11,121)	(640)	-	(11,761)
Infrastructure	(15,370)	(1,276)	-	(16,646)
Machinery and equipment	(2,205)	(217)	301	(2,121)
	<u>(28,696)</u>	<u>(2,133)</u>	<u>301</u>	<u>(30,528)</u>
Total depreciable capital assets, net	<u>86,730</u>	<u>(1,493)</u>	<u>-</u>	<u>85,237</u>
Total capital assets, net	<u>\$ 88,581</u>	<u>\$ 9,000</u>	<u>\$ -</u>	<u>\$ 97,581</u>

Depreciation expense was charged to functional programs of the primary government as follows:

(Amounts in 000's)	
Governmental activities:	
General government	\$ 15,605
Judicial	4,350
Public safety	7,005
Human services	3,089
Health	2,899
Public works	7,809
Conservation and recreation	973
Community and economic development	57
	<u>\$ 41,787</u>
Business-type activities:	
Water and sewer	\$ 1,390
Parking facilities	743
	<u>\$ 2,133</u>

FRANKLIN COUNTY, OHIO

Notes to the Basic Financial Statements
For the Year Ended December 31, 2024

Note 9 - Capital Assets (Continued)

Capital asset activity of the component units for the year ended December 31, 2024, was as follows:

Capital Assets Component Units (Amounts in 000's)				
	Beginning Balance	Additions	Reductions	Ending Balance
Capital assets, not being depreciated:				
Construction in progress	\$ 116	\$ -	\$ (116)	\$ -
Total nondepreciable capital assets	116	-	(116)	-
Capital assets, being depreciated:				
Buildings and improvements	4,394	196	-	4,590
Machinery and equipment	4,010	353	-	4,363
	8,404	549	-	8,953
Less accumulated depreciation for:				
Buildings and improvements	(1,430)	(234)	-	(1,664)
Machinery and equipment	(3,572)	(86)	-	(3,658)
	(5,002)	(320)	-	(5,322)
Total depreciable capital assets, net	3,402	229	-	3,631
Total capital assets, net	\$ 3,518	\$ 229	\$ (116)	\$ 3,631

Depreciation expense reported by component units was as follows:

(Amounts in 000's)	
Stadium and Team	\$ 320

FRANKLIN COUNTY, OHIO

Notes to the Basic Financial Statements
For the Year Ended December 31, 2024

Note 9 - Capital Assets (Continued)

Net Investment in Capital Assets

The composition of net investment in capital assets as of December 31, 2024, is shown below:

Net Investment in Capital Assets				
(Amounts in 000's)				
	Primary Government			Component Units
	Governmental Activities	Business-Type Activities	Total	
Capital assets, net of accumulated depreciation:				
Nondepreciable	\$ 198,664	\$ 12,344	\$ 211,008	\$ -
Depreciable	1,065,463	85,237	1,150,700	3,631
Capital-related deferred outflows of resources:				
Deferred charges	10,551	431	10,982	-
Outstanding principal of capital-related debt:				
General obligation bonds	(131,980)	(6,375)	(138,355)	-
Special obligation bonds	(215,140)	-	(215,140)	-
General obligation notes	(2,383)	-	(2,383)	-
Special obligation loans	(3,889)	(22,660)	(26,549)	-
Capital-related retainage payable	(3,437)	(402)	(3,839)	-
Capital-related accounts payable	(2,950)	-	(2,950)	-
Unamortized bond premiums and discounts	(38,345)	(155)	(38,500)	-
Financed purchase lease obligations	(11,872)	-	(11,872)	-
Lease liability - lease assets	(26,425)	-	(26,425)	-
Lease liability - SBITAs	(16,715)	-	(16,715)	-
Total net investment in capital assets	\$ 821,542	\$ 68,420	\$ 889,962	\$ 3,631

FRANKLIN COUNTY, OHIO

**Notes to the Basic Financial Statements
For the Year Ended December 31, 2024**

Note 10 – Long-term Liabilities

A. Long-term Debt Summary

The original issue date, final maturity date, interest rate and original issuance amount for the County’s long-term bonds, notes, and loans currently outstanding follows:

Long-term Debt Summary – Governmental Activities (Amounts in 000’s)				
	Original Issue Date	Final Maturity	Interest Rate	Original Issue Amount
General obligation bonds and notes:				
Bonds:				
Series 2015 Refunding Animal Shelter Project	05/13/2015	12/01/2031	3.25 to 5.00%	\$ 4,975
Series 2015 Refunding Courthouse Project	05/13/2015	12/01/2031	3.25 to 5.00%	63,215
Series 2016 Refunding Government Center	12/28/2016	12/01/2028	2.00 to 5.00%	10,930
Series 2016 Board of Elections Facility	12/28/2016	12/01/2031	2.00 to 5.00%	7,500
Series 2019 Refunding	11/26/2019	12/01/2029	1.93%	8,720
Series 2021A Refunding	07/07/2021	12/01/2038	0.95 to 4.00%	32,065
Series 2021B Refunding	07/07/2021	06/01/2033	0.35 to 5.00%	40,640
Notes:				
Series 2013B Energy Conservation	05/23/2013	12/01/2028	3.32%	3,806
				171,851
Special obligation bonds, notes and loans:				
Taxable				
Series 2007 Stadium Facility Project Bonds	09/26/2007	12/01/2032	5.00 to 5.58%	27,500
Tax-Exempt				
Series 2018 Sales Tax Revenue Bonds	06/05/2018	06/01/2048	3.09 to 5.00%	250,000
				277,500
Loans:				
Ohio Public Works Commission (OPWC)				
Scioto-Darby Creek Road	08/01/2005	01/01/2027	0.00%	1,631
Havens Corners Rd at Reynoldsburg-New	07/01/2008	07/01/2028	0.00%	475
Tuttle Crossing Boulevard	01/01/2010	01/01/2030	0.00%	3,635
Alum Creek Drive at Rohr Road	01/01/2022	07/01/2032	0.00%	364
Sunbury Road at Woodward Avenue	01/01/2024	01/01/2044	0.00%	750
Hayden Run Bridge over Scioto River	07/01/2023	07/01/2043	0.00%	1,292
Alton & Darby Creek Bridge over Lover Groff	07/01/2023	07/01/2043	0.00%	630
				8,777
				\$ 458,128

FRANKLIN COUNTY, OHIO

Notes to the Basic Financial Statements
For the Year Ended December 31, 2024

Note 10 – Long-term Liabilities (Continued)

Long-term Debt Summary – Business-type Activities				
(Amounts in 000's)				
	Original Issue Date	Final Maturity	Interest Rate	Original Issue Amount
General obligation bonds:				
Series 2016 Parking Facilities	12/28/2016	12/01/2026	2.00 to 5.00%	\$ 4,000
Series 2021B Refunding Sanitary Sewer	07/07/2021	06/01/2033	0.35 to 5.00%	5,990
				9,990
Special obligation loans:				
Ohio Water Development Authority (OWDA) loans:				
Darbydale Sewer	08/10/2005	07/01/2025	3.98%	1,150
Timberlake Water Treatment	09/28/2006	07/01/2031	0.00 to 3.25%	2,723
Timberlake Wastewater	12/10/2009	07/01/2031	2.62 to 3.25%	2,576
Mon-E-Bak Sewer	01/27/2011	01/01/2033	3.77%	1,957
Oakhurst Knolls Wastewater	08/29/2013	07/01/2034	3.42%	284
Eureka Park Sanitary Sewer	05/28/2015	07/01/2035	2.26%	951
Darbydale Wastewater Upgrades	06/29/2017	01/01/2040	0.89%	4,299
Oakhurst Knolls Wastewater	05/31/2018	07/01/2040	2.15%	688
Little Farms Subdivision Waterline Replace	01/01/2022	07/01/2041	0.72%	3,167
Mon-E-Bak & Brown Rd E Sanitary Sewer	01/01/2022	07/01/2031	0.00%	1,362
Little Farms Waterline Replace Phase 2	01/01/2023	07/01/2042	0.37%	1,619
Ferris Road Sanitary Sewer Improvements	01/01/2024	07/01/2028	0.00%	256
Sanitary Sewer Collections System - N. Hague	07/01/2024	01/01/2029	0.00%	414
Mon-E-Bak - Browns Rd. E. Sanitary Sewer	01/01/2024	07/01/2033	0.00%	503
Inah Avenue - Gladys Road Sanitary Sewer	01/01/2026	07/01/2045	0.00%	1,962
Ohio Public Works Commission (OPWC) loans:				
Water Quality Wastewater	07/01/2005	07/01/2026	0.00%	3,711
Darbydale Wastewater	01/01/2008	01/01/2028	0.00%	1,883
Eureka Park Sanitary Sewer	07/01/2011	07/01/2043	0.00%	693
Leonard Park Waterline Extension	07/01/2013	01/01/2045	0.00%	2,438
Darbydale Wastewater Upgrades	07/01/2016	07/01/2049	0.00%	5,000
Oakhurst Knolls Wastewater Treatment	07/01/2017	07/01/2050	0.00%	4,732
Inah Avenue - Gladys Road Sanitary Sewer	01/01/2025	01/01/2055	0.00%	363
				42,731
				\$ 52,721

For bonds, interest rates vary over the term of the bond per a set schedule and none are demand bonds.

***Notes to the Basic Financial Statements
For the Year Ended December 31, 2024***

Note 10 – Long-term Liabilities (Continued)

B. New Issues

Ohio Public Works Commission Loan (\$1,292,000) In 2024, the County entered into a loan agreement with the Ohio Public Works Commission for the Hayden Run Bridge over the Scioto River bridge improvement project. The term of the loan is twenty (20) years with an interest rate of 0.0%.

Ohio Public Works Commission Loan (\$630,000) In 2024, the County entered into a loan agreement with the Ohio Public Works Commission for the Alton and Darby Creek Bridge over Lover Groff bridge improvement project. The term of the loan is twenty (20) years with an interest rate of 0.0%.

Ohio Public Works Commission Loan (\$363,000) In 2024, the County entered into a loan agreement with the Ohio Public Works Commission for the Inah Avenue – Gladys Road Sanitary Sewer improvements project. The term of the loan is thirty (30) years with an interest rate of 0.0%.

Ohio Water Development Authority Loan (\$1,962,000) In 2024, the County entered into a loan agreement with the Ohio Water Development Authority for the Inah Avenue – Gladys Road Sanitary Sewer improvements project. The term of the loan is twenty (20) years with an interest rate of 0.0%.

FRANKLIN COUNTY, OHIO

Notes to the Basic Financial Statements
For the Year Ended December 31, 2024

Note 10 – Long-term Liabilities (Continued)

C. Changes in Long-term Liabilities

Primary Government Changes in governmental activity long-term obligations during the year, including new issuances, consisted of the following:

Changes in Long-term Liabilities - Governmental Activities					
(Amounts in 000's)					
	Beginning Balance	Additions	Reductions	Ending Balance	Due in One Year
General obligation bonds and notes:					
Bonds:					
Series 2015 Refunding	\$ 63,235	\$ -	\$ -	\$ 63,235	\$ 7,115
Series 2016 Refunding	6,015	-	(1,090)	4,925	1,145
Series 2016 Board of Elections Facility	5,800	-	(610)	5,190	640
Series 2019 Refunding	5,430	-	(860)	4,570	875
Series 2021A Refunding	29,250	-	(2,235)	27,015	2,325
Series 2021B Refunding	38,825	-	(11,780)	27,045	4,490
Notes:					
Series 2013 Energy Conservation	2,975	-	(592)	2,383	594
	<u>151,530</u>	<u>-</u>	<u>(17,167)</u>	<u>134,363</u>	<u>17,184</u>
Unamortized amounts:					
Bond premiums and discounts	41,397	-	(3,052)	38,345	-
	<u>192,927</u>	<u>-</u>	<u>(20,219)</u>	<u>172,708</u>	<u>17,184</u>
Special obligation bonds, notes and loans:					
Taxable					
Series 2007 Stadium Facility Project Bonds	14,835	-	(1,315)	13,520	1,385
Series 2018 Sales Tax Revenue Bonds	206,095	-	(4,475)	201,620	4,705
	<u>220,930</u>	<u>-</u>	<u>(5,790)</u>	<u>215,140</u>	<u>6,090</u>
Ohio Public Works Commission loans:					
Havens Corners Road at					
Reynoldsburg-New Albany Road	119	-	(36)	83	12
Scioto-Darby Creek Road	449	-	(123)	326	41
Tuttle Crossing Boulevard	1,181	-	(272)	909	91
Alum Creek Drive at Rohr Road	309	-	(54)	255	18
Sunbury Road at Woodward Avenue	696	5	(52)	649	17
Hayden Run Bridge over Scioto River	-	1,216	-	1,216	61
Alton and Darby Creek Bridge	-	451	-	451	23
	<u>2,754</u>	<u>1,672</u>	<u>(537)</u>	<u>3,889</u>	<u>263</u>
	<u>223,684</u>	<u>1,672</u>	<u>(6,327)</u>	<u>219,029</u>	<u>6,353</u>
Other long-term obligations:					
Compensated absences (net change)	74,593	4,583	-	79,176	4,799
Workers compensation	1,372	2,251	(2,355)	1,268	527
Lease liability - financed purchase	13,314	-	(1,442)	11,872	1,522
Lease liability - lease assets	26,648	3,185	(3,408)	26,425	2,575
Subscription liability - IT arrangements	18,325	6,989	(8,599)	16,715	2,634
Net pension liability	750,409	-	(18,735)	731,674	-
Net OPEB liability	15,342	-	(15,342)	-	-
	<u>900,003</u>	<u>17,008</u>	<u>(49,881)</u>	<u>867,130</u>	<u>12,057</u>
	<u>\$ 1,316,614</u>	<u>\$ 18,680</u>	<u>\$ (76,427)</u>	<u>\$ 1,258,867</u>	<u>\$ 35,594</u>

FRANKLIN COUNTY, OHIO

Notes to the Basic Financial Statements
For the Year Ended December 31, 2024

Note 10 – Long-term Liabilities (Continued)

Changes in business-type long-term obligations during the year, including new issuances, consisted of the following.

Changes in Long-term Liabilities – Business-type Activities					
(Amounts in 000's)					
	Beginning Balance	Additions	Reductions	Ending Balance	Due in One Year
General obligation bonds and notes:					
Series 2016 Parking Facilities	\$ 1,350	\$ -	\$ (430)	\$ 920	\$ 450
Series 2021B Refunding Sanitary Sewer	5,790	-	(335)	5,455	375
	<u>7,140</u>	<u>-</u>	<u>(765)</u>	<u>6,375</u>	<u>825</u>
Unamortized amounts:					
Bond premiums and discounts	181	-	(26)	155	-
	<u>7,321</u>	<u>-</u>	<u>(791)</u>	<u>6,530</u>	<u>825</u>
Special obligation loans:					
OWDA loans:					
Darbydale Sewer	121	-	(80)	41	41
Timberlake Water Treatment	829	-	(110)	719	111
Timberlake Wastewater	636	-	(77)	559	84
Mon-E-Bak Sewer	1,044	-	(100)	944	103
Oakhurst Knolls Wastewater	159	-	(13)	146	15
Eureka Park Sanitary Sewer Line	528	-	(41)	487	42
Darbydale Wastewater	2,773	-	(161)	2,612	201
Oakhurst Knolls Wastewater	53	-	2	55	3
Century Acres Wastewater	59	-	(59)	-	-
Little Farms Subdivision Waterline	2,231	-	(111)	2,120	129
Mon-E-Bak & Brown Rd Sanitary	689	-	(92)	597	92
Little Farms Waterline Phase 2	1,492	-	(78)	1,414	79
Ferris Road Sanitary Sewer Improv.	175	18	(51)	142	35
Sanitary Sewer Collections - N. Hague	393	21	(41)	373	83
Mon-E-Bak - Brown Rd. Sanitary Sewer	478	-	(51)	427	50
Inah Ave. - Gladys Rd. Sanitary Sewer	55	49	-	104	21
OPWC loans:					
Water Quality Wastewater	2,247	-	(160)	2,087	161
Darbydale Wastewater	424	-	(95)	329	94
Eureka Park Sanitary Sewer	493	-	(21)	472	21
Leonard Park Waterline Extension	775	-	(34)	741	34
Darbydale Wastewater	4,250	-	(167)	4,083	167
Oakhurst Knolls Wastewater	3,985	-	(140)	3,845	140
Inah Ave. - Gladys Rd. Sanitary Sewer	-	363	-	363	12
	<u>23,889</u>	<u>451</u>	<u>(1,680)</u>	<u>22,660</u>	<u>1,718</u>
Other long-term obligations:					
Compensated absences (net change)	118	26	-	144	7
Net pension liability	2,148	-	(46)	2,102	-
Net OPEB liability	45	-	(45)	-	-
	<u>\$ 33,521</u>	<u>\$ 477</u>	<u>\$ (2,562)</u>	<u>\$ 31,436</u>	<u>\$ 2,550</u>

FRANKLIN COUNTY, OHIO

**Notes to the Basic Financial Statements
For the Year Ended December 31, 2024**

Note 10 – Long-term Liabilities (Continued)

Component Units The component units have no bonded debt. At December 31, 2024, long-term liabilities consisted of \$0 in notes payable, \$926,000 in compensated absences and \$1,892,000 in unearned revenue.

D. Future Debt Service Requirements

The following is a summary of the County’s estimated future annual debt service requirements:

Governmental Activities (Amounts in 000's)						
	Bonds				Loans	
	General Obligation		Special Obligation		Special Obligation	
	Principal	Interest	Principal	Interest	Principal	Interest
2025	\$ 16,590	\$ 4,414	\$ 6,090	\$ 10,286	\$ 263	\$ -
2026	16,345	3,832	6,410	9,967	442	-
2027	16,955	3,254	6,745	9,632	442	-
2028	16,660	2,643	7,095	9,279	442	-
2029	15,300	2,001	7,440	8,937	377	-
2030-2034	41,400	3,506	38,020	39,582	774	-
2035-2039	8,730	474	40,160	31,016	592	-
2040-2044	-	-	51,565	19,607	557	-
2045-2048	-	-	51,615	5,323	-	-
	<u>\$ 131,980</u>	<u>\$ 20,124</u>	<u>\$ 215,140</u>	<u>\$ 143,629</u>	<u>\$ 3,889</u>	<u>\$ -</u>
Notes						
	General Obligation		Total			
	Principal	Interest	Principal	Interest		
2025	\$ 594	\$ 79	\$ 23,537	\$ 14,779		
2026	595	59	23,792	13,858		
2027	597	40	24,739	12,926		
2028	597	20	24,794	11,942		
2029	-	-	23,117	10,938		
2030-2034	-	-	80,194	43,088		
2035-2039	-	-	49,482	31,490		
2040-2044	-	-	52,122	19,607		
2045-2048	-	-	51,615	5,323		
	<u>\$ 2,383</u>	<u>\$ 198</u>	<u>\$ 353,392</u>	<u>\$ 163,951</u>		

FRANKLIN COUNTY, OHIO

**Notes to the Basic Financial Statements
For the Year Ended December 31, 2024**

Note 10 – Long-term Liabilities (Continued)

Business-type Activities (Amounts in 000's)							
	Bonds		Loans		Total		
	General Obligation		Special Obligation		Principal	Interest	
	Principal	Interest	Principal	Interest			
2025	\$ 825	\$ 123	\$ 1,718	\$ 112	\$ 2,543	\$ 235	
2026	895	98	1,682	100	2,577	198	
2027	430	70	1,687	89	2,117	159	
2028	525	64	1,645	78	2,170	142	
2029	625	57	1,526	66	2,151	123	
2030-2034	3,075	104	6,050	168	9,125	272	
2035-2039	-	-	4,035	39	4,035	39	
2040-2044	-	-	2,304	3	2,304	3	
2045-2049	-	-	1,604	-	1,604	-	
2050-2054	-	-	409	-	409	-	
	\$ 6,375	\$ 516	\$ 22,660	\$ 655	\$ 29,035	\$ 1,171	

E. Funds Used to Retire Long-term Liabilities

All general obligation bonds are supported by the full faith and credit of the County. General obligation bonds of governmental activities will be paid with \$131,980,000 from taxes and lease revenues (Notes 6 and 8). General obligation bonds and special obligation loans of business-type activities will be paid from revenues generated from Water and Sewer and Parking Facilities activities. Net pension liability and net OPEB liability/asset will be paid from the fund from which the employee is paid which in prior years has been primarily the General Fund and the Board of Developmental Disabilities Fund. Lease and subscription obligations will be paid from the fund that supports the department using the underlying asset, also typical of past treatment.

The taxable special obligations (the “Stadium Facility Bonds”) in the amount of \$13,520,000 are not general obligations of the County, but are payable solely from the proceeds derived from the operation, lease, sale, or other disposition of a County park and recreation facility, including a baseball stadium and from the following non-tax revenue sources that are deposited in the County’s General Fund: (i) fines and forfeitures, (ii) fees imposed from licenses and permits, (iii) investment earning on any fund or account of the County, including the County’s General Fund, that are credited to the County’s General Fund, (iv) proceeds from the sale of capital assets, (v) charges for services, and (vi) other revenues, including but not limited to, rental income, gifts and donations and payments received as reimbursement (the “Pledged Revenues”). Annual principal and interest payments on the special obligations are expected to require less than 12.1 percent of the pledged revenues within the County’s General Fund. There were principal payments of \$1,315,000 in 2024. Interest charges amounted to \$822,000, while pledged revenue amounted to \$153,092,000. The County has covenanted to appropriate each year a sufficient amount of the Pledged Revenues to pay the debt service required in such year.

FRANKLIN COUNTY, OHIO

**Notes to the Basic Financial Statements
For the Year Ended December 31, 2024**

Note 10 – Long-term Liabilities (Continued)

From the original proceeds of the Stadium Facility Bonds and Notes, \$4,100,000 was deposited in the Stadium Debt Service fund to be applied to the payment of interest during the construction phase of the project. As of December 31, 2024, the fund balance of the Stadium Debt Service fund was \$179,000. In addition, the Commissioners have designated \$3,644,000 of the fund balance in the General Fund to secure the pledge for the payment of the debt service on the special obligations from the County's Pledged Revenues.

The obligations of business-type activities are payable in part from the proceeds derived from water and sewer fees and charges for services and the operations of parking facilities. In addition, amounts may be paid from other non-tax revenue sources that are deposited in the County's General Fund.

F. Debt Limitations

The ORC provides that the net general obligation debt of the County, exclusive of certain exempt debt, issued without a vote of the electors should not exceed one percent of the total assessed valuation of the County. The ORC further provides that the total voted and unvoted net debt of the County less the same exempt debt should not exceed a sum equal to three percent of the first \$100,000,000 of the assessed valuation, plus one and one-half percent of such valuation in excess of \$100,000,000 and not in excess of \$300,000,000, plus two and one-half percent of such valuation in excess of \$300,000,000. The effects of the debt limitations at December 31, 2024, are an overall debt margin of \$1,134,999,000 and an unvoted debt margin of \$375,412,000.

G. Optional Redemption

Certain bonds issued by the County are subject to redemption at the County's option. When partial redemption of any of the following bonds is authorized, the bond registrar will select bonds or portions thereof by lot within a maturity in such manner as the bond registrar may determine, provided, however, that the portion of any bond so selected will be in the amount of \$5,000 or an integral multiple thereof. In each case, accrued interest will be paid to the date fixed for redemption. The following schedule summarizes the bond issues subject to optional redemption, the relevant maturity dates, the redemption dates and the redemption rates:

Bonds	Maturity Date	Redemption Dates (Dates Inclusive)	Redemption Prices
Series 2015 Refunding	after 12/01/2026	12/01/2025 and thereafter	100%
Series 2016 Refunding & BOE Facility	after 12/01/2026	12/01/2026 and thereafter	100%
Series 2018 Various Purpose	on or after 06/01/2029	06/01/2028 and thereafter	100%
Series 2021A Refunding	after 12/01/2030	06/01/2031 and thereafter	100%
Series 2021B Refunding	on or after 06/01/2032	06/01/2031 and thereafter	100%

FRANKLIN COUNTY, OHIO

***Notes to the Basic Financial Statements
For the Year Ended December 31, 2024***

Note 11 – Leases - Lessee Disclosure and Subscription-Based Information Technology Arrangements

A. Lease Liability – Financed Purchases

The County leases buildings and various equipment through lease arrangements. Some of the lease agreements qualify as financed purchase arrangements for accounting purposes and, therefore, have been recorded at the present value of their future minimum lease payments as of the inception date. Payments are made from the funds that purchase the assets. The assets acquired through financed purchase arrangements are as follows:

(Amounts in 000's)	
	Primary Government
Buildings and improvements	\$ 23,798
Machinery and equipment	64
Less accumulated depreciation	(13,473)
	\$ 10,389

The following table represents the principal and interest requirements to maturity:

(Amounts in 000's)		
	Principal	Interest
2025	\$ 1,522	\$ 601
2026	1,606	517
2027	1,694	429
2028	1,787	336
2029	1,886	237
2030-2031	3,377	161
	\$ 11,872	\$ 2,281

FRANKLIN COUNTY, OHIO

***Notes to the Basic Financial Statements
For the Year Ended December 31, 2024***

Note 11 – Leases - Lessee Disclosure and Subscription-Based Information Technology Arrangements (Continued)

B. Lease Liability – Lease Assets

The County has entered various contracts for land, office space, and machinery and equipment that conveys control of the right to use another entity's nonfinancial asset (the underlying asset) as specified in the contract for a period of time. The basis and terms of these contracts vary and range from five to fifty years.

During the period there were no outflows of resources recognized for variable payments not previously included in the measurement of the lease liability. During the period there were also no outflows of resources recognized for other payments, such as residual value guarantees or termination penalties, not previously included in the measurement of the lease liability. During the period the County recorded a lease modification which resulted in the termination of a previously recorded lease and the subsequent recording of a lease liability and asset under the new lease terms. The County recognized a gain as a result of this transaction. There were no commitments under leases before the commencement of the lease term.

The following table represents the principal and interest requirements to maturity:

	(Amounts in 000's)	
	Principal	Interest
2025	\$ 2,575	\$ 2,340
2026	1,739	2,156
2027	1,846	1,996
2028	1,402	1,833
2029	1,103	1,725
2030-2034	7,830	6,728
2035-2038	9,930	1,908
	<u>\$ 26,425</u>	<u>\$ 18,686</u>

***Notes to the Basic Financial Statements
For the Year Ended December 31, 2024***

Note 11 – Leases - Lessee Disclosure and Subscription-Based Information Technology Arrangements (Continued)

C. Subscription-Based Information Technology Arrangements

The County has entered various subscription-based information technology arrangements (SBITAs). A SBITA is defined as a contract that conveys control of the right to use another party’s (a SBITA vendor’s) information technology (IT) software, alone or in combination with tangible capital assets (the underlying IT assets), as specified in the contract for a period of time in an exchange or exchange-like transaction. The subscription term includes the period during which the County has a noncancellable right to use the underlying IT assets. The subscription term also includes periods covered by an option to extend (if it is reasonably certain that the County or the SBITA vendor will exercise that option) or to terminate (if it is reasonably certain that the County or SBITA vendor will not exercise that option). The basis and terms of these arrangements vary and range from five to ten years.

Under these arrangements the County recognizes a right-to- use subscription asset – an intangible asset – and a corresponding subscription liability. The County recognizes the subscription liability at the commencement of the subscription term, which is when the subscription asset is placed into service. The subscription liability is initially measured at the present value of subscription payments expected to be made during the subscription term.

During the period there were no outflows of resources recognized for variable payments not previously included in the measurement of the subscription liability. During the period there were also no outflows of resources recognized for other payments, such as termination penalties, not previously included in the measurement of the subscription liability. There were no commitments under SBITAs before the commencement of the subscription term.

(Amounts in 000's)		
	Principal	Interest
2025	\$ 2,634	\$ 1,201
2026	2,885	1,028
2027	3,127	837
2028	2,514	630
2029	1,888	454
2030-2032	3,667	613
	\$ 16,715	\$ 4,763

FRANKLIN COUNTY, OHIO

**Notes to the Basic Financial Statements
For the Year Ended December 31, 2024**

Note 12 – Contingencies and Commitments

A. Contingent Liabilities

The County has received federal and state grants for specific purposes that are subject to review and audit by the grantor agencies or their designee. At December 31, 2024, the audits of certain programs had not been completed. These audits could lead to a request for reimbursement to the grantor agency for expenditures disallowed under terms of the grant. Based on prior experience, the County believes such disallowances, if any, will be immaterial.

There are claims and lawsuits pending against the County. The Prosecuting Attorney has used his best judgment as legal counsel for the County to estimate the possible liability that the County could incur. The Prosecuting Attorney estimates approximately \$384,000 to be accrued to offset expected liability and/or settlements arising from the current pending lawsuits. A potential liability also exists relating to the decision by Franklin County and the City of Columbus agreeing to provide service credit in the Ohio Public Employees Retirement System for some current and former employees of the non-profit Franklin County Public Defender Office that were hired between November 1, 1992 and December 31, 1998. The amount of the liability is estimated not to exceed \$3,000,000, with up to \$1,000,000 to be reimbursed by the City of Columbus. The actual liability is dependent on the number of employees who file for service credit and the number of claims accepted by the Ohio Public Employees Retirement System.

By resolution, the Commissioners have designated amounts in the fund balance of the General Fund to be used for expenditures in future years. The Commissioners set aside \$92,000,000 for “rainy day” purposes. In addition, the Commissioners have committed \$3,644,000 to secure the pledge for the payment of debt service on the Stadium Facility Bonds and Note.

B. Commitments

The County had several outstanding capital projects as of December 31, 2024, including software development projects and various construction projects. The projects include the following major commitments:

(Amounts in 000's)

Project	Phase	Spent to Date	Commitment Remaining
Road and bridge projects	Construction	\$ 23,021	\$ 37,453
Facility renovations	Construction	34,306	24,579
Corrections Center (Phase 2B)	Construction	-	5,554
Crisis Center	Construction	52,849	4,667
Software development	Development	715	2,495
		<u>\$ 110,891</u>	<u>\$ 74,748</u>

***Notes to the Basic Financial Statements
For the Year Ended December 31, 2024***

Note 12 – Contingencies and Commitments (Continued)

In 2019 the County approved the Intergovernmental Agreement and Development Agreement between Franklin County, the City of Columbus, Crew SC Stadium Company, Crew SC Development Company, and the Confluence Community Authority, a public body which assumes ownership of the Crew Stadium and sports park development. The Development Agreement is amended from time to time; however, these amendments have not impacted the County's financial or other obligations under the original agreement. The resolution certifies Franklin County's agreement to make, subject to appropriation, an annual County Economic Development Payment (CAEDP) to the Confluence Community Authority to be used for economic development purposes by the Authority, including but not limited to debt service payments on the Authority's \$45,415,000 Special Revenue Bonds, Series 2019 (Stadium and Sports Park Project), dated December 19, 2019, to finance the Crew Stadium and sports park. The CAEDP's are \$2.5 million annually from calendar years 2019 to 2048. Payment of \$2.5 million was paid in 2024.

Note 13 – Risk Management

The County is exposed to various risks of loss related to torts and general liability; theft of, damage to and destruction of assets; natural disasters; errors and omissions; health care claims for employees and their eligible dependents; and injuries to employees. Insurance policies are procured for commercial crime, flood, buildings and contents, equipment, boilers and machinery. In addition, a Commercial Crime and Public Employees Dishonesty policy is in effect for certain agencies that deal with large amounts of cash, and a Faithful Performance Blanket bond is in place for all County employees. Medical malpractice insurance is purchased for claims involving inmate medical care. Settled claims have not exceeded commercial coverage in any of the past three years. There has not been a significant reduction in coverage from the prior year. The County has elected to retain risk for losses related to torts, general and excess liability, and automobile casualty rather than insuring those risks through a third-party. Employee health care claims are self-insured, with purchased stop-loss coverage of \$1,200,000 per individual for the calendar year.

A. Self-insurance for General Liability

The County's General Fund provides unlimited coverage for court judgments resulting from tort and general liability claims of County officials and employees. The County does not use actuaries to determine possible claims liability, nor are any interfund premiums charged. However, the County incorporates non-incremental claims adjustments when setting the annual budget amount for claims, judgments and settlements. The Commissioners appropriated \$9,332,000 within the General Fund in 2024 to satisfy court-ordered judgments, self-insured claims or other settlements. The actual claims paid during 2024 totaled \$7,932,000. It is estimated that \$384,000 claims and judgments will be due within one year, while \$5,388,000 of the General Fund's fund balance has been committed for unasserted claims.

***Notes to the Basic Financial Statements
For the Year Ended December 31, 2024***

Note 13 – Risk Management (Continued)

B. Self-insurance for Health Benefits

The County provides multiple health care benefit plans that cover approximately 5,500 County employees. Approximately 300 employees of other political subdivisions are also in the County's insurance program. Coverage is extended to eligible dependents. Costs are allocated to the fund that pays the salary of the enrolled employee. These payments are accounted for as expenditures in the paying funds and as fees and charges for services in the Employee Benefits internal service fund from which the claims are paid. An estimate of amounts to be paid for claims incurred but not reported (IBNR) as of year-end has been developed by the County in conjunction with an actuary, based on appropriate standards of practice promulgated by the Actuarial Standards Board. At December 31, 2024, accounts payable balances included \$3,723,000 of reported, unpaid County claims and \$10,597,000 as an estimate for IBNR. Actual claims experience may differ from the estimate. Given the nature of health benefits, the County predicts that the entire liability will be paid within one year. As such, the entire claims liability is a current liability.

The Comprehensive Omnibus Budget Reconciliation Act of 1986 requires the County to offer terminated or retired employees continued participation in the County's employee health care benefits program, provided that the employees pay the rate established by the plan administrator.

C. Self-Insurance for Workers' Compensation

Beginning in 2012 the County began to self-insure its workers' compensation costs. Charges are established based on an independent actuarial evaluation and are designed to be sufficient to cover all incurred claims and maintain a reserve for this self-insurance arrangement. If the reserve is insufficient at any point in time to cover claims, the claims will be covered by the County's General Fund with adjustments made to future charge rates. The County is the only participant and activities related to the program are reported in the Employee Benefits internal service fund. At December 31, 2024, the long-term liability for Workers' Compensation claims was estimated to be \$1,268,000, a net decrease of \$104,000 from the estimate as of December 31, 2023.

FRANKLIN COUNTY, OHIO

**Notes to the Basic Financial Statements
For the Year Ended December 31, 2024**

Note 13 – Risk Management (Continued)

D. Summary

When it is probable that a loss has occurred and the amount of the loss can be reasonably estimated, the liability is reported in the fund. The result of the process to estimate the claims liability is not an exact amount as it depends on many complex factors. Accordingly, claims liabilities are reevaluated periodically to consider the effects of inflation, recent claim settlement trends (including frequency and amount of pay-outs) and other economic and social factors. The estimate of the claims liabilities includes amounts for incremental claim adjustment expenses related to specific claims and other claim adjustment expenses regardless of whether allocated to specific claims. Liabilities also include an amount for estimated IBNR claims. Changes in claims liabilities for the various plans during 2023 and 2024 were as follows:

	(Amounts in 000's)			
	General Liability	Health Benefits	Workers' Compensation	Total
Unpaid claims at January 1, 2023	\$ 13	\$ 16,880	\$ 616	\$ 17,509
2023 net change in claims estimate	-	-	128	128
2023 incurred claims and IBNR	7,931	124,345	2,104	134,380
2023 paid claims	<u>(7,852)</u>	<u>(125,158)</u>	<u>(1,476)</u>	<u>(134,486)</u>
Unpaid claims at December 31, 2023	92	16,067	1,372	17,531
2024 net change in claims estimate	-	-	(257)	(257)
2024 incurred claims and IBNR	8,224	135,120	2,251	145,595
2024 paid claims	<u>(7,932)</u>	<u>(136,867)</u>	<u>(2,098)</u>	<u>(146,897)</u>
Unpaid claims at December 31, 2024	<u>\$ 384</u>	<u>\$ 14,320</u>	<u>\$ 1,268</u>	<u>\$ 15,972</u>

The County analyzes all outstanding and potential claims that have arisen or could arise due to the occurrence of a loss contingency on or before December 31, 2024. Those claims that are judged to have a high probability of requiring a settlement and for which the amount required to settle the claim is reasonably estimable are shown as liabilities. Those claims for which the liability cannot be reasonably estimated, or which are judged not to have a high probability of settlement are not displayed as liabilities on the balance sheet but are discussed in Note 12.

***Notes to the Basic Financial Statements
For the Year Ended December 31, 2024***

Note 14 – Defined Benefit Pension Plans

The Statewide retirement systems provide both pension benefits and other postemployment benefits (OPEB).

Net Pension Liability and Net OPEB Liability/Asset

Pensions and OPEB are a component of exchange transactions – between an employer and its employees – of salaries and benefits for employee services. Pensions are provided to an employee – on a deferred-payment basis – as part of the total compensation package offered by an employer for employee services each financial period.

The net pension liability and net OPEB liability/asset represent the County’s proportionate share of each pension/OPEB plan’s collective actuarial present value of projected benefit payments attributable to past periods of service, net of each pension/OPEB plan’s fiduciary net position. The net pension and net OPEB liability/asset calculation is dependent on critical long-term variables, including estimated average life expectancies, earnings on investments, cost of living adjustments and others. While these estimates use the best information available, unknowable future events require adjusting this estimate annually.

Ohio Revised Code limits the County’s obligation for this liability to annually required payments. The County cannot control benefit terms or the manner in which pensions/OPEB are financed; however, the County does receive the benefit of employees’ services in exchange for compensation including pension and OPEB.

GASB 68/75 assumes the liability is solely the obligation of the employer, because (1) they benefit from employee services; and (2) State statute requires funding to come from these employers. All pension contributions to date have come solely from these employers (which also includes pension costs paid in the form of withholdings from employees). The retirement systems may allocate a portion of the employer contributions to provide for these OPEB benefits. In addition, health care plan enrollees pay a portion of the health care costs in the form of a monthly premium. State statute requires the retirement systems to amortize unfunded liabilities within thirty years. If the pension amortization period exceeds thirty years, each retirement system’s board must propose corrective action to the State legislature. Any resulting legislative change to benefits or funding could significantly affect the net pension or net OPEB liability. Resulting adjustments to the net pension or net OPEB liability/asset would be effective when the changes are legally enforceable. The Ohio Revised Code permits but does not require the retirement systems to provide healthcare to eligible benefit recipients.

The remainder of this note includes the pension disclosures. See Note 15 for the OPEB disclosures.

***Notes to the Basic Financial Statements
For the Year Ended December 31, 2024***

Note 14 – Defined Benefit Pension Plans (Continued)

Plan Description – Ohio Public Employees Retirement System (OPERS)

Plan Description – County employees participate in the Ohio Public Employees Retirement System (OPERS). OPERS is a cost-sharing, multiple employer public employee retirement system which administers three separate pension plans. The traditional pension plan is a cost-sharing, multiple-employer defined benefit pension plan. The member-directed plan is a defined contribution plan, and the combined plan is a combination cost-sharing, multiple-employer defined benefit/defined contribution pension plan. Effective January 1, 2022, new members may no longer select the combined plan, and current members may no longer make a plan change to this plan. Participating employers are divided into state, local, law enforcement and public safety divisions. While members in the state and local divisions may participate in all three plans, law enforcement and public safety divisions exist only within the traditional plan. While members (i.e. County employees) may be enrolled in the member-directed plan or the combined plan, substantially all employee members are in OPERS' traditional plan; therefore, the following disclosure focuses on the traditional pension plan.

OPERS provides retirement, disability, survivor and death benefits, and annual cost of living adjustments to members of the traditional and combined plans. Authority to establish and amend benefits is provided by Chapter 145 of the Ohio Revised Code. OPERS issues a stand-alone financial report that includes financial statements, required supplementary information and detailed information about OPERS' fiduciary net position that may be obtained by visiting <https://www.opers.org/financial/reports.shtml>, by writing to the Ohio Public Employees Retirement System, 277 East Town Street, Columbus, Ohio 43215-4642, or by calling 800-222-7377.

FRANKLIN COUNTY, OHIO

**Notes to the Basic Financial Statements
For the Year Ended December 31, 2024**

Note 14 – Defined Benefit Pension Plans (Continued)

Senate Bill (SB) 343 was enacted into law with an effective date of January 7, 2013. In the legislation, members in the traditional and combined plans were categorized into three groups with varying provisions of the law applicable to each group. The following table provides age and service requirements for retirement and the retirement formula applied to final average salary (FAS) for the three member groups under the traditional plan as per the reduced benefits adopted by SB 343 (see OPERS Annual Comprehensive Financial Report referenced above for additional information, including requirements for reduced and unreduced benefits):

Group A	Group B	Group C
Eligible to retire prior to January 7, 2013 or five years after January 7, 2013	20 years of service credit prior to January 7, 2013 or eligible to retire ten years after January 7, 2013	Members not in other Groups and members hired on or after January 7, 2013
State and Local	State and Local	State and Local
Age and Service Requirements: Age 60 with 60 months of service credit or Age 55 with 25 years of service credit	Age and Service Requirements: Age 60 with 60 months of service credit or Age 55 with 25 years of service credit	Age and Service Requirements: Age 57 with 25 years of service credit or Age 62 with 5 years of service credit
Formula: 2.2% of FAS multiplied by years of service for the first 30 years and 2.5% for service years in excess of 30	Formula: 2.2% of FAS multiplied by years of service for the first 30 years and 2.5% for service years in excess of 30	Formula: 2.2% of FAS multiplied by years of service for the first 35 years and 2.5% for service years in excess of 35
Public Safety	Public Safety	Public Safety
Age and Service Requirements: Age 48 with 25 years of service credit or Age 52 with 15 years of service credit	Age and Service Requirements: Age 48 with 25 years of service credit or Age 52 with 15 years of service credit	Age and Service Requirements: Age 52 with 25 years of service credit or Age 56 with 15 years of service credit
Law Enforcement	Law Enforcement	Law Enforcement
Age and Service Requirements: Age 52 with 15 years of service credit	Age and Service Requirements: Age 48 with 25 years of service credit or Age 52 with 15 years of service credit	Age and Service Requirements: Age 48 with 25 years of service credit or Age 56 with 15 years of service credit
Public Safety and Law Enforcement	Public Safety and Law Enforcement	Public Safety and Law Enforcement
Formula: 2.5% of FAS multiplied by years of service for the first 25 years and 2.1% for service years in excess of 25	Formula: 2.5% of FAS multiplied by years of service for the first 25 years and 2.1% for service years in excess of 25	Formula: 2.5% of FAS multiplied by years of service for the first 25 years and 2.1% for service years in excess of 25

Traditional plan state and local members who retire before meeting the age-and-years of service credit requirement for unreduced benefits receive a percentage reduction in the benefit amount. The amount of a member's pension benefit vests at retirement. Law enforcement and public safety members who retire before meeting the age-and-years of service credit requirement for unreduced benefits receive a percentage reduction in the benefit amount. Combine plan members retiring before age sixty-five with less than thirty years of service credit receive a percentage reduction in benefit.

*Notes to the Basic Financial Statements
For the Year Ended December 31, 2024*

Note 14 – Defined Benefit Pension Plans (Continued)

Final average salary (FAS) represents the average of the three highest years of earnings over a member's career for Groups A and B. Group C is based on the average of the five highest years of earnings over a member's career.

When a traditional plan benefit recipient has received benefits for twelve months, the member is eligible for an annual cost-of-living adjustment (COLA). This COLA is calculated on the member's original base retirement benefit at the date of retirement and is not compounded. Members retiring under the combined plan receive a cost-of-living adjustment on the defined benefit portion of their pension benefit. For those who retired prior to January 7, 2013, the cost-of-living adjustment is 3.0 percent. For those retiring on or after January 7, 2013, beginning in calendar year 2019, the adjustment is based on the average percentage increase in the Consumer Price Index, capped at 3.0 percent.

Defined contribution plan benefits are established in the plan documents, which may be amended by the Board. Member-directed plan and combined plan members who have met the retirement eligibility requirements may apply for retirement benefits. The amount available for defined contribution benefits in the combined plan consists of the member's contributions plus or minus the investment gains or losses resulting from the members' investment selections. Combined plan members wishing to receive benefits must meet the requirements for both the defined benefit and defined contribution plans. Member-directed participants must have attained the age of fifty-five, have money on deposit in the defined contribution plan and have terminated public service to apply for retirement benefits. The amount available for defined contribution benefits in the member-directed plan consists of the members' contributions, vested employer contributions and investment gains or losses resulting from the members' investment selections. Employer contributions and associated investment earnings vest over a five-year period, at a rate of twenty percent each year. At retirement, members may select one of several distribution options for payment of the vested balance in their individual OPERS accounts. Options include the annuitization of the benefit (which includes joint and survivor options and will continue to be administered by OPERS), partial lump-sum payments (subject to limitations), a rollover of the vested account balance to another financial institution, receipt of entire account balance, net of taxes withheld, or a combination of these options. When members choose to annuitize their defined contribution benefit, the annuitized portion of the benefit is reclassified to a defined benefit.

FRANKLIN COUNTY, OHIO

**Notes to the Basic Financial Statements
For the Year Ended December 31, 2024**

Note 14 – Defined Benefit Pension Plans (Continued)

Funding Policy – The Ohio Revised Code (ORC) provides statutory authority for member and employer contributions as follows:

	State and Local	Public Safety	Law Enforcement
2024 Statutory Maximum Contribution Rates			
Employer	14.0%	18.1%	18.1%
Employee *	10.0%	**	***
2024 Actual Contribution Rates			
Employer:			
Pension ****	14.0%	18.1%	18.1%
Post-employment health care benefits ****	0.0%	0.0%	0.0%
Total Employer	<u>14.0%</u>	<u>18.1%</u>	<u>18.1%</u>
Employee	<u>10.0%</u>	<u>12.0%</u>	<u>13.0%</u>

- * Member contributions within the combined plan are not used to fund the defined benefit retirement allowance.
- ** This rate is determined by OPERS' Board and has no maximum rate established by
- *** This rate is also determined by OPERS' Board, but is limited by ORC to not more than 2.0 percent greater than the Public Safety rate.
- **** These pension and employer health care rates are for the traditional and combined plans. The employer contributions rate for the member-directed plan is allocated 4.0 percent for health care with the remainder going to pension; however, effective July 1, 2022, a portion of the health care rate is funded with reserves.

Employer contribution rates are actuarially determined and are expressed as a percentage of covered payroll. For 2024, the County's contractually required contribution was \$65,654,000 for the traditional plan. None of this amount is reported as an intergovernmental payable.

Plan Description – State Teachers Retirement System (STRS)

Plan Description – STRS Ohio is a cost-sharing multiple employer statewide retirement plan for licensed teachers and other faculty members employed in the public schools of Ohio (the state) or any school, college, university, institution or other agency controlled, managed and supported, in whole or part, by the state or any political subdivision thereof. STRS Ohio provides retirement and disability benefits to members and death and survivor benefits to beneficiaries. STRS Ohio issues a stand-alone financial report that includes financial statements, required supplementary information and detailed information about STRS Ohio's fiduciary net position. That report can be obtained by writing to State Teachers Retirement System, 275 E. Broad St., Columbus, Ohio 43215-3771, or by visiting the STRS Ohio website at www.strsoh.org.

***Notes to the Basic Financial Statements
For the Year Ended December 31, 2024***

Note 14 – Defined Benefit Pension Plans (Continued)

New members have a choice of three retirement plans: a Defined Benefit (DB) Plan, a Defined Contribution (DC) Plan and a Combined (CO) Plan. Benefits are established by Ohio Revised Code Chapter 3307. The DB Plan offers an annual retirement allowance based on final average salary multiplied by a percentage that varies based on years of service. The calculation is 2.2 percent of final average salary for the five highest years of earnings multiplied by all years of credited service. Effective August 1, 2023, any member can retire with unreduced benefits with thirty-four years of service credit at any age; or five years of service credit and age sixty-five. Effective June 1, 2025 – July 1, 2027, any member can retire with unreduced benefits with thirty-three years of service credit at any age; or five years of service credit and age sixty-five. Effective on or after August 1, 2027, any member can retire with unreduced benefits with thirty-four years of service credit at any age; or five years of service credit and age sixty-five.

Eligibility changes for DB Plan members who retire with actuarially reduced benefits effective August 1, 2023, can retire with twenty-nine years of service credit at any age; or five years of service credit and age sixty. Effective June 1, 2025 – July 1, 2027, retirement eligibility for reduced benefits is twenty-eight years of service credit at any age; or five years of service credit and age sixty. Effective on or after August 1, 2027, retirement eligibility for reduced benefits is twenty-nine years of service credit at any age; or five years of service credit and age sixty.

The DC Plan allows members to place all their member contributions and 11.09 percent of the 14.0 percent employer contributions into an investment account. The member determines how to allocate the member and employer money among various investment choices offered by STRS Ohio. The remaining 2.91 percent of the 14.0 percent employer rate is allocated to the defined benefit unfunded liability. A member is eligible to receive a retirement benefit at age fifty and termination of employment. The member may elect to receive a lifetime monthly annuity or a lump sum withdrawal.

The CO Plan offers features of both the DB Plan and the DC Plan. In the CO Plan, 12.0 percent of the 14.0 percent member rate is deposited into the member's DC account and the remaining 2.0 percent is applied to the DB Plan. Member contributions to the DC Plan are allocated among investment choices by the member, and contributions to the DB Plan from the employer and the member are used to fund the defined benefit payment at a reduced level from the regular DB Plan. The defined benefit portion of the CO Plan payment is payable to a member on or after age sixty with five years of service. The defined contribution portion of the account may be taken as a lump sum payment or converted to a lifetime monthly annuity at age fifty and after termination of employment.

New members who choose the DC Plan or CO Plan will have another opportunity to reselect a permanent plan during their fifth year of membership. Members may remain in the same plan or transfer to another STRS Ohio plan. The optional annuitization of a member's defined contribution account or the defined contribution portion of a member's CO Plan account to a lifetime benefit results in STRS Ohio bearing the risk of investment gain or loss on the account. STRS Ohio therefore has included all three plan options in the GASB 68 schedules of employer allocations and pension amounts by employer.

A DB or CO Plan member with five or more years of credited service, who is determined to be disabled, may qualify for a disability benefit. New members on or after July 1, 2013 must have at least ten years of qualifying service credit to apply for disability benefits. Members in the DC Plan who become disabled are entitled only to their account balance.

FRANKLIN COUNTY, OHIO

***Notes to the Basic Financial Statements
For the Year Ended December 31, 2024***

Note 14 – Defined Benefit Pension Plans (Continued)

Eligible survivors of members who die before service retirement may qualify for monthly benefits. If a member of the DC Plan dies before retirement benefits begin, the member’s designated beneficiary is entitled to receive the member’s account balance.

Funding Policy – Employer and member contribution rates are established by the State Teachers Retirement Board and limited by Chapter 3307 of the Ohio Revised Code. For the fiscal year ended June 30, 2024, the employer rate was 14.0 percent and the member rate was 14.0 percent of covered payroll. These contributions rates were equal to the statutory maximum rates.

The County’s contractually required contribution to STRS Ohio was \$1,513,000 for 2024. None of this amount is reported as an intergovernmental payable.

Pension Liabilities, Pension Expense, and Deferred Outflows of Resources and Deferred Inflows of Resources Related to Pensions

The net pension liability for OPERS was measured as of December 31, 2023, and the total pension liability was determined by an actuarial valuation as of that date. STRS Ohio’s net pension liability was measured as of June 30, 2023, and the total pension liability was determined by an actuarial valuation as of that date. The County’s portion of the net pension liability was based on the County’s share of contributions to the pension plan relative to the contributions of all participating entities. Following is information related to the proportionate share and pension expense:

	(Amounts in 000’s)		
	OPERS	STRS	Total
Proportionate share of the net pension liability	\$ 719,541	\$ 14,235	\$ 733,776
Proportion of the net pension liability	2.74839463%	0.07397933%	
Pension expense	\$ 96,104	\$ 645	\$ 96,749

FRANKLIN COUNTY, OHIO

Notes to the Basic Financial Statements
For the Year Ended December 31, 2024

Note 14 – Defined Benefit Pension Plans (Continued)

At December 31, 2024, the County reported deferred outflows of resources and deferred inflows of resources related to pensions from the following sources:

(Amounts in 000's)			
	OPERS	STRS	Total
Deferred Outflows of Resources			
Differences between expected and actual experience	\$ 11,760	\$ 896	\$ 12,656
Net difference between projected and actual earnings on pension plan investments	145,234	-	145,234
Assumption changes	-	656	656
Change in proportionate share	29,603	741	30,344
County contributions subsequent to the measurement date	65,654	776	66,430
Total deferred outflows of resources	<u>\$ 252,251</u>	<u>\$ 3,069</u>	<u>\$ 255,320</u>
Deferred Inflows of Resources			
Differences between expected and actual experience	\$ -	\$ 8	\$ 8
Net difference between projected and actual earnings on pension plan investments	-	1,223	1,223
Assumption changes	-	494	494
Change in proportionate share	1,343	165	1,508
Total deferred inflows of resources	<u>\$ 1,343</u>	<u>\$ 1,890</u>	<u>\$ 3,233</u>

Of the amount reported as deferred outflows of resources, \$66,430,000 related to pension resulting from County contributions subsequent to the measurement date will be recognized as a reduction of the net pension liability in the year ending December 31, 2025. Other amounts reported as deferred outflows of resources and deferred inflows of resources related to pension will be recognized in pension expense as follows:

(Amounts in 000's)			
	OPERS	STRS	Total
Year ending December 31:			
2025	\$ 55,569	\$ (763)	\$ 54,806
2026	57,686	1,519	59,205
2027	92,680	(149)	92,531
2028	(20,681)	(204)	(20,885)
Total	<u>\$ 185,254</u>	<u>\$ 403</u>	<u>\$ 185,657</u>

***Notes to the Basic Financial Statements
For the Year Ended December 31, 2024***

Note 14 – Defined Benefit Pension Plans (Continued)

Actuarial Methods and Assumptions - OPERS

Actuarial valuations of an ongoing plan involve estimates of the value of reported amounts and assumptions about the probability of occurrence of events far into the future. Examples include assumptions about future employment, mortality, and cost trends. Actuarially determined amounts are subject to continual review or modification as actual results are compared with past expectations and new estimates are made about the future.

Projections of benefits for financial-reporting purposes are based on the substantive plan (the plan as understood by the employers and plan members) and include the types of benefits provided at the time of each valuation. The total pension liability was determined by an actuarial valuation as of December 31, 2023, using the following actuarial assumptions and methods applied to all prior periods included in the measurement in accordance with the requirements of GASB 67.

Experience Study	5 – year period ended December 31, 2020
Actuarial Cost Method	Individual entry age
Actuarial Assumptions	
Investment Rate of Return	6.9 percent
Wage Inflation	2.75 percent
Projected Salary Increases, including inflation	2.75 to 10.75 percent (includes wage inflation at 2.75 percent)
Cost-of-living Adjustments:	
Pre-January 7, 2013 Retirees	3.0 percent simple
Post-January 7, 2013 Retirees	2.3 percent simple through 2024, then 2.05 percent, simple

Pre-retirement mortality rates are based on 130% of the Pub-2010 General Employee Mortality Tables (males and females) for State and Local Government divisions and 170% of the Pub-2010 Safety Employee Mortality Tables (males and females) for the Public Safety and Law Enforcement divisions. Post-retirement mortality rates are based on 115% of the PubG-2010 Retiree Mortality Tables (males and females) for all divisions. Post-retirement mortality rates for disabled retirees are based on the PubNS-2010 Disabled Retiree Mortality Tables (males and females) for all divisions. For all of the previously described tables, the base year is 2010 and mortality rates for a particular calendar year are determined by applying the MP-2020 mortality improvement scales (males and females) to all of these tables.

The allocation of investment assets with the Defined Benefit portfolio is approved by the Board as outlined in the annual investment plan. Plan assets are managed on a total return basis with a long-term objective of achieving and maintaining a fully funded status for the benefits provided through the defined benefit pension plans. The long-term expected rate of return on defined benefit investment assets was determined using the building-block method in which best-estimate ranges of expected future real rates of return are developed for each major asset class. These ranges are combined to produce the long-term expected rate of return by weighting the expected future real rates of return by the target asset allocation percentage, adjusted for inflation. Best estimates of geometric real rates of return were provided by the Board’s investment consultant. For each major asset class that is included in the Defined Benefit portfolio’s target asset allocation as of December 31, 2023, these best estimates are summarized in the following table:

FRANKLIN COUNTY, OHIO

**Notes to the Basic Financial Statements
For the Year Ended December 31, 2024**

Note 14 – Defined Benefit Pension Plans (Continued)

<u>Asset Class</u>	<u>Target Allocation</u>	<u>Weighted Average Long-Term Expected Real Rate of Return (Arithmetic)</u>
Fixed Income	24.00 %	2.85 %
Domestic Equities	21.00	4.27
Real Estate	13.00	4.46
Private Equity	15.00	7.52
International Equities	20.00	5.16
Risk Parity	2.00	4.38
Other Investments	5.00	3.46
Total	<u>100.00 %</u>	

Discount Rate The discount rate used to measure the total pension liability was 6.9 percent for the traditional pension plan, combined plan and member-directed plan. The projection of cash flows used to determine the discount rate assumed that contributions from plan members and those of the contributing employers are made at the contractually required rates, as actuarially determined. Based on those assumptions, the pension plan’s fiduciary net position was projected to be available to make all projected future benefit payments of current plan members. Therefore, the long-term expected rate of return on pension plan investments for the traditional pension plan, combined plan and member-directed plan was applied to all periods of projected benefit payments to determine the total pension liability.

Sensitivity of the County’s Proportionate Share of the Net Pension Liability to Changes in the Discount Rate The following table presents the County’s proportionate share of the net pension liability calculated using the discount rate of 6.9 percent, and the County’s proportionate share of the expected net pension liability if it were calculated using a discount rate that is 1.0 percent lower or 1.0 percent higher than the current rate.

	(Amounts in 000’s)		
		Current	
	1% Decrease 5.9%	Discount Rate 6.9%	1% Increase 7.9%
County's proportionate share of the net pension liability	\$ 1,132,751	\$ 719,541	\$ 375,870

FRANKLIN COUNTY, OHIO

***Notes to the Basic Financial Statements
For the Year Ended December 31, 2024***

Note 14 – Defined Benefit Pension Plans (Continued)

Actuarial Methods and Assumptions - STRS

Key methods and assumptions used in the latest actuarial valuation, reflecting experience study results used in the June 30, 2024 actuarial valuation are presented below.

Inflation	2.5 percent
Projected Salary Increases	Varies by service from 2.5 to 8.5 percent
Payroll Increases	3.0 percent
Investment Rate of Return	7.0 percent, net of investment expenses, including inflation
Discount rate of return	7.0 percent
Cost-of-living Adjustments	0.0 percent

Post-retirement mortality rates are based on the Pub-2010 Teachers Healthy Annuitant Mortality Table, adjusted 110 percent for males, projected forward generationally using mortality improvement scale MP-2020. Pre-retirement mortality rates are based on Pub-2010 Teachers Employee Table, adjusted 95 percent for females, projected forward generationally using mortality improvement scale MP-2020. Post-retirement disabled mortality rates are based on Pub-2010 Teachers Disable Annuitant Table projected forward generationally using mortality improvement scale MP-2020.

Actuarial assumptions used in the June 30, 2024 valuation are based on the results of the latest available actuarial experience study for the period July 1, 2015 through June 30, 2021. An actuarial experience study is done on a quinquennial basis.

STRS Ohio’s investment consultant develops an estimate range for the investment return assumption based on the target allocation adopted by the Retirement Board. The target allocation and long-term expected rate of return for each major asset class are summarized as follows:

<u>Asset Class</u>	<u>Target Allocation *</u>	<u>Long-Term Expected Real Rate of Return **</u>
Domestic Equity	26.00 %	6.90 %
International Equity	22.00	7.70
Alternatives	19.00	9.10
Fixed Income	22.00	4.50
Real Estate	10.00	5.10
Liquidity Reserves	<u>1.00</u>	2.40
Total	<u><u>100.00 %</u></u>	

* Final target weights reflected at October 1, 2022.

** Ten-year annualized geometric nominal returns, which include the real rate of return and inflation of 2.4 percent and is net of investment expenses. Over a thirty-year period, STRS Ohio’s investment consultant indicates that the above target allocations should generate a return above the actuarial rate of return, without net value added by management.

FRANKLIN COUNTY, OHIO

Notes to the Basic Financial Statements
For the Year Ended December 31, 2024

Note 14 – Defined Benefit Pension Plans (Continued)

Discount Rate The discount rate used to measure the total pension liability was 7.0 percent as of June 30, 2024. The projection of cash flows used to determine the discount rate assumes that member and employer contributions will be made at the statutory contribution rates in accordance with the rates described above. For this purpose, only employer contributions that are intended to fund benefits of current plan members and their beneficiaries are included. Based on those assumptions, STRS Ohio’s fiduciary net position was projected to be available to make all projected future benefit payments to current plan members as of June 30, 2024. Therefore, the long-term expected rate of return on pension plan investments of 7.0 percent was applied to all periods of projected benefit payments to determine the total pension liability as of June 30, 2024.

Sensitivity of the County’s Proportionate Share of the Net Pension Liability to Changes in the Discount Rate The following table represents the County’s proportionate share of the net pension liability as of June 30, 2024, calculated using the current period discount rate assumption of 7.0 percent, and the County’s proportionate share of the expected net pension liability if it were calculated using a discount rate that is 1.0 percent lower or 1.0 percent higher than the current rate.

(Amounts in 000’s)			
	1% Decrease 6.0%	Current Discount Rate 7.0%	1% Increase 8.0%
County's proportionate share of the net pension liability	\$ 22,963	\$ 14,235	\$ 6,852

***Notes to the Basic Financial Statements
For the Year Ended December 31, 2024***

Note 15 – Postemployment Benefits

Net OPEB Liability/Asset

Plan Description - Ohio Public Employees Retirement System (OPERS)

Plan Description – The Ohio Public Employees Retirement System (OPERS) administers three separate pension plans: the traditional pension plan, a cost-sharing, multiple-employer defined benefit pension plan; the member-directed plan, a defined contribution plan; and the combined plan, a cost-sharing, multiple-employer defined benefit pension plan that has elements of both a defined benefit and defined contribution plan. While members (i.e. County employees) may be enrolled in the member-directed plan or the combined plan, substantially all employee members are in OPERS’ traditional plan; therefore, the following disclosure focuses on the traditional pension plan.

OPERS maintains a cost-sharing, multiple-employer defined benefit post-employment health care trust. The 115 Health Care Trust (115 Trust or Health Care Trust) was established in 2014, under Section 115 of the Internal Revenue Code (IRC). The purpose of the 115 Trust is to fund health care for the traditional pension, combined and member-directed plans. The Ohio Revised Code permits, but does not require OPERS to provide health care to its eligible benefit recipients. Authority to establish and amend health care coverage is provided to the Board in Chapter 145 of the Ohio Revised Code. Retirees in the traditional pension and combined plans may have an allowance deposited into a health reimbursement arrangement (HRA) account to be used toward the health care program of their choice and other eligible expenses. An OPERS vendor is available to assist with the selection of a health care program.

With one exception, OPERS-provided health care coverage is neither guaranteed nor statutorily required. Ohio law currently requires Medicare Part A equivalent coverage or Medicare Part A premium reimbursement for eligible retirees and their eligible dependents.

OPERS offers a health reimbursement arrangement (HRA) allowance to benefit recipients meeting certain age and service credit requirements. The HRA is an account funded by OPERS that provides tax free reimbursement for qualified medical expenses such as monthly post-tax insurance premiums, deductibles, co-insurance, and co-pays incurred by eligible benefit recipients and their dependents.

FRANKLIN COUNTY, OHIO

***Notes to the Basic Financial Statements
For the Year Ended December 31, 2024***

Note 15 – Postemployment Benefits (Continued)

OPERS members enrolled in the traditional pension plan or combined plan retiring with an effective date of January 1, 2022, or after must meet the following health care eligibility requirements to receive an HRA allowance:

Age 65 or older Retirees – Minimum of twenty years of qualifying service credit

Age 60 to 64 Retirees – Based on the following age-and-service criteria:

Group A – Thirty years of total service with at least twenty years of qualified health care service credit;

Group B – Thirty-one years of total service credit with at least twenty years of qualified health care service credit;

Group C – Thirty-two years of total service credit with at least twenty years of qualified health care service credit.

Age 59 or younger – Based on the following age-and-service criteria:

Group A – Thirty years of qualified health care service credit;

Group B – Thirty-two years of qualified health care service credit at any age or thirty-one years of qualified health care service credit and at least age fifty-two;

Group C – Thirty-two years of qualified health care service credit and at least age 55.

Retirees who do not meet the requirement for coverage as a non-Medicare participant can become eligible for coverage at age sixty-five if they have at least twenty years of qualifying service.

Members with a retirement date prior to January 1, 2022, who were eligible to participate in the OPERS health care program will continue to be eligible after January 1, 2022, as summarized in the following table:

Group A	Group B	Group C
Age and Service Requirements <i>December 1, 2014 or Prior</i>	Age and Service Requirements <i>December 1, 2014 or Prior</i>	Age and Service Requirements <i>December 1, 2014 or Prior</i>
Any Age with 10 years of service credit	Any Age with 10 years of service credit	Any Age with 10 years of service credit
<i>January 1, 2015 through December 31, 2021</i>	<i>January 1, 2015 through December 31, 2021</i>	<i>January 1, 2015 through December 31, 2021</i>
Age 60 with 20 years of service credit or Any Age with 30 years of service credit	Age 52 with 31 years of service credit or Age 60 with 20 years of service credit or Any Age with 32 years of service credit	Age 55 with 32 years of service credit or Age 60 with 20 years of service credit

See the Age and Service Retirement section of the OPERS Annual Comprehensive Financial Report for a description of Groups A, B and C.

*Notes to the Basic Financial Statements
For the Year Ended December 31, 2024*

Note 15 – Postemployment Benefits (Continued)

Eligible retirees may receive a monthly HRA allowance for reimbursement of health care coverage premiums and other qualified medical expenses. Monthly allowances, based on years of service and the age at which the retiree first enrolled in OPERS coverage, are provided to eligible retirees, and are deposited into their HRA account.

The base allowance is determined by OPERS and is currently \$1,200 per month for non-Medicare retirees and \$350 per month for Medicare retirees. The retiree receives a percentage of the base allowance, calculated based on years of qualifying service credit and age when the retiree first enrolled in OPERS health care. Monthly allowances range between fifty-one percent and ninety percent of the base allowance for both non-Medicare and Medicare retirees.

Retirees will have access to the OPERS Connector, which is a relationship with a vendor selected by OPERS to assist retirees participating in the health care program. The OPERS Connector may assist retirees in selecting and enrolling in the appropriate health care plan.

When members become Medicare-eligible, recipients enrolled in OPERS health care programs must enroll in Medicare Part A (hospitalization) and Medicare Part B (medical).

OPERS reimburses retirees who are not eligible for premium-free Medicare Part A (hospitalization) for their Part A premiums as well as any applicable surcharges (late-enrollment fees). Retirees within this group must enroll in Medicare Part A and select medical coverage, and may select prescription coverage, through the OPERS Connector. OPERS also will reimburse fifty percent of the Medicare Part A premium and any applicable surcharges for eligible spouses. Proof of enrollment in Medicare Part A and confirmation that the retiree is not receiving reimbursement or payment from another source must be submitted. The premium reimbursement is added to the monthly pension benefit.

Participants in the member-directed plan have access to the Connector and have a separate health care funding mechanism. A portion of employer contributions for these participants is allocated to a Retiree Medical Account (RMA). Members who elect the member-directed plan after July 1, 2015, will vest in the RMA over fifteen years at a rate of ten percent each year starting with the sixth year of participation. Members who elected the member-directed plan prior to July 1, 2015, vest in the RMA over a five-year period at a rate of twenty percent per year. Upon separation or retirement, participants may use vested RMA funds for reimbursement of qualified medical expenses.

Disclosures for the health care plan are presented separately in the OPERS financial report. Interested parties may obtain a copy by visiting <https://www.opers.org/financial/reports.shtml> by writing to OPERS, 277 East Town Street, Columbus, Ohio 43215-4642, or by calling (614) 222-5601 or 800-222-7377.

***Notes to the Basic Financial Statements
For the Year Ended December 31, 2024***

Note 15 – Postemployment Benefits (Continued)

Funding Policy - The Ohio Revised Code provides the statutory authority requiring public employers to fund postemployment health care through their contributions to OPERS. When funding is approved by OPERS Board of Trustees, a portion of each employer’s contribution to OPERS is set aside to fund OPERS health care plans. Beginning in 2018, OPERS no longer allocated a portion of its employer contributions to health care for the traditional plan.

Employer contribution rates are expressed as a percentage of the earnable salary of active members. For 2024, state and local employers contributed at a rate of fourteen percent of earnable salary and public safety and law enforcement employers contributed at eighteen and one tenth percent. These are the maximum employer contribution rates permitted by the Ohio Revised Code. Active member contributions do not fund health care.

Each year, the OPERS Board determines the portion of the employer contribution rate that will be set aside to fund health care plans. For 2024, OPERS did not allocate any employer contribution to health care for members in the traditional pension plan. Beginning July 1, 2022, there was a two percent allocation to health care for the combined plan which has continued through 2024. The OPERS Board is also authorized to establish rules for the retiree or their surviving beneficiaries to pay a portion of the health care provided. Payment amounts vary depending on the number of covered dependents and the coverage selected. The employer contribution as a percentage of covered payroll deposited to the RMA for participants in the member-directed plan for 2024 was four percent. Effective July 1, 2022, a portion of the health care rate was funded with reserves which has continued through 2024.

Employer contribution rates are actuarially determined and are expressed as a percentage of covered payroll. For 2024, the County had no contractually required contribution.

Plan Description - State Teachers Retirement System (STRS)

Plan Description – Ohio law authorizes the State Teachers Retirement Board to offer a cost-sharing, multiple-employer health care plan providing access to health care coverage to eligible retirees who participated in the defined benefit or combined pension plans and their eligible dependents. Coverage under the current program includes hospitalization, physicians’ fees, prescription drugs and partial reimbursement of the monthly Medicare Part B premiums. Pursuant to the Ohio Revised Code, the Retirement Board has discretionary authority over how much, if any, of the associated health care costs will be absorbed by the plan. All benefit recipients pay a portion of the health care costs in the form of a monthly premium. Medicare Part D is a federal program to help cover the costs of prescription drugs for Medicare beneficiaries. This program allows STRS Ohio to recover part of the cost for providing prescription coverage since all eligible STRS Ohio health care plans include creditable prescription drug coverage. The Plan is included in the report of STRS Ohio which can be obtained by writing to State Teachers Retirement System, 275 E. Broad St., Columbus Ohio 43215-3771, or by visiting the STRS Ohio website at www.strsoh.org.

Funding Policy – Employer and member contribution rates are established by the Retirement Board and limited by Chapter 3307 of the Ohio Revised Code. The employer and member contribution rates are 14.0 percent of covered payroll. Under Ohio law, funds to pay health care costs may be deducted from employer contributions. For the year ended June 30, 2024, no employer allocation was made to the health care fund.

FRANKLIN COUNTY, OHIO

Notes to the Basic Financial Statements
For the Year Ended December 31, 2024

Note 15 – Postemployment Benefits (Continued)

Net OPEB Liability/Asset

The total OPEB asset for OPERS was determined by an actuarial valuation as of December 31, 2022, rolled forward to the measurement date of December 31, 2023, by incorporating the expected value of health care cost accruals, the actual health care payments, and interest accruals during the year. STRS Ohio total OPEB liability/asset was measured as of June 30, 2024, and the total net OPEB liability/asset used to calculate the net OPEB liability/asset was determined by an actuarial valuation as of that date. The County’s proportion of the net OPEB liability/asset was based on the County’s share of contributions to the retirement plan relative to the contributions of all participating entities. Following is information related to the proportionate share:

(Amounts in 000’s)			
	OPERS	STRS	Total
Proportionate share of the net OPEB liability (asset)	\$ (23,977)	\$ (1,403)	\$ (25,380)
Proportion of the net OPEB liability/asset	2.65667004%	0.07397933%	
OPEB expense (income)	\$ (4,707)	\$ (330)	\$ (5,037)

At December 31, 2024, the County reported deferred outflows of resources and deferred inflows of resources related to OPEBs from the following sources:

(Amounts in 000’s)			
	OPERS	STRS	Total
Deferred Outflows of Resources			
Differences between expected and actual experience	\$ -	\$ 61	\$ 61
Net difference between projected and actual earnings on OPEB plan investments	14,400	(60)	14,340
Assumption changes	6,173	173	6,346
Change in proportionate share	-	1	1
Total deferred outflows of resources	\$ 20,573	\$ 175	\$ 20,748
Deferred Inflows of Resources			
Differences between expected and actual experience	\$ 3,413	\$ 151	\$ 3,564
Net difference between projected and actual earnings on OPEB plan investments	-	-	-
Assumption changes	10,307	633	10,940
Change in proportionate share	1,365	30	1,395
Total deferred inflows of resources	\$ 15,085	\$ 814	\$ 15,899

FRANKLIN COUNTY, OHIO

**Notes to the Basic Financial Statements
For the Year Ended December 31, 2024**

Note 15 – Postemployment Benefits (Continued)

Of the amount reported as deferred outflows of resources, none related to OPEB’s resulting from County contributions subsequent to the measurement date will be recognized as a reduction of the net OPEB liability/asset in the year ending December 31, 2025. Other amounts reported as deferred outflows of resources and deferred inflows of resources related to OPEBs will be recognized in OPEB expense as follows:

	(Amounts in 000’s)		
	OPERS	STRS	Total
Year ending December 31:			
2025	\$ (1,489)	\$ (222)	\$ (1,711)
2026	630	(99)	531
2027	11,209	(125)	11,084
2028	(4,862)	(116)	(4,978)
2029	-	(95)	(95)
2030	-	18	18
Total	<u>\$ 5,488</u>	<u>\$ (639)</u>	<u>\$ 4,849</u>

Actuarial Methods and Assumptions - OPERS

Actuarial valuations of an ongoing plan involve estimates of the value of reported amounts and assumptions about the probability of occurrence of events far into the future. Examples include assumptions about future employment, mortality, and cost trends. Actuarially determined amounts are subject to continual review or modification as actual results are compared with past expectations and new estimates are made about the future.

Projections of health care costs for financial reporting purposes are based on the substantive plan (the plan as understood by the employers and plan members) and include the types of coverage provided at the time of each valuation and the historical pattern of sharing of costs between OPERS and plan members.

The actuarial valuation used the following key actuarial assumptions and methods applied to all prior periods included in the measurement in accordance with the requirements of GASB 74:

Single Discount Rate	5.70 percent
Investment Rate of Return	6.0 percent
Municipal Bond Rate	3.77 percent
Wage Inflation	2.75 percent
Projected Salary Increases	2.75 to 10.75 percent (includes wage inflation at 2.75 percent)
Health Care Cost Trend Rate	5.5 percent initial, 3.5 percent ultimate in 2038
Experience Study	5 – year period ended December 31, 2020
Actuarial Cost Method	Individual entry age

***Notes to the Basic Financial Statements
For the Year Ended December 31, 2024***

Note 15 – Postemployment Benefits (Continued)

Pre-retirement mortality rates are based on 130 percent of the Pub-2010 General Employee Mortality Tables (males and females) for State and Local Government divisions and 170 percent of the Pub-2010 Safety Employee Mortality Tables (males and females) for the Public Safety and Law Enforcement divisions. Post-retirement mortality rates are based on 115 percent of the PubG-2010 Retiree Mortality Tables (males and females) for all divisions. Post-retirement mortality rates for disabled retirees are based on the PubNS-2010 Disabled Retiree Mortality Tables (males and females) for all divisions. For all of the previously described tables, the base year is 2010 and mortality rates for a particular calendar year are determined by applying the MP-2020 mortality improvement scales (males and females) to all of these tables.

The allocation of investment assets within the OPERS Health Care portfolio is approved by the Board as outlined in the annual investment plan. Assets are managed on a total return basis with a long-term objective of continuing to offer a sustainable health care program for current and future retirees. OPERS’ primary goal is to achieve and maintain a fully funded status for benefits provided through the defined pension plans. Health care is a discretionary benefit. The long-term expected rate of return on health care investment assets was determined using a building-block method in which best-estimate ranges of expected future real rates of return are developed for each major asset class. These ranges are combined to produce the long-term expected real rate of return by weighting the expected future real rates of return by the target asset allocation percentage, adjusted for inflation. Best estimates of geometric real rates of return were provided by the OPERS Board’s investment consultant. For each major asset class that is included in the Health Care portfolio’s target asset allocation as of December 31, 2023, these best estimates are summarized in the following table:

Asset Class	Target Allocation	Weighted Average Long-Term Expected Real Rate of Return (Arithmetic)
Fixed Income	37.00 %	2.82 %
Domestic Equities	25.00	4.27
Real Estate Investment Trusts	5.00	4.68
International Equities	25.00	5.16
Risk Parity	3.00	4.38
Other Investments	5.00	2.43
Total	100.00 %	

FRANKLIN COUNTY, OHIO

Notes to the Basic Financial Statements
For the Year Ended December 31, 2024

Note 15 – Postemployment Benefits (Continued)

Discount Rate A single discount rate of 5.70 percent was used to measure the total OPEB asset on the measurement date of December 31, 2023; however, the single discount rate used at the beginning of the year was 6.0 percent. Projected benefit payments are required to be discounted to their actuarial present value using a single discount rate that reflects (1) a long-term expected rate of return on OPEB plan investments (to the extent that the health care fiduciary net position is projected to be sufficient to pay benefits), and (2) a tax-exempt municipal bond rate based on an index of twenty-year general obligation bonds with an average AA credit rating as of the measurement date (to the extent that the contributions for use with the long-term expected rate are not met). This single discount rate was based on the actuarial assumed rate of return on the health care investment portfolio of 6.0 percent and a municipal bond rate of 3.77 percent. The projection of cash flows used to determine this single discount rate assumed that employer contributions will be made at rates equal to the actuarially determined contribution rate. Based on those assumptions, the health care fiduciary net position and future contributions were sufficient to finance health care costs through the year 2070. As a result, the actuarial assumed long-term expected rate of return on health care investments was applied to projected costs through the year 2070, and the municipal bond rate was applied to all health care costs after that date.

Sensitivity of the County’s Proportionate Share of the Net OPEB Liability to Changes in the Discount Rate The following table presents the County’s proportionate share of the net OPEB asset calculated using the single discount rate of 5.70 percent, and the County’s proportionate share of the expected net OPEB liability if it were calculated using a discount rate that is 1.0 percent lower or 1.0 percent higher than the current rate.

(Amounts in 000’s)			
	1% Decrease 4.70%	Current Discount Rate 5.70%	1% Increase 6.70%
County's proportionate share of the net OPEB liability (asset)	\$ 13,177	\$ (23,977)	\$ (54,754)

Sensitivity of the County’s Proportionate Share of the Net OPEB Liability to Changes in the Health Care Cost Trend Rate Changes in the health care cost trend rate may also have a significant impact on the net OPEB liability. The following table presents the County’s proportionate share of the net OPEB liability calculated using the assumed trend rates, and the County’s proportionate share of the expected net OPEB liability if it were calculated using a health care cost trend rate that is 1.0 percent lower or 1.0 percent higher than the current rate.

(Amounts in 000’s)			
	1% Decrease 4.70%	Current Health Care Cost Trend Rate Assumption 5.70%	1% Increase 6.70%
County's proportionate share of the net OPEB liability (asset)	\$ (24,973)	\$ (23,977)	\$ (22,847)

***Notes to the Basic Financial Statements
For the Year Ended December 31, 2024***

Note 15 – Postemployment Benefits (Continued)

Retiree health care valuations use a health care cost-trend assumption that changes over several years built into that assumption. The near-term rates reflect increases in the current cost of health care; the trend starting in 2024 is 5.5 percent. If this trend continues for future years, the projection indicates that years from now virtually all expenditures will be for health care. A more reasonable alternative is the health plan cost trend will decrease to a level at, or near, wage inflation. On this basis, the actuaries project premium rate increases will continue to exceed wage inflation for approximately the next decade, but by less each year, until leveling off at an ultimate rate, assumed to be 3.5 percent in the most recent valuation.

Actuarial Methods and Assumptions - STRS

Key methods and assumptions used in the latest actuarial valuation, reflecting experience study results used in the June 30, 2024 actuarial valuation are presented below.

Projected Salary Increases	Varies by service from 2.5 to 8.5 percent
Payroll Increases	3.0 percent
Investment Rate of Return	7.0 percent, net of investment expenses, including inflation
Discount Rate of Return	7.0 percent
Health Care Cost Trends	7.5 to 8.0 percent initial, 3.9 percent ultimate

For healthy retirees the post-retirement mortality rates are based on the Pub-2010 Teachers Healthy Annuitant Mortality Table, adjusted 110 percent for males, projected forward generationally using mortality improvement scale MP-2020; pre-retirement mortality rates are based on Pub-2010 Teachers Employee Table adjusted 95 percent for females, projected forward generationally using mortality improvement scale MP-2020. For disabled retirees, mortality rates are based on the Pub-2010 Teachers Disabled Annuitant Table projected forward generationally using mortality improvement scale MP-2020.

Actuarial assumptions used in the June 30, 2024 valuations are based on the results of the latest available actuarial experience study for the period July 1, 2015 through June 30, 2021. An actuarial experience study is done on a quinquennial basis.

The STRS Ohio health care plan follows the same asset allocation and long-term expected real rate of return for each major asset class as the pension plan, see Note 14.

Discount Rate The discount rate used to measure the total OPEB liability/asset was 7.0 percent as of June 30, 2024. The projection of cash flows used to determine the discount rate assumes STRS Ohio continues to allocate no employer contributions to the health care fund. Based on these assumptions, the OPEB plan's fiduciary net position was projected to be available to make all projected future benefit payments to current plan members as of June 30, 2024. Therefore, the long-term expected rate of return on health care plan investments of 7.0 percent was applied to all periods of projected health care costs to determine the total OPEB liability/asset as of June 30, 2024.

FRANKLIN COUNTY, OHIO

**Notes to the Basic Financial Statements
For the Year Ended December 31, 2024**

Note 15 – Postemployment Benefits (Continued)

Sensitivity of the County’s Proportionate Share of the Net OPEB Liability/Asset to Changes in the Discount and Health Care Cost Trend Rate The following table presents the County’s proportionate share of the net OPEB liability/asset as of June 30, 2024, calculated using the current period discount rate assumption of 7.0 percent, and the County’s proportionate share of the expected net OPEB liability/asset if it were calculated using a discount rate that is 1.0 percent lower or 1.0 percent higher than the current rate. Also shown is the County’s proportionate share of the net OPEB liability/asset as if it were calculated using health care cost trend rates that are 1.0 percent lower or 1.0 percent higher than the current health care cost trend rates.

(Amounts in 000’s)			
	1% Decrease 6.0%	Current Discount Rate 7.0%	1% Increase 8.0%
County's proportionate share of the net OPEB liability (asset)	\$ (1,141)	\$ (1,403)	\$ (1,632)

(Amounts in 000’s)			
	1% Decrease 6.0%	Current Health Care Cost Trend Rate Assumption 7.0%	1% Increase 8.0
County's proportionate share of the net OPEB liability (asset)	\$ (1,647)	\$ (1,403)	\$ (1,110)

Note 16 – Conduit Debt Obligations

From time to time, the County has issued Hospital, Housing and Industrial Revenue Bonds to provide financial assistance to private sector entities for the acquisition and construction of facilities deemed to be in the public interest. The bonds are secured by the financed property and are payable solely from payments received on the underlying mortgage loans. Upon repayment of the bonds, ownership of the facility transfers to the private-sector entity served by the bond issuance. The County is not obligated in any manner for repayment of the bonds. Accordingly, the bonds are not reported as liabilities in the accompanying financial statements. As of December 31, 2024, there were 131 series of bonds outstanding. The aggregate principal amount payable of these series was \$3,929,701,000.

***Notes to the Basic Financial Statements
For the Year Ended December 31, 2024***

Note 17 – Tax Abatements

Pursuant to Governmental Accounting Standards Board (GASB) Statement No. 77, *Tax Abatement Disclosures*, the County is required to disclose certain information about tax abatements as defined in the Statement. For purposes of GASB Statement 77, a tax abatement is a reduction in tax revenues that results from an agreement between one or more governments and an individual or entity in which (a) one or more governments promise to forgo tax revenues to which they are otherwise entitled and (b) the individual or entity promises to take a specific action after the agreement has been entered into that contributes to economic development or otherwise benefits the local government or its citizens. A description of each of the abatement programs utilized in the County follows.

Community Reinvestment Area (CRA) Program

The Ohio Community Reinvestment Area program is an economic development tool administered by municipal and county governments that provides real property tax exemptions for property owners who renovate existing or construct new buildings. Community Reinvestment Areas (CRA) are areas of land in which property owners can receive tax incentives for investing in real property improvements. In order to use the Community Reinvestment program, a city, village, or county petitions to the Ohio Development Services Agency (ODSA) for confirmation of a geographical area in which investment in housing has traditionally been discouraged. Once the area is confirmed by the Director of ODSA, communities may offer real property tax exemptions to taxpayers that invest in that area.

The type of development is determined by specifying the eligibility of residential, commercial and/or industrial projects. The local governments negotiate property tax exemptions on new property tax from investment for up to one hundred percent for up to fifteen years based on the amount of investments made to renovate or construct buildings within a CRA. Taxes are abated as the increase in assessed value resulting from the investment is not included (or included at a lesser amount) in the assessed value used for property tax computation for the taxpayer. For commercial projects, job retention and/or creation is also required. Agreements must be in place before the project begins. Provisions for recapturing property tax exemptions, which can be used at the discretions of the local governments, are pursuant to ORC Section 9.66(C)(1) and 9.66(C)(2).

Enterprise Zone Program

The Ohio Enterprise Zone Program is an economic development tool administered by municipal and county governments that provides real property tax exemptions to businesses making investments in Ohio. Enterprise zones are designated areas of land in which businesses can receive tax incentives in the form of tax exemptions on eligible new investment. The Enterprise Zone Program can provide tax exemptions for a portion of the value of new real property investment when the investment is made in conjunction with a project that includes job creation. Existing land values and existing building values are not eligible. The zone's geographic area is identified by the local communities involved in the creation of the zone. Once a zone is defined, the local legislative authority participating in the creation must petition the Director of ODSA. The Director must then certify the area for it to become an active Enterprise Zone. Local communities may offer tax incentives for non-retail projects that are establishing or expanding operations in the State of Ohio. Tax incentives are negotiated at the local level, and an enterprise zone agreement must be in place before the project begins.

FRANKLIN COUNTY, OHIO

**Notes to the Basic Financial Statements
For the Year Ended December 31, 2024**

Note 17 – Tax Abatements (Continued)

Businesses located in an Enterprise Zone may negotiate exemptions on new property tax from investment for up to seventy-five percent for ten years. For commercial projects, job retention and/or creation is also required. Taxes are abated as the increase in assessed value resulting from the investment is not included (or included at a lesser amount) in the assessed value used for property tax computation for the taxpayer. Agreements must be in place before the project begins. Pursuant to the terms of such agreements, if the actual number of employee positions created or retained by the business in any three-year period during which the agreement is in effect is not equal to or greater than seventy-five percent of the number of employee positions estimated to be created or retained under the agreement, the business shall repay the amount of taxes on property that would have been payable had the property not been exempted. In addition, the local governments may terminate or modify the exemptions from taxation granted under the agreement if the terms of the agreement are not met.

Environmental Protection Agency (EPA) Program

The air and noise pollution control tax exemption program was originally established by legislation in 1963. The program allows property owners to receive tax exemptions for the installation of air or noise pollution control property and is administered by the Ohio Department of Taxation. As part of the tax exemption application process, the Ohio EPA is required to provide a technical evaluation and review of any property sought for tax exemption status.

A summary of the property taxes foregone by the County for abatement programs within the County for the year ended December 31, 2024 follows:

(Amounts in 000's)	
Program	Amount
Community Reinvestment Areas	\$ 25,756
Enterprise Zones	3,395
EPA	692
	\$ 29,843

Abated property taxes by County agency:

(Amounts in 000's)	
Agency	Amount
General	\$ 3,374
Board of Developmental Disabilities	11,067
Children Services Board	7,882
ADAMH Board	4,743
Senior Services	2,777
	\$ 29,843

FRANKLIN COUNTY, OHIO

Notes to the Basic Financial Statements
For the Year Ended December 31, 2024

Note 18 – Fund Balances

Fund balance is classified as nonspendable, restricted, committed, assigned and/or unassigned based primarily on the extent to which the County is bound to observe constraints imposed upon the use of the resources in the governmental funds. The constraints placed on fund balance for the major governmental funds and all other governmental funds are presented on the below.

	General	FCBDD	Children Services Board	ADAMH Board	Other Governmental Funds	Total Governmental Funds
Nonspendable						
Inventories	\$ 6,795	\$ 233	\$ 70	\$ 11	\$ 3,064	\$ 10,173
Long term receivables	1,138	-	-	-	-	1,138
Total nonspendable	<u>7,933</u>	<u>233</u>	<u>70</u>	<u>11</u>	<u>3,064</u>	<u>11,311</u>
Restricted for:						
Judicial	-	-	-	-	24,249	24,249
Public safety	4,330	-	-	-	20,022	24,352
Human services	-	-	124,268	-	83,438	207,706
Health	-	409,141	-	53,950	-	463,091
Public works	-	-	-	-	21,384	21,384
Community development	-	-	-	-	970	970
Real estate assessment	-	-	-	-	12,791	12,791
Capital improvements	-	-	-	-	52	52
Debt service payments	-	-	-	-	505	505
Other	1,988	-	-	-	19,293	21,281
Total restricted	<u>6,318</u>	<u>409,141</u>	<u>124,268</u>	<u>53,950</u>	<u>182,704</u>	<u>776,381</u>
Committed to:						
Debt service payments	15,872	-	-	-	-	15,872
Claims	5,338	-	-	-	-	5,338
Pledges	3,644	-	-	-	-	3,644
Capital improvements	125,997	-	-	-	18,455	144,452
27th Pay	7,500	-	-	-	-	7,500
Other purposes	31,600	-	-	-	159	31,759
Total committed	<u>189,951</u>	<u>-</u>	<u>-</u>	<u>-</u>	<u>18,614</u>	<u>208,565</u>
Assigned to:						
Debt service payments	-	-	-	-	405	405
Other purposes	13,704	-	-	-	-	13,704
Total assigned	<u>13,704</u>	<u>-</u>	<u>-</u>	<u>-</u>	<u>405</u>	<u>14,109</u>
Unassigned (deficit)	<u>274,565</u>	<u>-</u>	<u>-</u>	<u>-</u>	<u>-</u>	<u>274,565</u>
Total fund balance	<u>\$ 492,471</u>	<u>\$ 409,374</u>	<u>\$ 124,338</u>	<u>\$ 53,961</u>	<u>\$ 204,787</u>	<u>\$ 1,284,931</u>

FRANKLIN COUNTY, OHIO

Notes to the Basic Financial Statements
For the Year Ended December 31, 2024

Note 19 – Component Units

Two discretely presented component units are included within the reporting entity of the County. Condensed financial statements follow:

Condensed Statement of Net Position			
(Amounts in 000's)			
	FCTID	Stadium and Team	Total
Assets:			
Current and other assets	\$ 6,188	\$ 27,786	\$ 33,974
Capital assets, net	-	3,631	3,631
Total assets	6,188	31,417	37,605
Liabilities:			
Current and other liabilities	69	1,582	1,651
Long-term liabilities	-	2,818	2,818
Total liabilities	69	4,400	4,469
Net position:			
Net investment in capital assets	-	3,631	3,631
Restricted	5,387	-	5,387
Unrestricted	732	23,386	24,118
Total net position	\$ 6,119	\$ 27,017	\$ 33,136

Condensed Statement of Activities			
(Amounts in 000's)			
	FCTID	Stadium and Team	Total
Expenses:	\$ 424	\$ 13,407	\$ 13,831
Program revenues:			
Charges for services	-	14,737	14,737
Capital grants and contributions	2,588	-	2,588
	2,588	14,737	17,325
Net program revenues (expenses)	2,164	1,330	3,494
Other general revenues (expenses)	49	779	828
Change in net position	2,213	2,109	4,322
Net position - beginning	3,906	24,908	28,814
Net position - ending	\$ 6,119	\$ 27,017	\$ 33,136

***Notes to the Basic Financial Statements
For the Year Ended December 31, 2024***

Note 20 – Joint Ventures

Franklin County and the City of Columbus (the City) participate in the following three joint ventures.

Affordable Housing Trust for Columbus and Franklin County (AHT) The AHT was initially created as the Columbus Housing Trust Corporation, a nonprofit corporation created in 2000 to promote home ownership and affordable rental housing opportunities in the County and City. The AHT Board is appointed jointly by the Franklin County Board of Commissioners and the Mayor of the City of Columbus, and receives annual support from the County and City, including \$3,960,000 from the County in 2024. AHT will receive annual funding from the County as long as the current agreement continues. Complete financial statements may be obtained from AHT at 175 S. 3rd Street, Suite 1250, Columbus, Ohio 43215.

Franklin Park Conservatory Joint Recreation District (Conservatory District) The Conservatory District was created in 1990 pursuant to the authority contained in ORC Section 755.14 (B) and is dedicated to the promotion of environmental appreciation and ecological awareness. There is an ongoing financial responsibility on the part of the County and the City, whereby both the County and the City provide annual operating subsidies. The County provided \$165,000 in 2024. Complete financial statements can be obtained from Franklin Park Conservatory Joint Recreation District, 1777 East Broad Street, Columbus, Ohio 43203.

Columbus-Franklin County Finance Authority (Finance Authority) The Finance Authority was created in 2006 pursuant to the authority contained in ORC Sections 4582.21 through 4582.59, to serve economic development needs. The County and City have committed to provide subsidies to the Finance Authority. The County provided no subsidy in 2024. Audited financial statements for the Finance Authority may be obtained from The Columbus-Franklin County Finance Authority, 300 Spruce Street, Suite 220, Columbus, Ohio 43215.

FRANKLIN COUNTY, OHIO

**Notes to the Basic Financial Statements
For the Year Ended December 31, 2024**

Note 20 – Joint Ventures (Continued)

A summary of the financial position for the AHT, the Conservatory District and the Finance Authority follows:

Condensed Statement of Net Position (Amounts in 000's)			
	AHT	Conservatory District	Finance Authority
Assets:			
Cash, cash equivalents, and investments	\$ 57,869	\$ 8,087	\$ 68,126
Other assets	163,727	3,268	140,648
Capital assets, net of accumulated depreciation	21	26,509	62
Total assets	221,617	37,864	208,836
Total deferred outflows of resources	-	3,516	372
Liabilities:			
Current liabilities	1,827	2,700	202
Noncurrent liabilities	92,654	9,419	143,466
Total liabilities	94,481	12,119	143,668
Total deferred inflows of resources	-	178	19
Net position:			
Net investment in capital assets	21	26,000	2
Restricted	108,919	2,828	44,641
Unrestricted	18,196	255	20,878
Total net position	\$ 127,136	\$ 29,083	\$ 65,521

Note 21 – Related Organizations and Other Agreements

Central Ohio Community Improvement Corporation The Commissioners are responsible for the appointments of two of the seven trustees for the Central Ohio Community Improvement Corporation; the Treasurer makes one appointment. The County has no further accountability for this organization.

Columbus and Franklin County Metropolitan Park District The Columbus and Franklin County Metropolitan Park District (Metro Parks) was organized under ORC Chapter 1545. Metro Parks is a separate political subdivision and is governed by a three-member Board of Park Commissioners, appointed in a non-authoritative manner by the Franklin County Probate Judge. The Board of Park Commissioners adopts the annual budget. Metro Parks' operations are autonomous.

Columbus Metropolitan Housing Authority The County and the City of Columbus jointly formed the Columbus Metropolitan Housing Authority (CMHA). CMHA is a separate body from the City and the County, with no oversight or accountability by the County for CMHA's management or operations.

FRANKLIN COUNTY, OHIO

Notes to the Basic Financial Statements
For the Year Ended December 31, 2024

Note 21 – Related Organizations and Other Agreements (Continued)

Columbus Metropolitan Library The Commissioners are responsible for a majority of the board appointments for the Columbus Metropolitan Library. The Commissioners may also make requests to the Board of Elections to put initiatives on the ballot for tax levies as requested by the library board. The County has no further accountability or oversight for the library’s operation.

Franklin County Convention Facilities Authority The Commissioners appoint a majority of the board members of the Franklin County Convention Facilities Authority (CFA) but have no further accountability for it. The CFA is a separate and distinct legal entity. Neither the County nor the City of Columbus is responsible for the operation of CFA or of the Greater Columbus Convention Center (Convention Center).

Franklin County Convention Facilities Authority bonds outstanding as of December 31, 2024, are as follows:

Franklin County Convention Facilities Authority				
Changes in Long-term Obligations				
(Amounts in 000’s)				
	Beginning Balance	Additions	Reductions	Ending Balance
Convention Center Fund				
Series 2011 Parking Garage	\$ 14,633	\$ -	\$ -	\$ 14,633
Series 2014 Parking Garage	15,000	-	-	15,000
Series 2014 Renovation and Refunding	25,305	-	(25,305)	-
Series 2015 Refunding	22,725	-	-	22,725
Series 2017 Refunding	1,430	-	-	1,430
Series 2018 Parking Garage	18,000	-	-	18,000
Series 2019 Parking Garage	6,000	-	-	6,000
Series 2020A Refunding	6,700	-	-	6,700
Series 2020B Refunding	196,005	-	(54,220)	141,785
Series 2024 Refunding	-	65,465	-	65,465
	<u>305,798</u>	<u>65,465</u>	<u>(79,525)</u>	<u>291,738</u>
Unamortized premiums	2,191	10,199	(1,656)	10,734
Total Convention Center Fund	<u>307,989</u>	<u>75,664</u>	<u>(81,181)</u>	<u>302,472</u>
Hotel Fund				
Series 2010 Lease Revenue	136,120	-	(136,120)	-
Series 2019 Hotel Revenue	151,815	-	-	151,815
Series 2019 Lease Appropriation	91,765	-	-	91,765
Series 2024 Refunding	-	137,495	(4,140)	133,355
	<u>379,700</u>	<u>137,495</u>	<u>(140,260)</u>	<u>376,935</u>
Unamortized premiums	38,593	18,548	(1,553)	55,588
Total Hotel Fund	<u>418,293</u>	<u>156,043</u>	<u>(141,813)</u>	<u>432,523</u>
Arena Fund				
First Lien Lease Revenue	3,491	-	-	3,491
Series 2020 Refunding	51,500	-	-	51,500
Total Arena Fund	<u>54,991</u>	<u>-</u>	<u>-</u>	<u>54,991</u>
	<u>\$ 781,273</u>	<u>\$ 231,707</u>	<u>\$ (222,994)</u>	<u>\$ 789,986</u>

***Notes to the Basic Financial Statements
For the Year Ended December 31, 2024***

Note 21 – Related Organizations and Other Agreements (Continued)

In conjunction with the 2010 bond issue, the CFA has agreed to lease the project to the County and the County has agreed to sublease the project back to the CFA. The lease requires the County to pay rent to the CFA equal to the aggregate principal and interest required to be paid on the Series 2010 bonds. Under the sublease, the CFA has agreed to make rental payments to the County for the same amount.

In December 2011, the County authorized the execution and delivery of a lease and a sub-lease agreement with the CFA and the City of Columbus for the purpose of financing the purchase of Nationwide Arena and future improvements thereto and to approve loan agreements with the State of Ohio, and the issuance of Arena Lease Revenue Anticipation Bonds by CFA for such purposes. Pursuant to the lease, the County will make a rental payment in an amount equal to a percentage of the revenue it receives from the casino tax collected by the State and distributed to the County. The percentage of casino tax receipts to be paid as rent is 31 percent in 2021 and 32 percent in 2022 and thereafter. These tax collections are used to fund operations, land lease payments, real estate taxes and capital improvements of the arena. Once these obligations have been satisfied, any remaining collections will be applied to debt service. If casino tax revenues were insufficient to pay debt service, Nationwide had agreed to defer payments until revenues are available. There is no obligation on the part of the Authority to cover outstanding debt for the arena if casino tax collections prove inadequate.

In January 2018, the Authority amended the first lien arena lease revenue bonds agreement, dated March 28, 2012, with the Ohio Development Services Agency. In accordance with the amendment, \$5,000,000 in principal of the bonds, together with all servicing fees and all interest accruing on the bonds, originally having \$1,000,000 annual payments due December 31, 2017-2021, will be satisfied and replaced by: (1) \$1,000,000 payable in five annual cash payments; and (2) at least \$4,000,000 in payments in cash or in-kind in the form of advertising. The annual cash payment of \$200,000 per year for five years shall be due on or before December 31 of each year beginning in calendar year 2017, except for calendar year 2017, for which payment shall be due 30 days after receipt of a written invoice from the Ohio Development Services Agency. The additional \$4,000,000 in payments in cash or in-kind in the form of advertising shall be due on or before December 31 of each year in calendar years 2018 through 2030 in amounts ranging from \$32,000 to \$389,000 per year. During the year, the Authority's principal balance was reduced by \$0 for in-kind advertising.

In May 2020, to address a shortfall in parking revenues resulting from the COVID-19 pandemic, the Authority entered into an investment modification agreement with the Franklin County Treasurer to modify the terms of the remaining Series 2011, Series 2014, Series 2018 and Series 2019 Parking Garage bonds, which were purchased by the Franklin County Treasurer. As a result of this modification the maturity dates were deferred, and the interest rates were reduced by 1.0 percent.

In October 2024, the Authority issued \$202,960,000 of tax and lease revenue anticipation refunding bonds, Series 2024 to refund outstanding 2010, 2014 and 2020B bonds.

Franklin County Family and Children First Council The operation of the Franklin County Family and Children First Council is controlled by an oversight committee. The chair of the County Commissioners serves on the committee. The Educational Service Center of Central Ohio is the administrative and fiscal agent for the Council.

***Notes to the Basic Financial Statements
For the Year Ended December 31, 2024***

Note 21 – Related Organizations and Other Agreements (Continued)

Franklin County Healthier Buckeye Council The Commissioners established this organization which generally shall promote cooperation and coordination to maximize opportunities for individuals and families to achieve and maintain optimal health in all aspects, thereby achieving greater productivity and reducing reliance on publicly funded assistance programs. The council will institute programs to demonstrate success in moving individuals and families towards self-sufficiency and to promote care coordination among physical and behavioral health, social, employment, education and housing service providers.

Friends of the Shelter Friends of the Shelter is a not-for-profit organization with a self-appointing board. Money raised by Friends of the Shelter supports various programs at the Franklin County Animal Shelter. The amount of funding is immaterial to the Dog and Kennel special revenue fund. The County is not financially accountable for the organization, nor does the County approve the organization's budget.

Housing of City Prisoners Under the terms of an agreement between the County and the City of Columbus, the County provides housing and medical treatment to persons incarcerated under City ordinances. For this service, the City has agreed to pay its proportionate share of the jail's costs. During 2024, the General Fund realized revenue of \$1,632,844 under this agreement.

Rise Together Innovation Center The Rise Together Innovation Center is a not-for-profit organization established to carry of the Rise Together Blueprint for Reducing Poverty in Franklin County. Its mission is to find paths toward economic sustainability for the citizens of the County who live at or below 200 percent of the federal poverty levels. The United Way of Central Ohio is acting as fiscal sponsor of the innovation center for the purpose of soliciting and receiving funds, grants contributions and other revenues in support of its programs and ongoing work.

Aspyr Workforce Innovation Board The Aspyr Workforce Innovation Board (formerly the Workforce Development Board of Central Ohio, Inc.), located in Columbus, Ohio was incorporated in January 2016 and empowered by the Workforce Innovation and Opportunity Act (WIOA). Members of the Board are appointed by the Mayor of Columbus and the Franklin County Board of Commissioners and serve as the local-policy making entity tasked with supporting local businesses through the education and training of the Central Ohio workforce.

*Notes to the Basic Financial Statements
For the Year Ended December 31, 2024*

Note 22 – Coronavirus Disease 2019 (COVID-19)

The United States and the State of Ohio declared a state of emergency in early March 2020 due to the global Coronavirus Disease 2019 (COVID-19) pandemic. The financial impact of COVID-19 and the continuing emergency measures may impact subsequent periods of the County. The County's investment portfolio and the investments of the pension and other employee benefit plans in which the County participates fluctuate with market conditions, and due to market volatility, the amount of gains or losses that will be recognized in subsequent periods, if any, cannot be determined. In addition, the impact on the County's future operating costs, revenues, and any recovery from emergency funding, either federal or state, cannot be estimated.

Funds may be used to cover eligible costs incurred between March 3, 2021 and December 31, 2024, so long as the funds are obligated by December 31, 2024 and expended by December 31, 2026. Eligible costs include providing assistance to households, small businesses, and nonprofits to respond to the public health emergency or negative economic impacts of the pandemic; providing premium pay for essential workers; providing government services up to the amount of revenue lost due to the pandemic; and investments in water, sewer, and broadband infrastructure.

REQUIRED SUPPLEMENTARY INFORMATION

FRANKLIN COUNTY, OHIO

**Schedule of County's Proportionate Share of the Net Pension Liability
Last Ten Years**

(Amounts in 000's)

Ohio Public Employees Retirement System

Year	<u>2015</u>	<u>2016</u>	<u>2017</u>	<u>2018</u>
County's proportion of the net pension liability	2.42865826%	2.46223573%	2.46590123%	2.48054550%
County's proportionate share of the net pension liability	\$ 292,924	\$ 426,491	\$ 559,966	\$ 389,150
County's covered payroll	\$ 298,533	\$ 307,250	\$ 319,751	\$ 327,989
County's proportionate share of the net pension liability as a percentage of its covered payroll	98.1%	138.8%	175.1%	118.6%
Plan fiduciary net position as a percentage of the total pension liability	86.5%	81.1%	77.3%	84.7%

Source: County Auditor's Office and the Ohio Public Employees Retirement System

State Teachers Retirement System

Fiscal year	<u>2015</u>	<u>2016</u>	<u>2017</u>	<u>2018</u>
County's proportion of the net pension liability	0.09224655%	0.08304827%	0.08127122%	0.07844498%
County's proportionate share of the net pension liability	\$ 25,494	\$ 27,799	\$ 19,306	\$ 17,248
County's covered payroll	\$ 9,349	\$ 8,946	\$ 9,056	\$ 8,940
County's proportionate share of the net pension liability as a percentage of its covered payroll	272.7%	310.7%	213.2%	192.9%
Plan fiduciary net position as a percentage of the total pension liability	72.1%	66.8%	75.3%	77.3%

Source: County Auditor's Office and the State Teachers Retirement System of Ohio

(Continued on next page)

FRANKLIN COUNTY, OHIO

***Schedule of County's Proportionate Share of the Net Pension Liability
Last Ten Years***

(Amounts in 000's)

Ohio Public Employees Retirement System

Year	<u>2019</u>	<u>2020</u>	<u>2021</u>
County's proportion of the net pension liability	2.49746040%	2.36983304%	2.59538251%
County's proportionate share of the net pension liability	\$ 684,007	\$ 468,414	\$ 384,320
County's covered payroll	\$ 339,336	\$ 333,708	\$ 357,614
County's proportionate share of the net pension liability as a percentage of its covered payroll	201.6%	140.4%	107.5%
Plan fiduciary net position as a percentage of the total pension liability	74.7%	82.2%	86.9%

Source: County Auditor's Office and the Ohio Public Employees Retirement System

State Teachers Retirement System

Fiscal year	<u>2019</u>	<u>2020</u>	<u>2021</u>
County's proportion of the net pension liability	0.07557992%	0.07198992%	0.07145594%
County's proportionate share of the net pension liability	\$ 16,714	\$ 17,419	\$ 9,136
County's covered payroll	\$ 8,873	\$ 8,688	\$ 8,817
County's proportionate share of the net pension liability as a percentage of its covered payroll	188.4%	200.5%	103.6%
Plan fiduciary net position as a percentage of the total pension liability	77.4%	75.5%	87.8%

Source: County Auditor's Office and the State Teachers Retirement System of Ohio

(Continued on next page)

FRANKLIN COUNTY, OHIO

***Schedule of County's Proportionate Share of the Net Pension Liability
Last Ten Years***

(Amounts in 000's)

Ohio Public Employees Retirement System

Year	<u>2022</u>	<u>2023</u>	<u>2024</u> ¹
County's proportion of the net pension liability	2.53447502%	2.49508817%	2.74839463%
County's proportionate share of the net pension liability	\$ 220,510	\$ 737,050	\$ 719,541
County's covered payroll	\$ 362,118	\$ 378,716	\$ 448,838
County's proportionate share of the net pension liability as a percentage of its covered payroll	60.9%	194.6%	160.3%
Plan fiduciary net position as a percentage of the total pension liability	92.6%	75.7%	79.0%

Source: County Auditor's Office and the Ohio Public Employees Retirement System

State Teachers Retirement System

Fiscal year	<u>2022</u>	<u>2023</u>	<u>2024</u>
County's proportion of the net pension liability	0.06862033%	0.07200874%	0.07397933%
County's proportionate share of the net pension liability	\$ 15,254	\$ 15,507	\$ 14,235
County's covered payroll	\$ 8,832	\$ 9,726	\$ 10,268
County's proportionate share of the net pension liability as a percentage of its covered payroll	172.7%	159.4%	138.6%
Plan fiduciary net position as a percentage of the total pension liability	78.9%	80.0%	82.5%

Source: County Auditor's Office and the State Teachers Retirement System of Ohio

Notes: ¹Last measurement date for Ohio Public Employees Retirement System is 2023.
The schedule is reported as of the measurement date of the net pension liability.



FRANKLIN COUNTY, OHIO

**Schedule of County Pension Contributions
Last Ten Years**

(Amounts in 000's)

Ohio Public Employees Retirement System

Year	<u>2015</u>	<u>2016</u>	<u>2017</u>	<u>2018</u>	<u>2019</u>
Contractually required contributions	\$ 36,870	\$ 38,370	\$ 42,639	\$ 47,507	\$ 46,719
Contributions in relation to the contractually required contribution	<u>36,870</u>	<u>38,370</u>	<u>42,639</u>	<u>47,507</u>	<u>46,719</u>
Contribution deficiency (excess)	<u>\$ -</u>	<u>\$ -</u>	<u>\$ -</u>	<u>\$ -</u>	<u>\$ -</u>
County's covered payroll	\$ 307,250	\$ 319,751	\$ 327,989	\$ 339,336	\$ 333,708
Contributions as a percentage of covered payroll	12.0%	12.0%	13.0%	14.0%	14.0%

Source: County Auditor's Office and the Ohio Public Employees Retirement System

State Teachers Retirement System

Fiscal year	<u>2015</u>	<u>2016</u>	<u>2017</u>	<u>2018</u>	<u>2019</u>
Contractually required contributions	\$ 1,265	\$ 1,263	\$ 1,262	\$ 1,250	\$ 1,224
Contributions in relation to the contractually required contribution	<u>1,265</u>	<u>1,263</u>	<u>1,262</u>	<u>1,250</u>	<u>1,224</u>
Contribution deficiency (excess)	<u>\$ -</u>	<u>\$ -</u>	<u>\$ -</u>	<u>\$ -</u>	<u>\$ -</u>
County's covered payroll	\$ 9,035	\$ 9,021	\$ 9,014	\$ 8,930	\$ 8,743
Contributions as a percentage of covered payroll	14.0%	14.0%	14.0%	14.0%	14.0%

Source: County Auditor's Office and the State Teachers Retirement System of Ohio

FRANKLIN COUNTY, OHIO

***Schedule of County Pension Contributions
Last Ten Years***

(Amounts in 000's)

Ohio Public Employees Retirement System

Year	<u>2020</u>	<u>2021</u>	<u>2022</u>	<u>2023</u>	<u>2024</u>
Contractually required contributions	\$ 50,065	\$ 50,696	\$ 53,020	\$ 62,837	\$ 65,654
Contributions in relation to the contractually required contribution	<u>50,065</u>	<u>50,696</u>	<u>53,020</u>	<u>62,837</u>	<u>65,654</u>
Contribution deficiency (excess)	<u>\$ -</u>	<u>\$ -</u>	<u>\$ -</u>	<u>\$ -</u>	<u>\$ -</u>
County's covered payroll	\$ 357,614	\$ 362,118	\$ 378,716	\$ 448,838	\$ 468,954
Contributions as a percentage of covered payroll	14.0%	14.0%	14.0%	14.0%	14.0%

Source: County Auditor's Office and the Ohio Public Employees Retirement System

State Teachers Retirement System

Fiscal year	<u>2020</u>	<u>2021</u>	<u>2022</u>	<u>2023</u>	<u>2024</u>
Contractually required contributions	\$ 1,266	\$ 1,247	\$ 1,261	\$ 1,384	\$ 1,513
Contributions in relation to the contractually required contribution	<u>1,266</u>	<u>1,247</u>	<u>1,261</u>	<u>1,384</u>	<u>1,513</u>
Contribution deficiency (excess)	<u>\$ -</u>	<u>\$ -</u>	<u>\$ -</u>	<u>\$ -</u>	<u>\$ -</u>
County's covered payroll	\$ 9,043	\$ 8,907	\$ 9,007	\$ 9,886	\$ 10,807
Contributions as a percentage of covered payroll	14.0%	14.0%	14.0%	14.0%	14.0%

Source: County Auditor's Office and the State Teachers Retirement System of Ohio

Notes: The schedule is reported as of the measurement date of the net pension liability.

FRANKLIN COUNTY, OHIO

Schedule of County's Proportionate Share of the Net Other Postemployment Benefits (OPEB) Liability (Asset) Last Eight Years ***(Amounts in 000's)***

Ohio Public Employees Retirement System

Year	<u>2017</u>	<u>2018</u>	<u>2019</u>	<u>2020</u>
County's proportion of the net OPEB liability (asset)	2.41868185%	2.43166342%	2.44858864%	2.39250225%
County's proportionate share of the net OPEB liability (asset)	\$ 244,295	\$ 264,060	\$ 319,238	\$ 330,467
County's covered payroll	\$ 319,751	\$ 327,989	\$ 339,336	\$ 333,708
County's proportionate share of the net OPEB liability (asset) as a percentage of its covered payroll	76.4%	80.5%	94.1%	99.0%
Plan fiduciary net position as a percentage of the total OPEB liability (asset)	54.5%	54.1%	46.3%	47.8%

Source: County Auditor's Office and the Ohio Public Employees Retirement System

State Teachers Retirement System

Fiscal year	<u>2017</u>	<u>2018</u>	<u>2019</u>	<u>2020</u>
County's proportion of the net OPEB liability (asset)	0.08127122%	0.07844498%	0.07557992%	0.07198992%
County's proportionate share of the net OPEB liability (asset)	\$ 3,171	\$ (1,261)	\$ (1,252)	\$ (1,265)
County's covered payroll	\$ 9,056	\$ 8,939	\$ 8,873	\$ 8,688
County's proportionate share of the net OPEB liability (asset) as a percentage of its covered payroll	35.0%	-14.1%	-14.1%	-14.6%
Plan fiduciary net position as a percentage of the total OPEB liability (asset)	47.1%	176.0%	174.7%	182.1%

Source: County Auditor's Office and the State Teachers Retirement System of Ohio

FRANKLIN COUNTY, OHIO

Schedule of County's Proportionate Share of the Net Other Postemployment Benefits (OPEB) Liability (Asset) Last Eight Years **(Amounts in 000's)**

Ohio Public Employees Retirement System

Year	<u>2021</u>	<u>2022</u>	<u>2023</u>	<u>2024</u> ¹
County's proportion of the net OPEB liability (asset)	2.54016065%	2.48068362%	2.44047973%	2.65667004%
County's proportionate share of the net OPEB liability (asset)	\$ (45,255)	\$ (77,699)	\$ 15,387	\$ (23,977)
County's covered payroll	\$ 357,614	\$ 362,118	\$ 378,716	\$ 448,838
County's proportionate share of the net OPEB liability (asset) as a percentage of its covered payroll	-12.7%	-21.5%	4.1%	-5.3%
Plan fiduciary net position as a percentage of the total OPEB liability (asset)	115.6%	128.2%	94.8%	107.8%

Source: County Auditor's Office and the Ohio Public Employees Retirement System

State Teachers Retirement System

Fiscal year	<u>2021</u>	<u>2022</u>	<u>2023</u>	<u>2024</u>
County's proportion of the net OPEB liability (asset)	0.07145594%	0.06862033%	0.07200874%	0.07397933%
County's proportionate share of the net OPEB liability (asset)	\$ (1,507)	\$ (1,777)	\$ (1,400)	\$ (1,403)
County's covered payroll	\$ 8,817	\$ 8,921	\$ 9,726	\$ 10,268
County's proportionate share of the net OPEB liability (asset) as a percentage of its covered payroll	-17.1%	-19.9%	-14.4%	-13.7%
Plan fiduciary net position as a percentage of the total OPEB liability (asset)	174.7%	230.7%	168.5%	158.0%

Source: County Auditor's Office and the State Teachers Retirement System of Ohio

Notes: ¹Last measurement date for Ohio Public Employees Retirement System is 2023.
 The County implemented GASB Statement 75 in 2018.
 Information prior to 2017 is not available. Schedule is intended to show information for ten years. Additional years will be displayed as they become available.
 The schedule is reported as of the measurement date of the net OPEB liability/asset.

FRANKLIN COUNTY, OHIO

Schedule of County's Other Postemployment Benefit (OPEB) Contributions

Last Ten Years

(Amounts in 000's)

Ohio Public Employees Retirement System

Year	<u>2015</u>	<u>2016</u>	<u>2017</u>	<u>2018</u>	<u>2019</u>
Contractually required contributions	\$ 6,145	\$ 6,395	\$ 3,280	\$ -	\$ -
Contributions in relation to the contractually required contribution	<u>6,145</u>	<u>6,395</u>	<u>3,280</u>	<u>-</u>	<u>-</u>
Contribution deficiency (excess)	<u>\$ -</u>	<u>\$ -</u>	<u>\$ -</u>	<u>\$ -</u>	<u>\$ -</u>
County's covered payroll	\$ 307,250	\$ 319,751	\$ 327,989	\$ 339,336	\$ 333,708
Contributions as a percentage of covered payroll	2.0%	2.0%	1.0%	0.0%	0.0%

Source: County Auditor's Office and the Ohio Public Employees Retirement System

State Teachers Retirement System

Fiscal year	<u>2015</u>	<u>2016</u>	<u>2017</u>	<u>2018</u>	<u>2019</u>
Contractually required contributions	\$ -	\$ -	\$ -	\$ -	\$ -
Contributions in relation to the contractually required contribution	<u>-</u>	<u>-</u>	<u>-</u>	<u>-</u>	<u>-</u>
Contribution deficiency (excess)	<u>\$ -</u>	<u>\$ -</u>	<u>\$ -</u>	<u>\$ -</u>	<u>\$ -</u>
County's covered payroll	\$ 9,035	\$ 9,021	\$ 9,014	\$ 8,930	\$ 8,743
Contributions as a percentage of covered payroll	0.0%	0.0%	0.0%	0.0%	0.0%

Source: County Auditor's Office and the State Teachers Retirement System of Ohio

FRANKLIN COUNTY, OHIO

**Schedule of County's Other Postemployment Benefit (OPEB) Contributions
Last Ten Years**

(Amounts in 000's)

Ohio Public Employees Retirement System

Year	<u>2020</u>	<u>2021</u>	<u>2022</u>	<u>2023</u>	<u>2024</u>
Contractually required contributions	\$ -	\$ -	\$ -	\$ -	\$ -
Contributions in relation to the contractually required contribution	<u>-</u>	<u>-</u>	<u>-</u>	<u>-</u>	<u>-</u>
Contribution deficiency (excess)	<u>\$ -</u>	<u>\$ -</u>	<u>\$ -</u>	<u>\$ -</u>	<u>\$ -</u>
County's covered payroll	\$ 357,614	\$ 362,118	\$ 378,716	\$ 448,838	\$ 468,954
Contributions as a percentage of covered payroll	0.0%	0.0%	0.0%	0.0%	0.0%

Source: County Auditor's Office and the Ohio Public Employees Retirement System

State Teachers Retirement System

Fiscal year	<u>2020</u>	<u>2021</u>	<u>2022</u>	<u>2023</u>	<u>2024</u>
Contractually required contributions	\$ -	\$ -	\$ -	\$ -	\$ -
Contributions in relation to the contractually required contribution	<u>-</u>	<u>-</u>	<u>-</u>	<u>-</u>	<u>-</u>
Contribution deficiency (excess)	<u>\$ -</u>	<u>\$ -</u>	<u>\$ -</u>	<u>\$ -</u>	<u>\$ -</u>
County's covered payroll	\$ 9,043	\$ 8,907	\$ 9,007	\$ 9,886	\$ 10,807
Contributions as a percentage of covered payroll	0.0%	0.0%	0.0%	0.0%	0.0%

Source: County Auditor's Office and the State Teachers Retirement System of Ohio

Notes: The County implemented GASB Statement 75 in 2018.
The schedule is reported as of the measurement date of the net OPEB liability/asset.

***Notes to the Required Supplementary Information
For the Year Ended December 31, 2024***

Ohio Public Employees Retirement System (OPERS)

Net Pension Liability

Changes in benefit terms: There were no changes in benefit terms for the period 2015 – 2024.

Changes in assumptions:

2015 – 2016: There were no changes in methods and assumptions used in the calculation of actuarial determined contributions.

2017: The following were the most significant changes of assumptions that affected total pension liability since the prior measurement date:

- Reduction in actuarial assumed rate of return from 8.0% to 7.5%
- Decrease in wage inflation from 3.75% to 3.25%
- Change in future salary increases from a range of 4.25% - 10.02% to 3.25% - 10.75%

2018: There were no changes in methods and assumptions used in the calculation of actuarial determined contributions.

2019: Reduction in actuarial assumed rate of return from 7.5% to 7.2%

2020: There were no changes in methods and assumptions used in the calculation of actuarial determined contributions.

2021: The cost-of-living adjustment for post-January 7, 2013 retirees changed from 1.4% to 0.5%.

2022: The following were the most significant changes of assumptions that affected total pension liability since the prior measurement date:

- Reduction in actuarial assumed rate of return from 7.2% to 6.9%
- Decrease in wage inflation from 3.25% to 2.75%
- Change in future salary increases from a range of 3.25% - 10.75% to 2.75% - 10.75%
- Change in cost-of-living adjustment for post-January 7, 2013 retirees from .05% to 3.0%

2023: There were no changes in methods and assumptions used in the calculation of actuarial determined contributions.

2024: Change in cost-of-living adjustment for post-January 7, 2013 retirees from 3.0% to 2.3%

***Notes to the Required Supplementary Information
For the Year Ended December 31, 2024***

Ohio Public Employees Retirement System (OPERS)

Net OPEB Liability

Changes in benefit terms: There were no changes in benefit terms for the period 2018 – 2019.

Changes in assumptions:

2018: The single discount rate changed from 4.23% to 3.85%.

2019: The following were the most significant changes of assumptions that affected total pension liability since the prior measurement date:

- Single discount rate changed from 3.85% to 3.96%
- Actuarial assumed rate of return was reduced from 6.5% to 6.0%
- Municipal bond rate increased from 3.31% to 3.71%
- Health care cost trend rate increased from 7.5% to 10.0%

2020: The following were the most significant changes of assumptions that affected total pension liability since the prior measurement date:

- Single discount rate changed from 3.96% to 3.16%
- Municipal bond rate decreased from 3.71% to 2.75%
- Health care cost trend rate increased from 10.0% to 10.5%

2021: The following were the most significant changes of assumptions that affected total pension liability since the prior measurement date:

- The single discount rate changed from 3.16% to 6.0%
- The municipal bond rates changed from 2.75% to 2.0%
- The health care cost trend rate changed from 10.5 percent initial to 8.5% initial with 3.5% ultimate extended to 2035

2022: The following were the most significant changes of assumptions that affected total pension liability since the prior measurement date:

- Municipal bond rate decreased from 2.0% to 1.84%
- Decrease in wage inflation from 3.25% to 2.75%
- Change in future salary increases from a range of 3.25% - 10.75% to 2.75% - 10.75%
- Health care cost trend rate changed from 8.5 percent initial with 3.5% ultimate extended to 2035 to 5.5% initial with 3.5% ultimate in 2034

2023: The following were the most significant changes of assumptions that affected total pension liability since the prior measurement date:

- Single discount rate decreased from 6.0% to 5.22%
- Municipal bond rate increased from 1.84% to 4.05%

2024: The following were the most significant changes of assumptions that affected total pension liability since the prior measurement date:

- Single discount rate decreased from 5.22% to 5.70%
- Municipal bond rate increased from 4.05% to 3.77%

***Notes to the Required Supplementary Information
For the Year Ended December 31, 2024***

State Teachers Retirement System (STRS)

Net Pension Liability

Changes in assumptions:

2021: The investment and discount rate of return changed from 7.45% to 7.0%.

Net OPEB Liability/Asset

Changes in assumptions:

2021: The investment and discount rate of return changed from 7.45% to 7.0%.

2022: Health care cost trend rate changed from 5.0% to 6.5% initial with 4.0% ultimate to 7.5% to 9.0% initial with 3.9% ultimate.

2023: Health care cost trend rate changed from 7.5% to 9.0% initial with 3.9% ultimate to 7.5% to -12.0% initial with 4.1% ultimate.

2024: Health care cost trend rate changed from 7.5% to -12.0% initial with 4.1% ultimate to 7.5% to 8.0% initial with 3.9% ultimate.

**Combining and Individual Fund
Statements and Schedules**

FRANKLIN COUNTY, OHIO

Nonmajor Governmental Funds

Nonmajor Special Revenue Funds

The special revenue funds are used to account for proceeds of specific revenue sources (other than debt service, capital projects, or enterprise funds) that are legally restricted to expenditures for specified purposes. A description of the nonmajor special revenue funds follows:

Public Assistance – This fund accounts for public assistance funding. Expenditures are restricted to provide job training and public assistance to qualified clients to pay their medical assistance providers and for certain public social services.

Motor Vehicle and Gasoline Tax – This fund accounts for revenue derived from taxes on gasoline and motor vehicle licenses. State law restricts expenditure of these funds to road and bridge maintenance and construction.

Senior Services – This fund accounts for the property taxes and grants spent for programs benefiting senior citizens.

Zoological Park – This fund accounts for the property taxes for the Columbus Zoo.

Child Support Enforcement – This fund accounts for the administration of the collection and distribution of voluntary and court-ordered child support payments.

Real Estate Assessment – This fund accounts for activities related to the appraisal of real property for tax purposes, and periodic county-wide revaluation. Funding is provided through charges to the various political subdivisions during the distribution of their property tax revenue.

Additional special revenue funds are listed below:

- Convention Center Lease (The Balance Sheet is not presented because there are no assets or liabilities at year end.)
- Justice Policy and Programs
- Economic Development and Planning
- Dog and Kennel
- Certificate of Title Administration (Budgetary only)
- Wireless Enhanced 9-1-1
- Domestic and Juvenile Court Grants
- Adult Probation and Community Corrections
- Emergency Management Agency
- Recorder Equipment (Budgetary only)
- Other Special Revenue Funds

Nonmajor Debt Service Funds

The debt service funds are used to account for the accumulation of governmental resources and payment of principal and interest on long-term debt. Debt service funds are as follows:

- General Bond Retirement
- Stadium Debt Service
- Sales Tax Debt Service

Nonmajor Capital Projects Funds

The capital projects funds are used to account for the financial resources used for the acquisition, construction or renovation of facilities (other than those financed by the enterprise funds). Following are descriptions of the nonmajor capital project funds:

County Justice Information System – This fund accounts for costs associated with providing a case management system that will allow attorneys to file petitions and other documents electronically through the internet.

Network Infrastructure – This fund accounts for costs associated with capital expenditures for purchases and improvements to network related initiatives.

Public Safety Center – This fund accounts for costs associated with the design and construction of the Public Safety Center facility.

Other Capital Projects – This fund accounts for miscellaneous capital projects including facility renovations.

FRANKLIN COUNTY, OHIO

**Combining Balance Sheet
Nonmajor Governmental Funds
December 31, 2024**

(Amounts in 000's)

	Nonmajor Special Revenue Funds	Nonmajor Debt Service Funds	Nonmajor Capital Projects Funds	Total
Assets:				
Equity with County Treasurer	\$ 192,747	\$ 840	\$ 18,783	\$ 212,370
Cash and investments in segregated accounts	1,535	405	-	1,940
Property taxes receivable, net	68,616	-	-	68,616
Accounts receivable	1,801	-	-	1,801
Due from other funds	79	-	-	79
Due from other governments	46,006	-	-	46,006
Leases receivable	-	13,405	-	13,405
Loans receivable, net	2,650	-	-	2,650
Inventories	3,064	-	-	3,064
Total assets	<u>\$ 316,498</u>	<u>\$ 14,650</u>	<u>\$ 18,783</u>	<u>\$ 349,931</u>
Liabilities, deferred inflows of resources, and fund balances:				
Liabilities:				
Accrued wages	\$ 5,130	\$ -	\$ -	\$ 5,130
Accounts payable	26,594	-	276	26,870
Matured bonds and interest payable	-	661	-	661
Due to other funds	588	-	-	588
Unearned revenue	5,118	-	-	5,118
Advances from other funds	1,045	-	-	1,045
Total liabilities	<u>38,475</u>	<u>661</u>	<u>276</u>	<u>39,412</u>
Deferred inflows of resources:				
Property taxes	67,228	-	-	67,228
Leases	-	13,079	-	13,079
Unavailable revenue	25,425	-	-	25,425
Total deferred inflows of resources	<u>92,653</u>	<u>13,079</u>	<u>-</u>	<u>105,732</u>
Fund balances:				
Nonspendable	3,064	-	-	3,064
Restricted	182,147	505	52	182,704
Committed	159	-	18,455	18,614
Assigned	-	405	-	405
Total fund balances	<u>185,370</u>	<u>910</u>	<u>18,507</u>	<u>204,787</u>
Total liabilities, deferred inflows of resources, and fund balances	<u>\$ 316,498</u>	<u>\$ 14,650</u>	<u>\$ 18,783</u>	<u>\$ 349,931</u>

FRANKLIN COUNTY, OHIO

**Combining Balance Sheet
Nonmajor Special Revenue Funds
December 31, 2024**

(Amounts in 000's)

	Public Assistance	Motor Vehicle and Gasoline Tax	Senior Services	Zoological Park
Assets:				
Equity with County Treasurer	\$ 14,724	\$ 14,108	\$ 72,813	\$ 5,623
Cash and investments in segregated accounts	-	-	-	-
Property taxes receivable, net	-	-	48,968	19,648
Accounts receivable	1	1,369	9	-
Due from other funds	-	-	-	-
Due from other governments	18,321	21,745	1,699	884
Loans receivable, net	-	-	-	-
Inventories	37	2,093	7	-
Total assets	\$ 33,083	\$ 39,315	\$ 123,496	\$ 26,155
 Liabilities, deferred inflows of resources, and fund balances:				
Liabilities:				
Accrued wages	\$ 1,951	\$ 787	\$ 349	\$ -
Accounts payable	9,022	2,034	6,317	5,674
Due to other funds	-	346	10	-
Unearned revenue	132	-	-	-
Advances from other funds	94	-	-	-
Total liabilities	11,199	3,167	6,676	5,674
 Deferred inflows of resources:				
Property taxes	-	-	47,989	19,239
Unavailable revenue	5,792	14,541	2,533	1,242
Total deferred inflows of resources	5,792	14,541	50,522	20,481
 Fund balances:				
Nonspendable	37	2,093	7	-
Restricted	16,055	19,514	66,291	-
Committed	-	-	-	-
Total fund balances	16,092	21,607	66,298	-
 Total liabilities, deferred inflows of resources, and fund balances				
	\$ 33,083	\$ 39,315	\$ 123,496	\$ 26,155

(Continued on next page)

FRANKLIN COUNTY, OHIO

**Combining Balance Sheet
Nonmajor Special Revenue Funds
December 31, 2024**

(Amounts in 000's)

	Child Support Enforcement	Real Estate Assessment	Justice Policy and Programs	Economic Development and Planning
Assets:				
Equity with County Treasurer	\$ 2,028	\$ 13,765	\$ 2,671	\$ 1,074
Cash and investments in segregated accounts	-	-	-	-
Property taxes receivable, net	-	-	-	-
Accounts receivable	33	-	54	-
Due from other funds	1	-	-	-
Due from other governments	-	-	1,259	3
Loans receivable, net	-	-	-	2,650
Inventories	17	12	84	-
Total assets	\$ 2,079	\$ 13,777	\$ 4,068	\$ 3,727
Liabilities, deferred inflows of resources, and fund balances:				
Liabilities:				
Accrued wages	\$ 707	\$ 482	\$ 118	\$ 3
Accounts payable	47	489	898	101
Due to other funds	216	3	-	-
Unearned revenue	-	-	685	2,650
Advances from other funds	-	-	-	-
Total liabilities	970	974	1,701	2,754
Deferred inflows of resources:				
Property taxes	-	-	-	-
Unavailable revenue	-	-	739	3
Total deferred inflows of resources	-	-	739	3
Fund balances:				
Nonspendable	17	12	84	-
Restricted	1,092	12,791	1,544	970
Committed	-	-	-	-
Total fund balances	1,109	12,803	1,628	970
Total liabilities, deferred inflows of resources, and fund balances	\$ 2,079	\$ 13,777	\$ 4,068	\$ 3,727

(Continued on next page)

FRANKLIN COUNTY, OHIO

**Combining Balance Sheet
Nonmajor Special Revenue Funds
December 31, 2024**

(Amounts in 000's)

	Dog and Kennel	Wireless Enhanced 9-1-1	Domestic and Juvenile Court Grants	Adult Probation and Community Corrections
Assets:				
Equity with County Treasurer	\$ 4,021	\$ 2,925	\$ 7,018	\$ 1,409
Cash and investments in segregated accounts	1	-	-	-
Property taxes receivable, net	-	-	-	-
Accounts receivable	-	-	-	-
Due from other funds	-	-	-	-
Due from other governments	-	939	859	-
Loans receivable, net	-	-	-	-
Inventories	106	-	-	-
Total assets	\$ 4,128	\$ 3,864	\$ 7,877	\$ 1,409
 Liabilities, deferred inflows of resources, and fund balances:				
Liabilities:				
Accrued wages	\$ 222	\$ -	\$ 45	\$ 98
Accounts payable	436	37	369	107
Due to other funds	-	-	10	-
Unearned revenue	1,651	-	-	-
Advances from other funds	-	-	-	-
Total liabilities	2,309	37	424	205
 Deferred inflows of resources:				
Property taxes	-	-	-	-
Unavailable revenue	-	337	187	-
Total deferred inflows of resources	-	337	187	-
 Fund balances:				
Nonspendable	106	-	-	-
Restricted	1,713	3,490	7,266	1,204
Committed	-	-	-	-
Total fund balances	1,819	3,490	7,266	1,204
 Total liabilities, deferred inflows of resources, and fund balances				
	\$ 4,128	\$ 3,864	\$ 7,877	\$ 1,409

(Continued on next page)

FRANKLIN COUNTY, OHIO

***Combining Balance Sheet
Nonmajor Special Revenue Funds
December 31, 2024***

(Amounts in 000's)

	Emergency Management Agency	Other Special Revenue	Total
Assets:			
Equity with County Treasurer	\$ 3,165	\$ 47,403	\$ 192,747
Cash and investments in segregated accounts	-	1,534	1,535
Property taxes receivable, net	-	-	68,616
Accounts receivable	35	300	1,801
Due from other funds	53	25	79
Due from other governments	87	210	46,006
Loans receivable, net	-	-	2,650
Inventories	571	137	3,064
Total assets	\$ 3,911	\$ 49,609	\$ 316,498
Liabilities, deferred inflows of resources, and fund balances:			
Liabilities:			
Accrued wages	\$ 57	\$ 311	\$ 5,130
Accounts payable	61	1,002	26,594
Due to other funds	1	2	588
Unearned revenue	-	-	5,118
Advances from other funds	-	951	1,045
Total liabilities	119	2,266	38,475
Deferred inflows of resources:			
Property taxes	-	-	67,228
Unavailable revenue	51	-	25,425
Total deferred inflows of resources	51	-	92,653
Fund balances:			
Nonspendable	571	137	3,064
Restricted	3,170	47,047	182,147
Committed	-	159	159
Total fund balances	3,741	47,343	185,370
Total liabilities, deferred inflows of resources, and fund balances			
	\$ 3,911	\$ 49,609	\$ 316,498

FRANKLIN COUNTY, OHIO

**Combining Balance Sheet
Nonmajor Debt Service Funds
December 31, 2024**

(Amounts in 000's)

	General Bond Retirement	Stadium Debt Service	Sales Tax Debt Service	Total
Assets:				
Equity with County Treasurer	\$ 661	\$ 179	\$ -	\$ 840
Cash and investments in segregated accounts	-	-	405	405
Leases receivable	-	13,405	-	13,405
Total assets	\$ 661	\$ 13,584	\$ 405	\$ 14,650
Liabilities, deferred inflows of resources, and fund balances:				
Liabilities:				
Matured bonds and interest payable	\$ 661	\$ -	\$ -	\$ 661
Total liabilities	661	-	-	661
Deferred inflows of resources:				
Leases	-	13,079	-	13,079
Total deferred inflows of resources	-	13,079	-	13,079
Fund balances:				
Restricted	-	505	-	505
Assigned	-	-	405	405
Total fund balance	-	505	405	910
Total liabilities, deferred inflows of resources, and fund balance				
	\$ 661	\$ 13,584	\$ 405	\$ 14,650

FRANKLIN COUNTY, OHIO

**Combining Balance Sheet
Nonmajor Capital Projects Funds
December 31, 2024**

(Amounts in 000's)

	County Justice Information System	Network Infrastructure	Public Safety Center
Assets:			
Equity with County Treasurer	\$ 7,798	\$ 3,600	\$ 6
Total assets	\$ 7,798	\$ 3,600	\$ 6
Liabilities, deferred inflows of resources, and fund balances:			
Liabilities:			
Accounts payable	\$ 276	\$ -	\$ -
Total liabilities	276	-	-
Deferred inflows of resources:			
Total deferred inflows of resources	-	-	-
Fund balances:			
Restricted	-	-	-
Committed	7,522	3,600	6
Total fund balances	7,522	3,600	6
Total liabilities, deferred inflows of resources, and fund balances	\$ 7,798	\$ 3,600	\$ 6

FRANKLIN COUNTY, OHIO

**Combining Balance Sheet
Nonmajor Capital Projects Funds
December 31, 2024**

(Amounts in 000's)

	Other Capital Projects	Total
Assets:		
Equity with County Treasurer	\$ 7,379	\$ 18,783
Total assets	\$ 7,379	\$ 18,783
Liabilities, deferred inflows of resources, and fund balances:		
Liabilities:		
Accounts payable	\$ -	\$ 276
Total liabilities	-	276
Deferred inflows of resources:		
Total deferred inflows of resources	-	-
Fund balances:		
Restricted	52	52
Committed	7,327	18,455
Total fund balances	7,379	18,507
Total liabilities, deferred inflows of resources, and fund balances	\$ 7,379	\$ 18,783

FRANKLIN COUNTY, OHIO

**Combining Statement of Revenues, Expenditures and Changes in Fund Balance
Nonmajor Governmental Funds
For The Year Ended December 31, 2024**

(Amounts in 000's)

	Nonmajor Special Revenue Funds	Nonmajor Debt Service Funds	Nonmajor Capital Projects Funds	Total
Revenues:				
Property taxes	\$ 66,701	\$ -	\$ 89	\$ 66,790
Licenses and permits	1,880	-	-	1,880
Fees and charges for services	53,349	-	-	53,349
Fines and forfeitures	1,757	-	-	1,757
Intergovernmental	222,703	-	-	222,703
Investment income	974	406	-	1,380
Other	12,350	2,231	-	14,581
Total revenues	<u>359,714</u>	<u>2,637</u>	<u>89</u>	<u>362,440</u>
Expenditures:				
Current:				
General government	30,072	-	-	30,072
Judicial	7,333	-	-	7,333
Public safety	33,140	-	-	33,140
Human services	239,351	-	-	239,351
Health	301	-	-	301
Public works	57,753	-	-	57,753
Conservation and recreation	20,745	-	-	20,745
Community development	2,046	-	-	2,046
Capital outlays	-	-	8,129	8,129
Debt service:				
Principal retirement	3,985	22,957	63	27,005
Interest charges	1,418	15,326	342	17,086
Intergovernmental grants	27,968	-	-	27,968
Total expenditures	<u>424,112</u>	<u>38,283</u>	<u>8,534</u>	<u>470,929</u>
Excess (deficiency) of revenues over (under) expenditures	(64,398)	(35,646)	(8,445)	(108,489)
Other financing sources (uses):				
Transfers in	33,557	34,922	1,000	69,479
Transfers out	(252)	-	-	(252)
Issuance of debt	1,672	-	-	1,672
Capital leases	4,341	-	1,752	6,093
Sale of capital assets	94	-	-	94
Total other financing sources (uses)	<u>39,412</u>	<u>34,922</u>	<u>2,752</u>	<u>77,086</u>
Net change in fund balances	(24,986)	(724)	(5,693)	(31,403)
Fund balances - beginning	210,356	1,634	24,200	236,190
Fund balances - ending	<u>\$ 185,370</u>	<u>\$ 910</u>	<u>\$ 18,507</u>	<u>\$ 204,787</u>

FRANKLIN COUNTY, OHIO

**Combining Statement of Revenues, Expenditures and Changes in Fund Balance
Nonmajor Special Revenue Funds
For the Year Ended December 31, 2024**

(Amounts in 000's)

	<u>Public Assistance</u>	<u>Motor Vehicle and Gasoline Tax</u>	<u>Senior Services</u>	<u>Zoological Park</u>
Revenues:				
Property taxes	\$ -	\$ -	\$ 47,696	\$ 19,005
Licenses and permits	-	115	-	-
Fees and charges for services	-	9,639	988	-
Fines and forfeitures	-	298	-	-
Intergovernmental	119,287	46,639	6,017	1,740
Investment income	-	528	-	-
Other	1,017	744	166	-
Total revenues	<u>120,304</u>	<u>57,963</u>	<u>54,867</u>	<u>20,745</u>
Expenditures:				
Current:				
General government	-	-	-	-
Judicial	-	-	-	-
Public safety	-	-	-	-
Human services	138,434	-	73,431	-
Health	-	-	-	-
Public works	-	55,345	-	-
Conservation and recreation	-	-	-	20,745
Community development	-	-	-	-
Debt service:				
Principal retirement	2,157	538	41	-
Interest charges	774	-	282	-
Intergovernmental grants	-	-	341	-
Total expenditures	<u>141,365</u>	<u>55,883</u>	<u>74,095</u>	<u>20,745</u>
Excess (deficiency) of revenues over (under) expenditures	(21,061)	2,080	(19,228)	-
Other financing sources (uses):				
Transfers in	18,125	-	-	-
Transfers out	-	(193)	-	-
Issuance of debt	-	1,672	-	-
Capital leases	-	-	2,964	-
Sale of capital assets	-	94	-	-
Total other financing sources (uses)	<u>18,125</u>	<u>1,573</u>	<u>2,964</u>	<u>-</u>
Net change in fund balances	(2,936)	3,653	(16,264)	-
Fund balances - beginning	19,028	17,954	82,562	-
Fund balances - ending	<u>\$ 16,092</u>	<u>\$ 21,607</u>	<u>\$ 66,298</u>	<u>\$ -</u>

(Continued on next page)

FRANKLIN COUNTY, OHIO

**Combining Statement of Revenues, Expenditures and Changes in Fund Balance
Nonmajor Special Revenue Funds
For the Year Ended December 31, 2024**

(Amounts in 000's)

	Child Support Enforcement	Real Estate Assessment	Convention Center Lease	Justice Policy and Programs
Revenues:				
Property taxes	\$ -	\$ -	\$ -	\$ -
Licenses and permits	-	-	-	-
Fees and charges for services	2,544	21,335	-	500
Fines and forfeitures	-	-	-	-
Intergovernmental	19,274	-	-	6,279
Investment income	-	-	-	51
Other	54	-	4,754	99
Total revenues	<u>21,872</u>	<u>21,335</u>	<u>4,754</u>	<u>6,929</u>
Expenditures:				
Current:				
General government	-	19,743	4,754	-
Judicial	-	-	-	-
Public safety	-	-	-	6,402
Human services	26,235	-	-	1,251
Health	-	-	-	-
Public works	-	-	-	-
Conservation and recreation	-	-	-	-
Community development	-	-	-	-
Debt service:				
Principal retirement	-	705	-	-
Interest charges	-	335	-	-
Intergovernmental grants	-	-	-	2,101
Total expenditures	<u>26,235</u>	<u>20,783</u>	<u>4,754</u>	<u>9,754</u>
Excess (deficiency) of revenues over (under) expenditures	(4,363)	552	-	(2,825)
Other financing sources (uses):				
Transfers in	3,500	-	-	2,481
Transfers out	-	-	-	-
Issuance of debt	-	-	-	-
Capital leases	-	1,377	-	-
Sale of capital assets	-	-	-	-
Total other financing sources (uses)	<u>3,500</u>	<u>1,377</u>	<u>-</u>	<u>2,481</u>
Net change in fund balances	(863)	1,929	-	(344)
Fund balances - beginning	1,972	10,874	-	1,972
Fund balances - ending	<u>\$ 1,109</u>	<u>\$ 12,803</u>	<u>\$ -</u>	<u>\$ 1,628</u>

(Continued on next page)

FRANKLIN COUNTY, OHIO

**Combining Statement of Revenues, Expenditures and Changes in Fund Balance
Nonmajor Special Revenue Funds
For the Year Ended December 31, 2024**

(Amounts in 000's)

	Economic Development and Planning	Dog and Kennel	Wireless Enhanced 9-1-1	Domestic and Juvenile Court Grants
Revenues:				
Property taxes	\$ -	\$ -	\$ -	\$ -
Licenses and permits	-	1,494	-	-
Fees and charges for services	257	186	-	-
Fines and forfeitures	-	276	-	-
Intergovernmental	2,586	-	3,615	3,320
Investment income	-	-	-	-
Other	124	102	-	-
Total revenues	<u>2,967</u>	<u>2,058</u>	<u>3,615</u>	<u>3,320</u>
Expenditures:				
Current:				
General government	-	-	-	-
Judicial	-	-	-	-
Public safety	-	8,797	153	3,780
Human services	-	-	-	-
Health	-	-	-	-
Public works	-	-	-	-
Conservation and recreation	-	-	-	-
Community development	2,046	-	-	-
Debt service:				
Principal retirement	-	-	-	-
Interest charges	-	-	-	-
Intergovernmental grants	714	-	2,485	-
Total expenditures	<u>2,760</u>	<u>8,797</u>	<u>2,638</u>	<u>3,780</u>
Excess (deficiency) of revenues over (under) expenditures	207	(6,739)	977	(460)
Other financing sources (uses):				
Transfers in	-	4,970	-	500
Transfers out	-	-	-	-
Issuance of debt	-	-	-	-
Capital leases	-	-	-	-
Sale of capital assets	-	-	-	-
Total other financing sources (uses)	<u>-</u>	<u>4,970</u>	<u>-</u>	<u>500</u>
Net change in fund balances	207	(1,769)	977	40
Fund balances - beginning	763	3,588	2,513	7,226
Fund balances - ending	<u>\$ 970</u>	<u>\$ 1,819</u>	<u>\$ 3,490</u>	<u>\$ 7,266</u>

(Continued on next page)

FRANKLIN COUNTY, OHIO

**Combining Statement of Revenues, Expenditures and Changes in Fund Balance
Nonmajor Special Revenue Funds
For the Year Ended December 31, 2024**

(Amounts in 000's)

	Adult Probation and Community Corrections	Emergency Management Agency	Other Special Revenue	Total
Revenues:				
Property taxes	\$ -	\$ -	\$ -	\$ 66,701
Licenses and permits	-	-	271	1,880
Fees and charges for services	56	2,063	15,781	53,349
Fines and forfeitures	-	-	1,183	1,757
Intergovernmental	3,681	1,569	8,696	222,703
Investment income	-	-	395	974
Other	-	172	5,118	12,350
Total revenues	<u>3,737</u>	<u>3,804</u>	<u>31,444</u>	<u>359,714</u>
Expenditures:				
Current:				
General government	-	-	5,575	30,072
Judicial	-	-	7,333	7,333
Public safety	3,778	2,242	7,988	33,140
Human services	-	-	-	239,351
Health	-	-	301	301
Public works	-	-	2,408	57,753
Conservation and recreation	-	-	-	20,745
Community development	-	-	-	2,046
Debt service:				
Principal retirement	-	544	-	3,985
Interest charges	-	27	-	1,418
Intergovernmental grants	-	679	21,648	27,968
Total expenditures	<u>3,778</u>	<u>3,492</u>	<u>45,253</u>	<u>424,112</u>
Excess (deficiency) of revenues over (under) expenditures	(41)	312	(13,809)	(64,398)
Other financing sources (uses):				
Transfers in	-	490	3,491	33,557
Transfers out	-	-	(59)	(252)
Issuance of debt	-	-	-	1,672
Capital leases	-	-	-	4,341
Sale of capital assets	-	-	-	94
Total other financing sources (uses)	<u>-</u>	<u>490</u>	<u>3,432</u>	<u>39,412</u>
Net change in fund balances	(41)	802	(10,377)	(24,986)
Fund balances - beginning	1,245	2,939	57,720	210,356
Fund balances - ending	<u>\$ 1,204</u>	<u>\$ 3,741</u>	<u>\$ 47,343</u>	<u>\$ 185,370</u>

FRANKLIN COUNTY, OHIO

***Combining Statement of Revenues, Expenditures and Changes in Fund Balance
Nonmajor Debt Service Funds
For the Year Ended December 31, 2024***

(Amounts in 000's)

	General Bond Retirement	Stadium Debt Service	Sales Tax Debt Service	Total
Revenues:				
Investment income	\$ -	\$ -	\$ 406	\$ 406
Other	790	1,441	-	2,231
Total revenues	790	1,441	406	2,637
Expenditures:				
Debt service:				
Principal retirement	17,167	1,315	4,475	22,957
Interest charges	4,737	828	9,761	15,326
Total expenditures	21,904	2,143	14,236	38,283
Excess (deficiency) of revenues over (under) expenditures	(21,114)	(702)	(13,830)	(35,646)
Other financing sources (uses):				
Transfers in	21,129	-	13,793	34,922
Total other financing sources (uses)	21,129	-	13,793	34,922
Net change in fund balance	15	(702)	(37)	(724)
Fund balance - beginning	(15)	1,207	442	1,634
Fund balance - ending	\$ -	\$ 505	\$ 405	\$ 910

FRANKLIN COUNTY, OHIO

***Combining Statement of Revenues, Expenditures and Changes in Fund Balance
Nonmajor Capital Projects Funds
For the Year Ended December 31, 2024***

(Amounts in 000's)

	County Justice Information System	Network Infrastructure	Public Safety Center
Revenues:			
Property taxes	\$ -	\$ -	\$ -
Total revenues	-	-	-
Expenditures:			
Capital outlays	3,023	1,333	3,454
Debt service:			
Principal retirement	63	-	-
Interest charges	342	-	-
Total expenditures	3,428	1,333	3,454
Excess (deficiency) of revenues over (under) expenditures	(3,428)	(1,333)	(3,454)
Other financing sources (uses):			
Transfers in	-	500	-
Capital lease transactions	1,752	-	-
Total other financing sources (uses)	1,752	500	-
Net change in fund balances	(1,676)	(833)	(3,454)
Fund balances - beginning	9,198	4,433	3,460
Fund balances - ending	\$ 7,522	\$ 3,600	\$ 6

(Continued on next page)

FRANKLIN COUNTY, OHIO

***Combining Statement of Revenues, Expenditures and Changes in Fund Balance
Nonmajor Capital Projects Funds
For the Year Ended December 31, 2024***

(Amounts in 000's)

	Other Capital Projects	Total
Revenues:		
Property taxes	\$ 89	\$ 89
Total revenues	<u>89</u>	<u>89</u>
Expenditures:		
Capital outlays	319	8,129
Debt service:		
Principal retirement	-	63
Interest charges	-	342
Total expenditures	<u>319</u>	<u>8,534</u>
Excess (deficiency) of revenues over (under) expenditures	(230)	(8,445)
Other financing sources (uses):		
Transfers in	500	1,000
Capital lease transactions	-	1,752
Total other financing sources (uses)	<u>500</u>	<u>2,752</u>
Net change in fund balances	270	(5,693)
Fund balances - beginning	7,109	24,200
Fund balances - ending	<u>\$ 7,379</u>	<u>\$ 18,507</u>

FRANKLIN COUNTY, OHIO

**Schedule of Revenues, Expenditures and Changes in
Fund Balance – Budget and Actual (Non-GAAP Budgetary Basis)
Major Funds – General Fund
For the Year Ended December 31, 2024**

(Amounts in 000's)

	Budgeted Amounts			Variance with Final Budget Positive (Negative)
	Original	Final	Actual Amounts	
Revenues:				
Sales tax	\$ 399,100	\$ 403,131	\$ 402,354	\$ (777)
Property taxes	80,676	82,493	83,601	1,108
Licenses and permits	847	847	794	(53)
Fees and charges for services	53,282	53,282	55,412	2,130
Fines and forfeitures	1,581	1,581	2,647	1,066
Intergovernmental	138,734	161,273	152,240	(9,033)
Investment income	34,514	46,514	50,952	4,438
Other	2,982	2,982	3,435	453
Total revenues	<u>711,716</u>	<u>752,103</u>	<u>751,435</u>	<u>(668)</u>
Expenditures:				
Current:				
General government				
Commissioners				
Personal services	9,086	4,235	4,148	87
Fringe benefits	2,042	1,637	1,532	105
Materials and services	9,164	12,746	12,562	184
Capital outlays	103	-	-	-
Contingencies	17,500	-	-	-
Total commissioners	<u>37,895</u>	<u>18,618</u>	<u>18,242</u>	<u>376</u>
General services				
Personal services	2,330	2,538	2,508	30
Fringe benefits	1,164	1,214	1,160	54
Materials and services	5,850	6,418	5,998	420
Capital outlays	65	498	485	13
Total general services	<u>9,409</u>	<u>10,668</u>	<u>10,151</u>	<u>517</u>
Public facilities management				
Personal services	11,169	9,194	9,082	112
Fringe benefits	6,991	5,312	5,015	297
Materials and services	17,206	19,706	19,393	313
Grants	6,225	11,875	11,813	62
Capital outlays	76	76	76	-
Total public facilities management	<u>41,667</u>	<u>46,163</u>	<u>45,379</u>	<u>784</u>
Fleet management				
Capital outlays	4,752	4,752	4,564	188
Total fleet management	<u>4,752</u>	<u>4,752</u>	<u>4,564</u>	<u>188</u>
Human resources				
Personal services	1,404	1,497	1,497	-
Fringe benefits	650	726	692	34
Materials and services	2,027	1,748	1,443	305
Total human resources	<u>4,081</u>	<u>3,971</u>	<u>3,632</u>	<u>339</u>

(Continued on next page)

FRANKLIN COUNTY, OHIO

**Schedule of Revenues, Expenditures and Changes in
Fund Balance – Budget and Actual (Non-GAAP Budgetary Basis)
Major Funds – General Fund
For the Year Ended December 31, 2024**

(Amounts in 000's)

	Budgeted Amounts		Actual Amounts	Variance with Final Budget Positive (Negative)
	Original	Final		
Community partnerships				
Personal services	158	170	168	2
Fringe benefits	76	77	74	3
Materials and services	5	5	3	2
Grants	36,750	41,910	41,828	82
Total community partnerships	36,989	42,162	42,073	89
Auditor				
Personal services	2,305	2,321	2,307	14
Fringe benefits	991	1,041	1,021	20
Materials and services	1,564	1,619	1,468	151
Total auditor	4,860	4,981	4,796	185
Data center				
Personal services	8,081	8,757	8,727	30
Fringe benefits	3,154	3,382	3,381	1
Materials and services	11,674	10,749	10,640	109
Total data center	22,909	22,888	22,748	140
Recorder				
Personal services	2,544	2,646	2,581	65
Fringe benefits	1,422	1,439	1,317	122
Materials and services	114	114	65	49
Total recorder	4,080	4,199	3,963	236
Treasurer				
Personal services	2,134	2,265	2,226	39
Fringe benefits	1,063	1,157	1,097	60
Materials and services	1,709	1,409	924	485
Capital outlays	271	271	8	263
Total treasurer	5,177	5,102	4,255	847
Board of elections				
Personal services	9,367	10,335	10,173	162
Fringe benefits	2,401	2,770	2,448	322
Materials and services	4,079	4,079	4,076	3
Total board of elections	15,847	17,184	16,697	487
Commissioners - risk management				
Materials and services	2,066	9,332	9,331	1
Total commissioners-risk management	2,066	9,332	9,331	1
Total general government	189,732	190,020	185,831	4,189

(Continued on next page)

FRANKLIN COUNTY, OHIO

**Schedule of Revenues, Expenditures and Changes in
Fund Balance – Budget and Actual (Non-GAAP Budgetary Basis)
Major Funds – General Fund
For the Year Ended December 31, 2024**

(Amounts in 000's)

	Budgeted Amounts		Actual Amounts	Variance with Final Budget Positive (Negative)
	Original	Final		
Judicial				
Prosecuting attorney				
Personal services	19,150	20,186	20,067	119
Fringe benefits	7,805	7,933	7,732	201
Materials and services	1,427	1,127	956	171
Total prosecuting attorney	<u>28,382</u>	<u>29,246</u>	<u>28,755</u>	<u>491</u>
Court of appeals				
Materials and services	431	431	375	56
Total court of appeals	<u>431</u>	<u>431</u>	<u>375</u>	<u>56</u>
Common pleas court				
Personal services	17,211	17,930	17,899	31
Fringe benefits	8,258	8,425	8,425	-
Materials and services	7,324	7,196	7,193	3
Capital outlays	2,400	2,400	1,533	867
Total common pleas court	<u>35,193</u>	<u>35,951</u>	<u>35,050</u>	<u>901</u>
Domestic and juvenile court				
Personal services	27,328	29,713	29,379	334
Fringe benefits	12,503	12,845	12,605	240
Materials and services	16,594	14,427	14,116	311
Total domestic and juvenile court	<u>56,425</u>	<u>56,985</u>	<u>56,100</u>	<u>885</u>
Probate court				
Personal services	4,226	4,417	4,387	30
Fringe benefits	2,055	2,114	2,106	8
Materials and services	684	632	470	162
Total probate court	<u>6,965</u>	<u>7,163</u>	<u>6,963</u>	<u>200</u>
Clerk of courts				
Personal services	6,767	6,907	6,687	220
Fringe benefits	4,128	4,151	3,720	431
Materials and services	1,013	1,387	938	449
Total clerk of courts	<u>11,908</u>	<u>12,445</u>	<u>11,345</u>	<u>1,100</u>
Municipal court				
Personal services	667	679	667	12
Fringe benefits	219	221	219	2
Materials and services	1,482	1,482	1,199	283
Total municipal court	<u>2,368</u>	<u>2,382</u>	<u>2,085</u>	<u>297</u>

(Continued on next page)

FRANKLIN COUNTY, OHIO

**Schedule of Revenues, Expenditures and Changes in
Fund Balance – Budget and Actual (Non-GAAP Budgetary Basis)
Major Funds – General Fund
For the Year Ended December 31, 2024**

(Amounts in 000's)

	Budgeted Amounts		Actual Amounts	Variance with Final Budget Positive (Negative)
	Original	Final		
Municipal court clerk				
Personal services	51	51	51	-
Fringe benefits	16	16	16	-
Materials and services	40	40	24	16
Total municipal court clerk	<u>107</u>	<u>107</u>	<u>91</u>	<u>16</u>
Public defender				
Personal services	10,652	11,681	11,668	13
Fringe benefits	4,748	4,841	4,806	35
Materials and services	2,390	2,098	1,968	130
Total public defender	<u>17,790</u>	<u>18,620</u>	<u>18,442</u>	<u>178</u>
Total judicial	159,569	163,330	159,206	4,124
Public safety				
Coroner				
Personal services	6,096	6,426	6,343	83
Fringe benefits	2,484	2,512	2,301	211
Materials and services	2,563	2,383	2,047	336
Capital outlays	9	157	128	29
Total coroner	<u>11,152</u>	<u>11,478</u>	<u>10,819</u>	<u>659</u>
Sheriff				
Personal services	116,610	137,478	137,477	1
Fringe benefits	49,888	54,023	53,925	98
Materials and services	36,715	36,735	36,657	78
Capital outlays	749	668	589	79
Contingencies	400	-	-	-
Total sheriff	<u>204,362</u>	<u>228,904</u>	<u>228,648</u>	<u>256</u>
Sheriff - rotary				
Personal services	4,064	4,064	2,981	1,083
Fringe benefits	1,688	1,688	1,211	477
Materials and services	213	213	157	56
Capital outlays	70	110	97	13
Total sheriff - rotary	<u>6,035</u>	<u>6,075</u>	<u>4,446</u>	<u>1,629</u>
Total public safety	221,549	246,457	243,913	2,544
Human services				
Veterans' service commission				
Personal services	1,748	1,856	1,828	28
Fringe benefits	941	912	879	33
Materials and services	1,637	2,037	1,818	219
Grants	3,711	4,811	4,721	90
Total human services	<u>8,037</u>	<u>9,616</u>	<u>9,246</u>	<u>370</u>

(Continued on next page)

FRANKLIN COUNTY, OHIO

**Schedule of Revenues, Expenditures and Changes in
Fund Balance – Budget and Actual (Non-GAAP Budgetary Basis)
Major Funds – General Fund
For the Year Ended December 31, 2024**

(Amounts in 000's)

	Budgeted Amounts		Actual Amounts	Variance with Final Budget Positive (Negative)
	Original	Final		
Public works				
Engineer				
Personal services	692	718	670	48
Fringe benefits	286	291	286	5
Materials and services	669	669	645	24
Capital outlays	25	49	24	25
Total public works	1,672	1,727	1,625	102
Community development				
Economic development and planning				
Personal services	1,361	1,411	1,411	-
Fringe benefits	621	643	611	32
Materials and services	1,720	1,699	1,321	378
Grants	61,715	48,990	43,254	5,736
Capital outlays	7	7	5	2
Total community development	65,424	52,750	46,602	6,148
Capital outlays				
Public facilities management - permanent improvement projects				
Capital outlays	26,598	47,134	35,790	11,344
Total capital outlays	26,598	47,134	35,790	11,344
Intergovernmental grants				
Community partnerships				
Intergovernmental grants	-	7,525	7,523	2
Economic development and planning				
Intergovernmental grants	-	27,485	27,483	2
Total intergovernmental grants	-	35,010	35,006	4
Total expenditures	672,581	746,044	717,219	28,825
Excess (deficiency) of revenues over (under) expenditures	39,135	6,059	34,216	28,157
Other financing sources (uses):				
Transfers out	(87,616)	(93,192)	(75,553)	17,639
Advances in	8	8	180	172
Advances out	-	(100)	(100)	-
Proceeds from sale of capital assets	17	17	3,526	3,509
Total other financing sources (uses)	(87,591)	(93,267)	(71,947)	21,320
Net change in fund balance	(48,456)	(87,208)	(37,731)	49,477
Fund balance - beginning	459,811	459,811	459,811	-
Fund balance - ending	\$ 411,355	\$ 372,603	\$ 422,080	\$ 49,477

FRANKLIN COUNTY, OHIO

***Schedule of Revenues, Expenditures and Changes in
Fund Balance – Budget and Actual (Non-GAAP Budgetary Basis)
Major Funds – Special Revenue Fund – Board of Developmental Disabilities Fund
For the Year Ended December 31, 2024*** *(Amounts in 000's)*

	Budgeted Amounts			Variance with Final Budget Positive (Negative)
	Original	Final Budget	Actual Amounts	
Revenues:				
Property taxes	\$ 188,792	\$ 187,049	\$ 185,481	\$ (1,568)
Fees and charges for services	2,674	2,674	2,403	(271)
Intergovernmental	42,048	43,823	44,719	896
Other	7,750	7,750	12,218	4,468
Total revenues	241,264	241,296	244,821	3,525
Expenditures:				
Current:				
Health				
Program for developmental disabilities				
Personal services	45,470	47,215	46,850	365
Fringe benefits	23,362	23,647	23,329	318
Materials and services	15,675	15,410	12,747	2,663
Social services	169,786	184,424	174,716	9,708
Capital outlays	718	984	848	136
Total expenditures	255,011	271,680	258,490	13,190
Excess (deficiency) of revenues over (under) expenditures	(13,747)	(30,384)	(13,669)	16,715
Other financing sources (uses):				
Proceeds from sale of capital assets	50	50	3,963	3,913
Total other financing sources (uses)	50	50	3,963	3,913
Net change in fund balance	(13,697)	(30,334)	(9,706)	20,628
Fund balance - beginning	424,000	424,000	424,000	-
Fund balance - ending	\$ 410,303	\$ 393,666	\$ 414,294	\$ 20,628

FRANKLIN COUNTY, OHIO

***Schedule of Revenues, Expenditures and Changes in
Fund Balance – Budget and Actual (Non-GAAP Budgetary Basis)
Major Funds – Special Revenue Fund – Children Services Board Fund
For the Year Ended December 31, 2024*** *(Amounts in 000's)*

	Budgeted Amounts			Variance with Final Budget Positive (Negative)
	Original	Final	Actual Amounts	
Revenues:				
Property taxes	\$ 132,035	\$ 130,776	\$ 129,786	\$ (990)
Fees and charges for services	1,890	1,890	1,097	(793)
Intergovernmental	69,085	69,813	73,712	3,899
Other	1,260	1,260	1,032	(228)
Total revenues	204,270	203,739	205,627	1,888
Expenditures:				
Current:				
Human services				
Children services board - special levy				
Personal services	55,369	56,950	56,846	104
Fringe benefits	27,791	27,946	27,155	791
Materials and services	18,763	20,263	18,791	1,472
Social services	117,529	123,529	122,289	1,240
Capital outlays	638	638	323	315
Total expenditures	220,090	229,326	225,404	3,922
Excess (deficiency) of revenues over (under) expenditures	(15,820)	(25,587)	(19,777)	5,810
Other financing sources (uses):				
Proceeds from sale of capital assets	5	5	8	3
Total other financing sources (uses)	5	5	8	3
Net change in fund balance	(15,815)	(25,582)	(19,769)	5,813
Fund balance - beginning	146,742	146,742	146,742	-
Fund balance - ending	\$ 130,927	\$ 121,160	\$ 126,973	\$ 5,813

FRANKLIN COUNTY, OHIO

***Schedule of Revenues, Expenditures and Changes in
Fund Balance – Budget and Actual (Non-GAAP Budgetary Basis)
Major Funds – Special Revenue Fund – Alcohol, Drug and Mental Health Board Fund
For the Year Ended December 31, 2024*** *(Amounts in 000's)*

	Budgeted Amounts		Actual Amounts	Variance with Final Budget Positive (Negative)
	Original	Final		
Revenues:				
Property taxes	\$ 83,397	\$ 82,667	\$ 82,376	\$ (291)
Intergovernmental	34,450	45,443	38,887	(6,556)
Other	5,650	8,149	5,962	(2,187)
Total revenues	123,497	136,259	127,225	(9,034)
Expenditures:				
Current:				
Health				
ADAMH Board				
Personal services	4,988	5,194	5,153	41
Fringe benefits	2,163	2,311	2,291	20
Materials and services	4,855	4,741	3,117	1,624
Social services	111,723	110,135	105,177	4,958
Capital outlays	48,058	43,744	27,660	16,084
Total expenditures	171,787	166,125	143,398	22,727
Excess (deficiency) of revenues over (under) expenditures	(48,290)	(29,866)	(16,173)	13,693
Other financing sources (uses):				
Transfers in	-	1,224	-	(1,224)
Total other financing sources (uses)	-	1,224	-	(1,224)
Net change in fund balance	(48,290)	(28,642)	(16,173)	12,469
Fund balance - beginning	83,789	83,789	83,789	-
Fund balance - ending	\$ 35,499	\$ 55,147	\$ 67,616	\$ 12,469

FRANKLIN COUNTY, OHIO

***Schedule of Revenues, Expenditures and Changes in
Fund Balance – Budget and Actual (Non-GAAP Budgetary Basis)
Major Funds – Special Revenue Fund – Coronavirus Local Fiscal Recovery Fund
For the Year Ended December 31, 2024*** *(Amounts in 000's)*

	Budgeted Amounts			Variance with Final Budget Positive (Negative)
	Original	Final Budget	Actual Amounts	
Revenues:				
Total revenues	\$ -	\$ -	\$ -	\$ -
Expenditures:				
Intergovernmental grants				
Commissioners				
Intergovernmental grants	75,000	84,732	84,732	-
Total expenditures	75,000	84,732	84,732	-
Excess (deficiency) of revenues over (under) expenditures	(75,000)	(84,732)	(84,732)	-
Other financing sources (uses):				
Total other financing sources (uses)	-	-	-	-
Net change in fund balance	(75,000)	(84,732)	(84,732)	-
Fund balance - beginning	121,165	121,165	121,165	-
Fund balance - ending	\$ 46,165	\$ 36,433	\$ 36,433	\$ -

FRANKLIN COUNTY, OHIO

***Schedule of Revenues, Expenditures and Changes in
Fund Balance – Budget and Actual (Non-GAAP Budgetary Basis)
Nonmajor Special Revenue Funds
For the Year Ended December 31, 2024***

(Amounts in 000's)

Public Assistance Fund

	Final	Actual Amounts	Variance with Final Budget Positive (Negative)
Revenues:			
Intergovernmental	\$ 127,754	\$ 114,339	\$ (13,415)
Other	791	1,040	249
Total revenues	128,545	115,379	(13,166)
Expenditures:			
Current:			
Human services			
Job and family services			
Personal services	35,241	34,247	994
Fringe benefits	19,634	19,144	490
Materials and services	10,724	9,617	1,107
Social services	87,202	76,567	10,635
Capital outlays	2,315	2,295	20
Total expenditures	155,116	141,870	13,246
Excess (deficiency) of revenues over (under) expenditures	(26,571)	(26,491)	80
Other financing sources (uses):			
Transfers in	16,870	18,125	1,255
Advances out	(15)	(8)	7
Total other financing sources (uses)	16,855	18,117	1,262
Net change in fund balance	(9,716)	(8,374)	1,342
Fund balance - beginning	23,098	23,098	-
Fund balance - ending	\$ 13,382	\$ 14,724	\$ 1,342

FRANKLIN COUNTY, OHIO

**Schedule of Revenues, Expenditures and Changes in
Fund Balance – Budget and Actual (Non-GAAP Budgetary Basis)
Nonmajor Special Revenue Funds
For the Year Ended December 31, 2024**

(Amounts in 000's)

Motor Vehicle and Gasoline Tax Fund

	<u>Final Budget</u>	<u>Actual Amounts</u>	Variance with Final Budget Positive (Negative)
Revenues:			
Licenses and permits	\$ 125	\$ 93	\$ (32)
Fees and charges for services	9,536	9,654	118
Fines and forfeitures	225	298	73
Intergovernmental	69,765	45,593	(24,172)
Investment income	250	528	278
Other	642	744	102
Total revenues	<u>80,543</u>	<u>56,910</u>	<u>(23,633)</u>
Expenditures:			
Current:			
Public works			
Engineer			
Personal services	16,285	15,197	1,088
Fringe benefits	6,547	6,097	450
Materials and services	19,618	14,653	4,965
Capital outlays	28,661	18,176	10,485
Total public works	<u>71,111</u>	<u>54,123</u>	<u>16,988</u>
Debt service			
Principal retirement	539	538	1
Total expenditures	<u>71,650</u>	<u>54,661</u>	<u>16,989</u>
Excess (deficiency) of revenues over (under) expenditures	8,893	2,249	(6,644)
Other financing sources (uses):			
Issuance of debt	630	1,672	1,042
Transfers out	(197)	(193)	4
Proceeds from sale of capital assets	85	94	9
Total other financing sources (uses)	<u>518</u>	<u>1,573</u>	<u>1,055</u>
Net change in fund balance	9,411	3,822	(5,589)
Fund balance - beginning	<u>10,286</u>	<u>10,286</u>	<u>-</u>
Fund balance - ending	<u>\$ 19,697</u>	<u>\$ 14,108</u>	<u>\$ (5,589)</u>

FRANKLIN COUNTY, OHIO

***Schedule of Revenues, Expenditures and Changes in
Fund Balance – Budget and Actual (Non-GAAP Budgetary Basis)
Nonmajor Special Revenue Funds
For the Year Ended December 31, 2024***

(Amounts in 000's)

Senior Services Fund

	Final Budget	Actual Amounts	Variance with Final Budget Positive (Negative)
Revenues:			
Property taxes	\$ 47,873	\$ 47,482	\$ (391)
Fees and charges for services	502	981	479
Intergovernmental	6,576	6,017	(559)
Other	185	166	(19)
Total revenues	55,136	54,646	(490)
Expenditures:			
Current:			
Human services			
Office on aging			
Personal services	6,563	6,048	515
Fringe benefits	3,467	3,064	403
Materials and services	2,594	2,063	531
Social services	53,410	53,150	260
Grants	4,749	4,658	91
Capital outlays	731	503	228
Total human services	71,514	69,486	2,028
Intergovernmental grants			
Office on aging			
Intergovernmental grants	345	341	4
Total expenditures	71,859	69,827	2,032
Excess (deficiency) of revenues over (under) expenditures	(16,723)	(15,181)	1,542
Other financing sources (uses):			
Total other financing sources (uses)	-	-	-
Net change in fund balance	(16,723)	(15,181)	1,542
Fund balance - beginning	86,868	86,868	-
Fund balance - ending	\$ 70,145	\$ 71,687	\$ 1,542

FRANKLIN COUNTY, OHIO

***Schedule of Revenues, Expenditures and Changes in
Fund Balance – Budget and Actual (Non-GAAP Budgetary Basis)
Nonmajor Special Revenue Funds
For the Year Ended December 31, 2024***

(Amounts in 000's)

Zoological Park Fund

	Final Budget	Actual Amounts	Variance with Final Budget Positive (Negative)
Revenues:			
Property taxes	\$ 19,076	\$ 18,916	\$ (160)
Intergovernmental	1,740	1,740	-
Total revenues	20,816	20,656	(160)
Expenditures:			
Current:			
Conservation and recreation			
Zoological Park			
Materials and services	390	273	117
Grants	21,708	21,708	-
Total expenditures	22,098	21,981	117
Excess (deficiency) of revenues over (under) expenditures	(1,282)	(1,325)	(43)
Other financing sources (uses):			
Total other financing sources (uses)	-	-	-
Net change in fund balance	(1,282)	(1,325)	(43)
Fund balance - beginning	6,484	6,484	-
Fund balance - ending	\$ 5,202	\$ 5,159	\$ (43)

FRANKLIN COUNTY, OHIO

***Schedule of Revenues, Expenditures and Changes in
Fund Balance – Budget and Actual (Non-GAAP Budgetary Basis)
Nonmajor Special Revenue Funds
For the Year Ended December 31, 2024***

(Amounts in 000's)

Child Support Enforcement Fund

	<u>Final Budget</u>	<u>Actual Amounts</u>	Variance with Final Budget Positive (Negative)
Revenues:			
Fees and charges for services	\$ 2,750	\$ 2,543	\$ (207)
Intergovernmental	18,292	19,274	982
Other	39	21	(18)
Total revenues	<u>21,081</u>	<u>21,838</u>	<u>757</u>
Expenditures:			
Current:			
Human services			
Child support enforcement agency			
Personal services	13,069	12,947	122
Fringe benefits	7,313	7,163	150
Materials and services	5,932	5,927	5
Grants	342	226	116
Capital outlays	17	-	17
Total expenditures	<u>26,673</u>	<u>26,263</u>	<u>410</u>
Excess (deficiency) of revenues over (under) expenditures	(5,592)	(4,425)	1,167
Other financing sources (uses):			
Transfers in	3,000	3,500	500
Total other financing sources (uses)	<u>3,000</u>	<u>3,500</u>	<u>500</u>
Net change in fund balance	(2,592)	(925)	1,667
Fund balance - beginning	<u>2,953</u>	<u>2,953</u>	<u>-</u>
Fund balance - ending	<u>\$ 361</u>	<u>\$ 2,028</u>	<u>\$ 1,667</u>

FRANKLIN COUNTY, OHIO

***Schedule of Revenues, Expenditures and Changes in
Fund Balance – Budget and Actual (Non-GAAP Budgetary Basis)
Nonmajor Special Revenue Funds
For the Year Ended December 31, 2024***

(Amounts in 000's)

Real Estate Assessment Fund			
	<u>Final Budget</u>	<u>Actual Amounts</u>	Variance with Final Budget Positive (Negative)
Revenues:			
Fees and charges for services	\$ 24,047	\$ 21,335	\$ (2,712)
Total revenues	<u>24,047</u>	<u>21,335</u>	<u>(2,712)</u>
Expenditures:			
Current:			
General government			
Auditor - real estate assessment			
Personal services	8,096	8,090	6
Fringe benefits	3,715	3,621	94
Materials and services	12,319	7,609	4,710
Total expenditures	<u>24,130</u>	<u>19,320</u>	<u>4,810</u>
Excess (deficiency) of revenues over (under) expenditures	(83)	2,015	2,098
Other financing sources (uses):			
Total other financing sources (uses)	<u>-</u>	<u>-</u>	<u>-</u>
Net change in fund balance	(83)	2,015	2,098
Fund balance - beginning	<u>11,750</u>	<u>11,750</u>	<u>-</u>
Fund balance - ending	<u>\$ 11,667</u>	<u>\$ 13,765</u>	<u>\$ 2,098</u>

FRANKLIN COUNTY, OHIO

***Schedule of Revenues, Expenditures and Changes in
Fund Balance – Budget and Actual (Non-GAAP Budgetary Basis)
Nonmajor Special Revenue Funds
For the Year Ended December 31, 2024***

(Amounts in 000's)

Convention Center Lease Fund

	<u>Final Budget</u>	<u>Actual Amounts</u>	Variance with Final Budget Positive (Negative)
Revenues:			
Other	\$ 4,754	\$ 4,754	\$ -
Total revenues	<u>4,754</u>	<u>4,754</u>	<u>-</u>
Expenditures:			
Current:			
General government			
Commissioners - convention center			
Materials and services	4,754	4,754	-
Total expenditures	<u>4,754</u>	<u>4,754</u>	<u>-</u>
Excess (deficiency) of revenues over (under) expenditures	-	-	-
Other financing sources (uses):			
Total other financing sources (uses)	<u>-</u>	<u>-</u>	<u>-</u>
Net change in fund balance	-	-	-
Fund balance - beginning	<u>-</u>	<u>-</u>	<u>-</u>
Fund balance - ending	<u>\$ -</u>	<u>\$ -</u>	<u>\$ -</u>

FRANKLIN COUNTY, OHIO

**Schedule of Revenues, Expenditures and Changes in
Fund Balance – Budget and Actual (Non-GAAP Budgetary Basis)
Nonmajor Special Revenue Funds
For the Year Ended December 31, 2024**

(Amounts in 000's)

Justice Policy and Programs Fund

	Final Budget	Actual Amounts	Variance with Final Budget Positive (Negative)
Revenues:			
Fees and charges for services	\$ 500	\$ 500	\$ -
Intergovernmental	5,799	5,499	(300)
Investment income	44	51	7
Other	55	45	(10)
Total revenues	6,398	6,095	(303)
Expenditures:			
Current:			
Public safety			
Homeland security and justice programs			
Personal services	1,483	1,251	232
Fringe benefits	762	631	131
Materials and services	1,023	635	388
Grants	5,329	3,883	1,446
Total public safety	8,597	6,400	2,197
Human services			
Homeland security and justice programs			
Personal services	824	744	80
Fringe benefits	453	386	67
Materials and services	165	114	51
Total human services	1,442	1,244	198
Intergovernmental grants			
Homeland security and justice programs			
Intergovernmental grants	1,905	1,889	16
Total expenditures	11,944	9,533	2,411
Excess (deficiency) of revenues over (under) expenditures	(5,546)	(3,438)	2,108
Other financing sources (uses):			
Transfers in	3,891	2,481	(1,410)
Total other financing sources (uses)	3,891	2,481	(1,410)
Net change in fund balance	(1,655)	(957)	698
Fund balance - beginning	3,628	3,628	-
Fund balance - ending	\$ 1,973	\$ 2,671	\$ 698

FRANKLIN COUNTY, OHIO

***Schedule of Revenues, Expenditures and Changes in
Fund Balance – Budget and Actual (Non-GAAP Budgetary Basis)
Nonmajor Special Revenue Funds
For the Year Ended December 31, 2024***

(Amounts in 000's)

Economic Development and Planning Fund

	Final Budget	Actual Amounts	Variance with Final Budget Positive (Negative)
Revenues:			
Fees and charges for services	\$ 66	\$ 257	\$ 191
Intergovernmental	8,419	2,586	(5,833)
Other	107	124	17
Total revenues	8,592	2,967	(5,625)
Expenditures:			
Current:			
Community development			
Economic development and planning			
Personal services	289	211	78
Fringe benefits	134	107	27
Materials and services	5	2	3
Grants	2,218	1,635	583
Total community development	2,646	1,955	691
Intergovernmental grants			
Community and economic development			
Intergovernmental grants	714	714	-
Total expenditures	3,360	2,669	691
Excess (deficiency) of revenues over (under) expenditures	5,232	298	(4,934)
Other financing sources (uses):			
Total other financing sources (uses)	-	-	-
Net change in fund balance	5,232	298	(4,934)
Fund balance - beginning	776	776	-
Fund balance - ending	\$ 6,008	\$ 1,074	\$ (4,934)

FRANKLIN COUNTY, OHIO

***Schedule of Revenues, Expenditures and Changes in
Fund Balance – Budget and Actual (Non-GAAP Budgetary Basis)
Nonmajor Special Revenue Funds
For the Year Ended December 31, 2024***

(Amounts in 000's)

Dog and Kennel Fund

	Final Budget	Actual Amounts	Variance with Final Budget Positive (Negative)
Revenues:			
Licenses and permits	\$ 2,000	\$ 1,553	\$ (447)
Fees and charges for services	441	198	(243)
Fines and forfeitures	208	276	68
Other	150	110	(40)
Total revenues	2,799	2,137	(662)
Expenditures:			
Current:			
Public safety			
Animal control			
Personal services	3,996	3,995	1
Fringe benefits	2,315	2,141	174
Materials and services	2,545	2,173	372
Capital outlays	89	29	60
Total animal control	8,945	8,338	607
Auditor - dog & kennel			
Materials and services	320	233	87
Total expenditures	9,265	8,571	694
Excess (deficiency) of revenues over (under) expenditures	(6,466)	(6,434)	32
Other financing sources (uses):			
Transfers in	4,970	4,970	-
Total other financing sources (uses)	4,970	4,970	-
Net change in fund balance	(1,496)	(1,464)	32
Fund balance - beginning	5,486	5,486	-
Fund balance - ending	\$ 3,990	\$ 4,022	\$ 32

FRANKLIN COUNTY, OHIO

***Schedule of Revenues, Expenditures and Changes in
Fund Balance – Budget and Actual (Non-GAAP Budgetary Basis)
Nonmajor Special Revenue Funds
For the Year Ended December 31, 2024***

(Amounts in 000's)

Certificate of Title Administration Fund

	Final Budget	Actual Amounts	Variance with Final Budget Positive (Negative)
Revenues:			
Fees and charges for services	\$ 7,200	\$ 7,870	\$ 670
Investment income	312	375	63
Other	10	12	2
Total revenues	7,522	8,257	735
Expenditures:			
Current:			
General government			
Clerk of courts - certificate of title administration			
Personal services	4,554	4,164	390
Fringe benefits	2,714	2,337	377
Materials and services	2,018	1,366	652
Capital outlays	52	41	11
Total expenditures	9,338	7,908	1,430
Excess (deficiency) of revenues over (under) expenditures	(1,816)	349	2,165
Other financing sources (uses):			
Total other financing sources (uses)	-	-	-
Net change in fund balance	(1,816)	349	2,165
Fund balance - beginning	10,614	10,614	-
Fund balance - ending	\$ 8,798	\$ 10,963	\$ 2,165

FRANKLIN COUNTY, OHIO

***Schedule of Revenues, Expenditures and Changes in
Fund Balance – Budget and Actual (Non-GAAP Budgetary Basis)
Nonmajor Special Revenue Funds
For the Year Ended December 31, 2024***

(Amounts in 000's)

Wireless Enhanced 9-1-1 Fund

	Final Budget	Actual Amounts	Variance with Final Budget Positive (Negative)
Revenues:			
Intergovernmental	\$ 2,742	\$ 3,455	\$ 713
Total revenues	2,742	3,455	713
Expenditures:			
Current:			
Public Safety			
Wireless enhanced 9-1-1			
Materials and services	268	162	106
Total public safety	268	162	106
Intergovernmental grants			
Wireless enhanced 9-1-1			
Intergovernmental grants	2,448	2,448	-
Total expenditures	2,716	2,610	106
Excess (deficiency) of revenues over (under) expenditures	26	845	819
Other financing sources (uses):			
Total other financing sources (uses)	-	-	-
Net change in fund balance	26	845	819
Fund balance - beginning	2,080	2,080	-
Fund balance - ending	\$ 2,106	\$ 2,925	\$ 819

FRANKLIN COUNTY, OHIO

***Schedule of Revenues, Expenditures and Changes in
Fund Balance – Budget and Actual (Non-GAAP Budgetary Basis)
Nonmajor Special Revenue Funds
For the Year Ended December 31, 2024***

(Amounts in 000's)

Domestic and Juvenile Court Grants Fund

	<u>Final Budget</u>	<u>Actual Amounts</u>	Variance with Final Budget Positive (Negative)
Revenues:			
Intergovernmental	\$ 3,142	\$ 3,137	\$ (5)
Total revenues	<u>3,142</u>	<u>3,137</u>	<u>(5)</u>
Expenditures:			
Current:			
Public safety			
Domestic and juvenile court - felony delinquent care and custody			
Personal services	1,023	878	145
Fringe benefits	483	416	67
Materials and services	<u>3,717</u>	<u>2,323</u>	<u>1,394</u>
Total expenditures	<u>5,223</u>	<u>3,617</u>	<u>1,606</u>
Excess (deficiency) of revenues over (under) expenditures	(2,081)	(480)	1,601
Other financing sources (uses):			
Transfers in	<u>-</u>	<u>500</u>	<u>500</u>
Total other financing sources (uses)	<u>-</u>	<u>500</u>	<u>500</u>
Net change in fund balance	(2,081)	20	2,101
Fund balance - beginning	<u>6,998</u>	<u>6,998</u>	<u>-</u>
Fund balance - ending	<u>\$ 4,917</u>	<u>\$ 7,018</u>	<u>\$ 2,101</u>

FRANKLIN COUNTY, OHIO

***Schedule of Revenues, Expenditures and Changes in
Fund Balance – Budget and Actual (Non-GAAP Budgetary Basis)
Nonmajor Special Revenue Funds
For the Year Ended December 31, 2024***

(Amounts in 000's)

Adult Probation and Community Corrections Fund

	Final Budget	Actual Amounts	Variance with Final Budget Positive (Negative)
Revenues:			
Fees and charges for services	\$ 46	\$ 59	\$ 13
Intergovernmental	3,852	3,681	(171)
Total revenues	3,898	3,740	(158)
Expenditures:			
Current:			
Public safety			
Common pleas court			
Personal services	1,868	1,751	117
Fringe benefits	926	821	105
Materials and services	1,391	1,197	194
Total expenditures	4,185	3,769	416
Excess (deficiency) of revenues over (under) expenditures	(287)	(29)	258
Other financing sources (uses):			
Total other financing sources (uses)	-	-	-
Net change in fund balance	(287)	(29)	258
Fund balance - beginning	1,438	1,438	-
Fund balance - ending	\$ 1,151	\$ 1,409	\$ 258

FRANKLIN COUNTY, OHIO

***Schedule of Revenues, Expenditures and Changes in
Fund Balance – Budget and Actual (Non-GAAP Budgetary Basis)
Nonmajor Special Revenue Funds
For the Year Ended December 31, 2024***

(Amounts in 000's)

Emergency Management Agency Fund

	<u>Final Budget</u>	<u>Actual Amounts</u>	<u>Variance with Final Budget Positive (Negative)</u>
Revenues:			
Fees and charges for services	\$ 2,182	\$ 2,043	\$ (139)
Intergovernmental	1,943	1,528	(415)
Other	380	172	(208)
Total revenues	<u>4,505</u>	<u>3,743</u>	<u>(762)</u>
Expenditures:			
Current:			
Public safety			
EMA - emergency management			
Personal services	1,108	1,062	46
Fringe benefits	507	423	84
Materials and services	2,383	1,426	957
Grants	290	186	104
Capital outlays	55	50	5
Total EMA - emergency management	<u>4,343</u>	<u>3,147</u>	<u>1,196</u>
EMA - warning			
Materials and services	253	166	87
Total public safety	<u>4,596</u>	<u>3,313</u>	<u>1,283</u>
Intergovernmental grants			
EMA - emergency management			
Intergovernmental grants	1,330	661	669
Total expenditures	<u>5,926</u>	<u>3,974</u>	<u>1,952</u>
Excess (deficiency) of revenues over (under) expenditures	(1,421)	(231)	1,190
Other financing sources (uses):			
Transfers in	490	490	-
Total other financing sources (uses)	<u>490</u>	<u>490</u>	<u>-</u>
Net change in fund balance	(931)	259	1,190
Fund balance - beginning	<u>2,906</u>	<u>2,906</u>	<u>-</u>
Fund balance - ending	<u>\$ 1,975</u>	<u>\$ 3,165</u>	<u>\$ 1,190</u>

FRANKLIN COUNTY, OHIO

***Schedule of Revenues, Expenditures and Changes in
Fund Balance – Budget and Actual (Non-GAAP Budgetary Basis)
Nonmajor Special Revenue Funds
For the Year Ended December 31, 2024***

(Amounts in 000's)

Recorder Equipment Fund

	<u>Final Budget</u>	<u>Actual Amounts</u>	Variance with Final Budget Positive (Negative)
Revenues:			
Fees and charges for services	\$ 530	\$ 511	\$ (19)
Total revenues	<u>530</u>	<u>511</u>	<u>(19)</u>
Expenditures:			
Current:			
General government			
Recorder - equipment			
Personal services	279	214	65
Fringe benefits	140	110	30
Materials and services	388	327	61
Capital outlays	90	-	90
Total expenditures	<u>897</u>	<u>651</u>	<u>246</u>
Excess (deficiency) of revenues over (under) expenditures	(367)	(140)	227
Other financing sources (uses):			
Total other financing sources (uses)	<u>-</u>	<u>-</u>	<u>-</u>
Net change in fund balance	(367)	(140)	227
Fund balance - beginning	<u>725</u>	<u>725</u>	<u>-</u>
Fund balance - ending	<u>\$ 358</u>	<u>\$ 585</u>	<u>\$ 227</u>

FRANKLIN COUNTY, OHIO

**Schedule of Revenues, Expenditures and Changes in
Fund Balance – Budget and Actual (Non-GAAP Budgetary Basis)
Nonmajor Special Revenue Funds
For the Year Ended December 31, 2024**

(Amounts in 000's)

Other Special Revenue Funds

	Final Budget	Actual Amounts	Variance with Final Budget Positive (Negative)
Revenues:			
Licenses and permits	\$ 290	\$ 212	\$ (78)
Fees and charges for services	12,207	15,731	3,524
Fines and forfeitures	728	750	22
Intergovernmental	6,735	9,020	2,285
Investment income	260	395	135
Other	974	4,829	3,855
Total revenues	21,194	30,937	9,743
Expenditures:			
Current:			
General government			
Personal services	873	784	89
Fringe benefits	470	416	54
Materials and services	1,172	462	710
Capital outlays	121	74	47
Grants	3,932	3,850	82
Total general government	6,568	5,586	982
Judicial			
Personal services	3,884	3,515	369
Fringe benefits	1,897	1,551	346
Materials and services	3,179	2,139	1,040
Capital outlays	14	13	1
Total judicial	8,974	7,218	1,756
Public safety			
Personal services	1,742	1,466	276
Fringe benefits	720	624	96
Materials and services	3,503	2,689	814
Capital outlays	1,476	888	588
Grants	1,159	789	370
Total public safety	8,600	6,456	2,144
Health			
Grants	300	266	34
Total health	300	266	34

(Continued on next page)

FRANKLIN COUNTY, OHIO

***Schedule of Revenues, Expenditures and Changes in
Fund Balance – Budget and Actual (Non-GAAP Budgetary Basis)
Nonmajor Special Revenue Funds
For the Year Ended December 31, 2024***

(Amounts in 000's)

Other Special Revenue Funds			
	Final Budget	Actual Amounts	Variance with Final Budget Positive (Negative)
Public works			
Personal services	391	274	117
Fringe benefits	150	119	31
Materials and services	4,157	2,449	1,708
Total public works	4,698	2,842	1,856
Intergovernmental grants			
Intergovernmental grants	27,447	21,632	5,815
Total expenditures	56,587	44,000	12,587
Excess (deficiency) of revenues over (under) expenditures	(35,393)	(13,063)	22,330
Other financing sources (uses):			
Transfers in	3,155	3,491	336
Transfers out	(59)	(59)	-
Advances in	-	100	100
Advances Out	(37)	(37)	-
Total other financing sources (uses)	3,059	3,495	436
Net change in fund balance	(32,334)	(9,568)	22,766
Fund balance - beginning	56,971	56,971	-
Fund balance - ending	\$ 24,637	\$ 47,403	\$ 22,766

FRANKLIN COUNTY, OHIO

***Schedule of Revenues, Expenditures and Changes in
Fund Balance – Budget and Actual (Non-GAAP Budgetary Basis)
Nonmajor Debt Service Funds
For the Year Ended December 31, 2024***

(Amounts in 000's)

General Bond Retirement Fund

	Final Budget	Actual Amounts	Variance with Final Budget Positive (Negative)
Revenues:			
Other	\$ 791	\$ 790	\$ (1)
Total revenues	791	790	(1)
Expenditures:			
Debt service			
Commissioners - bond retirement			
Principal retirement	17,167	17,167	-
Interest charges	4,737	4,737	-
Total expenditures	21,904	21,904	-
Excess (deficiency) of revenues over (under) expenditures	(21,113)	(21,114)	(1)
Other financing sources (uses):			
Transfers in	21,114	21,129	15
Total other financing sources (uses)	21,114	21,129	15
Net change in fund balance	1	15	14
Fund balance - beginning	646	646	-
Fund balance - ending	\$ 647	\$ 661	\$ 14

FRANKLIN COUNTY, OHIO

***Schedule of Revenues, Expenditures and Changes in
Fund Balance – Budget and Actual (Non-GAAP Budgetary Basis)
Nonmajor Debt Service Funds
For the Year Ended December 31, 2024***

(Amounts in 000's)

Stadium Debt Service Fund

	Final Budget	Actual Amounts	Variance with Final Budget Positive (Negative)
Revenues:			
Other	\$ 2,143	\$ 2,143	\$ -
Total revenues	2,143	2,143	-
Expenditures:			
Debt service			
Commissioners -stadium debt service			
Principal retirement	1,315	1,315	-
Interest charges	828	828	-
Total expenditures	2,143	2,143	-
Excess (deficiency) of revenues over (under) expenditures	-	-	-
Other financing sources (uses):			
Total other financing sources (uses)	-	-	-
Net change in fund balance	-	-	-
Fund balance - beginning	179	179	-
Fund balance - ending	\$ 179	\$ 179	\$ -

FRANKLIN COUNTY, OHIO

***Schedule of Revenues, Expenditures and Changes in
Fund Balance – Budget and Actual (Non-GAAP Budgetary Basis)
Nonmajor Debt Service Funds
For the Year Ended December 31, 2024***

(Amounts in 000's)

Sales Tax Debt Service Fund

	<u>Final Budget</u>	<u>Actual Amounts</u>	Variance with Final Budget Positive (Negative)
Revenues:			
Investment income	\$ -	\$ 406	\$ 406
Total revenues	<u>-</u>	<u>406</u>	<u>406</u>
Expenditures:			
Debt service			
Commissioners -sales tax debt service			
Principal retirement	4,475	4,475	-
Interest charges	9,761	9,761	-
Total expenditures	<u>14,236</u>	<u>14,236</u>	<u>-</u>
Excess (deficiency) of revenues over (under) expenditures	(14,236)	(13,830)	406
Other financing sources (uses):			
Transfer in	14,236	13,793	(443)
Total other financing sources (uses)	<u>14,236</u>	<u>13,793</u>	<u>(443)</u>
Net change in fund balance	-	(37)	(37)
Fund balance - beginning	<u>442</u>	<u>442</u>	<u>-</u>
Fund balance - ending	<u>\$ 442</u>	<u>\$ 405</u>	<u>\$ (37)</u>

FRANKLIN COUNTY, OHIO

***Schedule of Revenues, Expenditures and Changes in
Fund Balance – Budget and Actual (Non-GAAP Budgetary Basis)
Nonmajor Capital Projects Funds
For the Year Ended December 31, 2024***

(Amounts in 000's)

County Justice Information System Fund

	<u>Final Budget</u>	<u>Actual Amounts</u>	Variance with Final Budget Positive (Negative)
Revenues:			
Total revenues	<u>\$ -</u>	<u>\$ -</u>	<u>\$ -</u>
Expenditures:			
Capital outlays			
Capital outlays	<u>7,474</u>	<u>1,400</u>	<u>6,074</u>
Total expenditures	<u>7,474</u>	<u>1,400</u>	<u>6,074</u>
Excess (deficiency) of revenues over (under) expenditures	(7,474)	(1,400)	6,074
Other financing sources (uses):			
Total other financing sources (uses)	<u>-</u>	<u>-</u>	<u>-</u>
Net change in fund balance	(7,474)	(1,400)	6,074
Fund balance - beginning	<u>9,198</u>	<u>9,198</u>	<u>-</u>
Fund balance - ending	<u>\$ 1,724</u>	<u>\$ 7,798</u>	<u>\$ 6,074</u>

FRANKLIN COUNTY, OHIO

***Schedule of Revenues, Expenditures and Changes in
Fund Balance – Budget and Actual (Non-GAAP Budgetary Basis)
Nonmajor Capital Projects Funds
For the Year Ended December 31, 2024***

(Amounts in 000's)

Network Infrastructure Fund			
	<u>Final Budget</u>	<u>Actual Amounts</u>	<u>Variance with Final Budget Positive (Negative)</u>
Revenues:			
Total revenues	\$ -	\$ -	\$ -
Expenditures:			
Capital outlays			
Capital outlays	3,700	1,631	2,069
Total expenditures	3,700	1,631	2,069
Excess (deficiency) of revenues over (under) expenditures	(3,700)	(1,631)	2,069
Other financing sources (uses):			
Transfers in	1,000	500	(500)
Total other financing sources (uses)	1,000	500	(500)
Net change in fund balance	(2,700)	(1,131)	1,569
Fund balance - beginning	4,731	4,731	-
Fund balance - ending	\$ 2,031	\$ 3,600	\$ 1,569

FRANKLIN COUNTY, OHIO

***Schedule of Revenues, Expenditures and Changes in
Fund Balance – Budget and Actual (Non-GAAP Budgetary Basis)
Nonmajor Capital Projects Funds
For the Year Ended December 31, 2024***

(Amounts in 000's)

Public Safety Center Fund

	Final Budget	Actual Amounts	Variance with Final Budget Positive (Negative)
Revenues:			
Total revenues	\$ -	\$ -	\$ -
Expenditures:			
Capital outlays			
Capital outlays	6,026	4,199	1,827
Total expenditures	6,026	4,199	1,827
Excess (deficiency) of revenues over (under) expenditures	(6,026)	(4,199)	1,827
Other financing sources (uses):			
Transfers in	2,000	-	(2,000)
Total other financing sources (uses)	2,000	-	(2,000)
Net change in fund balance	(4,026)	(4,199)	(173)
Fund balance - beginning	4,205	4,205	-
Fund balance - ending	\$ 179	\$ 6	\$ (173)

FRANKLIN COUNTY, OHIO

***Schedule of Revenues, Expenditures and Changes in
Fund Balance – Budget and Actual (Non-GAAP Budgetary Basis)
Nonmajor Capital Projects Funds
For the Year Ended December 31, 2024***

(Amounts in 000's)

Other Capital Projects Funds			
	<u>Final Budget</u>	<u>Actual Amounts</u>	<u>Variance with Final Budget Positive (Negative)</u>
Revenues:			
Property taxes	\$ 89	\$ 89	\$ -
Total revenues	89	89	-
Expenditures:			
Capital outlays			
Public facilities management- other capital projects			
Capital outlays	2,379	319	2,060
Total expenditures	2,379	319	2,060
Excess (deficiency) of revenues over (under) expenditures	(2,290)	(230)	2,060
Other financing sources (uses):			
Transfers in	-	500	500
Advances out	(135)	(135)	-
Total other financing sources (uses)	(135)	365	500
Net change in fund balance	(2,425)	135	2,560
Fund balance - beginning	7,244	7,244	-
Fund balance - ending	\$ 4,819	\$ 7,379	\$ 2,560



Enterprise Funds

Enterprise funds are used to account for operations that are financed and operated in a manner similar to a private business enterprise. The County intends that the cost of providing services to the general public on a continuing basis be financed or recovered primarily through user charges. Following are descriptions of the enterprise funds:

Water and Sewer – This fund accounts for the provision of water and sewer services to a relatively small area of the County not serviced by other local water and sewer operations. All activities necessary to provide such services are accounted for in this fund.

Parking Facilities – This fund accounts for the fees and operations of the County-owned parking facilities. The facilities serve both County employees and the general public.

Since the Statement of Net Position, the Statement of Revenues, Expenses and Changes in Net Position and the Statement of Cash Flows for each of the enterprise funds are presented in the basic financial statements, they are not repeated in this section.

FRANKLIN COUNTY, OHIO

***Schedule of Revenues, Expenses and Changes in
Fund Equity – Budget and Actual (Non-GAAP Budgetary Basis)
Major Enterprise Funds
December 31, 2024***

(Amounts in 000's)

	<u>Final Budget</u>	<u>Actual Amounts</u>	Variance with Final Budget Positive (Negative)
Water and Sewer Fund			
Operating revenues:			
Licenses and permits	\$ -	\$ 25	\$ 25
Fees and charges for services	9,912	10,402	490
Other	398	460	62
Total operating revenues	<u>10,310</u>	<u>10,887</u>	<u>577</u>
Operating expenses:			
Personal services	1,135	921	214
Fringe benefits	625	490	135
Materials and services	6,816	5,481	1,335
Capital outlays	12,758	10,461	2,297
Total operating expenses	<u>21,334</u>	<u>17,353</u>	<u>3,981</u>
Operating income (loss)	(11,024)	(6,466)	4,558
Nonoperating revenues (expenses):			
Issuance of debt	1,770	451	(1,319)
Proceeds from sale of capital assets	-	41	41
Debt service:			
Principal retirement	(2,171)	(2,064)	107
Interest charges	(215)	(204)	11
Total debt service	<u>(2,386)</u>	<u>(2,268)</u>	<u>118</u>
Total nonoperating revenues (expenses)	<u>(616)</u>	<u>(1,776)</u>	<u>(1,160)</u>
Income (loss) before transfers and advances	(11,640)	(8,242)	3,398
Transfers in	5,966	6,326	360
Total transfers and advances	<u>5,966</u>	<u>6,326</u>	<u>360</u>
Net change in fund equity	(5,674)	(1,916)	3,758
Fund equity - beginning	<u>18,578</u>	<u>18,578</u>	<u>-</u>
Fund equity - ending	<u>\$ 12,904</u>	<u>\$ 16,662</u>	<u>\$ 3,758</u>

FRANKLIN COUNTY, OHIO

***Schedule of Revenues, Expenses and Changes in
Fund Equity – Budget and Actual (Non-GAAP Budgetary Basis)
Major Enterprise Funds
December 31, 2024***

(Amounts in 000's)

Parking Facilities Enterprise Fund

	Final Budget	Actual Amounts	Variance with Final Budget Positive (Negative)
Operating revenues:			
Fees and charges for services	\$ 1,519	\$ 1,784	\$ 265
Other	-	1	1
Total operating revenues	1,519	1,785	266
Operating expenses:			
Personal services	542	527	15
Fringe benefits	359	349	10
Materials and services	2,283	1,197	1,086
Total operating expenses	3,184	2,073	1,111
Operating income (loss)	(1,665)	(288)	1,377
Nonoperating revenues (expenses):			
Debt service:			
Principal retirement	(430)	(430)	-
Interest charges	(68)	(68)	-
Total nonoperating revenues (expenses)	(498)	(498)	-
Income (loss) before transfers	(2,163)	(786)	1,377
Transfers in	928	-	(928)
Total transfers	928	-	(928)
Net change in fund equity	(1,235)	(786)	449
Fund equity - beginning	1,748	1,748	-
Fund equity - ending	\$ 513	\$ 962	\$ 449

Internal Service Fund

The internal service fund reports activities provided to the departments and agencies on a cost-reimbursement basis. The County has one internal service fund:

Employee Benefits – This fund accounts for the provision of medical, dental, optical, prescription, life and mental health insurance to departments and agencies.

FRANKLIN COUNTY, OHIO

***Schedule of Revenues, Expenses and Changes in
Fund Equity – Budget and Actual (Non-GAAP Budgetary Basis)
Internal Service Funds
For the Year Ended December 31, 2024***

(Amounts in 000's)

Employee Benefits Fund			
	Final Budget	Actual Amounts	Variance with Final Budget Positive (Negative)
Operating revenues:			
Fees and charges for services	\$ 151,465	\$ 159,555	\$ 8,090
Other	373	1,210	837
Total operating revenues	151,838	160,765	8,927
Operating expenses:			
Personal services	1,523	1,500	23
Fringe benefits	742	703	39
Materials and services	154,678	151,274	3,404
Total operating expenses	156,943	153,477	3,466
Operating income (loss)	(5,105)	7,288	12,393
Nonoperating revenues (expenses):			
Total nonoperating revenues (expenses)	-	-	-
Income (loss) before operating transfers	(5,105)	7,288	12,393
Total operating transfers	-	-	-
Net change in fund equity	(5,105)	7,288	12,393
Fund equity - beginning	58,154	58,154	-
Fund equity - ending	\$ 53,049	\$ 65,442	\$ 12,393

Fiduciary Funds

Custodial Funds

Custodial funds are used to account for assets held by the County for individuals, private organizations or other governments. Assets held for other governments mainly include property taxes, other local government taxes and fees and charges for services collected by the County on behalf of other governments. A description of the custodial funds follows:

Property taxes – These funds account for property taxes collected and are due to be paid to other governments.

Local Government – These funds account for local government tax revenue collected and are due to be paid to local governments local government funding, motor vehicle license taxes, public library funding and motor vehicle gas taxes.

Custodial funds also include funds used to account for activities of agencies who use the services of the County for the collection of revenue, payment of expenditures and processing of payroll. These entities include the following:

- Metro Parks Board
- Mid-Ohio Regional Planning Commission
- Franklin County Public Health
- Community Based Correctional Facility
- Franklin County Soil and Water
- Franklin County Finance Port Authority (The Balance Sheet is not presented because there are no assets or liabilities at year end.)
- Chemical Emergency Preparedness Advisory Council (CEPAC)
- Other (including Clerk of Courts Auto Title Division)

FRANKLIN COUNTY, OHIO

***Combining Statement of Net Position
Custodial Funds
December 31, 2024***

(Amounts in 000's)

	<u>Property Taxes</u>	<u>Local Government</u>	<u>Metro Parks Board</u>
Assets:			
Equity with County Treasurer	\$ 135,701	\$ 10,658	\$ 55
Cash in segregated accounts	-	-	-
Property taxes receivable, net	2,694,631	-	-
Total assets	2,830,332	10,658	55
Liabilities:			
Intergovernmental payable	121,798	10,658	-
Total liabilities	121,798	10,658	-
Deferred inflows of resources:			
Property taxes	2,647,546	-	-
Total deferred inflows of resources	2,647,546	-	-
Net position:			
Restricted for individuals, organizations and other governments	60,988	-	55
Total net position	\$ 60,988	\$ -	\$ 55

(Continued on next page)

FRANKLIN COUNTY, OHIO

***Combining Statement of Net Position
Custodial Funds
December 31, 2024***

(Amounts in 000's)

	<u>Mid-Ohio Regional Planning Commission</u>	<u>Public Health</u>	<u>Community Based Correctional Facility</u>	<u>Soil and Water</u>
Assets:				
Equity with County Treasurer	\$ 3,403	\$ 2,864	\$ 2,015	\$ 603
Cash in segregated accounts	-	-	-	-
Property taxes receivable, net	-	-	-	-
Total assets	3,403	2,864	2,015	603
Liabilities:				
Intergovernmental payable	-	-	-	-
Total liabilities	-	-	-	-
Deferred inflows of resources:				
Property taxes	-	-	-	-
Total deferred inflows of resources	-	-	-	-
Net position:				
Restricted for individuals, organizations and other governments	3,403	2,864	2,015	603
Total net position	\$ 3,403	\$ 2,864	\$ 2,015	\$ 603

(Continued on next page)

FRANKLIN COUNTY, OHIO

***Combining Statement of Net Position
Custodial Funds
December 31, 2024***

(Amounts in 000's)

	<u>CEPAC</u>	<u>Other</u>	<u>Total</u>
Assets:			
Equity with County Treasurer	\$ 137	\$ 6,002	\$ 161,438
Cash in segregated accounts	-	35,923	35,923
Property taxes receivable, net	-	-	2,694,631
Total assets	<u>137</u>	<u>41,925</u>	<u>2,891,992</u>
Liabilities:			
Intergovernmental payable	-	1,624	134,080
Total liabilities	<u>-</u>	<u>1,624</u>	<u>134,080</u>
Deferred inflows of resources:			
Property taxes	-	-	2,647,546
Total deferred inflows of resources	<u>-</u>	<u>-</u>	<u>2,647,546</u>
Net position:			
Restricted for individuals, organizations and other governments	<u>137</u>	<u>40,301</u>	<u>110,366</u>
Total net position	<u>\$ 137</u>	<u>\$ 40,301</u>	<u>\$ 110,366</u>

FRANKLIN COUNTY, OHIO

**Combining Statement of Changes in Net Position
Custodial Funds
For the Year Ended December 31, 2024**

(Amounts in 000's)

	<u>Property Taxes</u>	<u>Local Government</u>	<u>Metro Parks Board</u>	<u>Mid-Ohio Regional Planning Commission</u>
Additions:				
Property and other taxes	\$ 3,620,415	\$ 169,595	\$ 21,181	\$ -
Licenses and permits	-	-	-	-
Fees and charges for services	-	-	-	6,401
Fines and forfeitures	-	-	-	-
Intergovernmental	-	-	-	11,633
Other	-	-	-	121
Total additions	3,620,415	169,595	21,181	18,155
Deductions:				
Taxes distributed to other governments	3,603,262	169,595	-	-
Payments made to other governments	-	-	-	-
Payments made on behalf of other governments	-	-	21,177	17,441
Total deductions	3,603,262	169,595	21,177	17,441
Net increase (decrease) in fiduciary net position	17,153	-	4	714
Net position - beginning	43,835	-	51	2,689
Net position - ending	\$ 60,988	\$ -	\$ 55	\$ 3,403

(Continued on next page)

FRANKLIN COUNTY, OHIO

**Combining Statement of Changes in Net Position
Custodial Funds
For the Year Ended December 31, 2024**

(Amounts in 000's)

	<u>Public Health</u>	<u>Community Based Correctional Facility</u>	<u>Soil and Water</u>	<u>Finance Port Authority</u>
Additions:				
Property and other taxes	\$ 5,165	\$ -	\$ -	\$ -
Licenses and permits	3,294	-	-	-
Fees and charges for services	2,590	-	-	1,062
Fines and forfeitures	1	-	-	-
Intergovernmental	11,894	7,027	1,713	-
Other	1,368	-	-	-
Total additions	24,312	7,027	1,713	1,062
Deductions:				
Taxes distributed to other governments	-	-	-	-
Payments made to other governments	677	-	-	-
Payments made on behalf of other governments	23,943	6,653	1,942	1,117
Total deductions	24,620	6,653	1,942	1,117
Net increase (decrease) in fiduciary net position	(308)	374	(229)	(55)
Net position - beginning	3,172	1,641	832	55
Net position - ending	\$ 2,864	\$ 2,015	\$ 603	\$ -

(Continued on next page)

FRANKLIN COUNTY, OHIO

***Combining Statement of Changes in Net Position
Custodial Funds
For the Year Ended December 31, 2024***

(Amounts in 000's)

	<u>CEPAC</u>	<u>Other</u>	<u>Total</u>
Additions:			
Property and other taxes	\$ -	\$ -	\$ 3,816,356
Licenses and permits	-	-	3,294
Fees and charges for services	-	254,697	264,750
Fines and forfeitures	-	40,392	40,393
Intergovernmental	134	-	32,401
Other	-	886	2,375
Total additions	<u>134</u>	<u>295,975</u>	<u>4,159,569</u>
Deductions:			
Taxes distributed to other governments	-	-	3,772,857
Payments made to other governments	-	4,924	5,601
Payments made on behalf of other governments	146	288,987	361,406
Total deductions	<u>146</u>	<u>293,911</u>	<u>4,139,864</u>
Net increase (decrease) in fiduciary net position	(12)	2,064	19,705
Net position - beginning	149	38,237	90,661
Net position - ending	<u>\$ 137</u>	<u>\$ 40,301</u>	<u>\$ 110,366</u>

Component Units

Component units are legally separate organizations for which the County is financially accountable.

FCTID – The Franklin County Transportation Improvement District (FCTID) was created pursuant to Section 5540.02(A) of the Ohio Revised Code for the purpose of financing, constructing, maintaining, repairing and operating selected transportation projects.

Franklin County Stadium, Inc. and Columbus Baseball Team, Inc. (Stadium and Team) – These two interrelated nonprofit corporations were organized under ORC Chapter 1702 to provide entertainment and recreation in the stadium for the benefit and general welfare of the County.

FRANKLIN COUNTY, OHIO

**Combining Statement of Net Position
Discretely Presented Component Units
December 31, 2024**

(Amounts in 000's)

	FCTID	Stadium and Team	Total
Assets:			
Cash, cash equivalents and investments in segregated accounts	\$ 6,188	\$ 14,428	\$ 20,616
Accounts receivable	-	278	278
Inventories	-	259	259
Prepaid items	-	12,803	12,803
Capital assets, net of accumulated depreciation:			
Depreciable	-	3,631	3,631
Other non-current assets	-	18	18
Total assets	6,188	31,417	37,605
Liabilities:			
Accounts payable and other current liabilities	69	1	70
Unearned revenue	-	1,069	1,069
Long term liabilities:			
Due within one year	-	512	512
Due in more than one year	-	2,818	2,818
Total liabilities	69	4,400	4,469
Net Position:			
Net investment in capital assets	-	3,631	3,631
Restricted for other purposes	5,387	-	5,387
Unrestricted (deficit)	732	23,386	24,118
Total net position	\$ 6,119	\$ 27,017	\$ 33,136

FRANKLIN COUNTY, OHIO

**Combining Statement of Activities
Discretely Presented Component Units
For the Year Ended December 31, 2024**

(Amounts in 000's)

	Expenses	Program Revenues		Net (Expense) Revenue and Changes in Net Position		
		Charges for Services	Capital Grants and Contributions	FCTID	Stadium and Team	Total
Component units:						
FCTID:						
General government	\$ 424	\$ -	\$ 2,588	\$ 2,164	\$ -	\$ 2,164
Stadium and Team:						
Conservation and recreation	13,407	14,737	-	-	1,330	1,330
Total component units	\$ 13,831	\$ 14,737	\$ 2,588	2,164	1,330	3,494
General revenues:						
Unrestricted investment earnings				49	779	828
Total general revenues				49	779	828
Change in net position				2,213	2,109	4,322
Net position - beginning				3,906	24,908	28,814
Net position - ending				\$ 6,119	\$ 27,017	\$ 33,136





STATISTICAL SECTION



FRANKLIN COUNTY, OHIO

Statistical Section

This part of the County's annual comprehensive financial report presents detailed information as a context for understanding what the information in the financial statements, note disclosures, and required supplementary information says about the County's overall financial health.

<i>Contents</i>	<i>Tables</i>
<i>Financial Trends</i> These schedules contain trend information to help the reader understand how the County's financial position has changed over time.	1 - 4
<i>Revenue Capacity</i> These schedules contain information to help the reader understand and assess the factors' effect on the County's ability to generate its most significant local revenue sources, the property tax and the sales tax.	5 - 13
<i>Debt Capacity</i> These schedules present information to help the reader assess the affordability of the County's current levels of outstanding debt and the County's ability to issue additional debt in the future.	14 - 19
<i>Economic and Demographic Information</i> These schedules offer economic and demographic indicators to help the reader understand the environment within which the County's financial activities take place and to provide information that facilitates comparisons of financial information over time and among governments.	20 - 21
<i>Operating Information</i> These schedules contain service and infrastructure data to help the reader understand how the information in the County's financial report relates to the services the County provides and the activities it performs.	22 - 23
<i>Compliance Information</i> This schedule provides the continuing disclosures required by Securities and Exchange Commission Rule 15c2-12.	24

Sources: Unless otherwise noted, the information in these schedules is derived from the annual comprehensive financial reports for the relevant year.

FRANKLIN COUNTY, OHIO



FRANKLIN COUNTY, OHIO

Net Position by Component
(Accrual Basis of Accounting)

Last Ten Years
(Amounts in 000's)

Table 1

	2015	2016	2017	2018	2019	2020	2021	2022	2023	2024
Governmental activities:										
Net investment in capital assets	\$ 463,248	\$ 490,065	\$ 498,493	\$ 485,268	\$ 408,094	\$ 498,859	\$ 593,694	\$ 681,562	\$ 759,549	\$ 821,542
Restricted	668,974	692,036	756,780	690,474	760,276	711,281	783,896	813,688	828,180	789,452
Unrestricted (deficit)	4,340	(3,753)	(284,656)	(175,969)	(221,966)	(220,614)	62,820	151,105	215,268	156,414
Total governmental activities net position	\$ 1,136,562	\$ 1,178,348	\$ 970,617	\$ 999,773	\$ 946,404	\$ 989,526	\$ 1,440,410	\$ 1,646,355	\$ 1,802,997	\$ 1,767,408
Business-type activities:										
Net investment in capital assets	\$ 35,060	\$ 41,397	\$ 41,654	\$ 49,819	\$ 48,067	\$ 54,773	\$ 55,178	\$ 57,076	\$ 57,853	\$ 68,420
Restricted	-	-	-	-	-	-	-	-	-	70
Unrestricted	2,194	2,841	6,380	6,678	10,899	11,088	14,070	16,818	19,648	14,881
Total business-type activities net position	\$ 37,254	\$ 44,238	\$ 48,034	\$ 56,497	\$ 58,966	\$ 65,861	\$ 69,248	\$ 73,894	\$ 77,501	\$ 83,371
Primary government:										
Net investment in capital assets	\$ 498,308	\$ 531,462	\$ 540,147	\$ 535,087	\$ 456,161	\$ 553,632	\$ 648,872	\$ 738,638	\$ 817,402	\$ 889,962
Restricted	668,974	692,036	756,780	690,474	760,276	711,281	783,896	813,688	828,180	789,522
Unrestricted (deficit)	6,534	(912)	(278,276)	(169,291)	(211,067)	(209,526)	76,890	167,923	234,916	171,295
Total primary government net position	\$ 1,173,816	\$ 1,222,586	\$ 1,018,651	\$ 1,056,270	\$ 1,005,370	\$ 1,055,387	\$ 1,509,658	\$ 1,720,249	\$ 1,880,498	\$ 1,850,779

Note: The County implemented GASB Statement No. 75 in 2018. Unrestricted net position for 2017 has been restated.

The County implemented GASB Statement No. 84 in 2019. Unrestricted net position for 2018 has been restated.

The County implemented GASB Statement No. 87 in 2021. Unrestricted net position for 2020 has been restated.

The County implemented GASB Statement No. 96 in 2023. Net investment in capital assets for 2022 has been restated.

FRANKLIN COUNTY, OHIO
 Changes in Net Position
 (Accrual Basis of Accounting)
 Last Ten Years
 (Amounts in 000's)

Table 2

	2015	2016	2017	2018	2019	2020	2021	2022	2023	2024
Expenses:										
Governmental activities:										
General government	\$ 140,297	\$ 159,341	\$ 147,053	\$ 147,608	\$ 159,037	\$ 177,194	\$ 172,919	\$ 241,690	\$ 318,239	\$ 358,325
Judicial	82,822	89,992	101,206	99,378	111,580	103,141	61,313	87,562	121,736	133,076
Public safety	173,302	192,569	222,627	225,664	264,978	254,590	135,046	204,175	301,469	334,348
Human services	315,824	329,445	358,759	360,047	401,968	377,403	268,155	349,287	434,695	472,548
Health	307,967	327,823	320,021	327,351	342,092	313,037	302,373	333,817	347,368	372,820
Public works	34,546	49,468	43,627	38,286	47,196	44,757	30,679	40,767	48,892	49,030
Conservation and recreation	19,275	19,731	20,097	20,376	20,463	20,680	21,161	21,402	21,759	21,718
Community development	9,729	11,334	8,162	8,557	8,898	34,972	33,274	49,929	37,844	75,141
Interest and fiscal charges	13,568	12,507	12,012	19,526	20,467	19,029	17,883	16,227	15,149	18,212
Total government activities expenses	<u>1,097,330</u>	<u>1,192,210</u>	<u>1,233,564</u>	<u>1,246,793</u>	<u>1,376,679</u>	<u>1,344,803</u>	<u>1,042,803</u>	<u>1,344,856</u>	<u>1,647,151</u>	<u>1,835,218</u>
Business-type activities:										
Water and sewer	8,240	6,392	8,041	9,097	11,231	10,900	8,595	8,344	9,030	10,000
Parking facilities	2,878	2,498	2,339	2,867	2,856	2,335	2,690	2,479	2,611	3,405
Total business-type activities expenses	<u>11,118</u>	<u>8,890</u>	<u>10,380</u>	<u>11,964</u>	<u>14,087</u>	<u>13,235</u>	<u>11,285</u>	<u>10,823</u>	<u>11,641</u>	<u>13,405</u>
Total primary government expenses	<u>\$ 1,108,448</u>	<u>\$ 1,201,100</u>	<u>\$ 1,243,944</u>	<u>\$ 1,258,757</u>	<u>\$ 1,390,766</u>	<u>\$ 1,358,038</u>	<u>\$ 1,054,088</u>	<u>\$ 1,355,679</u>	<u>\$ 1,658,792</u>	<u>\$ 1,848,623</u>
Program revenues:										
Governmental activities:										
Charges for services:										
General government	\$ 69,238	\$ 79,035	\$ 91,035	\$ 69,000	\$ 71,351	\$ 80,266	\$ 78,809	\$ 80,521	\$ 78,882	\$ 88,888
Judicial	12,494	11,654	12,736	12,272	12,854	10,698	15,431	12,041	16,025	16,814
Public safety	24,566	24,792	24,547	26,778	21,740	19,120	20,335	19,848	18,531	16,685
Human services	6,592	7,356	6,403	5,300	4,439	5,491	5,654	5,682	5,108	4,894
Health	12,195	13,073	10,246	11,767	11,194	9,139	13,225	28,506	25,693	15,554
Public works	3,490	4,675	3,345	3,468	5,119	5,122	3,807	9,510	10,015	8,806
Community development	1,143	1,033	1,376	1,065	980	942	1,036	1,331	1,263	1,396
Operating grants and contributions	294,968	314,570	316,964	306,694	310,831	410,828	459,983	474,271	553,607	569,282
Capital grants and contributions	10,245	15,272	34,611	31,316	35,285	14,447	12,955	19,126	37,538	15,232
Total governmental activities program revenues	<u>434,931</u>	<u>471,460</u>	<u>501,263</u>	<u>467,660</u>	<u>473,793</u>	<u>556,053</u>	<u>611,235</u>	<u>650,836</u>	<u>746,662</u>	<u>737,551</u>
Business-type activities:										
Charges for services:										
Water and sewer	8,112	8,633	9,068	9,249	9,172	9,253	9,656	9,905	9,777	11,121
Parking facilities	2,667	2,673	2,760	2,559	2,977	1,511	2,224	2,247	2,546	1,787
Operating Grants and Contributions	-	-	-	-	-	17	-	-	-	-
Capital grants, contributions and interest	835	2,116	394	253	1,541	4,027	336	1,389	-	-
Total business-type activities program revenues	<u>11,614</u>	<u>13,422</u>	<u>12,222</u>	<u>12,061</u>	<u>13,690</u>	<u>14,808</u>	<u>12,216</u>	<u>13,541</u>	<u>12,323</u>	<u>12,908</u>
Total primary government program revenues	<u>\$ 446,545</u>	<u>\$ 484,882</u>	<u>\$ 513,485</u>	<u>\$ 479,721</u>	<u>\$ 487,483</u>	<u>\$ 570,861</u>	<u>\$ 623,451</u>	<u>\$ 664,377</u>	<u>\$ 758,985</u>	<u>\$ 750,459</u>

(Continued on next page)

Table 2

	2015	2016	2017	2018	2019	2020	2021	2022	2023	2024
Net program revenue (expense):										
Governmental activities net program expense	\$ (662,399)	\$ (720,750)	\$ (732,301)	\$ (779,133)	\$ (902,886)	\$ (788,750)	\$ (431,568)	\$ (694,020)	\$ (900,489)	\$ (1,097,667)
Business-type activities net program revenue	496	4,532	1,842	97	(397)	1,573	931	2,718	682	(497)
Total primary government net program expense	<u>\$ (661,903)</u>	<u>\$ (716,218)</u>	<u>\$ (730,459)</u>	<u>\$ (779,036)</u>	<u>\$ (903,283)</u>	<u>\$ (787,177)</u>	<u>\$ (430,637)</u>	<u>\$ (691,302)</u>	<u>\$ (899,807)</u>	<u>\$ (1,098,164)</u>
General revenues and other changes in net position:										
Governmental activities:										
Property taxes	\$ 404,519	\$ 420,199	\$ 432,415	\$ 455,256	\$ 459,833	\$ 470,225	\$ 496,620	\$ 527,669	\$ 533,004	\$ 549,320
Sales taxes	293,785	308,532	301,223	304,956	314,049	310,481	366,616	395,690	403,126	405,181
Grants and contributions not restricted to specific programs	26,318	27,930	23,328	27,264	28,385	25,169	32,212	33,593	33,493	34,957
Unrestricted investment earnings	9,821	8,324	13,578	28,129	50,116	30,687	(10,543)	(60,939)	90,410	78,946
Gain on sale of capital assets	-	-	-	-	-	-	-	-	23	-
Transfers in (out)	(2,645)	(2,449)	(2,876)	(8,366)	(2,866)	(5,319)	(2,453)	(1,928)	(2,925)	(6,326)
Total governmental activities general revenues and other changes in net position	731,798	762,536	767,668	807,239	849,517	831,243	882,452	894,085	1,057,131	1,062,078
Business-type activities:										
Gain on sale of capital assets	2	3	-	-	-	3	3	-	-	41
Transfers in (out)	2,645	2,449	2,876	8,366	2,866	5,319	2,453	1,928	2,925	6,326
Total business-type activities general revenues and other changes in net position	2,647	2,452	2,876	8,366	2,866	5,322	2,456	1,928	2,925	6,367
Total primary government general revenues and other changes in net position	<u>\$ 734,445</u>	<u>\$ 764,988</u>	<u>\$ 770,544</u>	<u>\$ 815,605</u>	<u>\$ 852,383</u>	<u>\$ 836,565</u>	<u>\$ 884,908</u>	<u>\$ 896,013</u>	<u>\$ 1,060,056</u>	<u>\$ 1,068,445</u>
Total change in net position:										
Governmental activities change in net position	\$ 69,399	\$ 41,786	\$ 35,367	\$ 28,106	\$ (53,369)	\$ 42,493	\$ 450,884	\$ 200,065	\$ 156,642	\$ (35,589)
Business-type activities change in net position	3,143	6,984	4,718	8,463	2,469	6,895	3,387	4,646	3,607	5,870
Total primary government change in net position	<u>\$ 72,542</u>	<u>\$ 48,770</u>	<u>\$ 40,085</u>	<u>\$ 36,569</u>	<u>\$ (50,900)</u>	<u>\$ 49,388</u>	<u>\$ 454,271</u>	<u>\$ 204,711</u>	<u>\$ 160,249</u>	<u>\$ (29,719)</u>

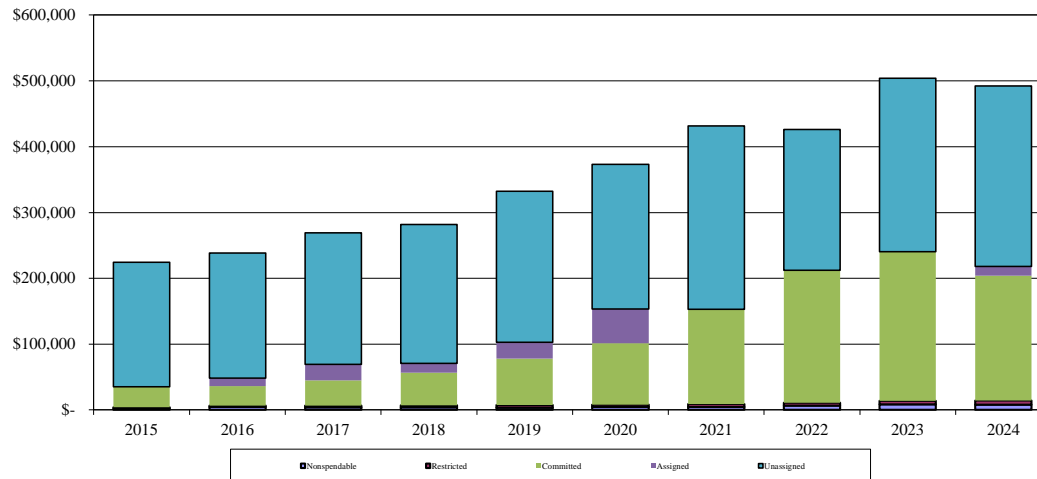
FRANKLIN COUNTY, OHIO
Fund Balances, Governmental Funds
(Modified Accrual Basis of Accounting)
Last Ten Years
(Amounts in 000's)

Table 3

	2015	2016	2017	2018	2019	2020	2021	2022	2023	2024
General fund:										
Nonspendable	\$ 2,562	\$ 4,601	\$ 4,306	\$ 4,015	\$ 3,828	\$ 4,493	\$ 4,798	\$ 6,436	\$ 8,484	\$ 7,933
Restricted	1,772	2,312	2,565	3,111	4,031	3,729	4,078	4,576	5,636	6,318
Committed	30,892	29,478	38,065	49,574	70,415	93,083	144,232	201,504	226,475	189,951
Assigned	-	12,208	24,666	14,078	24,891	52,054	-	-	-	13,704
Unassigned	189,450	190,171	199,499	211,282	229,366	219,696	278,508	213,725	263,456	274,565
Total general fund	224,676	238,770	269,101	282,060	332,531	373,055	431,616	426,241	504,051	492,471
All other governmental funds:										
Nonspendable	1,759	1,353	1,419	2,612	1,885	2,274	2,808	3,230	3,052	3,378
Restricted	632,067	665,984	717,351	806,147	721,675	695,029	766,136	797,307	841,720	770,063
Committed	2,399	5,115	5,398	177,135	174,223	182,986	105,617	55,317	24,386	18,614
Assigned	3,030	1,455	4,849	26,425	15,310	4,278	97	68	442	405
Unassigned (deficit)	(1,602)	(2,098)	(1,907)	(1,652)	(689)	(105)	(179)	(110)	(47)	-
Total all other governmental funds	637,653	671,809	727,110	1,010,667	912,404	884,462	874,479	855,812	869,553	792,460
Total governmental funds	\$ 862,329	\$ 910,579	\$ 996,211	\$ 1,292,727	\$ 1,244,935	\$ 1,257,517	\$ 1,306,095	\$ 1,282,053	\$ 1,373,604	\$ 1,284,931

- 9 -

General Fund



FRANKLIN COUNTY, OHIO
 Changes in Fund Balances, Governmental Funds
 (Modified Accrual Basis of Accounting)
 Last Ten Years
 (Amounts in 000's)

Table 4

	2015	2016	2017	2018	2019	2020	2021	2022	2023	2024
Revenues:										
Sales tax	\$ 291,575	\$ 306,992	\$ 302,935	\$ 303,269	\$ 313,008	\$ 311,493	\$ 362,169	\$ 392,693	\$ 403,037	\$ 401,949
Property taxes	411,084	421,996	432,379	455,621	460,844	470,740	498,265	526,149	531,792	550,778
Licenses and permits	2,717	3,202	3,357	3,438	3,239	3,375	3,288	3,249	2,638	2,644
Fees and charges for services	100,558	107,652	106,610	98,236	101,209	105,627	107,181	116,074	110,939	120,189
Fines and forfeitures	6,003	4,278	4,548	6,595	4,756	3,696	3,869	4,039	3,956	4,627
Intergovernmental	332,891	342,646	377,957	365,829	388,429	451,079	480,372	533,773	626,994	617,907
Investment income	9,601	8,149	13,414	27,497	50,451	32,392	(9,023)	(60,685)	92,603	81,293
Other	24,418	31,648	40,727	27,525	26,256	25,329	37,363	40,692	41,186	32,035
Total revenues	1,178,847	1,226,563	1,281,927	1,288,010	1,348,192	1,403,731	1,483,484	1,555,984	1,813,145	1,811,422
Expenditures:										
Current:										
General government	119,018	136,937	124,681	128,309	129,369	151,693	136,419	160,495	186,647	218,996
Judicial	79,771	82,017	87,621	89,491	92,730	92,421	95,133	104,629	118,787	128,432
Public safety	170,799	177,059	190,274	203,724	212,508	227,097	233,198	246,970	288,279	315,738
Human services	316,435	321,579	338,758	347,013	366,382	362,134	350,282	378,552	432,186	475,092
Health	307,757	318,840	316,500	320,664	325,209	304,244	330,766	348,765	367,134	397,633
Public works	39,244	54,200	46,087	37,835	49,459	56,405	49,251	71,650	70,419	59,386
Conservation and recreation	18,302	18,758	19,124	19,403	19,490	19,707	20,188	20,429	20,786	20,745
Community development	9,261	10,207	7,255	7,507	5,088	29,075	30,959	49,857	30,665	46,896
Capital outlays	10,647	21,003	20,986	57,178	132,587	83,004	99,111	69,588	41,073	52,292
Debt service:										
Principal retirement	22,990	23,088	16,362	28,122	25,509	26,554	24,290	22,932	23,950	30,131
Interest and fiscal charges	14,577	13,880	13,423	18,490	23,048	21,638	19,546	17,926	16,854	19,920
Debt issuance cost	432	253	-	1,521	61	-	572	-	-	-
Intergovernmental grants	10,849	7,673	12,648	7,968	13,154	13,480	44,394	84,138	122,926	147,932
Total expenditures	1,120,082	1,185,494	1,193,719	1,267,225	1,394,594	1,387,452	1,434,109	1,575,931	1,719,706	1,913,193
Excess (deficiency) of revenues over (under) expenditures	58,765	41,069	88,208	20,785	(46,402)	16,279	49,375	(19,947)	93,439	(101,771)
Other financing sources (uses):										
Transfers in	84,331	84,592	93,245	104,681	69,935	71,230	70,699	63,794	79,950	69,479
Transfers out	(86,976)	(87,041)	(96,121)	(113,047)	(72,801)	(76,549)	(72,439)	(72,032)	(82,875)	(75,805)
Proceeds of debt ¹	4,440	9,223	-	283,500	74	-	570	364	696	1,672
Leases	203	-	56	314	-	-	-	-	-	10,174
Sale of capital assets	661	407	244	283	352	1,622	373	3,779	341	7,578
Total other financing sources (uses)	2,659	7,181	(2,576)	275,731	(2,440)	(3,697)	(797)	(4,095)	(1,888)	13,098
Net change in fund balances	\$ 61,424	\$ 48,250	\$ 85,632	\$ 296,516	\$ (48,842)	\$ 12,582	\$ 48,578	\$ (24,042)	\$ 91,551	\$ (88,673)
Debt service as a percentage of noncapital expenditures	3.38%	3.20%	2.58%	3.89%	3.89%	3.74%	3.31%	2.76%	2.51%	2.76%

Notes: ¹Includes bonds, notes, loans, related premiums and discounts, refunding bonds and payment to escrow.

FRANKLIN COUNTY, OHIO

Table 5

Assessed and Estimated Actual Value of Taxable Property
Last Ten Years
(Amounts in 000's)

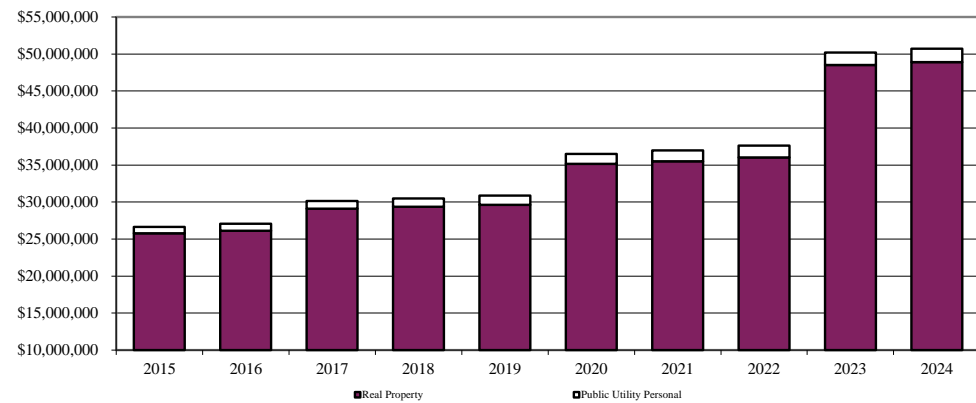
Tax Year	Real Property		Public Utility Personal		Total			Total Direct Tax Rate
	Assessed Value ¹	Estimated Actual Value	Assessed Value ¹	Estimated Actual Value	Assessed Value ¹	Estimated Actual Value	Ratio	
2015	\$ 25,779,673	\$ 73,656,209	\$ 862,772	\$ 2,465,063	\$ 26,642,445	\$ 76,121,272	35.0%	17.72
2016	26,115,763	74,616,466	952,060	2,720,171	27,067,823	77,336,637	35.0%	17.72
2017	29,122,982	83,208,520	1,032,175	2,949,071	30,155,157	86,157,591	35.0%	18.17
2018	29,358,662	83,881,891	1,147,355	3,278,157	30,506,017	87,160,048	35.0%	18.17
2019	29,622,129	84,634,654	1,260,089	3,600,254	30,882,218	88,234,908	35.0%	18.17
2020	35,136,690	100,390,543	1,357,640	3,878,971	36,494,330	104,269,514	35.0%	18.17
2021	35,517,649	101,478,997	1,467,833	4,193,809	36,985,482	105,672,806	35.0%	18.82
2022	36,037,928	102,965,509	1,571,178	4,489,080	37,609,106	107,454,589	35.0%	18.82
2023	48,516,036	138,617,246	1,679,045	4,797,271	50,195,081	143,414,517	35.0%	18.82
2024	48,891,648	139,690,423	1,847,516	5,278,617	50,739,164	144,969,040	35.0%	19.42

- 88 -

Assessed Value of Taxable Property

Source: Franklin County Auditor's Office

Notes: ¹ Assessed value = 35% of estimated actual value.



FRANKLIN COUNTY, OHIO
 Assessed Valuation of the County by Classification
 Last Ten Years
 (Amounts in 000's)

Table 6

Tax Year	Real Estate Classification								Personal Property			
	Residential/ Agricultural		Commercial/ Industrial		Public Utility Real Estate		Total Real Estate		Public Utility Personal		Total Assessed Valuation	
	Amount	Percent of Total	Amount	Percent of Total	Amount	Percent of Total	Amount	Percent of Total	Amount	Percent of Total	Amount	Percent of Total
2015	\$ 18,044,048	67.73%	\$ 7,721,400	28.98%	\$ 14,225	0.05%	\$ 25,779,673	96.76%	\$ 862,772	3.24%	\$ 26,642,445	100.00%
2016	18,137,195	67.01%	7,965,543	29.43%	13,025	0.05%	26,115,763	96.48%	952,060	3.52%	27,067,823	100.00%
2017	20,424,400	67.73%	8,685,920	28.80%	12,662	0.04%	29,122,982	96.58%	1,032,175	3.42%	30,155,157	100.00%
2018	20,518,382	67.26%	8,828,123	28.94%	12,157	0.04%	29,358,662	96.24%	1,147,355	3.76%	30,506,017	100.00%
2019	20,748,350	67.19%	8,861,435	28.69%	12,344	0.04%	29,622,129	95.92%	1,260,089	4.08%	30,882,218	100.00%
2020	25,065,955	68.69%	10,058,187	27.56%	12,548	0.03%	35,136,690	96.28%	1,357,640	3.72%	36,494,330	100.00%
2021	25,350,726	68.54%	10,154,557	27.46%	12,366	0.03%	35,517,649	96.03%	1,467,833	3.97%	36,985,482	100.00%
2022	25,674,508	68.27%	10,351,806	27.52%	11,614	0.03%	36,037,928	95.82%	1,571,178	4.18%	37,609,106	100.00%
2023	36,755,805	73.23%	11,747,194	23.40%	13,037	0.03%	48,516,036	96.66%	1,679,045	3.34%	50,195,081	100.00%
2024	37,382,183	73.68%	11,496,415	22.66%	13,050	0.03%	48,891,648	96.37%	1,847,516	3.63%	50,739,164	100.00%

FRANKLIN COUNTY, OHIO

Real Property Value and Construction
 Last Ten Years
 (Amounts in 000's)

Table 7

Tax Year	New Construction			Real Property Value		
	Residential/ Agricultural	Commercial/ Industrial	Total New Construction	Residential/ Agricultural ¹	Commercial/ Industrial/ Public Utility ¹	Tax-Exempt ²
2015	\$ 273,063	\$ 558,864	\$ 831,927	\$ 51,554,422	\$ 22,101,787	\$ 27,200,865
2016	284,640	746,653	1,031,293	51,820,556	22,795,907	27,766,536
2017	328,305	585,174	913,479	58,355,428	24,853,092	32,004,914
2018	383,705	723,025	1,106,730	58,623,948	25,257,942	33,506,254
2019	491,989	721,570	1,213,559	59,281,000	25,353,653	35,513,300
2020	609,420	602,548	1,211,968	71,617,016	28,773,528	42,126,390
2021	652,210	844,730	1,496,940	72,430,645	29,048,352	43,300,239
2022	567,484	1,115,277	1,682,761	73,355,737	29,609,771	45,275,775
2023	670,052	624,764	1,294,816	105,016,585	33,600,662	53,771,116
2024	893,848	999,596	1,893,444	106,806,237	32,884,187	56,937,521

Source: Franklin County Auditor's Office.

Notes: All are appraised values.

¹Includes value and or class adjustments (e.g., homestead, current agricultural use valuation).

²Includes abated values.

FRANKLIN COUNTY, OHIO

Table 8

Property Taxes on a \$100,000
Owner-Occupied Home or a Business
City of Columbus / Columbus School District
December 31, 2024

Real estate taxes help finance your school district, your city, village or township, your public library, your parks and zoo, and various County services. In the example below, if your home or business has an appraised value of \$100,000 located in the City of Columbus and the Columbus City School District for tax year 2024, this is how the taxes will be distributed in calendar year 2025.

<u>Tax Recipient</u>	<u>Home</u>	<u>Business</u>
Columbus City Schools	\$ 1,117.66	\$ 1,819.68
Board of Developmental Disabilities	128.47	177.08
Children Services	110.16	147.49
City of Columbus	109.90	109.90
Columbus Public Library	86.98	116.58
ADAMH Board	56.46	75.32
County General Fund	51.45	51.45
Office on Aging	32.14	44.27
Metro Parks	19.58	25.84
Zoological Park	12.80	18.97
Columbus State	<u>11.20</u>	<u>11.20</u>
Total	<u>\$ 1,736.80</u>	<u>\$ 2,597.78</u>

Source: Franklin County Auditor's Office.

FRANKLIN COUNTY, OHIO
Property Tax Rates - Direct and Overlapping Governments
(Per \$1,000 of Assessed Value)
Last Ten Years

Table 9

	2015	2016	2017	2018	2019	2020	2021	2022	2023	2024
County direct rate:										
General Fund	\$ 1.47	\$ 1.47	\$ 1.47	\$ 1.47	\$ 1.47	\$ 1.47	\$ 1.47	\$ 1.47	\$ 1.47	\$ 1.47
Children Services	5.00	5.00	5.00	5.00	5.00	5.00	5.00	5.00	5.00	5.60
ADAMH Board	2.20	2.20	2.20	2.20	2.20	2.20	2.85	2.85	2.85	2.85
FCBDD	7.00	7.00	7.00	7.00	7.00	7.00	7.00	7.00	7.00	7.00
Zoological Park	0.75	0.75	0.75	0.75	0.75	0.75	0.75	0.75	0.75	0.75
Office on Aging	1.30	1.30	1.75	1.75	1.75	1.75	1.75	1.75	1.75	1.75
Total direct rate	\$ 17.72	\$ 17.72	\$ 18.17	\$ 18.17	\$ 18.17	\$ 18.17	\$ 18.82	\$ 18.82	\$ 18.82	\$ 19.42
Overlapping rates										
School districts:										
Bexley	\$ 112.95	\$ 112.53	\$ 112.28	\$ 111.93	\$ 120.73	\$ 120.73	\$ 120.73	\$ 120.73	\$ 120.43	\$ 125.33
Canal Winchester	78.91	79.00	77.50	77.19	79.68	73.67	73.27	72.60	68.81	68.39
Columbus	75.90	81.88	82.33	82.18	82.08	81.63	81.03	81.03	87.91	87.76
Dublin	88.59	88.59	88.09	93.70	93.49	92.09	92.09	92.09	99.85	99.85
Gahanna-Jefferson	73.26	73.26	73.01	78.29	78.69	87.96	87.96	87.96	86.66	86.66
Grandview Heights	110.05	110.05	109.05	112.85	112.60	112.15	111.85	111.85	111.40	118.10
Groveport-Madison	66.28	65.49	64.58	64.34	63.69	63.48	62.86	62.86	60.49	60.17
Hamilton	56.65	55.90	55.90	54.90	54.90	54.15	52.40	51.65	51.50	51.40
Hilliard	89.55	94.35	93.75	93.75	93.75	91.90	91.55	91.55	90.95	97.85
New Albany-Plain	74.34	74.09	72.34	71.09	72.09	72.09	72.09	71.84	70.14	71.59
Reynoldsburg	74.45	74.45	71.85	71.85	71.55	70.05	68.80	68.80	67.20	67.20
South-Western	73.15	73.15	73.15	73.15	73.15	73.15	72.85	72.05	70.70	70.70
Upper Arlington	105.96	106.01	114.76	114.76	114.76	114.36	114.36	121.26	120.46	120.46
Westerville	80.50	80.35	79.20	78.95	80.06	85.06	84.86	84.29	82.14	81.91
Whitehall	73.80	73.10	72.85	75.95	74.35	73.85	73.85	74.65	73.65	73.25
Worthington	96.94	96.94	96.94	102.09	104.09	105.64	107.64	113.44	114.54	116.54
School districts (out-of-County):										
Jonathan Alder	\$ 36.60	\$ 36.10	\$ 35.60	\$ 35.35	\$ 35.35	\$ 35.35	\$ 34.85	\$ 34.75	\$ 34.10	\$ 33.10
Licking Heights	59.59	60.89	62.88	60.29	59.59	56.94	56.74	56.28	51.34	49.35
Madison-Plains	48.45	48.45	48.45	48.45	48.45	48.45	48.45	48.45	48.45	48.45
Olentangy	78.62	85.44	84.30	84.30	84.30	92.20	92.20	92.20	90.95	90.70
Pickerington	83.60	83.20	82.70	82.70	80.30	79.70	79.70	79.20	79.20	79.20
Teays Valley	31.00	31.00	31.00	30.00	30.00	30.00	28.60	28.60	27.96	27.96
Joint vocational school districts:										
Central Ohio	\$ 1.60	\$ 1.60	\$ 1.60	\$ 1.60	\$ 1.60	\$ 1.60	\$ 1.60	\$ 1.80	\$ 1.80	\$ 1.80
Delaware County	3.20	1.50	3.20	3.20	3.20	3.20	3.20	3.20	3.20	3.20
Eastland	2.00	2.00	2.00	2.00	2.00	2.00	2.00	2.00	2.00	2.00
Licking County	2.58	2.57	2.55	2.55	2.55	2.50	2.50	2.50	2.00	2.00
Corporations:										
Bexley	\$ 7.85	\$ 7.85	\$ 7.85	\$ 5.45	\$ 5.45	\$ 5.45	\$ 5.45	\$ 5.45	\$ 5.45	\$ 5.45
Brice	3.20	3.20	3.20	3.20	3.20	3.20	3.20	3.20	3.20	3.20
Canal Winchester	2.00	2.00	2.00	2.00	2.00	2.00	2.00	2.00	2.00	2.00
Columbus	3.14	3.14	3.14	3.14	3.14	3.14	3.14	3.14	3.14	3.14
Commercial Point	n/a	n/a	n/a	n/a	n/a	n/a	n/a	n/a	2.00	2.00
Dublin	2.95	2.95	2.95	2.95	2.95	2.95	2.95	2.95	2.95	2.95
Gahanna	2.40	2.40	2.40	2.40	2.40	2.40	2.40	2.40	2.40	2.40

(Continued on next page)

FRANKLIN COUNTY, OHIO
Property Tax Rates - Direct and Overlapping Governments
(Per \$1,000 of Assessed Value)
Last Ten Years

Table 9

	2015	2016	2017	2018	2019	2020	2021	2022	2023	2024
Grandview Heights	10.15	10.15	10.15	10.15	10.15	10.15	10.15	14.03	13.73	13.53
Grove City	3.50	3.50	3.50	3.50	3.50	3.50	3.50	3.50	3.50	3.50
Groveport	1.40	1.40	1.40	1.40	1.40	1.40	1.40	1.40	1.40	1.40
Harrisburg	1.00	1.00	1.00	1.00	1.00	1.00	1.00	1.00	1.00	1.00
Hilliard	1.60	1.60	1.60	1.60	1.60	1.60	1.60	1.60	1.60	1.60
Lithopolis	1.90	1.90	1.90	1.90	1.90	1.90	1.90	1.90	1.90	1.90
Lockbourne	2.50	2.50	2.50	2.50	2.50	2.50	2.50	2.50	2.50	2.50
Marble Cliff	0.35	0.35	0.35	0.35	0.35	0.35	0.35	0.35	0.35	0.35
Minerva Park	15.10	15.10	15.10	15.10	15.10	13.20	13.20	13.20	13.20	13.20
New Albany	1.94	1.94	1.94	1.94	1.94	1.94	1.94	1.94	1.94	1.94
Obetz	1.70	1.70	1.70	1.70	1.70	1.70	1.70	1.70	1.70	1.70
Pickerington	7.80	7.80	7.80	7.80	7.80	7.80	7.80	7.80	7.80	7.80
Reynoldsburg	0.70	0.70	0.70	0.70	0.70	0.70	0.70	0.70	0.70	0.70
Riverlea	25.66	25.90	23.01	20.25	20.25	19.00	19.15	19.15	16.65	16.65
Upper Arlington	6.58	6.58	6.22	6.17	6.17	5.97	5.97	5.89	5.89	5.89
Urbancrest	0.60	0.60	0.60	0.60	0.60	0.60	0.60	0.60	0.60	0.60
Valleyview	22.53	22.53	34.53	34.53	34.53	34.53	33.53	33.53	33.53	38.53
Westerville	20.30	23.10	23.06	23.00	23.00	23.45	23.45	23.45	23.45	23.45
Whitehall	1.50	1.50	1.50	1.50	1.50	1.50	1.50	4.33	4.33	4.33
Worthington	5.00	5.00	5.00	5.00	5.00	5.00	5.00	5.00	5.00	5.00
Townships:										
Blendon	\$ 32.51	\$ 37.11	\$ 37.20	\$ 37.15	\$ 38.40	\$ 38.40	\$ 38.26	\$ 38.35	\$ 38.25	\$ 38.25
Brown	17.92	17.92	17.92	17.92	17.92	17.92	17.92	17.92	17.92	17.92
Clinton	29.74	34.74	34.74	34.74	34.74	42.24	42.24	42.24	42.24	42.24
Franklin	25.20	31.09	35.19	35.19	35.19	37.53	37.34	40.83	40.83	40.23
Hamilton	17.05	21.05	21.05	24.55	25.55	25.55	25.55	25.55	27.05	26.05
Jackson	23.95	23.95	23.95	23.95	23.95	23.95	23.95	23.95	23.95	23.95
Jefferson	15.00	14.90	14.90	14.85	14.85	14.78	14.65	16.15	16.15	16.15
Madison	27.05	27.05	27.05	27.05	27.05	27.05	27.05	27.05	27.05	27.05
Mifflin	37.40	37.40	37.40	40.40	40.40	44.00	46.34	48.89	48.89	48.89
Norwich	25.72	25.72	25.72	25.72	25.72	25.72	25.72	25.72	25.72	30.62
Perry	25.10	25.10	25.10	25.10	25.02	25.10	25.10	25.10	25.10	32.67
Plain	15.25	15.25	15.25	15.25	15.25	15.25	15.25	15.25	15.25	18.25
Pleasant	21.20	21.20	21.20	21.20	21.20	21.20	21.20	21.20	21.20	25.20
Prairie	18.20	18.20	18.20	21.81	21.81	21.81	21.81	21.81	21.81	21.81
Sharon	23.50	23.50	27.50	27.50	27.50	27.50	27.50	27.50	31.56	31.56
Truro	20.50	23.00	23.00	23.00	23.00	27.00	26.00	26.00	26.00	26.00
Washington	15.45	15.45	15.45	15.45	15.45	15.45	8.75	15.45	15.45	15.45
Other units:										
Bexley Public Library	\$ 2.80	\$ 2.80	\$ 2.80	\$ 2.80	\$ 2.80	\$ 2.80	\$ 2.80	\$ 2.80	\$ 2.80	\$ 2.80
Columbus Metropolitan Library	2.80	2.80	2.80	2.80	2.80	2.80	2.80	2.80	4.30	4.30
Columbus State Community College	-	-	-	-	-	0.52	0.47	0.47	0.32	0.32
Grandview Heights Public Library	4.70	4.70	6.70	6.70	6.70	6.70	6.70	6.70	6.70	6.70
Delaware County District Library	1.00	1.00	1.00	1.00	1.00	1.00	1.00	1.00	1.00	1.00
Metropolitan Park District	0.75	0.75	0.75	0.75	0.95	0.95	0.95	0.95	0.95	0.95
New Albany-Plain Park District	1.59	1.59	1.59	1.54	1.54	1.44	1.44	4.35	3.32	3.12
Pickerington Public Library	0.75	0.75	0.75	0.75	1.25	1.25	1.25	1.25	1.25	1.25
Plain City Public Library	1.50	1.50	1.50	1.50	1.50	1.50	1.50	1.50	1.50	1.50
Southwest Public Library	1.00	1.00	1.00	1.00	1.00	1.00	1.00	1.00	1.00	1.00
Upper Arlington Public Library	2.00	2.00	2.00	2.00	2.00	2.00	2.00	3.00	3.00	3.00
Westerville Public Library	2.00	2.00	2.00	2.00	2.00	2.00	2.00	2.00	2.00	2.75
Worthington Public Library	4.80	4.80	4.80	4.80	4.80	4.80	4.80	4.80	4.80	4.80

Source: Franklin County Auditor's Office.

FRANKLIN COUNTY, OHIO
Principal Property Taxpayers
As of December 31, 2024 and December 31, 2015
(Amounts in 000's)

Table 10

2024					2015			
Taxpayer	Assessed Valuation	Rank	Percent of Total	Rank in 2015	Taxpayer	Assessed Valuation	Rank	Percent of Total
Public utilities:					Public utilities:			
Ohio Power Company	\$ 1,220,730	1	2.41%	1	Ohio Power Company	\$ 602,651	1	2.26%
AEP Ohio Transmission Company Inc.	304,207	2	0.60%	3	Columbia Gas of Ohio Inc.	117,396	2	0.44%
Columbia Gas of Ohio Inc.	233,690	3	0.46%	2	AEP Ohio Transmission Company Inc.	88,020	3	0.33%
Real estate:					Real estate:			
Nationwide Mutual Insurance Company	73,927	1	0.15%	2	Ohio Health	231,403	1	0.87%
GLP Capital LP	57,017	2	0.11%	6	Nationwide Mutual Insurance Company	94,257	2	0.35%
Distribution Land Company LLC	54,730	3	0.11%	4	Easton Town Center I LLC	77,726	3	0.29%
Huntington Center Owner LLC	38,460	4	0.08%	8	Distribution Land Company LLC	66,202	4	0.25%
GS Owner LLC	37,026	5	0.07%	-	BRE / COH OH LLC	60,275	5	0.23%
Montauk Innovations LLC	36,124	6	0.07%	-	GLP Capital LP	57,747	6	0.22%
Meridian Residences LLC	33,474	7	0.07%	-	LSREF3 Bravo LLC	46,970	7	0.18%
Albion Wm 1 LLC	31,670	8	0.06%	-	Huntington Center	39,830	8	0.15%
New Hilliard Station Apartments LLC	31,486	9	0.06%	-	Huntington National Bank	36,296	9	0.14%
Scioto Downs Inc.	29,888	10	0.06%	-	Grange Mutual Casualty Co.	35,054	10	0.13%
All others	<u>48,556,735</u>		<u>95.69%</u>		All others	<u>25,088,618</u>		<u>94.16%</u>
Total	<u>\$ 50,739,164</u>		<u>100.00%</u>		Total	<u>\$ 26,642,445</u>		<u>100.00%</u>

Source: Franklin County Auditor's Office.

FRANKLIN COUNTY, OHIO

Property Tax Levies and Collections:

Last Ten Years

(Amounts in 000's)

Table 11

Fiscal Year	Equalized Tax Levy ¹	Current Tax Collections ²	Percent of Levy Collected	Delinquent Tax Collections	Total Tax Collections ³	Percent of Total Collections to Levy	Outstanding Delinquent Taxes	Outstanding Delinquent Taxes to Levy
2015	\$ 462,751	\$ 439,284	94.9%	\$ 13,248	\$ 452,532	97.8%	\$ 27,574	6.0%
2016	467,787	450,068	96.2%	13,094	463,162	99.0%	23,438	5.0%
2017	475,311	459,202	96.6%	12,176	471,378	99.2%	23,288	4.9%
2018	496,580	481,905	97.0%	11,718	493,623	99.4%	22,521	4.5%
2019	502,800	483,996	96.3%	11,767	495,763	98.6%	20,137	4.0%
2020	508,554	491,460	96.6%	11,872	503,332	99.0%	17,696	3.5%
2021	522,556	506,204	96.9%	9,922	516,126	98.8%	21,522	4.1%
2022	554,402	537,220	96.9%	15,424	552,644	99.7%	21,365	3.9%
2023	562,257	547,655	97.4%	13,731	561,386	99.8%	22,162	3.9%
2024	584,109	562,304	96.3%	13,177	575,481	98.5%	23,752	4.1%

Source: Franklin County Auditor's Office.

Notes: ¹Levy before adjustment for exempt valuation.

²Current tax collections include state reimbursement for homestead/roll-back.

³Total tax collections include state reimbursement for homestead/roll-back.

FRANKLIN COUNTY, OHIO
Property Tax Levies - Voted and Unvoted
(Per \$1,000 of Assessed Value)
As of December 31, 2024 and December 31, 2015

Table 12

	2024					
	Full Tax Rate	Effective Rate Res/Agr	Effective Rate Com/Ind	Year of Election	Beginning Year of Collection	Final Year of Collection
General Fund	\$ 1.47	\$ 1.470000	\$ 1.470000	Unvoted		
Children Services	3.10	1.625568	2.240636	2019	2020	2029
Children Services	1.90	0.921840	1.373293	2024	2025	2034
Children Services	0.60	0.600000	0.600000	2024	2025	2034
ADAMH Board	2.20	1.153629	1.590129	2020	2022	2026
ADAMH Board	0.65	0.459563	0.561971	2020	2022	2026
Board of Developmental Disabilities	3.50	1.835319	2.529751	2008	2009	IND
Board of Developmental Disabilities	3.50	1.835319	2.529751	2017	2019	2028
Zoological Park	0.75	0.365786	0.542089	2015	2016	2025
Office on Aging	1.30	0.681690	0.939621	2022	2023	2027
Office on Aging	0.45	0.236618	0.325253	2022	2023	2027
Total	\$ 19.42	\$ 11.185332	\$ 14.702494			

	2015					
	Full Tax Rate	Effective Rate Res/Agr	Effective Rate Com/Ind	Year of Election	Beginning Year of Collection	Final Year of Collection
General Fund	\$ 1.47	\$ 1.470000	\$ 1.470000	Unvoted		
Children Services	1.90	1.753152	1.900000	2014	2015	2024
Children Services	3.10	3.091502	3.100000	2009	2010	2019
ADAMH Board	2.20	2.193969	2.200000	2005	2007	2016
Board of Developmental Disabilities	3.50	3.490406	3.500000	2011	2013	2018
Board of Developmental Disabilities	3.50	3.490406	3.500000	2008	2009	IND
Zoological Park	0.75	0.695649	0.750000	2004	2006	2015
Office on Aging	1.30	1.296436	1.300000	2012	2013	2017
Total	\$ 17.72	\$ 17.481520	\$ 17.720000			

Source: Franklin County Auditor's Office

Notes: Tax rates displayed are for tax years 2024 and 2015, to be collected in 2025 and 2016 respectively.
IND - Indefinite

FRANKLIN COUNTY, OHIO
 Other Major General Fund Revenue Sources
 Last Ten Years
 (Amounts in 000's)

County sales tax:

The County imposed a one-half percent sales tax increase effective September 1, 1985, an additional one-fourth percent effective October 1, 2005 and an additional one-fourth percent effective January 1, 2014. A temporary one-fourth percent sales tax became effective October 1, 2005, and expired December 31, 2007. A temporary one-fourth percent sales tax became effective January 1, 2014 and was due to expire on December 31, 2018. However, the County Commissioners passed a resolution on December 19, 2017 that this tax shall not expire on December 31, 2018 but shall continue for an unspecified, continuing period of time. The sales tax may be repealed if a majority of voters approve the repeal at a general election. The question of repeal must be placed on the ballot by a petition signed by qualified voters equal to 10% of those voting for governor in the last gubernatorial election. No such petition has been filed with the County Board of Elections. In March of 2018, the County Commissioners authorized the issuance of \$250 million Various Purpose Sales Tax Revenue Bonds, Series 2018 (the "Bonds"), which were issued on June 5, 2018. The County Commissioners may not repeal, rescind or reduce any portion of either of the County sales taxes, and no portion of either of the County sales tax is subject to repeal or reduction by the electorate of the County, while the Bonds, or any additional bonds that may be authorized and issued, remain outstanding.

Local Government fund:

The Ohio local government fund was created by statute and is comprised of designated state revenues, which are distributed to each county and then allocated among the county and cities, villages and townships in the county on the basis of statutory formulas.

The following table shows sales taxes and local government fund revenue for the County:

Fiscal Year	Sales Tax			Local Government Fund
	Levy	Cash Basis*	Accrual Basis	
2015	1.25%	\$ 285,942	\$ 293,785	\$ 13,390
2016	1.25%	302,531	308,532	12,281
2017	1.25%	302,081	301,223	12,738
2018	1.25%	297,065	304,956	13,563
2019	1.25%	310,227	314,049	14,461
2020	1.25%	305,185	310,481	12,716
2021	1.25%	349,930	366,616	17,830
2022	1.25%	384,846	395,690	17,551
2023	1.25%	399,294	403,126	16,425
2024	1.25%	398,330	405,181	16,964

Source: Franklin County Auditor's Office.

* - Excludes 1% administration fee

FRANKLIN COUNTY, OHIO

Ratios of Outstanding Debt by Type
Last Ten Years
(Amounts in 000's, Except Per Capita)

Table 14

Fiscal Year	Governmental Activities									Business-type Activities				Total Primary Government	Personal Income			Debt Per Capita
	General Obligation Bonds	General Obligation Notes	Special Obligation Bonds	Special Obligation Notes	Loans	Lease Liab. Financed Purchase	Lease Liab. Lease Assets	Subscription Liability	Total	Bonds	Notes	Loans	Total		Total ¹	Percentage	Population ¹	
2015	\$ 281,118	\$ 7,482	\$ 23,165	\$ 4,000	\$ 3,902	\$ 22,837	\$ -	\$ -	\$ 342,504	\$ 8,780	\$ -	\$ 13,056	\$ 21,836	\$ 364,340	\$ 57,238,000	0.64%	1,202,423	\$ 303.00
2016	271,773	6,947	22,730	-	3,615	21,866	-	-	326,931	12,761	6,500	13,204	32,465	359,396	61,792,000	0.58%	1,253,522	286.71
2017	256,138	6,405	21,680	-	3,327	20,648	-	-	308,198	12,259	6,500	12,332	31,091	339,289	64,449,000	0.53%	1,291,981	262.61
2018	262,196	5,854	270,595	-	3,040	19,813	-	-	561,498	11,674	-	16,645	28,319	589,817	67,389,000	0.88%	1,318,164	447.45
2019	250,637	5,295	255,260	-	2,753	18,595	-	-	532,540	9,409	-	22,321	31,730	564,270	70,307,000	0.80%	1,332,352	423.51
2020	237,923	4,727	239,900	-	2,610	17,328	-	-	502,488	8,854	-	25,697	34,551	537,039	71,294,000	0.75%	1,332,352	403.08
2021	227,704	4,151	231,620	-	2,323	16,051	5,130	-	486,979	8,820	-	26,936	35,756	522,735	74,194,000	0.70%	1,335,550	391.40
2022	209,154	3,566	226,395	-	2,400	14,716	6,869	18,172	481,272	8,079	-	24,803	32,882	514,154	81,931,000	0.63%	1,332,150	385.96
2023	189,952	2,975	220,930	-	2,754	13,314	26,648	18,325	474,898	7,321	-	23,889	31,210	506,108	87,023,000	0.58%	1,332,220	379.90
2024	170,325	2,383	215,140	-	3,889	11,872	26,425	16,715	446,749	6,530	-	22,660	29,190	475,939	89,847,000	0.53%	1,336,750	356.04

Source: Franklin County Auditor's Office.

Notes: ¹ Estimated based on information provided by Woods & Poole Economics.

FRANKLIN COUNTY, OHIO
Ratios of General Bonded Debt Outstanding
Last Ten Years
(Amounts in 000's)

Table 15

Tax Year	Population ^{1,2}	Assessed Value	Gross Bonded Debt ³	Less Assigned Debt Service Funds ⁴	Net General Bonded Debt	Ratio of Net General Bonded Debt to Assessed Value	Net General Bonded Debt per Capita ²
2015	1,202,423	\$ 26,642,445	\$ 313,063	\$ 3,030	\$ 310,033	1.164%	\$ 257.84
2016	1,253,522	27,067,823	307,264	1,455	305,809	1.130%	243.96
2017	1,291,981	30,155,157	290,077	4,849	285,228	0.946%	220.77
2018	1,318,164	30,506,017	544,465	26,425	518,040	1.698%	393.00
2019	1,332,352	30,882,218	515,306	15,310	499,996	1.619%	375.27
2020	1,332,352	36,494,330	486,677	4,278	482,399	1.322%	362.07
2021	1,335,550	36,985,482	468,144	97	468,047	1.265%	350.45
2022	1,332,150	37,609,106	443,628	68	443,560	1.179%	332.97
2023	1,332,220	50,195,081	418,203	442	417,761	0.832%	313.58
2024	1,336,750	50,739,164	391,995	405	391,590	0.772%	292.94

Sources:

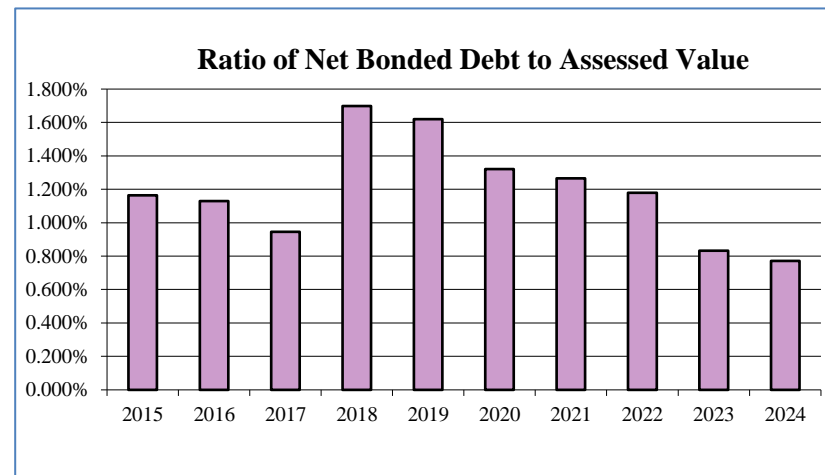
¹ Estimates by Mid-Ohio Regional Planning Commission and Woods & Poole Economics.

² Population and Net Bonded Debt per Capita amounts are not in thousands.

³ Gross Bonded Debt and is calculated as follows for 2024:

General obligation bonds	\$ 170,325
Special obligation bonds	215,140
Bonds supported by enterprise revenues	6,530
\$	391,995

⁴ Resources available in the General Bond Retirement and Sales Tax Debt Service funds to pay principal of outstanding debt.



FRANKLIN COUNTY, OHIO

Table 16

Computation of Legal Debt Margin
Last Ten Years
(Amounts in 000's)

	2015	2016	2017	2018	2019	2020	2021	2022	2023	2024
Total assessed property value	\$ 26,642,445	\$ 27,067,823	\$ 30,155,157	\$ 30,506,017	\$ 30,882,218	\$ 36,484,330	\$ 36,985,482	\$ 37,609,106	\$ 50,195,081	\$ 50,739,164
Total debt limit:										
Debt limit of assessed value ¹	\$ 664,561	\$ 675,196	\$ 752,379	\$ 761,150	\$ 770,555	\$ 910,608	\$ 923,137	\$ 938,728	\$ 1,253,377	\$ 1,266,979
Amount of debt applicable to limit:										
General obligation bonds and notes	227,465	223,500	211,705	186,775	178,865	169,765	174,925	162,000	148,555	131,980
Amount of debt subject to limit	227,465	223,500	211,705	186,775	178,865	169,765	174,925	162,000	148,555	131,980
Legal debt margin	\$ 437,096	\$ 451,696	\$ 540,674	\$ 574,375	\$ 591,690	\$ 740,843	\$ 748,212	\$ 776,728	\$ 1,104,822	\$ 1,134,999
Legal debt margin as a percentage of the debt limit	65.77%	66.90%	71.86%	75.46%	76.79%	81.36%	81.05%	82.74%	88.15%	89.58%
Unvoted debt limit:										
Unvoted debt limit of assessed value ²	\$ 266,424	\$ 270,678	\$ 301,552	\$ 305,060	\$ 308,822	\$ 364,843	\$ 369,855	\$ 376,091	\$ 501,951	\$ 507,392
Amount of debt subject to limit	227,465	223,500	211,705	186,775	178,865	169,765	174,925	162,000	148,555	131,980
Unvoted legal debt margin	\$ 38,959	\$ 47,178	\$ 89,847	\$ 118,285	\$ 129,957	\$ 195,078	\$ 194,930	\$ 214,091	\$ 353,396	\$ 375,412
Unvoted legal debt margin as a percentage of the unvoted debt limit	14.62%	17.43%	29.79%	38.77%	42.08%	53.47%	52.70%	56.93%	70.40%	73.99%

Notes: ¹ Debt limit is a total of a sum equal to three percent of the first \$100,000,000 of the assessed valuation plus one and one-half percent of such valuation in excess of \$100,000,000 and not in excess of \$300,000,000 plus two and one-half percent of such valuation in excess of \$300,000,000.

² Debt limit is one percent of total assessed valuation.

Governmental activities:		
General obligation bonds		\$ 131,980
General obligation notes		2,383
Taxable special obligation bonds		215,140
Loans		3,889
		<u>353,392</u>
Business-type activities:		
General obligation bonds		6,375
Loans		22,660
		<u>29,035</u>
Total outstanding debt		382,427
Exemptions:		
Self-supported debt		42,555
Used for construction of facilities		201,620
Used for energy conservation measures		2,383
Used for road or bridge construction		3,889
Total exemptions		<u>250,447</u>
Net debt		<u>\$ 131,980</u>

FRANKLIN COUNTY, OHIO

Outstanding Debt

As of December 31, 2024 and December 31, 2015

(Amounts in 000's)

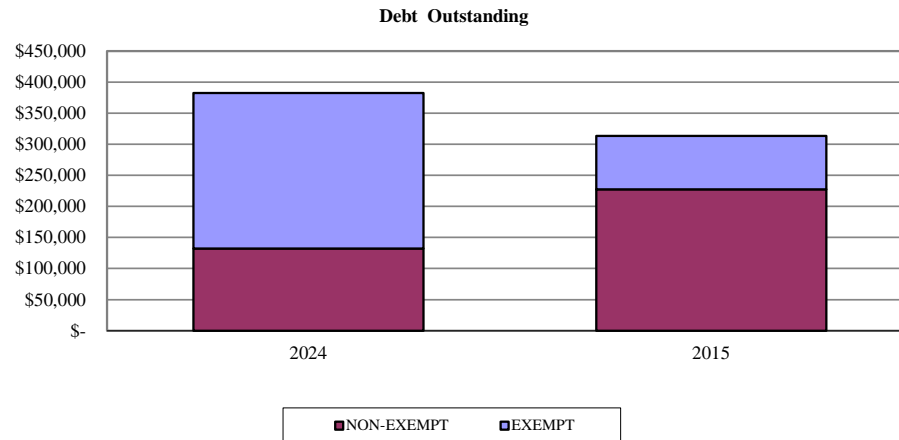
2024		2015	
Total debt outstanding:	\$ 382,427	Total debt outstanding:	\$ 313,685
Exempt debt:		Exempt debt:	
Series 2007 stadium facility project bonds	13,520	Series 2005 refunding bonds	4,290
Series 2013 energy conservation notes	2,383	Series 2007 road improvements bonds	1,240
Series 2016 parking facilities bonds	920	Series 2007 stadium facility project bonds	23,165
Series 2018 sales tax revenue bonds	201,620	Series 2010 sanitary sewer bonds	1,720
Series 2021B refunding sanitary sewer bonds	5,455	Series 2012 stadium facility project notes	4,000
Governmental activities - OPWC loans	3,889	Series 2013 energy conservation notes	7,482
Business-type activities - OPWC/OWDA/ODOT loans	<u>22,660</u>	Series 2014 energy conservation bonds	18,390
		Series 2014 road improvements bonds	2,245
		Series 2014 sanitary sewer bonds	6,730
		Governmental activities - OPWC loans	3,902
		Business-type activities - OPWC/OWDA/ODOT loans	<u>13,056</u>
Total exempt debt	<u>250,447</u>	Total exempt debt	<u>86,220</u>
Total non-exempt debt ¹	<u>\$ 131,980</u>	Total non-exempt debt ¹	<u>\$ 227,465</u>

- S 21 -

Source: Franklin County Auditor's Office.

Notes:

¹All of the County's outstanding non-exempt debt is in the form of bonds.



FRANKLIN COUNTY, OHIO
 Computation of Direct and Overlapping Debt
 As of December 31, 2024
 (Amounts in 000's)

Table 18

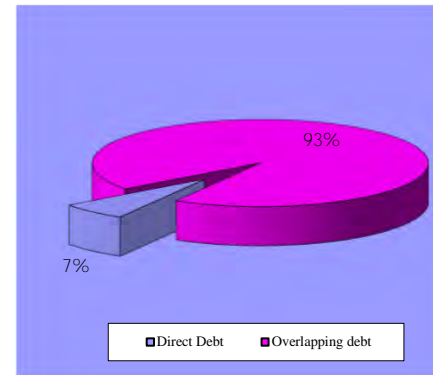
Political Subdivision	Debt Outstanding	Estimated Percentage Applicable ¹	Estimated Share of Overlapping Debt ¹
Direct debt:			
Franklin County ²	\$ 446,749	100.0%	\$ 446,749
Entities wholly within County:			
Cities	511,967	100.0%	511,967
Villages	47,284	100.0%	47,284
Townships	42,536	100.0%	42,536
School districts	1,196,977	100.0%	1,196,977
Other	76,275	100.0%	76,275
Entities partially within County:			
Cities	3,925,118	90.9%	3,567,932
School districts	1,560,285	56.7%	884,682
Special district	95,215	78.4%	74,649
Total overlapping debt	<u>7,455,657</u>		<u>6,402,302</u>
Total direct and overlapping debt	<u>\$ 7,902,406</u>		<u>\$ 6,849,051</u>

Source: Debt schedules submitted by political subdivisions to the Franklin County Budget Commission and Settlement Division and the Ohio Municipal Advisory Council.

Note: ¹Some political subdivisions are not wholly located within the legal boundaries of Franklin County. For those entities, the amount applicable to Franklin County is determined by dividing the assessed valuation of the Franklin County portion of the subdivision by the total assessed valuation. 2024 tax year valuations were used. Major entities partially within Franklin County include the cities of Columbus, Dublin, Pickerington, Reynoldsburg, Westerville, Canal Winchester and New Albany.

²Direct debt of Franklin County includes the following:

Governmental activities:	
General obligation bonds	\$ 170,325
General obligation notes	2,383
Special obligation bonds	215,140
Special obligation loans	3,889
Lease liability - financed purchase	11,872
Lease liability - lease assets	26,425
Subscription liability - IT arrangements	16,715
	<u>\$ 446,749</u>



FRANKLIN COUNTY, OHIO
Pledged Revenue Coverage for Special Obligations
Last Ten Years
(Amounts in 000's)

Table 19

Tax Year	Licenses and Permits	Fees and Charges for Services	Fines and Forfeitures	Investment Income	Other Revenues	Sales of Capital Assets	Net Available Revenue	Debt Service		Coverage
								Principal ¹	Interest	
2015	\$ 510	\$ 53,001	\$ 1,079	\$ 9,572	\$ 2,563	\$ 26	\$ 66,751	\$ 2,815	\$ 1,373	15.9
2016	596	59,870	1,063	8,055	4,300	245	74,129	4,860	1,336	12.0
2017	781	60,272	1,063	13,146	13,278	41	88,581	1,050	1,033	42.5
2018	782	62,257	1,021	23,615	4,118	31	91,824	1,085	986	44.3
2019	872	59,611	1,816	45,083	2,006	61	109,449	1,100	986	52.5
2020	813	60,686	1,845	31,521	2,637	60	97,562	1,125	948	47.1
2021	909	66,360	1,850	(9,916)	5,544	317	65,064	1,150	953	30.9
2022	1,086	61,515	1,815	(61,204)	2,883	3,571	9,666	1,175	913	4.6
2023	638	56,814	2,168	91,275	5,519	65	156,479	1,210	863	75.5
2024	764	63,601	2,870	79,913	2,431	3,513	153,092	1,315	828	71.4

Source: Franklin County Auditor's Office.

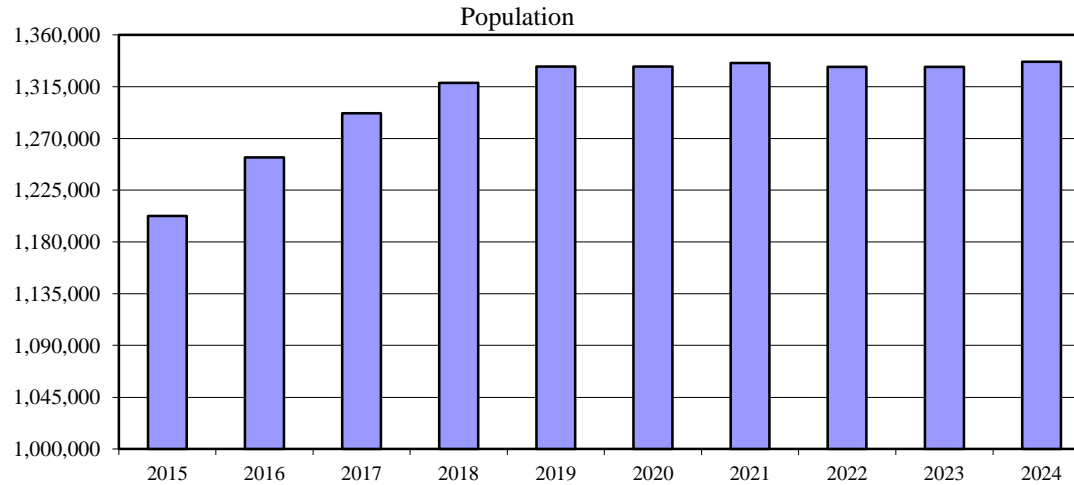
Note: The County issued no taxable special obligation bonds in 2024 for the purpose of retiring previously issued bonds used to pay a portion of the cost of acquiring, constructing, installing, and equipping a county park and recreation facility, including a baseball stadium. The special obligation bonds do not represent general obligation debt or a pledge of the full faith and credit or taxing power of the County. The special obligations are payable solely from, and secured by, a pledge of project revenues and the above non-tax General Fund revenues of the County. As of December 31, 2024, \$13,520,000 of the bonds remain outstanding.

¹ Does not include principal payments due to refinancing of bond anticipation notes.

FRANKLIN COUNTY, OHIO
Demographic and Economic Statistics
Last Ten Years

Table 20

Year	Demographics				Average Unemployment Rates ⁴		
	Population ¹	Per Capita Income ²	Median Age ²	K-12 School Enrollment ³	Franklin County	State of Ohio	United States
2015	1,202,423	\$ 46,104	34.0	217,511	4.1%	4.9%	5.3%
2016	1,253,522	48,941	34.1	217,822	4.0%	4.9%	4.9%
2017	1,291,981	50,514	34.0	217,022	4.0%	5.0%	4.4%
2018	1,318,164	52,315	34.1	205,392	3.8%	4.6%	3.9%
2019	1,332,352	53,519	34.2	209,218	3.5%	4.1%	3.6%
2020	1,332,352	53,595	34.3	210,024	7.4%	8.1%	6.9%
2021	1,335,550	55,552	34.0	210,532	5.0%	5.1%	3.7%
2022	1,332,150	61,501	34.1	206,300	3.4%	4.0%	3.6%
2023	1,332,220	65,324	34.3	216,259	3.1%	3.5%	3.6%
2024	1,336,750	67,214	34.7	225,502	4.0%	4.3%	4.0%



Source: ¹ Estimates by Mid-Ohio Regional Planning Commission and Woods & Poole Economics, Inc.

² Provided by Woods & Poole Economics, Inc.

³ Ohio Department of Education, Division of Information Management Services.

⁴ Ohio Department of Job and Family Services, Ohio Labor Market Information.

FRANKLIN COUNTY, OHIO
Principal Employers
As of December 31, 2024 and December 31, 2015

Table 21

Employer	Principal Business	2024			
		Number of Employees	Rank	Percentage of Total Employment	Rank in 2015
The Ohio State University	Education	36,433	1	5.26%	1
Ohio Health	Health Care	24,662	2	3.56%	3
State of Ohio	Government	24,217	3	3.49%	2
JP Morgan Chase & Co.	Finance	18,600	4	2.68%	4
Nationwide Children's Hospital	Health Care	14,037	5	2.02%	9
The Kroger Co.	Retail	14,006	6	2.02%	6
Nationwide	Insurance	11,000	7	1.59%	5
Amazon.com Inc.	Retail	9,262	8	1.34%	-
City of Columbus	Government	9,150	9	1.32%	8
Mount Carmel Health System	Health Care	8,200	10	1.18%	7
Total principal employers		<u>169,567</u>		<u>24.46%</u>	
Total employment within the County		<u>693,200</u>		<u>100.00%</u>	
Employer	Principal Business	2015			
		Number of Employees	Rank	Percentage of Total Employment	Rank in 2024
The Ohio State University	Education	30,963	1	4.90%	1
State of Ohio	Government	23,859	2	3.77%	3
Ohio Health	Health Care	19,936	3	3.15%	2
JP Morgan Chase	Finance	19,200	4	3.04%	4
Nationwide Mutual Insurance Co.	Insurance	12,200	5	1.93%	7
Kroger Company	Retail	10,242	6	1.62%	6
Mount Carmel Health System	Health Care	8,818	7	1.39%	10
City of Columbus	Government	8,510	8	1.35%	9
Nationwide Children's Hospital	Health Care	8,508	9	1.35%	5
Honda North America Inc.	Manufacturing	7,800	10	1.23%	-
Total principal employers		<u>150,036</u>		<u>23.73%</u>	
Total employment within the County		<u>632,400</u>		<u>100.00%</u>	

Source: Business First, Book of Lists, 2024. Franklin County adjusted to reflect reporting entity.

FRANKLIN COUNTY, OHIO
County Government Employees by Function/Activity
Last Ten Years

Table 22

	2015	2016	2017	2018	2019	2020	2021	2022	2023	2024
General government:										
Commissioners	26.0	30.0	31.5	35.5	35.5	34.5	38.5	36.5	38.0	40.0
Purchasing	20.0	20.0	19.0	19.0	16.0	15.0	23.0	23.0	27.0	29.0
Public facilities management	142.0	137.5	141.0	133.0	136.0	135.0	132.0	143.0	198.0	183.0
Fleet management	9.0	10.0	9.0	11.0	9.0	9.0	12.0	10.0	9.0	14.0
Human resources	27.0	25.0	26.0	25.0	27.0	27.0	33.0	30.0	40.0	38.0
Auditor	127.5	113.5	115.5	119.0	127.0	123.5	125.0	129.5	142.5	137.0
Data center	60.0	49.0	53.0	46.0	57.0	70.0	74.0	79.0	85.0	95.0
Recorder	65.0	51.5	48.5	48.5	48.5	48.0	45.0	47.5	47.0	49.0
Treasurer	47.0	43.5	44.5	47.0	44.0	45.0	45.5	43.0	47.0	43.0
Board of elections	85.0	47.5	49.0	55.0	70.5	67.0	56.5	53.0	53.0	59.5
Clerk of courts	204.0	205.0	192.0	185.0	198.0	198.0	194.5	187.0	193.5	194.0
Judicial:										
Prosecuting attorney	200.0	195.0	196.5	198.5	195.0	192.5	206.5	209.5	235.0	235.0
Public defender	146.5	140.5	144.5	143.0	143.0	169.0	147.5	146.0	150.0	151.5
Court of appeals	37.0	37.0	38.0	36.0	35.0	31.0	39.0	32.0	41.0	36.0
Common pleas court	231.5	233.0	227.5	226.5	247.0	237.0	234.5	250.5	260.5	256.0
Domestic and juvenile court	348.5	350.5	353.5	371.5	379.0	333.0	326.0	328.0	376.0	394.0
Probate court	62.0	61.5	59.0	61.0	59.0	59.0	67.0	65.5	70.0	62.0
Municipal court ¹	21.5	27.0	25.0	26.5	26.0	25.0	22.5	23.5	21.5	23.5
Law library	5.0	5.0	6.0	6.0	6.0	5.5	4.5	5.0	4.5	4.5
Public safety:										
Coroner	33.5	35.5	32.5	37.0	40.0	44.0	54.5	56.0	60.5	61.0
Sheriff	1,107.0	1,152.0	1,159.0	1,166.0	1,179.5	1,211.5	1,175.0	1,196.5	1,257.5	1,335.0
Emergency management agency	12.0	10.0	9.5	11.0	12.0	13.0	11.0	13.0	12.0	13.0
Animal care and control	45.0	56.5	59.5	51.5	59.0	56.0	60.0	61.0	75.5	78.0
Justice policy and programs	7.5	9.5	10.5	12.0	6.0	15.5	22.0	23.5	27.0	32.0
Human services:										
Veterans service commission	24.0	23.5	23.0	26.0	29.5	29.5	26.5	29.5	29.5	31.5
Office on aging	86.0	89.0	92.0	93.0	88.0	93.0	91.0	91.0	91.0	104.0
Job and family services	561.5	586.0	615.0	597.0	609.0	626.0	566.0	525.0	557.0	621.0
Children services board	730.5	740.0	801.5	816.0	838.5	843.0	803.0	737.0	803.0	798.5
Child support enforcement agency	239.5	252.0	243.0	248.0	232.5	226.0	224.0	215.0	222.5	226.0
Guardianship service board	6.0	9.0	10.5	13.0	17.0	21.0	22.0	29.0	34.0	32.0
Health:										
Board of developmental disabilities ²	1,091.0	1,068.5	1,044.5	614.5	627.5	620.5	616.0	614.5	640.0	648.5
ADAMH board	46.5	47.5	45.5	45.5	41.5	47.0	49.5	50.5	52.0	53.5
Public works:										
Engineer	185.5	178.0	175.5	175.0	187.0	177.5	195.0	192.0	190.0	182.0
Community and economic development:										
Economic development and planning	21.5	19.5	20.0	21.5	18.0	18.5	17.5	17.5	22.0	21.0
Water and sewer operations:										
Sanitary engineer	14.5	17.5	16.5	15.5	14.5	12.0	14.0	14.0	14.0	12.0
Parking facilities operations:										
Public facilities management	8.0	7.0	6.0	7.0	6.0	6.0	6.0	6.0	9.0	8.0
Total	<u>6,084.0</u>	<u>6,083.0</u>	<u>6,143.0</u>	<u>5,742.5</u>	<u>5,864.0</u>	<u>5,884.0</u>	<u>5,779.5</u>	<u>5,712.5</u>	<u>6,135.0</u>	<u>6,301.0</u>

Source: Franklin County Auditor's Office.

Method: 1.0 for each full time and .5 for each part-time employee. Includes 6,197 full-time employees and 104 full-time equivalents for part-time employees as of December 31, 2024.

Notes: ¹ The County pays a portion of the salaries for judges and magistrates; in general, municipal court employees are paid by the City of Columbus.

² Total employment declined from 2017 to 2018 due to employees being transferred from the Board of Developmental Disabilities to ARC Industries.

FRANKLIN COUNTY, OHIO
 Operating Indicators and Capital Asset Statistics
 Last Ten Years

Table 23

	2015	2016	2017	2018	2019	2020	2021	2022	2023	2024
General government:										
Commissioners:										
Number of resolutions presented	947	924	919	899	935	925	1,021	971	1,021	1,016
Purchasing:										
Number of purchase orders issued	7,192	7,261	7,032	7,863	7,907	6,645	6,494	6,547	7,060	6,879
Public facilities management:										
Number of buildings maintained										
County owned	25	25	26	26	26	26	26	27	27	28
Non-county owned	14	14	13	13	13	13	15	16	18	12
Fleet management:										
Number of titled vehicles	390	402	406	426	406	396	409	419	502	484
Human resources:										
Number of workers compensation claims filed	283	242	275	275	243	187	166	180	244	235
Auditor:										
Real estate										
Number of parcels on file	427,096	428,311	429,687	430,891	432,388	434,001	435,777	440,245	451,021	463,689
Fiscal services										
Number of payment requests processed	352,398	362,806	348,768	347,797	335,797	332,571	348,493	327,911	331,229	346,856
Data center:										
Number of users supported	3,469	3,500	3,512	4,820	4,900	5,420	5,570	5,716	5,854	6,124
Recorder:										
Number of deeds recorded	34,939	36,208	36,049	36,784	37,349	34,866	41,426	37,028	29,799	29,772
Number of mortgages recorded	41,020	45,440	44,635	41,980	46,409	46,031	74,649	50,935	34,479	34,373
Board of elections:										
Number of registered voters	831,277	843,432	853,888	881,797	840,564	882,623	865,220	879,163	880,573	903,470
Number of voters last general election	305,255	593,435	202,511	491,311	185,766	636,056	203,658	430,018	426,058	608,855
Percentage of registered voters that voted	36.7%	70.4%	23.7%	55.7%	22.10%	72.06%	23.54%	48.91%	48.38%	67.39%
Clerk of courts:										
Number of titles processed	569,470	570,245	551,142	556,921	565,027	489,313	561,881	496,389	521,794	557,697
Judicial:										
Prosecuting attorney:										
Number of criminal cases set for trial	38,752	37,806	33,598	30,268	36,731	23,044	43,896	44,689	53,687	53,708
Number of civil cases opened	938	992	782	712	594	820	1,773	3,788	3,964	4,788
Public defender:										
Number of cases filed	51,221	53,171	54,586	53,729	50,913	26,975	33,270	37,015	38,628	39,608
Court of appeals:										
Number of cases filed	1,239	895	921	1,005	884	603	703	789	775	769
Common pleas court:										
Number of civil cases filed	69,071	56,101	84,334	70,112	68,575	135,337	116,166	107,620	109,590	112,962
Number of criminal cases filed	8,144	8,984	8,575	6,376	6,731	7,630	7,510	8,266	9,030	9,772
Number of court rooms	32	32	32	32	32	32	32	32	32	32
Domestic and juvenile court:										
Number of cases filed	25,431	25,013	25,132	24,667	24,642	18,127	21,583	21,286	21,431	21,015
Probate court:										
Number of civil cases filed	316	270	280	271	265	270	247	247	235	190
Number of court rooms	2	2	2	2	2	2	2	2	2	2
Municipal court:										
Number of civil cases filed	36,783	36,074	40,417	43,497	46,650	32,092	36,362	40,409	47,085	57,738
Number of criminal cases filed	138,283	134,829	133,748	131,689	121,720	68,380	66,007	72,843	74,178	74,843
Number of small claims cases filed	5,995	5,911	5,827	5,707	4,946	2,746	2,313	2,895	2,740	2,793
Number of court rooms	23	23	23	23	23	23	23	26	26	26

(Continued on next page)

FRANKLIN COUNTY, OHIO
 Operating Indicators and Capital Asset Statistics
 Last Ten Years

Table 23

	2015	2016	2017	2018	2019	2020	2021	2022	2023	2024
Public safety:										
Coroner:										
Number of autopsies performed	1,242	1,236	1,375	1,406	1,317	1,538	1,762	1,372	1,203	997
Sheriff:										
Jail operation										
Average daily jail census	1,876	1,925	1,957	1,997	1,916	1,659	1,677	1,649	1,730	1,748
Prisoners booked	26,767	28,366	28,953	27,140	26,407	17,741	18,369	19,730	20,915	21,238
Prisoners released	26,714	28,246	28,889	27,251	26,404	18,086	18,336	19,668	20,706	20,932
Enforcement										
Number of incidents reported	129,666	130,389	144,046	120,014	108,652	96,264	86,307	102,066	83,881	90,346
Number of enforcement actions	31,861	31,436	29,697	30,792	20,730	15,253	13,463	14,972	12,867	16,344
Number of civil papers served	100,048	97,790	92,398	80,171	80,773	53,797	55,991	55,639	62,162	63,483
Number of runs dispatched	335,638	350,953	345,984	322,151	368,235	335,693	347,119	326,485	322,873	299,555
Number of Sheriff's vehicles	266	279	264	247	275	269	258	274	271	335
Emergency management agency:										
Number of emergency responses	22	20	22	27	7	34	15	24	33	23
Animal care and control:										
Number of dogs impounded	10,347	10,174	9,991	9,262	4,845	4,540	4,115	5,343	6,852	2,128
Number of dogs adopted/returned to owner	6,621	7,098	6,824	6,396	6,494	5,048	5,526	4,882	4,999	4,708
Human services:										
Veterans service commission:										
Number of veterans entering office	5,848	5,846	5,601	5,642	5,841	4,801	3,747	4,126	4,138	4,825
Number of financial claims filed	3,485	3,312	3,014	3,437	4,195	2,562	3,188	4,658	2,704	6,981
Number of veterans receiving financial assistance	3,204	3,171	2,882	3,283	3,979	2,456	3,095	4,600	2,660	6,897
Office on aging:										
Number of seniors served	9,015	9,069	9,254	9,171	9,334	10,007	10,926	11,769	14,242	17,089
Home delivered meals provided	645,488	651,907	673,446	689,886	719,264	922,055	1,036,632	1,281,135	2,117,332	2,745,409
Miles of transportation provided	2,076,831	2,115,654	2,036,021	2,011,720	1,955,211	1,237,120	1,178,294	1,227,141	1,350,103	1,405,263
Job and family services:										
Number of clients - child care	32,891	33,467	22,932	24,751	28,176	27,969	22,278	23,140	24,408	28,267
Number of clients - food stamps	272,165	268,293	171,377	154,235	146,303	166,134	173,783	168,599	149,933	149,917
Number of clients - cash assistance	25,327	23,989	11,572	10,465	9,864	11,551	9,578	8,520	7,338	7,495
Number of clients - medicaid	339,419	351,699	349,058	333,849	323,374	346,349	396,672	425,369	433,576	400,155
Number of clients - career or job services	1,653	3,724	8,150	2,202	7,496	7,424	898	222	514	710
Number of clients - job placement	1,107	1,410	1,340	1,131	1,796	1,023	983	1,085	1,385	1,011
Children services:										
Number of children helped through direct services	12,216	12,860	14,378	11,900	12,192	10,148	9,592	8,988	8,019	7,974
Number of children adopted	152	170	176	158	176	130	155	127	125	129
Number of referrals for investigations	12,647	11,818	11,771	13,770	14,804	12,827	13,430	12,516	11,642	12,045
Number of children served in foster home care	2,277	2,383	2,440	2,375	2,348	1,959	1,703	1,557	1,472	1,494
Number of children served in all paid placement	3,170	3,320	3,238	3,137	3,212	2,819	2,425	2,210	2,109	1,974
Child support enforcement agency:										
Number of active support orders	75,561	65,976	66,133	68,715	64,997	54,884	62,447	51,850	52,224	57,658
Percentage collected-level of service	80.7%	80.7%	69.5%	81.0%	81.4%	68.0%	68.4%	66.6%	66.4%	67.0%
Health:										
FCBDD:										
Number served										
Early intervention/education program	4,560	5,149	5,462	5,547	5,639	5,461	5,559	6,343	6,321	6,078
Community employment and pre-vocational	2,375	2,965	2,800	2,875	2,731	1,727	1,180	943	792	769
Habitatation	612	630	625	505	557	284	205	198	203	233
Number of facilities	15	15	15	15	15	12	12	12	12	10
Number of buses	137	135	115	100	63	57	57	57	44	42

(Continued on next page)

FRANKLIN COUNTY, OHIO
 Operating Indicators and Capital Asset Statistics
 Last Ten Years

Table 23

	2015	2016	2017	2018	2019	2020	2021	2022	2023	2024
ADAMH Board:										
Number of adults treated	16,551	16,600	17,069	16,325	18,551	15,350	13,848	n/a	n/a	n/a
Number of children and adolescents treated	3,794	3,800	3,449	3,091	3,722	3,110	2,940	n/a	n/a	n/a
Number of adults receiving prevention services ¹	47,157	47,200	29,033	24,735	34,013	59,491	n/a	n/a	n/a	n/a
Number of children and adolescents receiving prevention services ¹	32,442	32,400	34,422	34,459	63,265	27,401	n/a	n/a	n/a	n/a
Number of individuals receiving crisis services ²								6,489	5,534	6,390
Number of individuals receiving family support services ²								79	118	524
Number of individuals receiving housing services ²								1,732	1,856	1,846
Number of individuals receiving prevention services ²								27,134	33,791	62,280
Number of individuals receiving recovery support services ²								2,712	2,745	5,740
Number of individuals receiving treatment services ²								8,211	9,247	9,189
Public works:										
Engineer:										
Miles of road maintained	267	263	262	261	260	260	259	254	254	254
Miles of road resurfaced	13	12	13	13	15	11.14	19.93	16	6	5
Number of County maintained bridges	355	346	357	366	359	360	365	357	357	357
Water and sewer operations ³:										
Miles of water mains	60	75	75	75	75	75	75	75	80	82
Miles of sanitary sewer lines	100	146	146	148	148	148	148	148	140	141
Number of sewer and water treatment facilities	5	5	5	4	4	4	4	3	3	3
Number of pumping stations	14	14	14	15	15	15	15	16	21	25
Number of water customers	4,379	4,450	4,350	4,522	4,506	4,503	4,500	4,431	4,077	4,086
Number of sewer customers	6,335	6,436	6,352	6,508	6,505	6,502	6,500	6,403	5,966	5,984
Parking facilities:										
Number of parking facilities managed	4	4	4	4	4	4	4	4	4	5

Source: Various Franklin County agencies.

¹ ADAMH Board implemented new data system in 2021 and was unable to provide the number of adults and children receiving prevention services in 2021.

² ADAMH Board implemented a new set of measures in 2022.

³ The Sanitary Engineer was not able to provide updated information for 2021.

FRANKLIN COUNTY, OHIO
Securities and Exchange Commission Rule 15c2-12
Compliance Information
As of December 31, 2024

The following description of significant events is provided in compliance with the Rule for existing obligations outstanding at December 31, 2024.

1. There were no delinquencies of principal and/or interest payments.
2. There were no non-payment related defaults.
3. There have been no modifications to rights of the holders of the County's obligations.
4. There were no issuances of bonds in 2024.
5. There were no calls of the County's obligations outstanding during 2024, nor did the County defease any other bonds during 2024.
6. There were no rating changes during 2024. The County maintains the highest long-term bond rating given by both Moody's Investor Services (Aaa) and Standard & Poor's (AAA) for its general obligation debt.
7. There have been no adverse tax opinions or events affecting the tax-exempt status of any of the County's outstanding obligations.
8. There were no unscheduled draws on debt service reserves reflecting financial difficulties.
9. There were no unscheduled draws on credit enhancements reflecting financial difficulties.
10. There was no substitution of credit or liquidity providers, nor was there a failure to perform.
11. The County did not release, substitute or sell any property securing repayment of its obligations.
12. The County will continue to provide all necessary annual information by filing its Annual Comprehensive Financial Report with the Municipal Securities Rulemaking Board through the use of the MSRB's electronic portal "EMMA," short for Electronic Municipal Market Access.

OHIO AUDITOR OF STATE KEITH FABER



FRANKLIN COUNTY

AUDITOR OF STATE OF OHIO CERTIFICATION

This is a true and correct copy of the report, which is required to be filed pursuant to Section 117.26, Revised Code, and which is filed in the Office of the Ohio Auditor of State in Columbus, Ohio.



Certified for Release 9/25/2025

65 East State Street, Columbus, Ohio 43215
Phone: 614-466-4514 or 800-282-0370

This report is a matter of public record and is available online at
www.ohioauditor.gov