



OHIO AUDITOR OF STATE
KEITH FABER



**DELAWARE AREA CAREER CENTER
DELAWARE COUNTY
JUNE 30, 2024**

TABLE OF CONTENTS

TITLE	PAGE
Independent Auditor's Report	1
Prepared by Management:	
Management's Discussion and Analysis	5
Basic Financial Statements:	
Government-wide Financial Statements:	
Statement of Net Position	19
Statement of Activities.....	20
Fund Financial Statements:	
Balance Sheet	
Governmental Funds	21
Reconciliation of Total Governmental Fund Balances to	
Net Position of Governmental Activities	22
Statement of Revenues, Expenditures and Changes in Fund Balances	
Governmental Funds	23
Reconciliation of the Statement of Revenues, Expenditures	
and Changes in Fund Balances of Governmental Funds	
to the Statement of Activities	24
Statement of Net Position	
Proprietary Fund.....	25
Statement of Revenues, Expenses and Changes in Net Position	
Proprietary Fund.....	26
Statement of Cash Flows	
Proprietary Fund.....	27
Statement of Fiduciary Net Position	
Fiduciary Fund.....	28
Statement of Changes in Fiduciary Net Position	
Fiduciary Fund.....	29
Notes to the Basic Financial Statements	31

**DELAWARE AREA CAREER CENTER
DELAWARE COUNTY
JUNE 30, 2024**

**TABLE OF CONTENTS
(Continued)**

TITLE	PAGE
Required Supplementary Information:	
Schedule of Revenues, Expenditures and Changes in Fund Balance – Budget and Actual (Non-GAAP Budgetary Basis) General Fund.....	76
Schedule of the Career Center's Proportionate Share of the Net Pension Liability And Career Center Pension Contributions	
School Employees Retirement System (SERS) of Ohio.....	77
State Teachers Retirement System (STRS) of Ohio	78
Schedule of the Career Center's Proportionate Share of the NET OPEB Liability/Asset And Career Center OPEB Contributions	
School Employees Retirement System (SERS) of Ohio	79
State Teachers Retirement System (STRS) of Ohio	80
Notes to Required Supplementary Information.....	81
Schedule of Expenditures of Federal Awards	87
Notes to the Schedule of Expenditures of Federal Awards.....	88
Independent Auditor's Report on Internal Control Over Financial Reporting and on Compliance and Other Matters Required by <i>Government Auditing Standards</i>	89
Independent Auditor's Report on Compliance with Requirements Applicable to Each Major Federal Program and on Internal Control Over Compliance Required by the Uniform Guidance.....	91
Schedule of Findings.....	95



65 East State Street
Columbus, Ohio 43215
ContactUs@ohioauditor.gov
800-282-0370

INDEPENDENT AUDITOR'S REPORT

Delaware Area Career Center
Delaware County
4565 Columbus Pike
Delaware, Ohio 43015

To the Board of Education:

Report on the Audit of the Financial Statements

Opinions

We have audited the financial statements of the governmental activities, each major fund, and the aggregate remaining fund information of the Delaware Area Career Center, Delaware County, Ohio (the Career Center), as of and for the year ended June 30, 2024, and the related notes to the financial statements, which collectively comprise the Career Center's basic financial statements as listed in the table of contents.

In our opinion, the accompanying financial statements referred to above present fairly, in all material respects, the respective financial position of the governmental activities, each major fund, and the aggregate remaining fund information of the Delaware Area Career Center, Delaware County, Ohio as of June 30, 2024, and the respective changes in financial position and, where applicable, cash flows thereof for the year then ended in accordance with the accounting principles generally accepted in the United States of America.

Basis for Opinions

We conducted our audit in accordance with auditing standards generally accepted in the United States of America (GAAS) and the standards applicable to financial audits contained in *Government Auditing Standards*, issued by the Comptroller General of the United States. Our responsibilities under those standards are further described in the *Auditor's Responsibilities for the Audit of the Financial Statements* section of our report. We are required to be independent of the Career Center, and to meet our other ethical responsibilities, in accordance with the relevant ethical requirements relating to our audit. We believe that the audit evidence we have obtained is sufficient and appropriate to provide a basis for our audit opinions.

Responsibilities of Management for the Financial Statements

Management is responsible for the preparation and fair presentation of the financial statements in accordance with accounting principles generally accepted in the United States of America, and for the design, implementation, and maintenance of internal control relevant to the preparation and fair presentation of financial statements that are free from material misstatement, whether due to fraud or error.

In preparing the financial statements, management is required to evaluate whether there are conditions or events, considered in the aggregate, that raise substantial doubt about the Career Center's ability to continue as a going concern for twelve months beyond the financial statement date, including any currently known information that may raise substantial doubt shortly thereafter.

Auditor's Responsibilities for the Audit of the Financial Statements

Our objectives are to obtain reasonable assurance about whether the financial statements as a whole are free from material misstatement, whether due to fraud or error, and to issue an auditor's report that includes our opinions. Reasonable assurance is a high level of assurance but is not absolute assurance and therefore is not a guarantee that an audit conducted in accordance with GAAS and *Government Auditing Standards* will always detect a material misstatement when it exists. The risk of not detecting a material misstatement resulting from fraud is higher than for one resulting from error, as fraud may involve collusion, forgery, intentional omissions, misrepresentations, or the override of internal control. Misstatements are considered material if there is a substantial likelihood that, individually or in the aggregate, they would influence the judgment made by a reasonable user based on the financial statements.

In performing an audit in accordance with GAAS and *Government Auditing Standards*, we

- exercise professional judgment and maintain professional skepticism throughout the audit.
- identify and assess the risks of material misstatement of the financial statements, whether due to fraud or error, and design and perform audit procedures responsive to those risks. Such procedures include examining, on a test basis, evidence regarding the amounts and disclosures in the financial statements.
- obtain an understanding of internal control relevant to the audit in order to design audit procedures that are appropriate in the circumstances, but not for the purpose of expressing an opinion on the effectiveness of the Career Center's internal control. Accordingly, no such opinion is expressed.
- evaluate the appropriateness of accounting policies used and the reasonableness of significant accounting estimates made by management, as well as evaluate the overall presentation of the financial statements.
- conclude whether, in our judgment, there are conditions or events, considered in the aggregate, that raise substantial doubt about the Career Center's ability to continue as a going concern for a reasonable period of time.

We are required to communicate with those charged with governance regarding, among other matters, the planned scope and timing of the audit, significant audit findings, and certain internal control-related matters that we identified during the audit.

Required Supplementary Information

Accounting principles generally accepted in the United States of America require that the management's discussion and analysis, the required budgetary comparison schedule for the General Fund, and schedules of net pension and other post-employment benefit liabilities and pension and other post-employment benefit contributions be presented to supplement the basic financial statements. Such information is the responsibility of management and, although not a part of the basic financial statements, is required by the Governmental Accounting Standards Board who considers it to be an essential part of financial reporting for placing the basic financial statements in an appropriate operational, economic, or historical context. We have applied certain limited procedures to the required supplementary information in accordance with auditing standards generally accepted in the United States of America, which consisted of inquiries of management about the methods of preparing the information and comparing the information for consistency with management's responses to our inquiries, the basic financial statements, and other knowledge we obtained during our audit of the basic financial statements. We do not express an opinion or provide any assurance on the information because the limited procedures do not provide us with sufficient evidence to express an opinion or provide any assurance.

Supplementary information

Our audit was conducted for the purpose of forming opinions on the financial statements that collectively comprise the Career Center's basic financial statements. The Schedule of Expenditures of Federal Awards as required by Title 2 U.S. Code of Federal Regulations (CFR) Part 200, Uniform Administrative Requirements, Cost Principles, and Audit Requirements for Federal Awards is presented for purposes of additional analysis and is not a required part of the basic financial statements.

Such information is the responsibility of management and was derived from and relates directly to the underlying accounting and other records used to prepare the basic financial statements. The information has been subjected to the auditing procedures applied in the audit of the basic financial statements and certain additional procedures, including comparing and reconciling such information directly to the underlying accounting and other records used to prepare the basic financial statements or to the basic financial statements themselves, and other additional procedures in accordance with auditing standards generally accepted in the United States of America. In our opinion, the identify accompanying supplementary information is fairly stated, in all material respects, in relation to the basic financial statements as a whole.

Other Reporting Required by Government Auditing Standards

In accordance with *Government Auditing Standards*, we have also issued our report dated February 4, 2025, on our consideration of the Career Center's internal control over financial reporting and our tests of its compliance with certain provisions of laws, regulations, contracts and grant agreements and other matters. The purpose of that report is solely to describe the scope of our testing of internal control over financial reporting and compliance and the results of that testing, and not to provide an opinion on the effectiveness of the Career Center's internal control over financial reporting or on compliance. That report is an integral part of an audit performed in accordance with *Government Auditing Standards* in considering the Career Center's internal control over financial reporting and compliance.



Keith Faber
Auditor of State
Columbus, Ohio

February 4, 2025

THIS PAGE INTENTIONALLY LEFT BLANK

**DELAWARE AREA CAREER CENTER
DELAWARE COUNTY, OHIO**

**MANAGEMENT'S DISCUSSION AND ANALYSIS
FOR THE FISCAL YEAR ENDED JUNE 30, 2024**

The management's discussion and analysis of the Delaware Area Career Center's (the "Career Center") financial performance provides an overall review of the Career Center's financial activities for the fiscal year ended June 30, 2024. The intent of this discussion and analysis is to look at the Career Center's financial performance as a whole; readers should also review the basic financial statements and the notes to the basic financial statements to enhance their understanding of the Career Center's financial performance.

Financial Highlights

Key financial highlights for fiscal year 2024 are as follows:

- The Career Center's net position of governmental activities increased \$14,365,007 which represents a 18.20% increase from 2023's net position.
- Governmental activities' general revenues accounted for \$29,957,073 in revenue or 81.51% of total revenues. Program specific revenues in the form of charges for services and sales, grants and contributions accounted for \$6,793,544 in revenue or 18.49% of total revenues of \$36,750,617.
- The Career Center had \$22,385,610 in expenses related to governmental activities; only \$6,793,544 of these expenses were offset by program specific charges for services, grants or contributions. General revenues supporting governmental activities (primarily taxes and unrestricted grants and entitlements) of \$29,957,073 were adequate to provide for these programs.
- The Career Center's major governmental funds are the general fund and the permanent improvement fund. The general fund had \$31,695,807 in revenues and other financing sources and \$25,466,109 in expenditures and other financing uses. The general fund's fund balance increased \$6,229,698 from \$14,760,842 to \$20,990,540.
- The permanent improvement fund had \$9,326,323 in revenues and other financing sources and \$1,087,858 in expenditures. The permanent improvement fund's fund balance increased \$8,238,465 from \$25,015,704 to \$33,254,169. In fiscal year 2024, the general fund transferred \$7,300,000 to the permanent improvement fund.

Using the Basic Financial Statements (BFS)

This annual report consists of a series of financial statements and notes to those statements. These statements are organized so the reader can understand the Career Center as a financial whole, an entire operating entity. The statements then proceed to provide an increasingly detailed look at specific financial activities.

The statement of net position and statement of activities provide information about the activities of the whole Career Center, presenting both an aggregate view of the Career Center's finances and a longer-term view of those finances. Fund financial statements provide the next level of detail. For governmental funds, these statements tell how services were financed in the short-term as well as what remains for future spending. The fund financial statements also look at the Career Center's most significant funds with all other nonmajor funds presented in total in one column. In the case of the Career Center, the general fund and the permanent improvement fund are by far the most significant funds, and the only governmental funds reported as major funds.

**DELAWARE AREA CAREER CENTER
DELAWARE COUNTY, OHIO**

**MANAGEMENT'S DISCUSSION AND ANALYSIS
FOR THE FISCAL YEAR ENDED JUNE 30, 2024**

Reporting the Career Center as a Whole

Statement of Net Position and the Statement of Activities

While this document contains the large number of funds used by the Career Center to provide programs and activities, the view of the Career Center as a whole looks at all financial transactions and asks the question, "How did the Career Center do financially during fiscal year 2024?" The statement of net position and the statement of activities answer this question. These statements include all assets, deferred outflows of resources, liabilities, deferred inflows of resources, revenues and expenses using the accrual basis of accounting similar to the accounting used by most private-sector companies. This basis of accounting will take into account all of the current year's revenues and expenses regardless of when cash is received or paid.

These two statements report the Career Center's net position and changes in net position. This change in net position is important because it tells the reader that, for the Career Center as a whole, the financial position of the Career Center has improved or diminished. The causes of this change may be the result of many factors, some financial, some not. Non-financial factors include the Career Center's property tax base, current property tax laws in Ohio restricting revenue growth, facility conditions, required educational programs and other factors.

In the statement of net position and the statement of activities, the governmental activities include the Career Center's programs and services, including instruction, support services, operations and maintenance, pupil transportation, extracurricular activities, and food service operations.

Reporting the Career Center's Most Significant Funds

Fund Financial Statements

The analysis of the Career Center's major governmental funds begins on page 12. Fund financial reports provide detailed information about the Career Center's major funds. The Career Center uses many funds to account for a multitude of financial transactions. However, these fund financial statements focus on the Career Center's most significant funds. The Career Center's major governmental funds are the general fund and the permanent improvement fund.

Governmental Funds

Most of the Career Center's activities are reported in governmental funds, which focus on how money flows into and out of those funds and the balances left at year end available for spending in future periods. These funds are reported using an accounting method called modified accrual accounting, which measures cash and all other financial assets that can readily be converted to cash. The governmental fund financial statements provide a detailed short-term view of the Career Center's general government operations and the basic services it provides. Governmental fund information helps you determine whether there are more or fewer financial resources that can be spent in the near future to finance educational programs. The relationship (or differences) between governmental activities (reported in the statement of net position and the statement of activities) and governmental funds is reconciled in the basic financial statements.

Proprietary Funds

The Career Center maintains only one type of proprietary fund. The internal service fund is an accounting device used to accumulate and allocate costs internally among the Career Center's various functions. The Career Center has an internal service fund to account for a self-insurance program which provides health benefits to employees.

**DELAWARE AREA CAREER CENTER
DELAWARE COUNTY, OHIO**

**MANAGEMENT'S DISCUSSION AND ANALYSIS
FOR THE FISCAL YEAR ENDED JUNE 30, 2024**

Reporting the Career Center's Fiduciary Responsibilities

The Career Center acts in a trustee capacity as an agent for individuals, private organizations, other governmental units, and/or other funds. These activities are reported in custodial funds. All of the Career Center's fiduciary activities are reported in separate statements of fiduciary net position and changes in fiduciary net position. These activities are excluded from the Career Center's other financial statements because the assets cannot be utilized by the Career Center to finance its operations.

Notes to the Basic Financial Statements

The notes provide additional information that is essential to a full understanding of the data provided in the government-wide and fund financial statements.

Required Supplementary Information

In addition to the basic financial statements and accompanying notes, this report also presents certain required supplementary information concerning the Career Center's budgetary comparison schedule, net pension liability and net OPEB liability/assets.

THIS SPACE INTENTIONALLY LEFT BLANK

**DELAWARE AREA CAREER CENTER
DELAWARE COUNTY, OHIO**

**MANAGEMENT'S DISCUSSION AND ANALYSIS
FOR THE FISCAL YEAR ENDED JUNE 30, 2024**

The Career Center as a Whole

The statement of net position provides the perspective of the Career Center as a whole. The table below provides a summary of the Career Center's net position for June 30, 2024 and June 30, 2023.

	Net Position	
	Governmental Activities 2024	Governmental Activities 2023
<u>Assets</u>		
Current and other assets	\$ 74,441,910	\$ 56,973,717
Net OPEB asset	1,146,246	1,459,668
Capital assets, net	<u>53,163,742</u>	<u>53,125,541</u>
Total assets	<u>128,751,898</u>	<u>111,558,926</u>
<u>Deferred Outflows of Resources</u>		
Pensions	4,040,782	4,401,117
OPEB	<u>590,061</u>	<u>334,338</u>
Total deferred outflows of resources	<u>4,630,843</u>	<u>4,735,455</u>
<u>Liabilities</u>		
Current liabilities	1,777,004	1,530,302
Long-term liabilities:		
Due within one year	208,626	209,855
Due in more than one year:		
Net pension liability	16,701,563	16,450,884
Net OPEB liability	1,095,123	943,206
Other amounts	<u>1,193,827</u>	<u>1,021,495</u>
Total liabilities	<u>20,976,143</u>	<u>20,155,742</u>
<u>Deferred Inflows of Resources</u>		
Property taxes levied for next fiscal year	15,896,075	12,961,556
Pensions	1,087,918	1,654,776
OPEB	<u>2,119,189</u>	<u>2,583,898</u>
Total deferred inflows of resources	<u>19,103,182</u>	<u>17,200,230</u>
<u>Net Position</u>		
Net investment in capital assets	53,121,845	53,080,488
Restricted	7,422,610	5,279,303
Unrestricted	<u>32,758,961</u>	<u>20,578,618</u>
Total net position	<u>\$ 93,303,416</u>	<u>\$ 78,938,409</u>

The net pension liability is reported pursuant to Governmental Accounting Standards Board (GASB) Statement 68, "Accounting and Financial Reporting for Pensions—an Amendment of GASB Statement 27." The net other postemployment benefits (OPEB) liability/asset is reported pursuant to GASB Statement 75, "Accounting and Financial Reporting for Postemployment Benefits Other Than Pensions." For reasons discussed below, many end users of this financial statement will gain a clearer understanding of the Career Center's actual financial condition by adding deferred inflows related to pension and OPEB, the net pension liability, and the net OPEB liability to the reported net position and subtracting deferred outflows related to pension and OPEB and the net OPEB asset.

**DELAWARE AREA CAREER CENTER
DELAWARE COUNTY, OHIO**

**MANAGEMENT'S DISCUSSION AND ANALYSIS
FOR THE FISCAL YEAR ENDED JUNE 30, 2024**

GASB standards are national and apply to all government financial reports prepared in accordance with generally accepted accounting principles. Prior accounting for pensions (GASB 27) and postemployment benefits (GASB 45) focused on a funding approach. This approach limited pension and OPEB costs to contributions annually required by law, which may or may not be sufficient to fully fund each plan's *net pension liability* or *net OPEB liability*. GASB 68 and GASB 75 take an earnings approach to pension and OPEB accounting; however, the nature of Ohio's statewide pension/OPEB plans and state law governing those systems requires additional explanation in order to properly understand the information presented in these statements.

GASB 68 and GASB 75 require the net pension liability and the net OPEB liability/asset to equal the Career Center's proportionate share of each plan's collective:

1. Present value of estimated future pension/OPEB benefits attributable to active and inactive employees' past service.
2. Minus plan assets available to pay these benefits.

GASB notes that pension and OPEB obligations, whether funded or unfunded, are part of the "employment exchange" – that is, the employee is trading his or her labor in exchange for wages, benefits, and the promise of a future pension and other postemployment benefits. GASB noted that the unfunded portion of this promise is a present obligation of the government, part of a bargained-for benefit to the employee and should accordingly be reported by the government as a liability since they received the benefit of the exchange. However, the Career Center is not responsible for certain key factors affecting the balance of these liabilities. In Ohio, the employee shares the obligation of funding pension benefits with the employer. Both employer and employee contribution rates are capped by State statute. A change in these caps requires action of both Houses of the General Assembly and approval of the Governor. Benefit provisions are also determined by State statute. The Ohio revised Code permits but does not require the retirement systems to provide healthcare to eligible benefit recipients. The retirement systems may allocate a portion of the employer contributions to provide for these OPEB benefits.

The employee enters the employment exchange with the knowledge that the employer's promise is limited not by contract but by law. The employer enters the exchange also knowing that there is a specific, legal limit to its contribution to the retirement system. In Ohio, there is no legal means to enforce the unfunded liability of the pension/OPEB plan *as against the public employer*. State law operates to mitigate/lessen the moral obligation of the public employer to the employee, because all parties enter the employment exchange with notice as to the law. The retirement system is responsible for the administration of the pension and OPEB plans.

Most long-term liabilities have set repayment schedules or, in the case of compensated absences (i.e. sick and vacation leave), are satisfied through paid time-off or termination payments. There is no repayment schedule for the net pension liability or the net OPEB liability. As explained above, changes in benefits, contribution rates, and return on investments affect the balance of these liabilities but are outside the control of the local government. In the event that contributions, investment returns, and other changes are insufficient to keep up with required payments, State statute does not assign/identify the responsible party for the unfunded portion. Due to the unique nature of how the net pension liability and the net OPEB liability are satisfied, these liabilities are separately identified within the long-term liability section of the statement of net position. In accordance with GASB 68 and GASB 75, the Career Center's statements prepared on an accrual basis of accounting include an annual pension expense and an annual OPEB expense for their proportionate share of each plan's *change* in net pension liability and net OPEB liability/asset, respectively, not accounted for as deferred inflows/outflows.

Over time, net position can serve as a useful indicator of a government's financial position. At June 30, 2024, the Career Center's assets and deferred outflows exceeded liabilities and deferred inflows of resources by \$93,303,416.

The Career Center's current and other assets increased primarily due to the Career Center's equity in pooled cash and investments increasing due to the Career Center's operations.

Deferred outflows related to pension decreased primarily due to the State Teachers Retirement System (STRS) making changes in assumptions. See Note 11 for more detail.

Total assets include a net OPEB asset reported by STRS. See Note 12 for more detail.

**DELAWARE AREA CAREER CENTER
DELAWARE COUNTY, OHIO**

**MANAGEMENT'S DISCUSSION AND ANALYSIS
FOR THE FISCAL YEAR ENDED JUNE 30, 2024**

Capital assets, net, increased as the Career Center's depreciation/amortization expense exceeded capital outlays for the fiscal year. At fiscal year-end, capital assets represented 41.29% of total assets. Capital assets include land, land improvements, buildings and improvements, furniture and equipment, vehicles, and intangible right to use assets. The Career Center's net investment in capital assets at June 30, 2024 was \$53,121,845. These capital assets are used to provide services to the students and are not available for future spending. Although the Career Center's investment in capital assets is reported net of related debt, it should be noted that the resources to repay the debt must be provided from other sources, since capital assets may not be used to liquidate these liabilities.

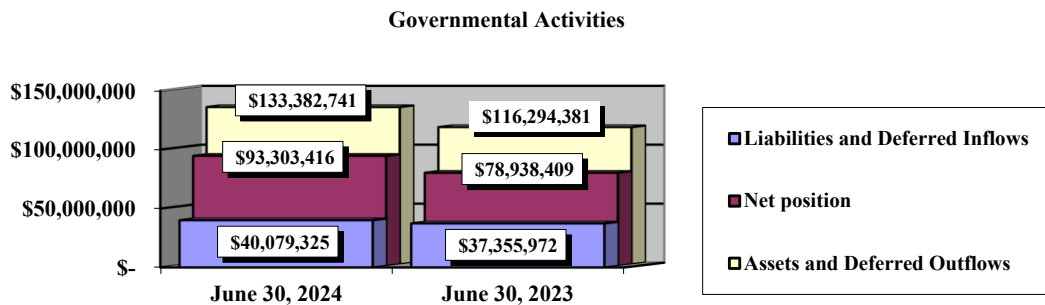
Current liabilities increased \$246,702 primarily due to increases in accrued wages and benefits payable.

Long-term liabilities increased primarily due to an increase in the net pension liability. The net pension liability is outside of the control of the Career Center. The Career Center contributes its statutorily required contributions to the pension systems; however, it's the pension systems that collect, hold and distribute pensions and OPEB to Career Center employees, not the Career Center.

The net pension liability increased \$250,679 or 1.52% and deferred inflows of resources related to pension decreased \$566,858 or 34.26%. These changes were the result of changes at the pension system level for the State Teachers Retirement System (STRS) and the School Employees Retirement System (SERS).

A portion of the Career Center's net position, \$7,422,610, represents resources that are subject to external restriction on how they may be used. The remaining amount of the Career Center's net position is a balance of \$32,758,961.

The graph below illustrates the Career Center's assets and deferred outflows of resources, liabilities and deferred inflows of resources, and net position at June 30, 2024 and June 30, 2023.



**DELAWARE AREA CAREER CENTER
DELAWARE COUNTY, OHIO**

**MANAGEMENT'S DISCUSSION AND ANALYSIS
FOR THE FISCAL YEAR ENDED JUNE 30, 2024**

The table below shows the changes in net position for governmental activities for fiscal years 2024 and 2023.

Change in Net Position

	<u>Governmental Activities</u>	
	<u>2024</u>	<u>2023</u>
<u>Revenues</u>		
Program revenues:		
Charges for services and sales	\$ 2,841,226	\$ 2,649,989
Operating grants and contributions	3,922,318	3,633,220
Capital grants and contributions	30,000	50,000
General revenues:		
Property taxes	20,941,408	17,313,563
Grants and entitlements	6,341,268	5,948,783
Payment in lieu of taxes	230,570	190,386
Investment earnings	1,842,564	801,705
Increase/(decrease) in fair value of investments	518,302	(181,928)
Miscellaneous	82,961	10,056
Total revenues	<u>36,750,617</u>	<u>30,415,774</u>
<u>Expenses</u>		
Program expenses:		
Instruction:		
Regular	2,226,263	1,841,074
Special	518,282	526,512
Vocational	8,574,653	7,797,244
Adult/continuing	1,243,327	1,234,037
Support services:		
Pupil	1,304,558	1,239,764
Instructional staff	1,499,412	1,425,159
Board of education	176,445	150,245
Administration	2,827,147	2,306,965
Fiscal	1,115,720	1,099,925
Operations and maintenance	1,586,911	1,732,007
Pupil transportation	34,785	35,731
Central	513,480	367,840
Operation of non-instructional services:		
Food service operations	519,827	472,539
Other non-instructional services	8,848	6,407
Extracurricular activities	234,367	264,202
Interest and fiscal charges	1,585	2,763
Total expenses	<u>22,385,610</u>	<u>20,502,414</u>
Change in net position	14,365,007	9,913,360
Net position at beginning of year	<u>78,938,409</u>	<u>69,025,049</u>
Net position at end of year	<u>\$ 93,303,416</u>	<u>\$ 78,938,409</u>

**DELAWARE AREA CAREER CENTER
DELAWARE COUNTY, OHIO**

**MANAGEMENT'S DISCUSSION AND ANALYSIS
FOR THE FISCAL YEAR ENDED JUNE 30, 2024**

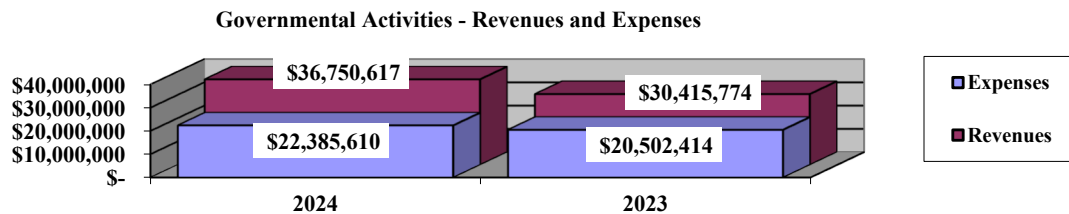
Governmental Activities

Net position of the Career Center's governmental activities increased \$14,365,007. Total governmental expenses of \$22,385,610 were offset by program revenues of \$6,793,544 and general revenues of \$29,957,073. Program revenues supported 30.35% of the total governmental expenses.

Overall, expenses of the governmental activities increased \$1,883,196 or 9.19%. This increase is primarily the result of an increase in vocational expenses. Vocational expense increased due to an increase in regular salaries and benefits.

The primary sources of revenue for governmental activities are derived from property taxes and grants and entitlements. These two revenue sources represent 74.86% of total governmental revenue. Real estate property is reappraised every six years. Property tax revenues increased \$3,624,217 due to increased collections as a result of the property reappraisal in the Career Center's boundary leading to increases in taxes. Interest revenues increased as a result of increased interest rates. The Career Center's investments increased \$518,302 in fair value due to the current economic conditions. The Career Center intends to hold investments to their maturity to reduce its risk. Grants and entitlements increased as the Career Center received more money from the State of Ohio in the form of foundation payments. Charges for services revenue increased due to increased tuition. Operating grants and contributions increased due to increased money received from the federal government. All other revenues remained comparable to the previous year.

The graph below presents the Career Center's governmental activities revenues and expenses for fiscal years 2024 and 2023.



THIS SPACE INTENTIONALLY LEFT BLANK

**DELAWARE AREA CAREER CENTER
DELAWARE COUNTY, OHIO**

**MANAGEMENT'S DISCUSSION AND ANALYSIS
FOR THE FISCAL YEAR ENDED JUNE 30, 2024**

The statement of activities shows the cost of program services and the charges for services and grants offsetting those services. The following table shows, for governmental activities, the total cost of services and the net cost of services for fiscal years 2024 and 2023. That is, it identifies the cost of these services supported by tax revenue, unrestricted State grants and entitlements, and other general revenues.

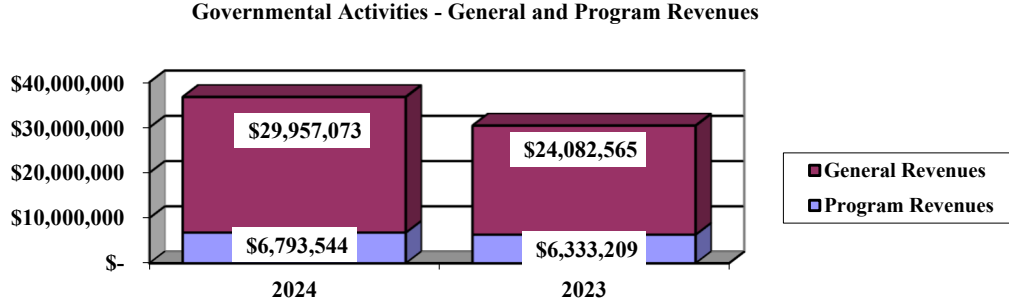
	Governmental Activities			
	Total Cost of Services 2024	Net Cost of Services 2024	Total Cost of Services 2023	Net Cost of Services 2023
Program expenses:				
Instruction:				
Regular	\$ 2,226,263	\$ 2,218,899	\$ 1,841,074	\$ 1,760,069
Special	518,282	517,807	526,512	456,433
Vocational	8,574,653	4,633,962	7,797,244	3,884,772
Adult/continuing	1,243,327	(340,767)	1,234,037	8,762
Support services:				
Pupil	1,304,558	1,157,159	1,239,764	1,117,148
Instructional staff	1,499,412	1,051,150	1,425,159	1,116,190
Board of education	176,445	176,445	150,245	150,245
Administration	2,827,147	2,702,448	2,306,965	2,228,606
Fiscal	1,115,720	1,097,515	1,099,925	1,084,567
Operations and maintenance	1,586,911	1,511,084	1,732,007	1,607,313
Pupil transportation	34,785	34,785	35,731	35,731
Central	513,480	513,480	367,840	367,840
Operation of non-instructional services:				
Food service operations	519,827	189,495	472,539	217,007
Other non-instructional services	8,848	8,848	6,407	6,257
Extracurricular activities	234,367	118,171	264,202	125,502
Interest and fiscal charges	<u>1,585</u>	<u>1,585</u>	<u>2,763</u>	<u>2,763</u>
Total expenses	<u>\$ 22,385,610</u>	<u>\$ 15,592,066</u>	<u>\$ 20,502,414</u>	<u>\$ 14,169,205</u>

The dependence upon taxes and other general revenues for governmental activities is apparent, as 55.96% of fiscal year 2024 instruction activities are supported through taxes and other general revenues. For all governmental activities, general revenue support was 69.65% in fiscal year 2024. The Career Center's taxpayers and grants and entitlements received from the State of Ohio that are not restricted in use are by far the primary support for the Career Center's students.

**DELAWARE AREA CAREER CENTER
DELAWARE COUNTY, OHIO**

**MANAGEMENT'S DISCUSSION AND ANALYSIS
FOR THE FISCAL YEAR ENDED JUNE 30, 2024**

The graph below presents the Career Center's governmental activities revenue for fiscal years 2023 and 2024.



The Career Center's Funds

The Career Center's governmental funds reported a combined fund balance of \$55,565,002, which is more than last year's total balance of \$40,638,440. The table below indicates the fund balance and the total change in fund balance as of June 30, 2024 and June 30, 2023.

	Fund Balance June 30, 2024	Fund Balance June 30, 2023	Change
General	\$ 20,990,540	\$ 14,760,842	\$ 6,229,698
Permanent Improvement	33,254,169	25,015,704	8,238,465
Nonmajor Governmental	1,320,293	861,894	458,399
Total	<u>\$ 55,565,002</u>	<u>\$ 40,638,440</u>	<u>\$ 14,926,562</u>

General Fund

The Career Center's general fund balance increased \$6,229,698 in large part due to an increase in intergovernmental revenue due to the Career Center receiving more money from the State of Ohio in the form of foundation payments. Property taxes increased due to increased collections. Property taxes are also affected by fluctuations in the amount available for advance at June 30. For fiscal year 2024, the amount available for advance in the general fund was \$5,666,282 compared to \$4,386,683 in fiscal year 2023.

**DELAWARE AREA CAREER CENTER
DELAWARE COUNTY, OHIO**

**MANAGEMENT'S DISCUSSION AND ANALYSIS
FOR THE FISCAL YEAR ENDED JUNE 30, 2024**

The table that follows assists in illustrating the revenues of the general fund.

	<u>2024</u> <u>Amount</u>	<u>2023</u> <u>Amount</u>	<u>Change</u>	<u>Percentage</u> <u>Change</u>
<u>Revenues</u>				
Property taxes	\$ 19,107,493	\$ 15,463,336	\$ 3,644,157	23.57 %
Payment in lieu of taxes	230,570	190,386	40,184	21.11 %
Tuition and fees	1,820,335	1,639,286	181,049	11.04 %
Earnings on investments	1,778,681	775,155	1,003,526	129.46 %
Increase (Decrease) in fair value of investments	518,302	(181,928)	700,230	384.89 %
Intergovernmental	7,948,416	7,142,033	806,383	11.29 %
Other revenues	273,261	923,053	(649,792)	(70.40) %
Total	<u>\$ 31,677,058</u>	<u>\$ 25,951,321</u>	<u>\$ 5,725,737</u>	22.06 %

Overall revenues of the general fund increased \$5,725,737 or 22.06%. Earnings on investment increased due to increased interest rates on the District's investments. The Career Center's fair value of investments increased as the market continued to perform well due to of the current economic conditions. Other revenues decreased due to the District receiving less donations to benefit the students of the Career Center. Property tax and intergovernmental revenues increased as described earlier.

The table that follows assists in illustrating the expenditures of the general fund.

	<u>2024</u> <u>Amount</u>	<u>2023</u> <u>Amount</u>	<u>Change</u>	<u>Percentage</u> <u>Change</u>
<u>Expenditures</u>				
Instruction	\$ 9,690,039	\$ 8,700,688	\$ 989,351	11.37 %
Support services	8,104,544	7,651,497	453,047	5.92 %
Operation of non-instructional services	5,203	3,612	1,591	44.05 %
Extracurricular activities	149,104	153,503	(4,399)	(2.87) %
Facilities acquisition and construction	18,749	7,769	10,980	141.33 %
Debt service	23,470	23,605	(135)	(0.57) %
Total	<u>\$ 17,991,109</u>	<u>\$ 16,540,674</u>	<u>\$ 1,450,435</u>	8.77 %

Overall expenditures of the general fund increased \$1,450,435 or 8.77%. Instruction expenditures increased primarily due to increased vocational expenditures. Support services increased due to increased administrative expenditures. Extracurricular expenditures decreased as less students participated in activities. All other expenditure classifications of the Career Center remained comparable to the prior fiscal year or changed by an insignificant amount.

Permanent Improvement Fund

The permanent improvement fund had \$9,326,323 in revenues and other financing sources and \$1,087,858 in expenditures. The permanent improvement fund's fund balance increased \$8,238,465 from \$25,015,704 to \$33,254,169. In fiscal year 2024, the general fund transferred \$7,300,000 to the permanent improvement fund.

General Fund Budgeting Highlights

The Career Center's budget is prepared according to Ohio law and is based on accounting for certain transactions on a basis of cash receipts, disbursements and encumbrances. The Career Center uses site-based budgeting, and the budgeting systems are designed to tightly control total site budgets while still providing flexibility for site management. The most significant budgeted fund is the general fund.

**DELAWARE AREA CAREER CENTER
DELAWARE COUNTY, OHIO**

**MANAGEMENT'S DISCUSSION AND ANALYSIS
FOR THE FISCAL YEAR ENDED JUNE 30, 2024**

For the general fund, final budgeted revenues and other financing sources were \$30,228,701, which was more than the original budget estimates of \$26,461,973. Actual revenues and other financing sources of \$29,762,068 were \$466,633 less than final budgeted revenues and other financing sources.

General fund original appropriations (expenditures and other financing uses) of \$26,525,180 were \$176,901 less than final budget estimates of \$26,702,081. The actual budget basis expenditures and other financing uses for fiscal year 2024 totaled \$25,999,920, which was \$702,161 less than the final budget estimates. The primary reason for the variance between the final and actual expenditures was in the area of vocational instruction.

Capital Assets and Debt Administration

Capital Assets

At the end of fiscal year 2024, the Career Center had \$53,163,742 invested in land, land improvements, buildings and improvements, furniture and equipment, vehicles, intangible right to use assets (IRTUA), and construction in progress. The total amount was reported in governmental activities. The following table shows June 30, 2024 balances compared to June 30, 2023.

**Capital Assets at June 30
(Net of Depreciation)**

	<u>Governmental Activities</u>	
	<u>2024</u>	<u>2023</u>
Land	\$ 524,244	\$ 524,244
Land improvements	416,182	330,914
Buildings and improvements	49,475,241	50,028,819
Furniture and equipment	2,530,720	2,112,808
Vehicles	2,974	3,484
Intangible right to use assets	48,381	42,272
Construction in progress	<u>166,000</u>	<u>83,000</u>
Total	<u>\$ 53,163,742</u>	<u>\$ 53,125,541</u>

The overall increase in capital assets of \$38,201 is due to the capital asset additions of \$999,754 exceeding depreciation/amortization of \$961,553. See Note 8 to the basic financial statements for additional information on the Career Center's capital assets.

**DELAWARE AREA CAREER CENTER
DELAWARE COUNTY, OHIO**

**MANAGEMENT'S DISCUSSION AND ANALYSIS
FOR THE FISCAL YEAR ENDED JUNE 30, 2024**

Debt Administration

At June 30, 2024, the Career Center had \$17,838,583 in long-term obligations, excluding compensated absences. Of this total, \$32,289 is due within one year. The following table summarizes the long-term obligations outstanding at June 30, 2024 and June 30, 2023.

Outstanding Debt, at Year End

	Governmental Activities 2024	Governmental Activities 2023
Net pension liability	\$ 16,701,563	\$ 16,450,884
Net OPEB liability	1,095,123	943,206
SBITA payable	21,455	5,164
Lease payable	<u>20,442</u>	<u>39,889</u>
Total long-term obligations	<u>\$ 17,838,583</u>	<u>\$ 17,439,143</u>

At June 30, 2024, the Career Center's overall legal debt margin was \$1,002,051,824, with an unvoted debt margin of \$11,133,909.

See Note 9 to the basic financial statements for additional information on the Career Center's long-term obligations, Note 11 for information on the net pension liability, and Note 12 for information on the net OPEB liability.

Current Financial Related Activity

In FY24, the State of Ohio continued to invest more money in career-tech education. We received additional funding to introduce programs in broadband and advanced manufacturing. We additionally received funding to expand our healthcare programs due to the increased demand in the industry.

Real estate values, specifically residential, continued to increase due to new construction. Plus, existing real estate values appreciated by double-digits during the Calendar year 2023 reappraisal. This will mean more real estate tax dollars coming to the Career Center than had originally been projected.

The district finalized a three-year agreement with our union in the Spring of 2024. The wage increases were in line with other area school systems and ensures we can remain competitive in the employment market.

Contacting the Career Center's Financial Management

This financial report is designed to provide our citizens, taxpayers, and investors and creditors with a general overview of the Career Center's finances and to show the Career Center's accountability for the money it receives. If you have questions about this report or need additional financial information contact Mr. Christopher H. Bell, Treasurer, Delaware Area Career Center, 4565 Columbus Pike, Delaware, Ohio 43015-8969.

THIS PAGE IS INTENTIONALLY LEFT BLANK

**DELAWARE AREA CAREER CENTER
DELAWARE COUNTY, OHIO**

STATEMENT OF NET POSITION
JUNE 30, 2024

	Governmental Activities
Assets:	
Equity in pooled cash and investments	\$ 51,491,476
Receivables:	
Property taxes	22,163,706
Accounts	91,953
Accrued interest	185,606
Intergovernmental	420,511
Prepayments	70,955
Materials and supplies inventory	10,972
Inventory held for resale	6,731
Net OPEB asset	1,146,246
Capital assets:	
Nondepreciable capital assets	690,244
Depreciable capital assets, net	52,473,498
Capital assets, net	<u>53,163,742</u>
Total assets	<u>128,751,898</u>
Deferred outflows of resources:	
Pension	4,040,782
OPEB	590,061
Total deferred outflows of resources	<u>4,630,843</u>
Liabilities:	
Accounts payable	201,783
Accrued wages and benefits payable	1,135,558
Intergovernmental payable	75,036
Pension obligation payable	179,649
Accrued interest payable	284
Claims payable	184,694
Long-term liabilities:	
Due within one year	208,626
Due in more than one year:	
Net pension liability	16,701,563
Net OPEB liability	1,095,123
Other amounts due in more than one year	1,193,827
Total liabilities	<u>20,976,143</u>
Deferred inflows of resources:	
Property taxes levied for the next fiscal year	15,896,075
Pension	1,087,918
OPEB	2,119,189
Total deferred inflows of resources	<u>19,103,182</u>
Net position:	
Net investment in capital assets	53,121,845
Restricted for:	
Capital projects	4,920,181
OPEB	1,146,246
Adult education programs	863,012
State funded programs	96,830
Federally funded programs	8,402
Food service operations	251,763
Student activities	120,200
Other purposes	15,976
Unrestricted	32,758,961
Total net position	<u>\$ 93,303,416</u>

SEE ACCOMPANYING NOTES TO THE BASIC FINANCIAL STATEMENTS

**DELAWARE AREA CAREER CENTER
DELAWARE COUNTY, OHIO**

STATEMENT OF ACTIVITIES
FOR THE FISCAL YEAR ENDED JUNE 30, 2024

					Net (Expense) Revenue and Changes in Net Position
	Expenses	Charges for Services and Sales	Program Revenues Operating Grants and Contributions	Capital Grants and Contributions	Governmental Activities
Governmental activities:					
Instruction:					
Regular	\$ 2,226,263	\$ 7,364	\$ -	\$ -	\$ (2,218,899)
Special	518,282	-	475	-	(517,807)
Vocational	8,574,653	1,963,324	1,977,367	-	(4,633,962)
Adult/continuing	1,243,327	530,306	1,053,788	-	340,767
Support services:					
Pupil	1,304,558	-	147,399	-	(1,157,159)
Instructional staff	1,499,412	842	447,420	-	(1,051,150)
Board of education	176,445	-	-	-	(176,445)
Administration	2,827,147	12,569	112,130	-	(2,702,448)
Fiscal	1,115,720	11,031	7,174	-	(1,097,515)
Operations and maintenance	1,586,911	22,521	53,306	-	(1,511,084)
Pupil transportation	34,785	-	-	-	(34,785)
Central	513,480	-	-	-	(513,480)
Operation of non-instructional services:					
Food service operations	519,827	186,303	114,029	30,000	(189,495)
Other non-instructional services	8,848	-	-	-	(8,848)
Extracurricular activities	234,367	106,966	9,230	-	(118,171)
Interest and fiscal charges	1,585	-	-	-	(1,585)
Totals	\$ 22,385,610	\$ 2,841,226	\$ 3,922,318	\$ 30,000	(15,592,066)

General revenues:

Property taxes levied for:

 General purposes 19,117,797

 Capital outlay 1,823,611

Payments in lieu of taxes 230,570

Grants and entitlements not restricted

 to specific programs 6,341,268

Investment earnings 1,842,564

Increase in fair value of investments 518,302

Miscellaneous 82,961

Total general revenues 29,957,073

Change in net position 14,365,007

Net position at beginning of year 78,938,409

Net position at end of year \$ 93,303,416

SEE ACCOMPANYING NOTES TO THE BASIC FINANCIAL STATEMENTS

**DELAWARE AREA CAREER CENTER
DELAWARE COUNTY, OHIO**

BALANCE SHEET
GOVERNMENTAL FUNDS
JUNE 30, 2024

	<u>General</u>	<u>Permanent Improvement</u>	<u>Nonmajor Governmental Funds</u>	<u>Total Governmental Funds</u>
Assets:				
Equity in pooled cash and cash investments	\$ 16,031,470	\$ 32,792,830	\$ 1,568,563	\$ 50,392,863
Receivables:				
Property taxes	20,298,387	1,865,319	-	22,163,706
Accounts	-	-	91,953	91,953
Accrued interest	185,606	-	-	185,606
Interfund loans	521,748	-	-	521,748
Intergovernmental	9,517	-	410,994	420,511
Prepayments	63,849	-	7,106	70,955
Materials and supplies inventory	10,972	-	-	10,972
Inventory held for resale	-	-	6,731	6,731
Total assets	<u>\$ 37,121,549</u>	<u>\$ 34,658,149</u>	<u>\$ 2,085,347</u>	<u>\$ 73,865,045</u>
Liabilities:				
Accounts payable	\$ 96,039	\$ 35,812	\$ 69,932	\$ 201,783
Accrued wages and benefits payable	1,052,494	-	83,064	1,135,558
Intergovernmental payable	64,484	-	10,552	75,036
Pension obligation payable	162,665	-	16,984	179,649
Interfund loans payable	-	-	521,748	521,748
Total liabilities	<u>1,375,682</u>	<u>35,812</u>	<u>702,280</u>	<u>2,113,774</u>
Deferred inflows of resources:				
Property taxes levied for the next fiscal year	14,536,338	1,359,737	-	15,896,075
Delinquent property tax revenue not available	95,767	8,431	-	104,198
Intergovernmental revenue not available	9,517	-	10,333	19,850
Accrued interest not available	113,705	-	-	113,705
Contract services revenue not available	-	-	6,275	6,275
Tuition revenue not available	-	-	46,166	46,166
Total deferred inflows of resources	<u>14,755,327</u>	<u>1,368,168</u>	<u>62,774</u>	<u>16,186,269</u>
Fund balances:				
Nonspendable:				
Materials and supplies inventory	10,972	-	-	10,972
Prepays	63,849	-	7,106	70,955
Restricted:				
Capital improvements	-	4,885,186	26,564	4,911,750
Adult education	-	-	808,543	808,543
Food service operations	-	-	259,368	259,368
State funded programs	-	-	96,830	96,830
Federally funded programs	-	-	47,663	47,663
Extracurricular	-	-	120,200	120,200
Other purposes	-	-	16,326	16,326
Committed:				
Capital improvements	-	28,368,983	-	28,368,983
Assigned:				
Student instruction	46,321	-	-	46,321
Student and staff support	1,126,312	-	-	1,126,312
Extracurricular activities	189	-	-	189
Wellness activities	6,295	-	-	6,295
School supplies	42,126	-	-	42,126
Other purposes	186,896	-	-	186,896
Unassigned (deficit)	<u>19,507,580</u>	<u>-</u>	<u>(62,307)</u>	<u>19,445,273</u>
Total fund balances	<u>20,990,540</u>	<u>33,254,169</u>	<u>1,320,293</u>	<u>55,565,002</u>
Total liabilities, deferred inflows and fund balances	<u>\$ 37,121,549</u>	<u>\$ 34,658,149</u>	<u>\$ 2,085,347</u>	<u>\$ 73,865,045</u>

SEE ACCOMPANYING NOTES TO THE BASIC FINANCIAL STATEMENTS

**DELAWARE AREA CAREER CENTER
DELAWARE COUNTY, OHIO**

RECONCILIATION OF TOTAL GOVERNMENTAL FUND BALANCES TO
NET POSITION OF GOVERNMENTAL ACTIVITIES
JUNE 30, 2024

Total governmental fund balances		\$ 55,565,002
<i>Amounts reported for governmental activities on the statement of net position are different because:</i>		
Capital assets used in governmental activities are not financial resources and therefore are not reported in the funds.		53,163,742
Other long-term assets are not available to pay for current-period expenditures and therefore are deferred inflows in the funds.		
Property taxes receivable	\$ 104,198	
Accounts receivable	52,441	
Accrued interest receivable	113,705	
Intergovernmental receivable	19,850	
Total		290,194
An internal service fund is used by management to charge the costs of insurance to individual funds. The assets and liabilities of the internal service fund are included in governmental activities on the statement of net position.		913,919
Accrued interest payable is not due and payable in the current period and therefore is not reported in the funds.		(284)
The net pension/OPEB assets & liabilities are not due and payable in the current period; therefore, the assets, liabilities and related deferred inflows/outflows are not reported in governmental funds.		
Deferred outflows - pension	4,040,782	
Deferred inflows - pension	(1,087,918)	
Net pension liability	(16,701,563)	
Deferred outflows - OPEB	590,061	
Deferred inflows - OPEB	(2,119,189)	
Net OPEB asset	1,146,246	
Net OPEB liability	(1,095,123)	
Total		(15,226,704)
Long-term liabilities are not due and payable in the current period and therefore are not reported in the funds.		
Lease payable	(20,442)	
SBITA payable	(21,455)	
Compensated absences	(1,360,556)	
Total		(1,402,453)
Net position of governmental activities		<u><u>\$ 93,303,416</u></u>

SEE ACCOMPANYING NOTES TO THE BASIC FINANCIAL STATEMENTS

**DELAWARE AREA CAREER CENTER
DELAWARE COUNTY, OHIO**

STATEMENT OF REVENUES, EXPENDITURES AND CHANGES IN FUND BALANCES
GOVERNMENTAL FUNDS
FOR THE FISCAL YEAR ENDED JUNE 30, 2024

	General	Permanent Improvement	Nonmajor Governmental Funds	Total Governmental Funds
Revenues:				
Property taxes	\$ 19,107,493	\$ 1,825,253	\$ -	\$ 20,932,746
Intergovernmental	7,948,416	201,070	2,245,795	10,395,281
Investment earnings	1,778,681	-	-	1,778,681
Tuition and fees	1,820,335	-	407,997	2,228,332
Extracurricular	7,910	-	99,056	106,966
Rental income	22,521	-	6,065	28,586
Charges for services	150,353	-	303,299	453,652
Contributions and donations	9,516	-	-	9,516
Payment in lieu of taxes	230,570	-	-	230,570
Miscellaneous	82,961	-	-	82,961
Increase in fair value of investments	518,302	-	-	518,302
Total revenues	<u>31,677,058</u>	<u>2,026,323</u>	<u>3,062,212</u>	<u>36,765,593</u>
Expenditures:				
Current:				
Instruction:				
Regular	2,015,244	8,897	-	2,024,141
Special	502,253	-	421	502,674
Vocational	7,172,542	515,166	260,494	7,948,202
Adult/continuing	-	-	1,363,890	1,363,890
Support services:				
Pupil	1,246,044	-	11,850	1,257,894
Instructional staff	1,074,331	-	418,325	1,492,656
Board of education	167,613	-	-	167,613
Administration	2,473,957	18,216	133,341	2,625,514
Fiscal	1,046,330	36,358	13,790	1,096,478
Operations and maintenance	1,584,836	138,630	47,146	1,770,612
Pupil transportation	34,785	-	-	34,785
Central	476,648	-	-	476,648
Operation of non-instructional services:				
Food service operations	-	-	429,588	429,588
Other non-instructional services	5,203	-	2,000	7,203
Extracurricular activities	149,104	-	86,143	235,247
Facilities acquisition and construction	18,749	370,591	11,825	401,165
Debt service:				
Principal retirement	21,905	-	-	21,905
Interest and fiscal charges	1,565	-	-	1,565
Total expenditures	<u>17,991,109</u>	<u>1,087,858</u>	<u>2,778,813</u>	<u>21,857,780</u>
Excess of revenues over expenditures	<u>13,685,949</u>	<u>938,465</u>	<u>283,399</u>	<u>14,907,813</u>
Other financing sources (uses):				
Transfers in	-	7,300,000	175,000	7,475,000
Transfers (out)	(7,475,000)	-	-	(7,475,000)
SBITA transaction	18,749	-	-	18,749
Total other financing sources (uses)	<u>(7,456,251)</u>	<u>7,300,000</u>	<u>175,000</u>	<u>18,749</u>
Net change in fund balances	6,229,698	8,238,465	458,399	14,926,562
Fund balances at beginning of year	14,760,842	25,015,704	861,894	40,638,440
Fund balances at end of year	<u>\$ 20,990,540</u>	<u>\$ 33,254,169</u>	<u>\$ 1,320,293</u>	<u>\$ 55,565,002</u>

SEE ACCOMPANYING NOTES TO THE BASIC FINANCIAL STATEMENTS

**DELAWARE AREA CAREER CENTER
DELAWARE COUNTY, OHIO**

RECONCILIATION OF THE STATEMENT OF REVENUES, EXPENDITURES
AND CHANGES IN FUND BALANCES OF GOVERNMENTAL FUNDS
TO THE STATEMENT OF ACTIVITIES
FOR THE FISCAL YEAR ENDED JUNE 30, 2024

Net change in fund balances - total governmental funds \$ 14,926,562

*Amounts reported for governmental activities in the
statement of activities are different because:*

Governmental funds report capital outlays as expenditures.
However, in the statement of activities, the cost of those
assets is allocated over their estimated useful lives as
depreciation/amortization expense.

Capital asset additions	\$ 999,754	
Current year depreciation/amortization	(961,553)	
Total		38,201

Revenues in the statement of activities that do not provide
current financial resources are not reported as revenues in
the funds.

Property taxes	8,662	
Tuition	17,416	
Earnings on investments	63,883	
Contract services	6,275	
Intergovernmental	(111,212)	
Total		(14,976)

Repayment of lease and SBITA payable principal is an expenditure in the
governmental funds, but the repayment reduces long-term liabilities
on the statement of net position.

21,905

Issuance of SBITAs are recorded as other financing sources
in the funds; however, in the statement of activities, they are
not reported as other financing sources as they increase liabilities
on the statement of net position.

(18,749)

In the statement of activities, interest is accrued on outstanding bonds
whereas in governmental funds, an interest expenditure is reported
when due. The following items resulted in additional interest being
reported in the statement of activities:

(Increase) in accrued interest payable	(20)
--	------

Contractually required contributions are reported as expenditures in
governmental funds; however, the statement of net position reports
these amounts as deferred outflows.

Pension	1,629,140	
OPEB	8,971	
Total		1,638,111

Except for amounts reported as deferred inflows/outflows, changes
in the net pension/OPEB liability/asset are reported as
pension/OPEB expense in the statement of activities.

Pension	(1,673,296)	
OPEB	246,122	
Total		(1,427,174)

Some expenses reported in the statement of activities,
such as compensated absences, do not require the use of current
financial resources and therefore are not reported as expenditures
in governmental funds.

(174,259)

An internal service fund used by management to charge
the costs of insurance to individual funds is not reported in
the district-wide statement of activities. Governmental fund
expenditures and the related internal service fund revenues
are eliminated. The net revenue (expense) of the internal
service fund is allocated among the governmental activities.

(624,594)

Change in net position of governmental activities	\$	14,365,007
--	-----------	-------------------

SEE ACCOMPANYING NOTES TO THE BASIC FINANCIAL STATEMENTS

**DELAWARE AREA CAREER CENTER
DELAWARE COUNTY, OHIO**

STATEMENT OF NET POSITION
PROPRIETARY FUND
JUNE 30, 2024

	Governmental Activities - Internal Service Fund
Assets:	
Equity in pooled cash and cash investments	<u>\$ 1,098,613</u>
Liabilities:	
Claims payable	<u>184,694</u>
Net position:	
Unrestricted	<u><u>\$ 913,919</u></u>

SEE ACCOMPANYING NOTES TO THE BASIC FINANCIAL STATEMENTS

**DELAWARE AREA CAREER CENTER
DELAWARE COUNTY, OHIO**

STATEMENT OF REVENUES, EXPENSES AND
CHANGES IN NET POSITION
PROPRIETARY FUND
FOR THE FISCAL YEAR ENDED JUNE 30, 2024

	Governmental Activities - Internal Service Fund
Operating revenues:	
Charges for services	\$ 2,587,415
Operating expenses:	
Purchased services	571,261
Claims	2,640,748
Total operating expenses	3,212,009
Operating loss/change in net position	(624,594)
Net position at beginning of year	1,538,513
Net position at end of year	\$ 913,919

SEE ACCOMPANYING NOTES TO THE BASIC FINANCIAL STATEMENTS

**DELAWARE AREA CAREER CENTER
DELAWARE COUNTY, OHIO**

STATEMENT OF CASH FLOWS
PROPRIETARY FUND
FOR THE FISCAL YEAR ENDED JUNE 30, 2024

	Governmental Activities - Internal Service Fund
Cash flows from operating activities:	
Cash received from charges for services	\$ 2,587,415
Cash payments for contractual services	(571,261)
Cash payments for claims	<u>(2,614,115)</u>
Net cash used in operating activities	<u>(597,961)</u>
Net decrease in cash and cash investments	(597,961)
Cash and cash equivalents at beginning of year	1,696,574
Cash and cash equivalents at end of year	<u><u>\$ 1,098,613</u></u>
Reconciliation of operating loss to net cash used in operating activities:	
Operating loss	\$ (624,594)
Changes in assets and liabilities:	
Increase in claims payable	<u>26,633</u>
Net cash used in operating activities	<u><u>\$ (597,961)</u></u>

SEE ACCOMPANYING NOTES TO THE BASIC FINANCIAL STATEMENTS

**DELAWARE AREA CAREER CENTER
DELAWARE COUNTY, OHIO**

STATEMENT OF FIDUCIARY NET POSITION
FIDUCIARY FUND
JUNE 30, 2024

	<u>Custodial</u>
Assets:	
Equity in pooled cash and cash investments	<u>\$ 4,026</u>
Liabilities:	
Due to other governments	<u>4,026</u>
Net position:	
Restricted for individuals, organizations and other governments	<u><u>\$ -</u></u>

SEE ACCOMPANYING NOTES TO THE BASIC FINANCIAL STATEMENTS

**DELAWARE AREA CAREER CENTER
DELAWARE COUNTY, OHIO**

STATEMENT OF CHANGES IN FIDUCIARY NET POSITION
FIDUCIARY FUNDS
FOR THE FISCAL YEAR ENDED JUNE 30, 2024

	<u>Custodial</u>
Additions:	
Sales tax collections for the State of Ohio	<u>\$ 1,609</u>
Deductions:	
Distributions to the State of Ohio	<u>1,609</u>
Change in net position	-
Net position at beginning of year	<u>-</u>
Net position at end of year	<u><u>\$ -</u></u>

SEE ACCOMPANYING NOTES TO THE BASIC FINANCIAL STATEMENTS

THIS PAGE IS INTENTIONALLY LEFT BLANK

**DELAWARE AREA CAREER CENTER
DELAWARE COUNTY, OHIO**

**NOTES TO THE BASIC FINANCIAL STATEMENTS
FOR THE FISCAL YEAR ENDED JUNE 30, 2024**

NOTE 1 - DESCRIPTION OF THE CAREER CENTER

The Delaware Area Career Center (the “Career Center”) is a distinct political subdivision of the State of Ohio operated under the direction of a Board of Education (the “Board”) consisting of one representative from each of the participating school Career Centers’ elected boards. The Board possesses its own budgeting and taxing authority. The Career Center exposes students to job training skills leading to employment upon graduation from high school.

The Career Center was established in 1972. The Career Center serves Delaware County and other surrounding counties. It is staffed by 38 classified employees, 75 certified teaching personnel, and 14 administrative employees who provide services to 2,000 students and other community members. The Career Center currently operates one instructional/administration buildings.

NOTE 2 - SUMMARY OF SIGNIFICANT ACCOUNTING POLICIES

The basic financial statements (BFS) of the Career Center have been prepared in conformity with accounting principles generally accepted in the United States of America (GAAP) as applied to governmental units. The Governmental Accounting Standards Board (GASB) is the accepted standard-setting body for establishing governmental accounting and financial reporting principles. The Career Center’s significant accounting policies are described below.

A. Reporting Entity

The reporting entity has been defined in accordance with GASB Statement No. 14, “The Financial Reporting Entity” as amended by GASB Statement No. 39, “Determining Whether Certain Organizations Are Component Units” and GASB Statement No. 61, “The Financial Reporting Entity: Omnibus an Amendment of GASB Statements No. 14 and No. 34”. The reporting entity is composed of the primary government and component units. The primary government consists of all funds, departments, boards and agencies that are not legally separate from the Career Center. For the Career Center, this includes general operations, food service, and student related activities of the Career Center.

Component units are legally separate organizations for which the Career Center is financially accountable. The Career Center is financially accountable for an organization if the Career Center appoints a voting majority of the organization’s Governing Board and (1) the Career Center is able to significantly influence the programs or services performed or provided by the organization; or (2) the Career Center is legally entitled to or can otherwise access the organization’s resources; or (3) the Career Center is legally obligated or has otherwise assumed the responsibility to finance the deficits of, or provide financial support to, the organization; or (4) the Career Center is obligated for the debt of the organization. Component units may also include organizations that are fiscally dependent on the Career Center in that the Career Center approves the budget, the issuance of debt or the levying of taxes. Certain organizations are also included as component units if the nature and significance of the relationship between the primary government and the organization is such that exclusion by the primary government would render the primary government’s financial statements incomplete or misleading. Based upon the application of these criteria, the Career Center has no component units. The basic financial statements of the reporting entity include only those of the Career Center (the primary government).

**DELAWARE AREA CAREER CENTER
DELAWARE COUNTY, OHIO**

**NOTES TO THE BASIC FINANCIAL STATEMENTS
FOR THE FISCAL YEAR ENDED JUNE 30, 2024**

NOTE 2 - SUMMARY OF SIGNIFICANT ACCOUNTING POLICIES - (Continued)

The following organizations are described due to their relationship to the Career Center:

JOINTLY GOVERNED ORGANIZATIONS

Metropolitan Educational Technology Association (META) Solutions

The Career Center is a participant in META Solutions which is a computer consortium that resulted from the mergers between Tri-Rivers Educational Computer Association (TRECA), Metropolitan Educational Council (MEC), Metropolitan Dayton Educational Cooperative Association (MDECA), Southeastern Ohio Valley Voluntary Education Cooperative (SEOVEC), and South Central Ohio Computer Association (SCOCA). META Solutions develops, implements and supports the technology and instructional needs of schools in a cost-effective manner. META Solutions provides instructional, core, technology and purchasing services for its member Career Centers. The Board of Directors consists of the Superintendents from eleven of the member Career Centers. During fiscal year 2024, the Career Center paid META Solutions \$37,147 for services. Financial information can be obtained from Ashley Widby, who serves as Chief Financial Officer, 100 Executive Drive, Marion, Ohio 43302.

Central Ohio Regional Professional Development Center

The Central Ohio Regional Professional Development Center (the "Center") is a jointly governed organization among the school Career Centers in Delaware, Licking, Franklin, Madison, Pickaway, and Union Counties. The Center was formed to advance the State Board of Education's mission that all students can learn by creating a high performance system of education. The Center's purpose is to provide long-term ongoing meaningful professional development for all education and school support personnel. The Center is governed by a twenty-two member Board made up of representatives from the participating school Career Centers, the business community, and three institutions of higher learning. The degree of control exercised by any participating school Career Center is limited to its representation on the Board. Financial information can be obtained from Hugh Garside, Southwestern City School Career Center, 2975 Kingston Avenue, Grove City, Ohio 43123.

INSURANCE PURCHASING POOLS

Ohio School Boards Association Workers' Compensation Group Rating Plan

The Career Center participates in a group rating plan for workers' compensation as established under Section 4123.29 of the Ohio Revised Code. The Ohio School Boards Association Workers' Compensation Group Rating Plan (the "GRP") was established through the Ohio School Boards Association (OSBA) as a group purchasing pool.

The GRP's business and affairs are conducted by a three-member Board of Directors consisting of the President, the President-Elect, and the Immediate Past President of the OSBA. The Executive Director of the OSBA, or his designee, serves as coordinator of the GRP. Each year, the participating school Career Centers pay an enrollment fee to the GRP to cover the costs of administering the program.

Ohio School Plan

The Ohio School Plan (the "Plan") is a shared liability, property and fleet insurance risk pool, which is governed by a Board of thirteen school Superintendents, Business Managers and Treasurers. Harcum-Schuett, the insurance agency, has one Board seat. OSBA, BASA, and OASBO Executive Directors serve as ex-officio members. There are 450 educational entities served by the Plan. The Plan's Board elects officers for one-year terms to serve as the Board of Directors. The Board of Directors exercises control over the operation of the Plan. All Plan revenues are generated from charges for services. For more information, write to the Ohio School Plan, Hylant Administrative Services, LLC, 811 Madison Avenue, P.O. Box 2083, Toledo, Ohio 43604.

**DELAWARE AREA CAREER CENTER
DELAWARE COUNTY, OHIO**

**NOTES TO THE BASIC FINANCIAL STATEMENTS
FOR THE FISCAL YEAR ENDED JUNE 30, 2024**

NOTE 2 - SUMMARY OF SIGNIFICANT ACCOUNTING POLICIES - (Continued)

B. Fund Accounting

The Career Center uses funds to report its financial position and the results of its operations. A fund is a separate accounting entity with a self-balancing set of accounts. Fund accounting is designed to demonstrate legal compliance and to aid financial management by segregating transactions related to certain Career Center activities or functions. Funds are classified into three categories: governmental, proprietary and fiduciary. Each category is divided into separate fund types.

GOVERNMENTAL FUNDS

Governmental fund reporting focuses on the sources, uses and balances of current financial resources. Expendable assets are assigned to the various governmental funds according to the purposes for which they may or must be used. Current liabilities are assigned to the fund from which they will be paid. The difference between governmental fund assets plus deferred outflows of resources and liabilities plus deferred inflows of resources is reported as fund balance. The following are the Career Center's major governmental funds:

General fund - The general fund is used to account for and report all financial resources not accounted for and reported in another fund. The general fund balance is available for any purpose provided it is expended or transferred according to the general laws of Ohio.

Permanent improvement fund - The permanent improvement capital projects fund accounts for levy collections used for the acquisition, construction, or improvement of capital facilities.

Other governmental funds of the Career Center are used to account for:

Nonmajor special revenue funds - Special revenue funds are used to account for and report the proceeds of specific revenue sources that are restricted or committed to expenditure for specified purposes other than debt service or capital projects.

Nonmajor capital projects funds - Capital projects funds are used to account for and report financial resources that are restricted, committed, or assigned to expenditure for capital outlays, including the acquisition or construction of capital facilities and other capital assets.

PROPRIETARY FUNDS

Proprietary funds are used to account for the Career Center's ongoing activities which are similar to those often found in the private sector. The Career Center has no enterprise funds. The following is a description of the Career Center's internal service fund:

Internal service fund - The internal service fund is used to account for the financing of goods or services provided by one department or agency to other departments or agencies of the Career Center, or to other governments, on a cost-reimbursement basis. The only internal service fund of the Career Center accounts for a self-insurance program, which provides medical/surgical benefits to employees.

**DELAWARE AREA CAREER CENTER
DELAWARE COUNTY, OHIO**

**NOTES TO THE BASIC FINANCIAL STATEMENTS
FOR THE FISCAL YEAR ENDED JUNE 30, 2024**

NOTE 2 - SUMMARY OF SIGNIFICANT ACCOUNTING POLICIES - (Continued)

FIDUCIARY FUNDS

Fiduciary fund reporting focuses on net position and changes in net position. The fiduciary fund category is split into four classifications: pension trust funds, investment trust funds, private purpose trust funds and custodial funds. Trust funds are distinguished from custodial funds by the existence of a trust agreement or equivalent arrangements that have certain characteristics. The Career Center does not have any private-purpose trust funds. Custodial funds are used to report fiduciary activities that are not required to be reported in a trust fund. The Career Center's custodial funds account for sales tax activities and grant programs for which the Career Center acts as fiscal agent.

C. Basis of Presentation and Measurement Focus

Government-Wide Financial Statements - The statement of net position and the statement of activities display information about the Career Center as a whole. These statements include the financial activities of the primary government, except for fiduciary funds. Internal service fund activity is eliminated to avoid "doubling up" revenues and expenses. Interfund services provided and used are not eliminated in the process of consolidation.

The government-wide statement of activities presents a comparison between direct expenses and program revenues for each function or program of the Career Center's governmental activities. Direct expenses are those that are specifically associated with a service, program or department and are therefore clearly identifiable to a particular function. Program revenues include charges paid by the recipient of the goods or services offered by the program and grants and contributions that are restricted to meeting the operational or capital requirements of a particular program. Revenues which are not classified as program revenues are presented as general revenues of the Career Center. The comparison of direct expenses with program revenues identifies the extent to which each governmental function is self-financing or draws from the general revenues of the Career Center.

The government-wide financial statements are prepared using the economic resources measurement focus. All assets, deferred outflows of resources, liabilities, and deferred inflows of resources associated with the operation of the Career Center are included on the statement of net position.

Fund Financial Statements - Fund financial statements report detailed information about the Career Center. The focus of governmental fund financial statements is on major funds rather than reporting funds by type. Each major fund is presented in a separate column. Nonmajor funds are aggregated and presented in a single column. The internal service fund is presented in a single column on the face of the proprietary fund statements. Fiduciary funds are reported by fund type.

**DELAWARE AREA CAREER CENTER
DELAWARE COUNTY, OHIO**

**NOTES TO THE BASIC FINANCIAL STATEMENTS
FOR THE FISCAL YEAR ENDED JUNE 30, 2024**

NOTE 2 - SUMMARY OF SIGNIFICANT ACCOUNTING POLICIES - (Continued)

The accounting and financial reporting treatment applied to a fund is determined by its measurement focus. All governmental funds are accounted for using a flow of current financial resources measurement focus. With this measurement focus, only current assets and deferred outflows of resources and current liabilities and deferred inflows of resources generally are included on the balance sheet. The statement of revenues, expenditures and changes in fund balances reports on the sources (i.e., revenues and other financing sources) and uses (i.e., expenditures and other financing uses) of current financial resources. This approach differs from the manner in which the governmental activities of the government-wide financial statements are prepared. Governmental fund financial statements therefore include a reconciliation with brief explanations to better identify the relationship between the government-wide statements and the statements for governmental funds.

Like the government-wide statements, the internal service fund is accounted for on a flow of economic resources measurement focus. All assets and all liabilities associated with the operation of this fund are included on the statement of fund net position. The statement of changes in fund net position presents increases (i.e., revenues) and decreases (i.e., expenses) in net position. The statement of cash flows provides information about how the Career Center finances and meets the cash flow needs of its proprietary activity.

Proprietary funds distinguish operating revenues and expenses from nonoperating items. Operating revenues and expenses generally result from providing services and producing and delivering goods in connection with a proprietary fund's principal ongoing operation. The principal operating revenues of the Career Center's health and dental self-insurance internal service fund are charges for services (premiums). Operating expenses for the internal service fund include claims and administrative expenses. All revenues and expenses not meeting this definition are reported as nonoperating revenues and expenses.

Fiduciary funds present a statement of changes in fiduciary net position which reports additions to and deductions from custodial funds.

D. Basis of Accounting

Basis of accounting determines when transactions are recorded in the financial records and reported on the financial statements. Government-wide financial statements are prepared using the accrual basis of accounting. Governmental funds use the modified accrual basis of accounting on the fund financial statements. Proprietary and fiduciary funds also use the accrual basis of accounting. Differences in the accrual and modified accrual basis of accounting arise in the recognition of revenue, the recording of deferred inflows and outflows of resources, and in the presentation of expenses versus expenditures.

Revenues - Exchange and Nonexchange Transactions - Revenue resulting from exchange transactions, in which each party gives and receives essentially equal value, is recorded on the accrual basis when the exchange takes place. On a modified accrual basis, revenue is recorded in the fiscal year in which the resources are measurable and become available. Available means that the resources will be collected within the current fiscal year or are expected to be collected soon enough thereafter to be used to pay liabilities of the current fiscal year. For the Career Center, available means expected to be received within sixty days of fiscal year end.

Nonexchange transactions, in which the Career Center receives value without directly giving equal value in return, include property taxes, grants, entitlements and donations. On an accrual basis, revenue from property taxes is recognized in the fiscal year for which the taxes are levied (See Note 6).

Revenue from grants, entitlements and donations is recognized in the fiscal year in which all eligibility requirements have been satisfied.

**DELAWARE AREA CAREER CENTER
DELAWARE COUNTY, OHIO**

**NOTES TO THE BASIC FINANCIAL STATEMENTS
FOR THE FISCAL YEAR ENDED JUNE 30, 2024**

NOTE 2 - SUMMARY OF SIGNIFICANT ACCOUNTING POLICIES - (Continued)

Eligibility requirements include timing requirements, which specify the fiscal year when the resources are required to be used or the fiscal year when use is first permitted, matching requirements, in which the Career Center must provide local resources to be used for a specified purpose, and expenditure requirements, in which the resources are provided to the Career Center on a reimbursement basis. On a modified accrual basis, revenue from nonexchange transactions must also be available before it can be recognized.

Under the modified accrual basis, the following revenue sources are considered to be both measurable and available at fiscal year end: property taxes available as an advance, payment in lieu of taxes, interest, tuition, grants, student fees and rentals.

Deferred Outflows of Resources and Deferred Inflows of Resources - In addition to assets, the government-wide statement of net position will report a separate section for deferred outflows of resources. Deferred outflows of resources represent a consumption of net assets that applies to a future period and will not be recognized as an outflow of resources (expense/expenditure) until then. See Notes 11 and 12 for deferred outflows of resources related to net pension liability and net OPEB liability/asset, respectively.

In addition to liabilities, both the government-wide statement of net position and the governmental fund financial statements report a separate section for deferred inflows of resources. Deferred inflows of resources represent an acquisition of net assets that applies to a future period and will not be recognized as an inflow of resources (revenue) until that time. Deferred inflows of resources include property taxes and unavailable revenue. Property taxes represent amounts for which there is an enforceable legal claim as of June 30, 2024, but which were levied to finance fiscal year 2025 operations. These amounts have been recorded as a deferred inflow of resources on both the government-wide statement of net position and the governmental fund financial statements. Unavailable revenue is reported only on the governmental funds balance sheet, and represents receivables which will not be collected within the available period. Unavailable revenue includes, but is not limited to, delinquent property taxes and intergovernmental grants. These amounts are deferred and recognized as an inflow of resources in the period the amounts become available.

See Notes 11 and 12 for deferred inflows of resources related to net pension liability and net OPEB liability, respectively. These deferred inflows of resources are only reported on the government-wide statement of net position.

Unearned Revenues - Revenues received during fiscal year 2024 resulting from exchange transactions for which the Career Center has yet to provide the requisite services as of June 30, 2024 have been recorded as unearned revenue on both the government-wide and fund financial statements. The Career Center had no unearned revenues to report as of June 30, 2024.

Expenses/Expenditures - On the accrual basis of accounting, expenses are recognized at the time they are incurred. The entitlement value of donated commodities received during the fiscal year is reported in the financial statements as an expense with a like amount reported as intergovernmental revenue.

The measurement focus of governmental fund accounting is on decreases in net financial resources (expenditures) rather than expenses. Expenditures are generally recognized in the accounting period in which the related fund liability is incurred, if measurable. Allocations of cost, such as depreciation and amortization, are not recognized in governmental funds.

**DELAWARE AREA CAREER CENTER
DELAWARE COUNTY, OHIO**

**NOTES TO THE BASIC FINANCIAL STATEMENTS
FOR THE FISCAL YEAR ENDED JUNE 30, 2024**

NOTE 2 - SUMMARY OF SIGNIFICANT ACCOUNTING POLICIES - (Continued)

E. Budgets

The budgetary process is prescribed by provisions of the Ohio Revised Code and entails the preparation of budgetary documents within an established timetable. The major documents prepared are the tax budget, the certificate of estimated resources, and the appropriation resolution, all of which are prepared on the budgetary basis of accounting. The certificate of estimated resources and the appropriation resolution are subject to amendment throughout the year with the legal restriction that appropriations cannot exceed estimated resources, as certified.

The specific timetable for fiscal year 2024 is as follows:

1. Prior to January 15, the Superintendent and Treasurer submit to the Board of Education a proposed operating budget for the fiscal year commencing the following July 1. The budget includes proposed expenditures and the means of financing for all funds. Public hearings are publicized and conducted to obtain taxpayers' comments. The purpose of this budget document is to reflect the need for existing (or increased) tax rates.
2. By no later than January 20, the Board-adopted budget is filed with the Delaware County Budget Commission for tax rate determination.
3. Prior to April 1, the Board of Education accepts, by formal resolution, the tax rates as determined by the Budget Commission and receives the Commission's certificate of estimated resources, which states the projected revenue of each fund. Prior to July 1, the Career Center must revise its budget so that total contemplated expenditures from any fund during the ensuing year will not exceed the amount stated in the certificate of estimated resources. The revised budget then serves as a basis for the appropriation measure. On or about July 1, the certificate of estimated resources is amended to include any unencumbered balances from the preceding year as reported by the Career Center Treasurer.

The certificate of estimated resources may be further amended during the year if projected increases or decreases in revenue are identified by the Career Center Treasurer. The amounts reported in the budgetary statement reflect the amounts set forth in the original and final certificates of estimated resources issued for fiscal year 2024.

4. By July 1, the annual appropriation resolution is legally enacted by the Board of Education at the fund level of expenditures for all funds, which is the legal level of budgetary control. (State statute permits a temporary appropriation to be effective until no later than October 1 of each year.) Appropriations by fund must be within the estimated resources as certified by the County Budget Commission and the total of expenditures and encumbrances may not exceed the appropriation totals.
5. All funds, other than custodial funds, are legally required to be budgeted and appropriated. Short-term interfund loans are not required to be budgeted since they represent a temporary cash flow resource and are intended to be repaid.
6. Any revisions that alter the legal level of budgetary control must be approved by the Board of Education.
7. Formal budgetary integration is employed as a management control device during the year for all funds, consistent with statutory provisions.
8. Appropriation amounts are as originally adopted, or as amended by the Board of Education through the year by supplemental appropriations, which either reallocated or increased the original and final appropriated amounts. All supplemental appropriations were legally enacted by the Board during fiscal year 2024.

**DELAWARE AREA CAREER CENTER
DELAWARE COUNTY, OHIO**

**NOTES TO THE BASIC FINANCIAL STATEMENTS
FOR THE FISCAL YEAR ENDED JUNE 30, 2024**

NOTE 2 - SUMMARY OF SIGNIFICANT ACCOUNTING POLICIES - (Continued)

9. Unencumbered appropriations lapse at year end. Encumbered appropriations are carried forward to the succeeding fiscal year and need not be reappropriated. Cash disbursements plus encumbrances may not legally exceed budgeted appropriations at the legal level of budgetary control for the fund.

F. Cash and Investments

To improve cash management, cash received by the Career Center is pooled. Monies for all funds are maintained in this pool. Individual fund integrity is maintained through the Career Center's records. Each fund's interest in the pool is presented as "equity in pooled cash and investments" on the basic financial statements.

During fiscal year 2024, investments were limited to Federal Farm Credit Bank (FFCB) securities, Federal Home Loan Bank (FHLB) securities, Federal Home Loan Mortgage Corporation (FHLMC) securities, Federal National Mortgage Association (FNMA) securities, U.S Treasury notes, negotiable certificates of deposit (CD), U.S. Government money market mutual fund, and investments in the State Treasury Asset Reserve of Ohio (STAR Ohio). Except for STAR Ohio discussed below, investments are reported at fair value which is based on quoted market prices.

The Career Center invested in STAR Ohio. STAR Ohio (the State Treasury Asset Reserve of Ohio), is an investment pool managed by the State Treasurer's Office which allows governments within the State to pool their funds for investment purposes. STAR Ohio is not registered with the SEC as an investment company, but has adopted Governmental Accounting Standards Board (GASB), Statement No. 79, "Certain External Investment Pools and Pool Participants." The Career Center measures their investment in STAR Ohio at the net asset value (NAV) per share provided by STAR Ohio. The NAV per share is calculated on an amortized cost basis that provides an NAV per share that approximates fair value.

There were no limitations or restrictions on any participant withdrawals due to redemption notice periods, liquidity fees, or redemption gates. However, 24 hours notice in advance of all deposits and withdrawals exceeding \$100 million is encouraged. STAR Ohio reserves the right to limit the transaction to \$250 million, requiring the excess amount to be transacted the following business day(s), but only to the \$250 million limit. All accounts of the participant will be combined for these purposes.

Under existing Ohio statute, interest earnings are allotted to the general fund unless the Board of Education has, by resolution, specified funds to receive an allocation of interest earnings. Interest revenue credited to the general fund during fiscal year 2024 amounted to \$1,778,681, which includes \$1,222,471 assigned from other Career Center funds.

For presentation on the basic financial statements, investments of the cash management pool and investments with original maturities of three months or less at the time they are purchased by the Career Center are considered to be cash equivalents. Investments with an initial maturity of more than three months are reported as investments.

An analysis of the Career Center's investment account at fiscal year-end is provided in Note 4.

G. Inventory

On government-wide and fund financial statements, purchased inventories are presented at the lower of cost or market and donated commodities are presented at their entitlement value. Inventories are recorded on a first-in, first-out basis and are expended/expensed when used. Inventories are accounted for using the consumption method on both the fund financial statements and the government-wide statements.

**DELAWARE AREA CAREER CENTER
DELAWARE COUNTY, OHIO**

**NOTES TO THE BASIC FINANCIAL STATEMENTS
FOR THE FISCAL YEAR ENDED JUNE 30, 2024**

NOTE 2 - SUMMARY OF SIGNIFICANT ACCOUNTING POLICIES - (Continued)

On the fund financial statements, reported materials and supplies inventory is equally offset by nonspendable fund balance in the governmental funds, which indicates that it does not constitute available spendable resources even though it is a component of net current assets.

Inventories consist of donated food, purchased food, and non-food supplies.

H. Capital Assets

General capital assets are those assets specifically related to governmental activities. These assets generally result from expenditures in the governmental funds. These assets are reported in the governmental activities column of the government-wide statement of net position, but are not reported in the fund financial statements.

All capital assets are capitalized at cost (or estimated historical cost) and updated for additions and deductions during the year. Donated capital assets are recorded at their acquisition values as of the date received. The Career Center maintains its capitalization threshold at \$2,500. Improvements are capitalized; the costs of normal maintenance and repairs that do not add to the value of the asset or materially extend an asset's life are not. The Career Center does not possess infrastructure.

All reported capital assets except land and construction in progress are depreciated. Improvements are depreciated over the remaining useful lives of the related capital assets. Depreciation is computed using the straight-line method over the following useful lives:

<u>Description</u>	<u>Governmental Activities Estimated Lives</u>
Land improvements	25 years
Buildings and improvements	10 - 50 years
Furniture and equipment	5 - 20 years
Intangible leased assets	5 years
SBITA assets	5 years
Vehicles	6 - 10 years

The Career Center is reporting intangible right to use assets related to leased equipment and Subscription Based Information Technology Arrangements (SBITAs). The intangible assets are being amortized in a systematic and rational manner of the shorter of the lease/SBITA term or the useful life of the underlying asset.

I. Interfund Balances

On fund financial statements, receivables and payables resulting from short-term interfund loans are classified as "interfund loans receivable/payable" and "loans receivable/payable". The "interfund loans receivable/payable" balance is eliminated in the governmental activities column on the statement of net position. The "loans receivable/payable" balance is reported in both the government-wide and fund financial statements for amounts due to/from custodial funds. The Career Center did not have any "loans receivable/payable" in fiscal year 2024.

J. Compensated Absences

Compensated absences of the Career Center consist of vacation leave and sick leave to the extent that payments to the employee for these absences are attributable to services already rendered and are not contingent on a specific event that is outside the control of the Career Center and the employee.

**DELAWARE AREA CAREER CENTER
DELAWARE COUNTY, OHIO**

**NOTES TO THE BASIC FINANCIAL STATEMENTS
FOR THE FISCAL YEAR ENDED JUNE 30, 2024**

NOTE 2 - SUMMARY OF SIGNIFICANT ACCOUNTING POLICIES - (Continued)

In accordance with the provisions of GASB Statement No. 16, “Accounting for Compensated Absences”, a liability for vacation leave is accrued if a) the employees’ rights to payment are attributable to services already rendered; and b) it is probable that the employer will compensate the employees for the benefits through paid time off or other means, such as cash payment at termination or retirement. An accrual for earned sick leave is made to the extent that it is probable that the benefits will result in termination (severance) payments. A liability for sick leave is accrued using the vesting method; i.e., the liability is based on the sick leave accumulated at the balance sheet date by those employees who are currently eligible to receive termination (severance) payments, as well as those employees expected to become eligible in the future. For purposes of establishing a liability for sick leave on employees expected to become eligible to retire in the future, all employees with at least 10 years of service at any age were considered expected to become eligible to retire in accordance with GASB Statement No. 16.

The total liability for vacation leave and sick leave payments has been calculated using pay rates in effect at June 30, 2024 and reduced to the maximum payment allowed by labor contract and/or statute, plus any additional salary related payments.

The entire compensated absences liability is reported on the government-wide financial statements.

For governmental fund financial statements, the current portion of unpaid compensated absences is the amount expected to be paid using expendable available resources. These amounts are recorded in the account “compensated absences payable” in the funds from which the employees who have accumulated unpaid leave are paid. The noncurrent portion of the liability is not reported.

K. Accrued Liabilities and Long-Term Obligations

All payables, accrued liabilities and long-term obligations are reported in the government-wide financial statements, and all payables, accrued liabilities, and long-term obligations payable from the proprietary fund are reported in the proprietary fund financial statements.

In general, governmental fund payables and accrued liabilities that, once incurred, are paid in a timely manner and in full from current financial resources are reported as obligations of the funds. However, compensated absences that will be paid from governmental funds are reported as a liability in the fund financial statements only to the extent that they are due for payment during the current fiscal year. Capital lease obligations are recognized as a liability in the fund financial statements when due. Net pension/OPEB liability should be recognized in the governmental funds to the extent that benefit payments are due and payable and the pension/OPEB plan’s fiduciary net position is not sufficient for payment of those benefits.

L. Fund Balance

Fund balance is divided into five classifications based primarily on the extent to which the Career Center is bound to observe constraints imposed upon the use of the resources in the governmental funds. The classifications are as follows:

Nonspendable - The nonspendable fund balance classification includes amounts that cannot be spent because they are not in spendable form or legally required to be maintained intact. The “not in spendable form” criterion includes items that are not expected to be converted to cash.

Restricted - Fund balance is reported as restricted when constraints are placed on the use of resources that are either externally imposed by creditors (such as through debt covenants), grantors, contributors, or laws or regulations of other governments, or imposed by law through constitutional provisions or enabling legislation.

**DELAWARE AREA CAREER CENTER
DELAWARE COUNTY, OHIO**

**NOTES TO THE BASIC FINANCIAL STATEMENTS
FOR THE FISCAL YEAR ENDED JUNE 30, 2024**

NOTE 2 - SUMMARY OF SIGNIFICANT ACCOUNTING POLICIES - (Continued)

Committed - The committed fund balance classification includes amounts that can be used only for the specific purposes imposed by a formal action (resolution) of the Career Center Board of Education (the highest level of decision making authority). Those committed amounts cannot be used for any other purpose unless the Career Center Board of Education removes or changes the specified use by taking the same type of action (resolution) it employed to previously commit those amounts. Committed fund balance also incorporates contractual obligations to the extent that existing resources in the fund have been specifically committed for use in satisfying those contractual requirements.

Assigned - Amounts in the assigned fund balance classification are intended to be used by the Career Center for specific purposes, but do not meet the criteria to be classified as restricted nor committed. In governmental funds other than the general fund, assigned fund balance represents the remaining amount that is not restricted or committed. In the general fund, assigned amounts represent intended uses established by policies of the Career Center Board of Education, which includes giving the Treasurer the authority to constrain monies for intended purposes.

Unassigned - Unassigned fund balance is the residual classification for the general fund and includes all spendable amounts not contained in the other classifications. In other governmental funds, the unassigned classification is only used to report a deficit fund balance resulting from overspending for specific purposes for which amounts had been restricted, committed, or assigned.

The Career Center applies restricted resources first when expenditures are incurred for purposes for which restricted and unrestricted (committed, assigned, and unassigned) fund balance is available. Similarly, within unrestricted fund balance, committed amounts are reduced first followed by assigned, and then unassigned amounts when expenditures are incurred for purposes for which amounts in any of the unrestricted fund balance classifications could be used.

M. Net Position

Net position represents the difference between assets plus deferred outflows of resources and liabilities plus deferred inflows of resources. The net position component "net investment in capital assets," consists of capital assets, net of accumulated depreciation, reduced by the outstanding balances of any borrowing or liabilities used for the acquisition, construction or improvement of those assets. Deferred outflows of resources and deferred inflows of resources that are attributable to the acquisition, construction or improvement of those assets or related debt also should be included in this component of net position. Net position is reported as restricted when there are limitations imposed on its use either through the enabling legislation adopted by the Career Center or through external restrictions imposed by creditors, grantors or laws or regulations of other governments.

The Career Center applies restricted resources first when an expense is incurred for purposes for which both restricted and unrestricted net position is available.

N. Prepayments

Certain payments to vendors reflect the costs applicable to future accounting periods and are recorded as prepayments in both government-wide and fund financial statements. These items are reported in the financial statements using the consumption method. A current asset for the prepaid amounts is recorded at the time of the purchase and the expenditure/expense is reported in the year in which services are consumed. At fiscal year end, because prepayments are not available to finance future governmental fund expenditures, the fund balance is considered nonspendable in an amount equal to the carrying value of the asset on the fund financial statements.

**DELAWARE AREA CAREER CENTER
DELAWARE COUNTY, OHIO**

**NOTES TO THE BASIC FINANCIAL STATEMENTS
FOR THE FISCAL YEAR ENDED JUNE 30, 2024**

NOTE 2 - SUMMARY OF SIGNIFICANT ACCOUNTING POLICIES - (Continued)

O. Estimates

The preparation of the basic financial statements in conformity with GAAP requires management to make estimates and assumptions that affect the amounts reported in the basic financial statements and accompanying notes. Actual results may differ from those estimates.

P. Interfund Activity

Exchange transactions between funds are reported as revenues in the seller funds and as expenditures/expenses in the purchaser funds. Flows of cash or goods from one fund to another without a requirement for repayment are reported as interfund transfers. Interfund transfers are reported as other financing sources/uses in governmental funds. Repayments from funds responsible for particular expenditures/expenses to the funds that initially paid for them are not presented on the financial statements.

Q. Pensions/Other Postemployment Benefits (OPEB)

For purposes of measuring the net pension/OPEB liability, net OPEB asset, deferred outflows of resources and deferred inflows of resources related pensions/OPEB, and pension/OPEB expense, information about the fiduciary net position of the pension/OPEB plans and additions to/deductions from their fiduciary net position have been determined on the same basis as they are reported by the pension/OPEB plan. For this purpose, benefit payments (including refunds of employee contributions) are recognized when due and payable in accordance with the benefit terms. The pension/OPEB plans report investments at fair value.

R. Extraordinary and Special Items

Extraordinary items are transactions or events that are both unusual in nature and infrequent in occurrence. Special items are transactions or events that are within the control of the Board of Education and that are either unusual in nature or infrequent in occurrence. Neither type of transaction occurred during fiscal year 2024.

S. Fair Value Measurements

The Career Center categorizes its fair value measurements within the fair value hierarchy established by GAAP. The hierarchy is based on the valuation inputs used to measure the fair value of the asset. Level 1 inputs are quoted prices in active markets for identical assets; Level 2 inputs are significant other observable inputs; Level 3 inputs are significant unobservable inputs.

**DELAWARE AREA CAREER CENTER
DELAWARE COUNTY, OHIO**

**NOTES TO THE BASIC FINANCIAL STATEMENTS
FOR THE FISCAL YEAR ENDED JUNE 30, 2024**

NOTE 3 - ACCOUNTABILITY AND COMPLIANCE

A. Change in Accounting Principles

For fiscal year 2024, the Career Center has implemented certain paragraphs from GASB Implementation Guide No. 2021-1, certain paragraphs of GASB Statement No. 99, "*Omnibus 2022*", GASB Statement No. 100, "*Accounting Changes and Error Corrections - an amendment of GASB Statement No. 62*" and Implementation Guide No. 2023-1.

GASB Implementation Guide 2021-1 provides clarification on issues related to previously established GASB guidance. The implementation of GASB Implementation Guide 2021-1 did not have an effect on balances previously report by the Career Center.

GASB Statement No. 99 is to enhance comparability in accounting and financial reporting and to improve the consistency of authoritative literature by addressing (1) practice issues that have been identified during implementation and application of certain GASB Statements and (2) accounting and financial reporting for financial guarantees. The implementation of GASB Statement No. 99 did not have an effect on the financial statements of the Career Center.

GASB Statement No. 100 is to enhance accounting and financial reporting requirements for accounting changes and error corrections to provide more understandable, reliable, relevant, consistent, and comparable information for making decisions or assessing accountability. The implementation of GASB Statement No. 100 did not have an effect on the financial statements of the Career Center.

GASB Implementation Guide 2023-1 provides clarification on issues related to previously established GASB guidance. The implementation of GASB Implementation Guide 2023-1 did not have an effect on the financial statements of the Career Center.

B. Deficit Fund Balances

Fund balances at June 30, 2024 included the following individual fund deficits:

<u>Nonmajor governmental funds</u>	<u>Deficit</u>
Adult basic education	\$ 10,333
Adult high school	51,974

The general fund is liable for any deficit in these funds and provides transfers when cash is required, not when accruals occur. The deficit fund balances resulted from adjustments for accrued liabilities.

**DELAWARE AREA CAREER CENTER
DELAWARE COUNTY, OHIO**

**NOTES TO THE BASIC FINANCIAL STATEMENTS
FOR THE FISCAL YEAR ENDED JUNE 30, 2024**

NOTE 4 - DEPOSITS AND INVESTMENTS

State statutes classify monies held by the Career Center into three categories.

Active deposits are public deposits necessary to meet current demands on the treasury. Such monies must be maintained either as cash in the Career Center treasury, in commercial accounts payable or withdrawable on demand, including negotiable order of withdrawal (NOW) accounts, or in money market deposit accounts.

Inactive deposits are public deposits that the Board of Education has identified as not required for use within the current five year period of designation of depositories. Inactive deposits must either be evidenced by certificates of deposit maturing not later than the end of the current period of designation of depositories, or by savings or deposit accounts including, but not limited to, passbook accounts.

Interim deposits are deposits of interim monies. Interim monies are those monies which are not needed for immediate use, but which will be needed before the end of the current period of designation of depositories.

Interim deposits must be evidenced by time certificates of deposit maturing not more than one year from the date of deposit or by savings or deposit accounts including passbook accounts.

Interim monies may be deposited or invested in the following securities:

1. United States Treasury Notes, Bills, Bonds, or any other obligation or security issued by the United States Treasury or any other obligation guaranteed as to principal and interest by the United States;
2. Bonds, notes, debentures, or any other obligations or securities issued by any federal government agency or instrumentality, including, but not limited to, the Federal National Mortgage Association, Federal Home Loan Bank, Federal Farm Credit Bank, Federal Home Loan Mortgage Corporation, and Government National Mortgage Association. All federal agency securities shall be direct issuances of federal government agencies or instrumentalities;
3. Written repurchase agreements in the securities listed above provided that the fair value of the securities subject to the repurchase agreement must exceed the principal value of the agreement by at least two percent and be marked to market daily, and that the term of the agreement must not exceed thirty days;
4. Bonds and other obligations of the State of Ohio, and with certain limitations including a requirement for maturity within ten years from the date of settlement, bonds and other obligations of political subdivisions of the State of Ohio, if training requirements have been met;
5. Time certificates of deposit or savings or deposit accounts including, but not limited to, passbook accounts;
6. No-load money market mutual funds consisting exclusively of obligations described in division (1) or (2) and repurchase agreements secured by such obligations, provided that investments in securities described in this division are made only through eligible institutions;
7. The State Treasurer's investment pool, the State Treasury Asset Reserve of Ohio (STAR Ohio); and,
8. Certain bankers' acceptances for a period not to exceed one hundred eighty days) and commercial paper notes (for a period not to exceed two hundred seventy days) in an amount not to exceed 40 percent of the interim monies available for investment at any one time if training requirements have been met.

**DELAWARE AREA CAREER CENTER
DELAWARE COUNTY, OHIO**

**NOTES TO THE BASIC FINANCIAL STATEMENTS
FOR THE FISCAL YEAR ENDED JUNE 30, 2024**

NOTE 4 - DEPOSITS AND INVESTMENTS - (Continued)

Protection of the deposits is provided by the Federal Deposit Insurance Corporation (FDIC), by eligible securities pledged by the financial institution as security for repayment, or by the financial institutions participation in the Ohio Pooled Collateral System (OPCS), a collateral pool of eligible securities deposited with a qualified trustee and pledged to the Treasurer of State to secure the repayment of all public monies deposited in the financial institution.

Investments in stripped principal or interest obligations, reverse repurchase agreements and derivatives are prohibited. The issuance of taxable notes for the purpose of arbitrage, the use of leverage and short selling are also prohibited. Except as noted above, an investment must mature within five years from the date of purchase unless matched to a specific obligation or debt of the Career Center, and must be purchased with the expectation that it will be held to maturity. Investments may only be made through specified dealers and institutions. Payment for investments may be made only upon delivery of the securities representing the investments to the Treasurer or, if the securities are not represented by a certificate, upon receipt of confirmation of transfer from the custodian.

A. Cash on Hand

At fiscal year end, the Career Center had \$275 in undeposited cash on hand, which is included on the financial statements of the Career Center as part of “equity in pooled cash and investments”.

B. Deposits with Financial Institutions

At June 30, 2024, the carrying amount of all Career Center deposits was \$3,139,683 and the bank balance of all Career Center deposits was \$3,270,715. Of the bank balance, \$250,000 was covered by the FDIC and \$3,020,715 was covered by the Ohio Pooled Collateral System.

Custodial credit risk is the risk that, in the event of bank failure, the Career Center will not be able to recover deposits or collateral securities that are in the possession of an outside party. The Career Center has no deposit policy for custodial credit risk beyond the requirements of State statute. Ohio law requires that deposits either be insured or protected by (1) eligible securities pledged to the Career Center and deposited with a qualified trustee by the financial institution as security for repayment whose fair value at all times shall be at least 105 percent of the deposits being secured, or (2) participation in the Ohio Pooled Collateral System (OPCS), a collateral pool of eligible securities deposited with a qualified trustee and pledged to the Treasurer of State to secure the repayment of all public monies deposited in the financial institution. OPCS requires the total fair value of the securities pledged to be 102 percent of the deposits being secured or a rate set by the Treasurer of State. For 2024, the Career Center’s financial institutions were approved for a reduced collateral rate of 102 percent through the OPCS. Although all statutory requirements for the deposit of money had been followed, noncompliance with Federal requirements could potentially subject the Career Center to a successful claim by the FDIC.

**DELAWARE AREA CAREER CENTER
DELAWARE COUNTY, OHIO**

**NOTES TO THE BASIC FINANCIAL STATEMENTS
FOR THE FISCAL YEAR ENDED JUNE 30, 2024**

NOTE 4 - DEPOSITS AND INVESTMENTS - (Continued)

C. Investments

As of June 30, 2024, the Career Center had the following investments and maturities:

Measurement/ Investment type	Measurement Amount	Investment Maturities				
		6 Months or Less	7 to 12 Months	13 to 18 Months	19 to 24 Months	Greater Than 24 Months
<i>Fair Value:</i>						
Negotiable CDs	\$ 6,032,130	\$ 729,534	\$ 1,474,554	\$ 2,919,285	\$ 251,217	\$ 657,540
FFCB	2,201,962	482,049	719,423	-	-	1,000,490
FHLB	8,867,489	1,470,811	493,570	3,090,138	948,760	2,864,210
FHLMC	2,478,695	-	-	-	-	2,478,695
FNMA	727,746	-	-	727,746	-	-
U.S. Treasury notes	6,490,091	-	-	-	1,301,924	5,188,167
U.S. Government Money Market Mutual fund	1,160,373	1,160,373	-	-	-	-
<i>Amortized Cost:</i>						
STAR Ohio	20,397,058	20,397,058	-	-	-	-
Total	\$ 48,355,544	\$ 24,239,825	\$ 2,687,547	\$ 6,737,169	\$ 2,501,901	\$ 12,189,102

The weighted average maturity of investments is 1.18 years.

The Career Center's investments in U.S. Government money market mutual funds are valued using quoted market prices in active markets (Level 1 inputs). The Career Center's investments in negotiable CD's, Federal agency securities, and U.S. Treasury notes are valued using quoted prices in markets that are not considered to be active, dealer quotations or alternative pricing sources for similar assets or liabilities for which all significant inputs are observable, either directly or indirectly (Level 2 inputs). As discussed in Note 2.F, investments in STAR Ohio are measured at their net asset value per share.

Interest Rate Risk: Interest rate risk arises as potential purchasers of debt securities will not agree to pay face value for those securities if interest rates subsequently increase. As a means of limiting its exposure to fair value losses arising from rising interest rates and according to State law, the Career Center's investment policy limits investment portfolio maturities to five years or less.

Credit Risk: The Career Center's investments in STAR Ohio and the U.S. Government money market mutual fund are rated AAAm by Standard & Poor's. STAR Ohio must maintain the highest letters or numerical rating provided by at least one nationally recognized standard rating service. The Career Center's investments in negotiable CDs are not rated as they are fully covered by the FDIC. The Career Center's investments in federal agency securities and U.S. Treasury notes are rated AA+ and Aaa by Standard & Poor's and Moody's Investor Services, respectively. The Career Center's investment policy does not specifically address credit risk beyond the adherence to all relevant sections of the Ohio Revised Code.

Custodial Credit Risk: For an investment, custodial credit risk is the risk that, in the event of the failure of the counterparty, the Career Center will not be able to recover the value of its investments or collateral securities that are in the possession of an outside party. The Career Center has no investment policy dealing with investment custodial risk beyond the requirement in State statute that prohibits payment for investments prior to the delivery of the securities representing such investments to the Treasurer or qualified trustee.

**DELAWARE AREA CAREER CENTER
DELAWARE COUNTY, OHIO**

**NOTES TO THE BASIC FINANCIAL STATEMENTS
FOR THE FISCAL YEAR ENDED JUNE 30, 2024**

NOTE 4 - DEPOSITS AND INVESTMENTS - (Continued)

Concentration of Credit Risk: The Career Center places no limit on the amount that may be invested in any one issuer. The following table includes the percentage of each investment type held by the Career Center at June 30, 2024:

<u>Measurement/ Investment type</u>	<u>Measurement Amount</u>	<u>% of Total</u>
<i>Fair Value:</i>		
Negotiable CDs	\$ 6,032,130	12.47
FFCB	2,201,962	4.55
FHLB	8,867,489	18.34
FHLMC	2,478,695	5.13
FNMA	727,746	1.50
U.S. Treasury notes	6,490,091	13.42
U.S. Government Money		
Market Mutual fund	1,160,373	2.40
<i>Amortized Cost:</i>		
STAR Ohio	<u>20,397,058</u>	<u>42.19</u>
Total	<u>\$ 48,355,544</u>	<u>100.00</u>

D. Reconciliation of Cash and Investments to the Statement of Net Position

The following is a reconciliation of cash and investments as reported in the note above to cash and investments as reported on the statement of net position as of June 30, 2024:

<u>Cash and investments per note</u>	
Carrying amount of deposits	\$ 3,139,683
Investments	48,355,544
Cash on hand	<u>275</u>
Total	<u>\$ 51,495,502</u>

<u>Cash and investments per statement of net position</u>	
Governmental activities	\$ 51,491,476
Custodial funds	<u>4,026</u>
Total	<u>\$ 51,495,502</u>

**DELAWARE AREA CAREER CENTER
DELAWARE COUNTY, OHIO**

**NOTES TO THE BASIC FINANCIAL STATEMENTS
FOR THE FISCAL YEAR ENDED JUNE 30, 2024**

NOTE 5 - INTERFUND TRANSACTIONS

- A. Interfund loans receivable/payable consisted of the following at June 30, 2024, as reported on the fund financial statements:

<u>Receivable fund</u>	<u>Payable funds</u>	<u>Amount</u>
General fund	Nonmajor governmental funds	<u>\$ 521,748</u>

The primary purpose of the interfund balances is to cover costs in specific funds where revenues were not received by June 30. These interfund balances will be repaid once the anticipated revenues are received. All interfund balances are expected to be repaid within one year.

Interfund balances between governmental funds are eliminated in the government-wide financial statements; therefore, no internal balances at June 30, 2024 are reported on the statement of net position.

- B. Interfund transfers for the year ended June 30, 2024 consisted of the following, as reported on the fund financial statements:

	<u>Amount</u>
<u>Transfers from general fund to:</u>	
Permanent Improvement fund	\$ 7,300,000
Nonmajor governmental funds	<u>175,000</u>
Total	<u>\$ 7,475,000</u>

Transfers are used to (1) move revenues from the fund that statute or budget requires to collect them to the fund that statute or budget requires to expend them, and (2) use unrestricted revenues collected in the general fund to finance various programs accounted for in other funds in accordance with budgetary authorizations.

The transfers from the general fund to the nonmajor governments fund were primarily to support food service operations.

Interfund transfers between governmental funds are eliminated on the government-wide financial statements; therefore, no transfers are reported in the statement of activities.

All transfers during fiscal year 2024 were made in accordance with Ohio Revised Code Sections 5705.14, 5705.15 and 5704.16.

**DELAWARE AREA CAREER CENTER
DELAWARE COUNTY, OHIO**

**NOTES TO THE BASIC FINANCIAL STATEMENTS
FOR THE FISCAL YEAR ENDED JUNE 30, 2024**

NOTE 6 - PROPERTY TAXES

Property taxes are levied and assessed on a calendar year basis while the Career Center fiscal year runs from July through June. First half tax collections are received by the Career Center in the second half of the fiscal year. Second half tax distributions occur in the first half of the following fiscal year.

Property taxes include amounts levied against all real property and public utility property. Real property tax revenues received in calendar year 2024 represent the collection of calendar year 2023 taxes. Real property taxes received in calendar year 2024 were levied after April 1, 2023, on the assessed values as of January 1, 2023, the lien date. Assessed values for real property taxes are established by State statute at 35 percent of appraised fair value. Real property taxes are payable annually or semiannually. If paid annually, payment is due December 31; if paid semiannually, the first payment is due December 31, with the remainder payable by June 20. Under certain circumstances, State statute permits alternate payment dates to be established. Public utility property tax revenues received in calendar year 2024 represent the collection of calendar year 2024 taxes. Public utility real and personal property taxes received in calendar year 2024 became a lien on December 31, 2022, were levied after April 1, 2023, and are collected with real property taxes. Public utility real property is assessed at 35 percent of true value; public utility tangible personal property is currently assessed at varying percentages of true value.

The Career Center receives property taxes from Delaware, Franklin, Morrow, Union, and Marion Counties. The County Auditors periodically advance to the Career Center its portion of the taxes collected. Second-half real property tax payments collected by the County by June 30, 2024, are available to finance fiscal year 2024 operations. The amount available as an advance at June 30, 2024 and 2023 were:

	<u>June 30, 2024</u>	<u>June 30, 2023</u>
Major governmental funds:		
General fund	\$ 5,666,282	\$ 4,386,683
Permanent improvement fund	497,151	510,592

The amount of second-half real property taxes available for advance at fiscal year-end can vary based on the date the tax bills are sent.

Accrued property taxes receivable includes real property, public utility property and delinquent tangible personal property taxes which are measurable as of June 30, 2024 and for which there is an enforceable legal claim. Although total property tax collections for the next fiscal year are measurable, only the amount of real property taxes available as an advance at June 30 was levied to finance current fiscal year operations and is reported as revenue at fiscal year-end. The portion of the receivable not levied to finance current fiscal year operations is offset by a credit to deferred inflows.

On the accrual basis of accounting, collectible delinquent property taxes have been recorded as a receivable and revenue, while on a modified accrual basis of accounting the revenue has been reported as a deferred inflow.

**DELAWARE AREA CAREER CENTER
DELAWARE COUNTY, OHIO**

**NOTES TO THE BASIC FINANCIAL STATEMENTS
FOR THE FISCAL YEAR ENDED JUNE 30, 2024**

NOTE 6 - PROPERTY TAXES - (Continued)

The assessed values upon which the fiscal year 2024 taxes were collected are:

	2023 Second Half Collections		2024 First Half Collections	
	<u>Amount</u>	<u>Percent</u>	<u>Amount</u>	<u>Percent</u>
Agricultural/residential and other real estate	\$ 7,793,661,200	94.23	\$ 10,645,621,990	95.61
Public utility personal	<u>477,226,860</u>	<u>5.77</u>	<u>488,287,170</u>	<u>4.39</u>
Total	<u>\$ 8,270,888,060</u>	<u>100.00</u>	<u>\$ 11,133,909,160</u>	<u>100.00</u>
Tax rate per \$1,000 of assessed valuation	\$ 3.20		\$ 3.20	

NOTE 7 - RECEIVABLES

Receivables at June 30, 2024 consisted of property taxes, accounts (billings for user charged services and student fees), and intergovernmental grants and entitlements. All receivables are considered collectible in full due to the ability to foreclose for the nonpayment of taxes, the stable condition of State programs and the current year guarantee of federal funds.

A list of the principal items of receivables reported on the statement of net position follows:

Governmental activities:

Property taxes	\$ 22,163,706
Accounts	91,953
Accrued interest	185,606
Intergovernmental	<u>420,511</u>
Total	<u>\$ 22,861,776</u>

Receivables have been disaggregated on the face of the basic financial statements. All receivables are expected to be collected within the subsequent year.

**DELAWARE AREA CAREER CENTER
DELAWARE COUNTY, OHIO**

**NOTES TO THE BASIC FINANCIAL STATEMENTS
FOR THE FISCAL YEAR ENDED JUNE 30, 2024**

NOTE 8 - CAPITAL ASSETS

Capital asset activity for the fiscal year ended June 30, 2024, was as follows:

	Balance June 30, 2023	Additions	Deductions	Balance June 30, 2024
Governmental activities:				
Capital assets, not being depreciated/amortized:				
Land	\$ 524,244	\$ -	\$ -	\$ 524,244
Construction in progress	83,000	83,000	-	166,000
Total capital assets, not being depreciated/amortized	<u>607,244</u>	<u>83,000</u>	<u>-</u>	<u>690,244</u>
Capital assets, being depreciated/amortized:				
Land improvements	475,433	109,473	-	584,906
Buildings and improvements	54,221,184	63,581	-	54,284,765
Furniture and equipment	5,172,001	714,851	-	5,886,852
Vehicles	172,349	-	-	172,349
Intangible right to use:				
Leased equipment	92,734	-	-	92,734
SBITAs	7,769	28,849	-	36,618
Total capital assets, being depreciated/amortized	<u>60,141,470</u>	<u>916,754</u>	<u>-</u>	<u>61,058,224</u>
Less: accumulated depreciation/amortization:				
Land improvements	(144,519)	(24,205)	-	(168,724)
Buildings and improvements	(4,192,365)	(617,159)	-	(4,809,524)
Furniture and equipment	(3,059,193)	(296,939)	-	(3,356,132)
Vehicles	(168,865)	(510)	-	(169,375)
Intangible right to use:				
Leased equipment	(55,641)	(18,547)	-	(74,188)
SBITAs	(2,590)	(4,193)	-	(6,783)
Total accumulated depreciation/amortization	<u>(7,623,173)</u>	<u>(961,553)</u>	<u>-</u>	<u>(8,584,726)</u>
Governmental activities capital assets, net	<u>\$ 53,125,541</u>	<u>\$ 38,201</u>	<u>\$ -</u>	<u>\$ 53,163,742</u>

**DELAWARE AREA CAREER CENTER
DELAWARE COUNTY, OHIO**

NOTES TO THE BASIC FINANCIAL STATEMENTS
FOR THE FISCAL YEAR ENDED JUNE 30, 2024

NOTE 8 - CAPITAL ASSETS - (Continued)

Depreciation/amortization expense was charged to governmental activities as follows:

Instruction:	
Regular	\$ 54,797
Vocational	586,808
Adult/continuing	41,116
Support services:	
Pupil	4,950
Instructional staff	20,348
Board of education	8,956
Administration	36,873
Fiscal	2,590
Operations and maintenance	100,151
Central	17,912
Other non-instructional services	1,645
Food service operations	<u>85,407</u>
Total depreciation/amortization expense	<u>\$ 961,553</u>

NOTE 9 - LONG-TERM OBLIGATIONS

A. The Career Center's long-term obligations during the year consist of the following:

	Balance <u>June 30, 2023</u>	<u>Additions</u>	<u>Reductions</u>	Balance <u>June 30, 2024</u>	Amounts Due in <u>One Year</u>
Governmental activities:					
Compensated absences	\$ 1,186,297	\$ 362,209	\$ (187,950)	\$ 1,360,556	\$ 176,337
Lease payable	39,889	-	(19,447)	20,442	20,442
SBITA payable	5,164	18,749	(2,458)	21,455	11,847
Net pension liability:					
STRS	12,531,651	160,426	-	12,692,077	-
SERS	<u>3,919,233</u>	<u>90,253</u>	<u>-</u>	<u>4,009,486</u>	<u>-</u>
Total net pension liability	<u>16,450,884</u>	<u>250,679</u>	<u>-</u>	<u>16,701,563</u>	<u>-</u>
Net OPEB liability:					
SERS	<u>943,206</u>	<u>151,917</u>	<u>-</u>	<u>1,095,123</u>	<u>-</u>
Total governmental activities long-term obligations	<u>\$ 18,625,440</u>	<u>\$ 783,554</u>	<u>\$ (209,855)</u>	<u>\$ 19,199,139</u>	<u>\$ 208,626</u>

Leases Payable - The Career Center has entered into a lease agreement for the right to use copier equipment. Due to the implementation of GASB Statement No. 87, the Career Center will report an intangible capital asset and corresponding liability for the future scheduled payments under the lease. The lease payments will be paid from the general fund.

**DELAWARE AREA CAREER CENTER
DELAWARE COUNTY, OHIO**

NOTES TO THE BASIC FINANCIAL STATEMENTS
FOR THE FISCAL YEAR ENDED JUNE 30, 2024

NOTE 9 - LONG-TERM OBLIGATIONS - (Continued)

The Career Center has entered into a lease agreement for the right to use copier equipment at the following terms:

<u>Company</u>	<u>Lease Commencement Date</u>	<u>Years</u>	<u>Lease End Date</u>	<u>Payment Method</u>
MTBT	2020	5	2025	Monthly

The following is a schedule of future lease payments under the lease agreements:

<u>Fiscal Year</u>	<u>Principal</u>	<u>Interest</u>	<u>Total</u>
2025	\$ 20,442	\$ 558	\$ 21,000

SBITA Payable - The Career Center has entered into agreements for the right to use subscription to software. Due to the implementation of GASB Statement No. 96, the Career Center will report an intangible capital asset and corresponding liability for the future scheduled payments under the subscriptions. The subscription payments will be paid from the general fund.

The Career Center has entered into agreements for subscriptions at varying years and terms as follows:

<u>SBITA</u>	<u>Commencement Date</u>	<u>Years</u>	<u>End Date</u>	<u>Payment Method</u>
Time and attendance	2022	3	2025	Annual
Linkedin	2024	3	2027	Annual

The following is a schedule of future payments under the agreements:

<u>Fiscal Year</u>	<u>Principal</u>	<u>Interest</u>	<u>Total</u>
2025	\$ 11,847	\$ 1,097	\$ 12,944
2026	9,608	492	10,100
Total	\$ 21,455	\$ 1,589	\$ 23,044

Compensated Absences: The compensated absences will be paid from the fund from which the employee is paid, which for the Career Center is primarily the general fund, the adult education fund (a nonmajor governmental fund), and the vocational education fund (a nonmajor governmental fund).

Net Pension Liability: See Note 11 for information on the Career Center's net pension liability. The Career Center pays obligations related to employee compensation from the fund benefitting from their service.

Net OPEB Liability/Asset: See Note 12 for information on the Career Center's net OPEB liability/asset. The Career Center pays obligations related to employee compensation from the fund benefitting from their service.

**DELAWARE AREA CAREER CENTER
DELAWARE COUNTY, OHIO**

**NOTES TO THE BASIC FINANCIAL STATEMENTS
FOR THE FISCAL YEAR ENDED JUNE 30, 2024**

NOTE 9 - LONG-TERM OBLIGATIONS - (Continued)

B. Legal Debt Margin

The Ohio Revised Code provides that voted net general obligation debt of the Career Center shall never exceed 9% of the total assessed valuation of the Career Center. The code further provides that unvoted indebtedness shall not exceed 1/10 of 1% of the property valuation of the Career Center. The code additionally states that unvoted indebtedness related to energy conservation debt shall not exceed 9/10 of 1% of the property valuation of the Career Center. The assessed valuation used in determining the Career Center's legal debt margin has been modified by House Bill 530 which became effective March 30, 2006. In accordance with House Bill 530, the assessed valuation used in the Career Center's legal debt margin calculation excluded tangible personal property used in business, telephone or telegraph property, interexchange telecommunications company property, and personal property owned or leased by a railroad company and used in railroad operations. The effects of these debt limitations at June 30, 2024, are a voted debt margin of \$1,002,051,824 and an unvoted debt margin of \$11,133,909.

NOTE 10 - RISK MANAGEMENT

A. Property and Liability

For fiscal year 2024, the Career Center participated in the Ohio School Plan (the "Plan"), an insurance purchasing pool (Note 2.A). Each participant enters into an individual agreement with the Plan for insurance coverage and pays annual premiums to the Plan based on the types and limits of coverage and deductibles selected by the participant.

The Career Center is exposed to various risks of loss related to torts; theft of, damage to, and destruction of assets; errors and omissions; injuries to employees; and natural disasters. During fiscal year 2024, the Career Center obtained the following insurance coverage:

Coverage provided by Ohio School Plan is as follows:

Automobile Liability	\$ 2,000,000
General School Career Center Liability	
Per Occurrence	3,000,000
Total Per Year	5,000,000
Buildings and Contents	64,418,342

Settled claims have not exceeded this commercial coverage in any of the past three years. There have been no significant reduction in insurance coverage from the prior fiscal year.

B. Workers' Compensation Plan

The Career Center participates in the Ohio School Boards Association Workers' Compensation Group Rating Plan (the "GRP"), an insurance purchasing pool (Note 2.A). The intent of the GRP is to achieve the benefit of a reduced premium for the Career Center by virtue of its grouping and representation with other participants in the GRP. Participants in the GRP are placed on tiers according to their loss history. Participants with low loss histories are rewarded with greater savings than participants with higher loss histories. Each participant pays its workers' compensation premium to the State based on the rate for its GRP tier rather than its individual rate. Participation in the GRP is limited to school Career Centers that can meet the GRP's selection criteria. The firm of CompManagement, Inc. provides administrative, cost control, assistance with safety programs, and actuarial services to the GRP.

**DELAWARE AREA CAREER CENTER
DELAWARE COUNTY, OHIO**

**NOTES TO THE BASIC FINANCIAL STATEMENTS
FOR THE FISCAL YEAR ENDED JUNE 30, 2024**

NOTE 10 - RISK MANAGEMENT - (Continued)

C. Medical and Prescription Drug Benefits

The Career Center offers medical and prescription drug benefits to employees on a self-insurance basis. The employees share the cost of the monthly premium with the Board of Education. The premium varies with each employee depending on marital and family status.

All funds of the Career Center participate in the program and make payments to the Risk Management Fund based on actuarial estimates of the amounts needed to pay claims and actual amounts needed to pay fixed costs (premiums for stop-loss coverage and medical conversion and administrative fees and services). The claims liability of \$184,694 reported in the basic financial statements at June 30, 2024, is based on an estimate provided by the third party administrator and the requirements of GASB Statement No. 10, "Accounting and Financial Reporting for Risk Financing and Related Insurance Issues", as amended by GASB Statement No. 30, "Risk Financing Omnibus", which requires that a liability for unpaid claims costs, including estimates of costs relating to incurred, but not reported claims, be accrued at the estimated ultimate cost of settling the claim. Claims activities for the current and prior year are as follows:

<u>Fiscal Year</u>	<u>Beginning Balance</u>	<u>Current Year Claims</u>	<u>Claims Payments</u>	<u>Ending Balance</u>
2024	\$ 158,061	\$ 2,640,748	\$ (2,614,115)	\$ 184,694
2023	167,873	1,804,943	(1,814,755)	158,061

D. Dental, Vision, and Life Benefits

Dental, vision, and life insurance are provided to employees on a fully insured basis. The Career Center purchases these coverages from insurance carriers and employees share the cost of the monthly premium with the Board of Education.

NOTE 11 - DEFINED BENEFIT PENSION PLANS

The Statewide retirement systems provide both pension benefits and other postemployment benefits (OPEB).

Net Pension Liability/Net OPEB Liability/Asset

The net pension liability and the net OPEB liability/asset reported on the statement of net position represents a liability or asset to employees for pensions and OPEB, respectively.

Pensions and OPEB are a component of exchange transactions—between an employer and its employees—of salaries and benefits for employee services. Pensions/OPEB are provided to an employee—on a deferred-payment basis—as part of the total compensation package offered by an employer for employee services each financial period. The obligation to sacrifice resources for pensions is a present obligation because it was created as a result of employment exchanges that already have occurred.

The net pension/OPEB liability (asset) represent the Career Center's proportionate share of each pension/OPEB plan's collective actuarial present value of projected benefit payments attributable to past periods of service, net of each pension/OPEB plan's fiduciary net position. The net pension/OPEB liability (asset) calculation is dependent on critical long-term variables, including estimated average life expectancies, earnings on investments, cost of living adjustments and others. While these estimates use the best information available, unknowable future events require adjusting these estimates annually.

**DELAWARE AREA CAREER CENTER
DELAWARE COUNTY, OHIO**

**NOTES TO THE BASIC FINANCIAL STATEMENTS
FOR THE FISCAL YEAR ENDED JUNE 30, 2024**

NOTE 11 - DEFINED BENEFIT PENSION PLANS - (Continued)

The Ohio Revised Code limits the Career Center's obligation for this liability to annually required payments. The Career Center cannot control benefit terms or the manner in which pensions/OPEB are financed; however, the Career Center does receive the benefit of employees' services in exchange for compensation including pension and OPEB.

GASB 68/75 assumes the liability is solely the obligation of the employer, because (1) they benefit from employee services; and (2) State statute requires funding to come from these employers. All pension contributions to date have come solely from these employers (which also includes pension costs paid in the form of withholdings from employees). The retirement systems may allocate a portion of the employer contributions to provide for these OPEB benefits. In addition, health care plan enrollees pay a portion of the health care costs in the form of a monthly premium. State statute requires the retirement systems to amortize unfunded pension liabilities within 30 years. If the pension amortization period exceeds 30 years, each retirement system's board must propose corrective action to the State legislature. Any resulting legislative change to benefits or funding could significantly affect the net pension/OPEB liability (asset). Resulting adjustments to the net pension/OPEB liability (asset) would be effective when the changes are legally enforceable. The Ohio Revised Code permits, but does not require, the retirement systems to provide healthcare to eligible benefit recipients.

The remainder of this note includes the required pension disclosures. See Note 12 for the required OPEB disclosures.

The proportionate share of each plan's unfunded benefits is presented as a long-term *net pension/OPEB liability (asset)* on the accrual basis of accounting. Any liability for the contractually required pension contribution outstanding at the end of the year is included in pension and postemployment benefits payable on both the accrual and modified accrual basis of accounting.

Plan Description - School Employees Retirement System (SERS)

Plan Description - The Career Center's non-teaching employees participate in SERS, a cost-sharing multiple-employer defined benefit pension plan administered by SERS. SERS provides retirement, disability and survivor benefits, annual cost-of-living adjustments, and death benefits to plan members and beneficiaries. Authority to establish and amend benefits is provided by Ohio Revised Code Chapter 3309. SERS issues a publicly available, stand-alone financial report that includes financial statements, required supplementary information and detailed information about SERS' fiduciary net position. That report can be obtained by visiting the SERS website at www.ohsers.org under Employers/Audit Resources.

Age and service requirements for retirement are as follows:

	Eligible to Retire on or before August 1, 2017 *	Eligible to Retire after August 1, 2017
Full benefits	Any age with 30 years of service credit	Age 67 with 10 years of service credit; or Age 57 with 30 years of service credit
Actuarially reduced benefits	Age 60 with 5 years of service credit; or Age 55 with 25 years of service credit	Age 62 with 10 years of service credit; or Age 60 with 25 years of service credit

* Members with 25 years of service credit as of August 1, 2017 will be included in this plan.

Annual retirement benefits are calculated based on final average salary multiplied by a percentage that varies based on years of service; 2.2% for the first thirty years of service and 2.5% for years of service credit over 30. Final average salary is the average of the highest three years of salary.

**DELAWARE AREA CAREER CENTER
DELAWARE COUNTY, OHIO**

**NOTES TO THE BASIC FINANCIAL STATEMENTS
FOR THE FISCAL YEAR ENDED JUNE 30, 2024**

NOTE 11 - DEFINED BENEFIT PENSION PLANS - (Continued)

An individual whose benefit effective date is before April 1, 2018, is eligible for a cost-of-living adjustment (COLA) on the first anniversary date of the benefit. Beginning April 1, 2018, new benefit recipients must wait until the fourth anniversary of their benefit for COLA eligibility. The COLA is added each year to the base benefit amount on the anniversary date of the benefit. A three-year COLA suspension was in effect for all benefit recipients for the years 2018, 2019, and 2020. Upon resumption of the COLA, it will be indexed to the percentage increase in the CPI-W, not to exceed 2.5% and with a floor of 0%. In 2023, the Board of Trustees approved a 2.5% cost-of-living adjustment (COLA) for eligible retirees and beneficiaries in 2024.

Funding Policy - Plan members are required to contribute 10.00% of their annual covered salary and the Career Center is required to contribute 14.00% of annual covered payroll. The contribution requirements of plan members and employers are established and may be amended by the SERS' Retirement Board up to statutory maximum amounts of 10.00% for plan members and 14.00% for employers. The Retirement Board, acting with the advice of the actuary, allocates the employer contribution rate among four of the System's funds (Pension Trust Fund, Death Benefit Fund, Medicare B Fund, and Health Care Fund). For the fiscal year ended June 30, 2024, the allocation to pension, death benefits, and Medicare B was 14.00%. For fiscal year 2024, the Retirement Board did not allocate any employer contribution to the Health Care Fund.

The Career Center's contractually required contribution to SERS was \$419,920 for fiscal year 2024. Of this amount, \$25,065 is reported as pension and postemployment benefits payable.

Plan Description - State Teachers Retirement System (STRS)

Plan Description - Licensed teachers participate in STRS, a cost-sharing multiple-employer public employee retirement system administered by STRS. STRS provides retirement and disability benefits to members and death and survivor benefits to beneficiaries. STRS issues a stand-alone financial report that includes financial statements, required supplementary information and detailed information about STRS' fiduciary net position. That report can be obtained by writing to STRS, 275 E. Broad St., Columbus, OH 43215-3771, by calling (888) 227-7877, or by visiting the STRS website at www.strsoh.org.

New members have a choice of three retirement plans: a Defined Benefit (DB) Plan, a Defined Contribution (DC) Plan and a Combined (CO) Plan. Benefits are established by Ohio Revised Code Chapter 3307.

The DB plan offers an annual retirement allowance based on final average salary multiplied by a percentage that varies based on years of service. Effective August 1, 2015, the calculation is 2.20% of final average salary for the five highest years of earnings multiplied by all years of service. Eligibility changes will be phased in until August 1, 2023, when retirement eligibility for unreduced benefits will be five years of service credit and age 65, or 35 years of service credit and at least age 60.

Eligibility changes for DB Plan members who retire with actuarially reduced benefits will be phased in until August 1, 2023 when retirement eligibility will be five years of qualifying service credit and age 60, or 30 years of service credit regardless of age.

The DC Plan allows members to place all of their member contributions and 9.53% of the 14% employer contributions into an investment account. The member determines how to allocate the member and employer money among various investment choices offered by STRS. The remaining 4.47% of the 14% employer rate is allocated to the defined benefit unfunded liability. A member is eligible to receive a retirement benefit at age 50 and termination of employment. The member may elect to receive a lifetime monthly annuity or a lump sum withdrawal.

**DELAWARE AREA CAREER CENTER
DELAWARE COUNTY, OHIO**

**NOTES TO THE BASIC FINANCIAL STATEMENTS
FOR THE FISCAL YEAR ENDED JUNE 30, 2024**

NOTE 11 - DEFINED BENEFIT PENSION PLANS - (Continued)

The Combined Plan offers features of both the DB Plan and the DC Plan. In the Combined Plan, 12% of the 14% member rate goes to the DC Plan and the remaining 2% is applied to the DB Plan. Member contributions to the DC Plan are allocated among investment choices by the member, and contributions to the DB Plan from the employer and the member are used to fund the defined benefit payment at a reduced level from the regular DB Plan. The defined benefit portion of the Combined Plan payment is payable to a member on or after age 60 with five years of service. The defined contribution portion of the account may be taken as a lump sum payment or converted to a lifetime monthly annuity after termination of employment at age 50 and after termination of employment.

New members who choose the DC Plan or Combined Plan will have another opportunity to reselect a permanent plan during their fifth year of membership. Members may remain in the same plan or transfer to another STRS plan. The optional annuitization of a member's defined contribution account or the defined contribution portion of a member's Combined Plan account to a lifetime benefit results in STRS bearing the risk of investment gain or loss on the account. STRS has therefore included all three plan options as one defined benefit plan for GASB 68 reporting purposes.

A DB or Combined Plan member with five or more years of credited service, who is determined to be disabled, may qualify for a disability benefit. New members, on or after July 1, 2013, must have at least ten years of qualifying service credit to apply for disability benefits. Members in the DC Plan who become disabled are entitled only to their account balance. Eligible survivors of members who die before service retirement may qualify for monthly benefits. If a member of the DC Plan dies before retirement benefits begin, the member's designated beneficiary is entitled to receive the member's account balance.

Eligible survivors of members who die before service retirement may qualify for monthly benefits. If a member of the DC Plan dies before retirement benefits begin, the member's designated beneficiary is entitled to receive the member's account balance.

Funding Policy - Employer and member contribution rates are established by the State Teachers Retirement Board and limited by Chapter 3307 of the Ohio Revised Code. The fiscal year 2024 employer and employee contribution rate of 14% was equal to the statutory maximum rates. For fiscal year 2024, the full employer contribution was allocated to pension.

The Career Center's contractually required contribution to STRS was \$1,209,220 for fiscal year 2024. Of this amount, \$113,022 is reported as pension and postemployment benefits payable.

Net Pension Liabilities, Pension Expense, and Deferred Outflows of Resources and Deferred Inflows of Resources Related to Pensions

The net pension liability was measured as of June 30, 2023, and the total pension liability used to calculate the net pension liability was determined by an actuarial valuation as of that date. The Career Center's proportion of the net pension liability was based on the Career Center's share of contributions to the pension plan relative to the contributions of all participating entities.

**DELAWARE AREA CAREER CENTER
DELAWARE COUNTY, OHIO**

NOTES TO THE BASIC FINANCIAL STATEMENTS
FOR THE FISCAL YEAR ENDED JUNE 30, 2024

NOTE 11 - DEFINED BENEFIT PENSION PLANS - (Continued)

Following is information related to the proportionate share and pension expense:

	<u>SERS</u>	<u>STRS</u>	<u>Total</u>
Proportion of the net pension liability prior measurement date	0.072460600%	0.056372380%	
Proportion of the net pension liability current measurement date	<u>0.072563100%</u>	<u>0.058937140%</u>	
Change in proportionate share	<u>0.000102500%</u>	<u>0.002564760%</u>	
Proportionate share of the net pension liability	\$ 4,009,486	\$ 12,692,077	\$ 16,701,563
Pension expense	\$ 331,086	\$ 1,342,210	\$ 1,673,296

At June 30, 2024, the Career Center reported deferred outflows of resources and deferred inflows of resources related to pensions from the following sources:

	<u>SERS</u>	<u>STRS</u>	<u>Total</u>
Deferred outflows of resources			
Differences between expected and actual experience	\$ 172,336	\$ 462,726	\$ 635,062
Changes of assumptions	28,401	1,045,260	1,073,661
Difference between employer contributions and proportionate share of contributions/ change in proportionate share	4,217	698,702	702,919
Contributions subsequent to the measurement date	<u>419,920</u>	<u>1,209,220</u>	<u>1,629,140</u>
Total deferred outflows of resources	<u>\$ 624,874</u>	<u>\$ 3,415,908</u>	<u>\$ 4,040,782</u>
	<u>SERS</u>	<u>STRS</u>	<u>Total</u>
Deferred inflows of resources			
Differences between expected and actual experience	\$ -	\$ 28,166	\$ 28,166
Net difference between projected and actual earnings on pension plan investments	56,356	38,035	94,391
Changes of assumptions	-	786,781	786,781
Difference between employer contributions and proportionate share of contributions/ change in proportionate share	<u>89,772</u>	<u>88,808</u>	<u>178,580</u>
Total deferred inflows of resources	<u>\$ 146,128</u>	<u>\$ 941,790</u>	<u>\$ 1,087,918</u>

**DELAWARE AREA CAREER CENTER
DELAWARE COUNTY, OHIO**

**NOTES TO THE BASIC FINANCIAL STATEMENTS
FOR THE FISCAL YEAR ENDED JUNE 30, 2024**

NOTE 11 - DEFINED BENEFIT PENSION PLANS - (Continued)

\$1,629,140 reported as deferred outflows of resources related to pension resulting from Career Center contributions subsequent to the measurement date will be recognized as a reduction of the net pension liability in the fiscal year ending June 30, 2025.

Other amounts reported as deferred outflows of resources and deferred inflows of resources related to pension will be recognized in pension expense as follows:

	SERS	STRS	Total
Fiscal Year Ending June 30:			
2025	\$ (56,334)	\$ 133,857	\$ 77,523
2026	(148,983)	(246,241)	(395,224)
2027	261,157	1,353,007	1,614,164
2028	<u>2,986</u>	<u>24,275</u>	<u>27,261</u>
Total	<u>\$ 58,826</u>	<u>\$ 1,264,898</u>	<u>\$ 1,323,724</u>

Actuarial Assumptions - SERS

SERS' total pension liability was determined by their actuaries in accordance with GASB Statement No. 67, as part of their annual actuarial valuation for each defined benefit retirement plan. Actuarial valuations of an ongoing plan involve estimates of the value of reported amounts (e.g., salaries, credited service) and assumptions about the probability of occurrence of events far into the future (e.g., mortality, disabilities, retirements, employment terminations). Actuarially determined amounts are subject to continual review and potential modifications, as actual results are compared with past expectations and new estimates are made about the future.

Projections of benefits for financial reporting purposes are based on the substantive plan (the plan as understood by the employers and plan members) and include the types of benefits provided at the time of each valuation and the historical pattern of sharing benefit costs between the employers and plan members to that point. The projection of benefits for financial reporting purposes does not explicitly incorporate the potential effects of legal or contractual funding limitations. Future benefits for all current plan members were projected through 2137.

Actuarial calculations reflect a long-term perspective. For a newly hired employee, actuarial calculations will take into account the employee's entire career with the employer and also take into consideration the benefits, if any, paid to the employee after termination of employment until the death of the employee and any applicable contingent annuitant. In many cases actuarial calculations reflect several decades of service with the employer and the payment of benefits after termination.

**DELAWARE AREA CAREER CENTER
DELAWARE COUNTY, OHIO**

**NOTES TO THE BASIC FINANCIAL STATEMENTS
FOR THE FISCAL YEAR ENDED JUNE 30, 2024**

NOTE 11 - DEFINED BENEFIT PENSION PLANS - (Continued)

Key methods and assumptions used in calculating the total pension liability in the latest actuarial valuation, prepared as of June 30, 2023 and June 30, 2022, are presented below:

Wage inflation:	
Current measurement date	2.40%
Prior measurement date	2.40%
Future salary increases, including inflation:	
Current measurement date	3.25% to 13.58%
Prior measurement date	3.25% to 13.58%
COLA or ad hoc COLA:	
Current measurement date	2.00%
Prior measurement date	2.00%
Investment rate of return:	
Current measurement date	7.00% net of system expenses
Prior measurement date	7.00% net of system expenses
Discount rate:	
Current measurement date	7.00%
Prior measurement date	7.00%
Actuarial cost method	Entry age normal (level percent of payroll)

In 2023, mortality rates were based on the PUB-2010 General Employee Amount Weighted Below Median Healthy Retiree mortality table projected to 2017 with ages set forward 1 year and adjusted 94.20% for males and set forward 2 years and adjusted 81.35% for females. Mortality among disabled members were based upon the PUB-2010 General Disabled Retiree mortality table projected to 2017 with ages set forward 5 years and adjusted 103.3% for males and set forward 3 years and adjusted 106.8% for females. Future improvement in mortality rates is reflected by applying the MP-2020 projection scale generationally.

In the prior measurement date, mortality rates were based on the PUB-2010 General Employee Amount Weight Below Median Healthy Retiree mortality table projected to 2017 with ages set forward 1 year and adjusted 94.20% for males and set forward 2 years and adjusted 81.35% for females. Mortality among disabled members were based upon the PUB-2010 General Disabled Retiree mortality table projected to 2017 with ages set forward 5 years and adjusted 103.3% for males and set forward 3 years and adjusted 106.8% for females. Future improvement in mortality rates is reflected by applying the MP-2020 projection scale generationally.

The most recent experience study was completed for the five-year period ended June 30, 2020.

The long-term return expectation for the Pension Plan Investments has been determined by using a building-block approach and assumes a time horizon, as defined in SERS' *Statement of Investment Policy*. Ohio Revised Code Section 3309.15 and the Board-adopted Investment Policy govern investment activity at SERS. A forecasted rate of inflation serves as the baseline for the return expectation. Various real return premiums over the baseline inflation rate have been established for each asset class. The long-term expected nominal rate of return has been determined by calculating a weighted average of the expected real return premiums for each asset class, adding the projected inflation rate, and adding the expected return from rebalancing uncorrelated asset classes.

**DELAWARE AREA CAREER CENTER
DELAWARE COUNTY, OHIO**

NOTES TO THE BASIC FINANCIAL STATEMENTS
FOR THE FISCAL YEAR ENDED JUNE 30, 2024

NOTE 11 - DEFINED BENEFIT PENSION PLANS - (Continued)

The target allocation and best estimates of arithmetic real rates of return for each major asset class are summarized in the following table:

Asset Class	Target Allocation	Long-Term Expected Real Rate of Return
Cash	2.00 %	0.75 %
US Equity	24.75	4.82
Non-US Equity Developed	13.50	5.19
Non-US Equity Emerging	6.75	5.98
Fixed Income/Global Bonds	19.00	2.24
Private Equity	12.00	7.49
Real Estate/Real Assets	17.00	3.70
Private Debt/Private Credit	5.00	5.64
Total	100.00 %	

Discount Rate - Total pension liability was calculated using the discount rate of 7.00%. The discount rate determination did not use a municipal bond rate. The projection of cash flows used to determine the discount rate assumed that employers would contribute the actuarially determined contribution rate of projected compensation over the remaining 21-year amortization period of the unfunded actuarial accrued liability. The actuarially determined contribution rate of fiscal year 2023 was 14%. Projected inflows from investment earnings were calculated using the long-term assumed investment rate of return, 7.00%. Based on those assumptions, the plan's fiduciary net position was projected to be available to make all future benefit payments of current plan members. Therefore, the long-term expected rate of return on pension plan investments was applied to all periods of projected benefits to determine the total pension liability. The annual money weighted rate of return, calculated as the internal rate of return on pension plan investments, for fiscal year 2023 was 6.90%.

Sensitivity of the Career Center's Proportionate Share of the Net Pension Liability to Changes in the Discount Rate - Net pension liability is sensitive to changes in the discount rate, and to illustrate the potential impact the following table presents the net pension liability calculated using the discount rate of 7.00%, as well as what each plan's net pension liability would be if it were calculated using a discount rate that is one percentage point lower (6.00%), or one percentage point higher (8.00%) than the current rate.

	1% Decrease	Current Discount Rate	1% Increase
Career Center's proportionate share of the net pension liability	\$ 5,917,795	\$ 4,009,486	\$ 2,402,097

**DELAWARE AREA CAREER CENTER
DELAWARE COUNTY, OHIO**

NOTES TO THE BASIC FINANCIAL STATEMENTS
FOR THE FISCAL YEAR ENDED JUNE 30, 2024

NOTE 11 - DEFINED BENEFIT PENSION PLANS - (Continued)

Actuarial Assumptions - STRS

Key methods and assumptions used in the latest actuarial valuation, reflecting experience study results used in the June 30, 2023 and June 30, 2022, actuarial valuation are presented below:

	June 30, 2023	June 30, 2022
Inflation	2.50%	2.50%
Projected salary increases	Varies by service from 2.50% to 8.50%	Varies by service from 2.50% to 8.50%
Investment rate of return	7.00%, net of investment expenses, including inflation	7.00%, net of investment expenses, including inflation
Discount rate of return	7.00%	7.00%
Payroll increases	3.00%	3.00%
Cost-of-living adjustments (COLA)	0.00%	0.00%

For the June 30, 2023 actuarial valuation, post-retirement mortality rates are based on the Pub-2010 Teachers Healthy Annuitant Mortality Table, adjusted 110% for males, projected forward generationally using mortality improvement scale MP-2020. Pre-retirement mortality rates are based on Pub-2010 Teachers Employee Table adjusted 95% for females, projected forward generationally using mortality improvement scale MP-2020. Post-retirement disabled mortality rates are based on Pub-2010 Teachers Disabled Annuitant Table projected forward generationally using mortality improvement scale MP-2020.

For the prior measurement date, post-retirement mortality rates are based on the Pub-2010 Teachers Healthy Annuitant Mortality Table, adjusted 110% for males, projected forward generationally using mortality improvement scale MP-2020. Pre-retirement mortality rates are based on Pub-2010 Teachers Employee Table adjusted 95% for females, projected forward generationally using mortality improvement scale MP-2020. Post-retirement disabled mortality rates are based on Pub-2010 Teachers Disable Annuitant Table projected forward generationally using mortality improvement scale MP-2020.

Actuarial assumptions used in the June 30, 2023 valuation are based on the results of an actuarial experience study for the period July 1, 2015 through June 30, 2021. An actuarial experience study is done on a quinquennial basis.

STRS' investment consultant develops an estimate range for the investment return assumption based on the target allocation adopted by the Retirement Board. The target allocation and long-term expected rate of return for each major asset class are summarized as follows:

Asset Class	Target Allocation*	Long-Term Expected Real Rate of Return **
Domestic Equity	26.00 %	6.60 %
International Equity	22.00	6.80
Alternatives	19.00	7.38
Fixed Income	22.00	1.75
Real Estate	10.00	5.75
Liquidity Reserves	1.00	1.00
Total	<u>100.00 %</u>	

* Final target weights reflected at October 1, 2022.

**DELAWARE AREA CAREER CENTER
DELAWARE COUNTY, OHIO**

**NOTES TO THE BASIC FINANCIAL STATEMENTS
FOR THE FISCAL YEAR ENDED JUNE 30, 2024**

NOTE 11 - DEFINED BENEFIT PENSION PLANS - (Continued)

**10-Year annualized geometric nominal returns, which include the real rate of return and inflation of 2.25% and is net of investment expenses. Over a 30-year period, STRS' investment consultant indicates that the above target allocations should generate a return above the actuarial rate of return, without net value added by management.

Discount Rate - The discount rate used to measure the total pension liability was 7.00% as of June 30, 2023. The projection of cash flows used to determine the discount rate assumes that member and employer contributions will be made at the statutory contribution rates in accordance with the rates described previously. For this purpose, only employer contributions that are intended to fund benefits of current plan members and their beneficiaries are included. Based on those assumptions, STRS' fiduciary net position was projected to be available to make all projected future benefit payments to current plan members as of June 30, 2023. Therefore, the long-term expected rate of return on pension plan investments of 7.00% was applied to all periods of projected benefit payments to determine the total pension liability as of June 30, 2023.

Sensitivity of the Career Center's Proportionate Share of the Net Pension Liability to Changes in the Discount Rate - The following table represents the net pension liability as of June 30, 2023, calculated using the current period discount rate assumption of 7.00%, as well as what the net pension liability would be if it were calculated using a discount rate that is one percentage point lower (6.00%) or one percentage point higher (8.00%) than the current assumption:

	1% Decrease	Current Discount Rate	1% Increase
Career Center's proportionate share of the net pension liability	\$ 19,517,604	\$ 12,692,077	\$ 6,919,547

Assumption and Benefit Changes Since the Prior Measurement Date - The discount rate remained at 7.00% for June 30, 2023 valuation. Demographic assumptions were changed based on the actuarial experience study for the period July 1, 2015 through June 30, 2021.

NOTE 12 - DEFINED BENEFIT OPEB PLANS

Net OPEB Liability/Asset

See Note 11 for a description of the net OPEB liability (asset).

Plan Description - School Employees Retirement System (SERS)

Health Care Plan Description - The Career Center contributes to the SERS Health Care Fund, administered by SERS for non-certificated retirees and their beneficiaries. For GASB 75 purposes, this plan is considered a cost-sharing other postemployment benefit (OPEB) plan. SERS' Health Care Plan provides healthcare benefits to eligible individuals receiving retirement, disability, and survivor benefits, and to their eligible dependents. Members who retire after June 1, 1986, need 10 years of service credit, exclusive of most types of purchased credit, to qualify to participate in SERS' health care coverage. In addition to age and service retirees, disability benefit recipients and beneficiaries who are receiving monthly benefits due to the death of a member or retiree, are eligible for SERS' health care coverage. Most retirees and dependents choosing SERS' health care coverage are over the age of 65 and therefore enrolled in a fully insured Medicare Advantage plan; however, SERS maintains a traditional, self-insured preferred provider organization for its non-Medicare retiree population. For both groups, SERS offers a self-insured prescription drug program. Health care is a benefit that is permitted, not mandated, by statute. The financial report of the Plan is included in the SERS Annual Comprehensive Financial Report which can be obtained on SERS' website at www.ohsers.org under Employers/Audit Resources.

**DELAWARE AREA CAREER CENTER
DELAWARE COUNTY, OHIO**

**NOTES TO THE BASIC FINANCIAL STATEMENTS
FOR THE FISCAL YEAR ENDED JUNE 30, 2024**

NOTE 12 - DEFINED BENEFIT OPEB PLANS - (Continued)

Access to health care for retirees and beneficiaries is permitted in accordance with Section 3309 of the Ohio Revised Code. The Health Care Fund was established and is administered in accordance with Internal Revenue Code Section 105(e). SERS' Retirement Board reserves the right to change or discontinue any health plan or program. Active employee members do not contribute to the Health Care Plan. The SERS Retirement Board established the rules for the premiums paid by the retirees for health care coverage for themselves and their dependents or for their surviving beneficiaries. Premiums vary depending on the plan selected, qualified years of service, Medicare eligibility, and retirement status.

Funding Policy - State statute permits SERS to fund the health care benefits through employer contributions. Each year, after the allocation for statutorily required pensions and benefits, the Retirement Board may allocate the remainder of the employer contribution of 14% of covered payroll to the Health Care Fund in accordance with the funding policy. For the fiscal year ended June 30, 2024, SERS did not allocate any employer contributions to post-employment health care. An additional health care surcharge on employers is collected for employees earning less than an actuarially determined minimum compensation amount, pro-rated if less than a full year of service credit was earned. For fiscal year 2024, this amount was \$30,000. Statutes provide that no employer shall pay a health care surcharge greater than 2% of that employer's SERS-covered payroll; nor may SERS collect in aggregate more than 1.5% of the total statewide SERS-covered payroll for the health care surcharge. For fiscal year 2024, the Career Center's surcharge obligation was \$8,971.

The surcharge added to the allocated portion of the 14% employer contribution rate is the total amount assigned to the Health Care Fund. The Career Center's contractually required contribution to SERS was \$8,971 for fiscal year 2024. Of this amount, \$8,971 is reported as pension and postemployment benefits payable.

Plan Description - State Teachers Retirement System (STRS)

Plan Description - The State Teachers Retirement System of Ohio (STRS) administers a cost-sharing Health Plan administered for eligible retirees who participated in the defined benefit or combined pension plans offered by STRS. Ohio law authorizes STRS to offer this plan. Benefits include hospitalization, physicians' fees, prescription drugs and partial reimbursement of monthly Medicare Part B premiums. The Medicare Part B monthly reimbursement elimination date was postponed indefinitely. The Plan is included in the report of STRS which can be obtained by visiting www.strsoh.org or by calling (888) 227-7877.

Funding Policy - Ohio Revised Code Chapter 3307 authorizes STRS to offer the Plan and gives the Retirement Board discretionary authority over how much, if any, of the health care costs will be absorbed by STRS. Active employee members do not contribute to the Health Care Plan. Nearly all health care plan enrollees, for the most recent year, pay a portion of the health care costs in the form of a monthly premium. Under Ohio law, funding for post-employment health care may be deducted from employer contributions, currently 14% of covered payroll. For the fiscal year ended June 30, 2024, STRS did not allocate any employer contributions to post-employment health care.

Net OPEB Liabilities/Assets, OPEB Expense, and Deferred Outflows of Resources and Deferred Inflows of Resources Related to OPEB

The net OPEB liability/asset was measured as of June 30, 2023, and the total OPEB liability/asset used to calculate the net OPEB liability/asset was determined by an actuarial valuation as of that date. The Career Center's proportion of the net OPEB liability/asset was based on the Career Center's share of contributions to the respective retirement systems relative to the contributions of all participating entities.

**DELAWARE AREA CAREER CENTER
DELAWARE COUNTY, OHIO**

NOTES TO THE BASIC FINANCIAL STATEMENTS
FOR THE FISCAL YEAR ENDED JUNE 30, 2024

NOTE 12 - DEFINED BENEFIT OPEB PLANS - (Continued)

Following is information related to the proportionate share and OPEB expense:

	<u>SERS</u>	<u>STRS</u>	<u>Total</u>
Proportion of the net OPEB liability/asset prior measurement date	0.067179400%	0.056372380%	
Proportion of the net OPEB liability/asset current measurement date	<u>0.066474000%</u>	<u>0.058937140%</u>	
Change in proportionate share	<u>-0.000705400%</u>	<u>0.002564760%</u>	
Proportionate share of the net OPEB liability	\$ 1,095,123	\$ -	\$ 1,095,123
Proportionate share of the net OPEB asset	\$ -	\$ 1,146,246	\$ 1,146,246
OPEB expense	\$ (199,321)	\$ (46,801)	\$ (246,122)

At June 30, 2024, the Career Center reported deferred outflows of resources and deferred inflows of resources related to OPEB from the following sources:

	<u>SERS</u>	<u>STRS</u>	<u>Total</u>
Deferred outflows of resources			
Differences between expected and actual experience	\$ 2,284	\$ 1,787	\$ 4,071
Net difference between projected and actual earnings on OPEB plan investments	8,491	2,045	10,536
Changes of assumptions	370,291	168,858	539,149
Difference between employer contributions and proportionate share of contributions/ change in proportionate share	22,634	4,700	27,334
Contributions subsequent to the measurement date	<u>8,971</u>	<u>-</u>	<u>8,971</u>
Total deferred outflows of resources	<u>\$ 412,671</u>	<u>\$ 177,390</u>	<u>\$ 590,061</u>
	<u>SERS</u>	<u>STRS</u>	<u>Total</u>
Deferred inflows of resources			
Differences between expected and actual experience	\$ 564,794	\$ 174,837	\$ 739,631
Changes of assumptions	311,025	756,281	1,067,306
Difference between employer contributions and proportionate share of contributions/ change in proportionate share	<u>302,786</u>	<u>9,466</u>	<u>312,252</u>
Total deferred inflows of resources	<u>\$ 1,178,605</u>	<u>\$ 940,584</u>	<u>\$ 2,119,189</u>

**DELAWARE AREA CAREER CENTER
DELAWARE COUNTY, OHIO**

**NOTES TO THE BASIC FINANCIAL STATEMENTS
FOR THE FISCAL YEAR ENDED JUNE 30, 2024**

NOTE 12 - DEFINED BENEFIT OPEB PLANS - (Continued)

\$8,971 reported as deferred outflows of resources related to OPEB resulting from Career Center contributions subsequent to the measurement date will be recognized as a reduction of the net OPEB liability/asset in the fiscal year ending June 30, 2025.

Other amounts reported as deferred outflows of resources and deferred inflows of resources related to OPEB will be recognized in OPEB expense as follows:

	SERS	STRS	Total
Fiscal Year Ending June 30:			
2025	\$ (246,775)	\$ (336,741)	\$ (583,516)
2026	(214,187)	(153,876)	(368,063)
2027	(127,532)	(59,297)	(186,829)
2028	(78,039)	(80,728)	(158,767)
2029	(64,445)	(74,265)	(138,710)
Thereafter	(43,927)	(58,287)	(102,214)
Total	<u>\$ (774,905)</u>	<u>\$ (763,194)</u>	<u>\$ (1,538,099)</u>

Actuarial Assumptions - SERS

The total OPEB liability is determined by SERS' actuaries in accordance with GASB Statement No. 74, as part of their annual actuarial valuation for each retirement plan. Actuarial valuations of an ongoing plan involve estimates of the value of reported amounts (e.g., salaries, credited service) and assumptions about the probability of occurrence of events far into the future (e.g., mortality, disabilities, retirements, employment terminations). Actuarially determined amounts are subject to continual review and potential modifications, as actual results are compared with past expectations and new estimates are made about the future.

Projections of benefits for financial reporting purposes are based on the substantive plan (the plan as understood by the employers and plan members) and include the types of benefits provided at the time of each valuation and the historical pattern of sharing benefit costs between the employers and plan members to that point. The projection of benefits for financial reporting purposes does not explicitly incorporate the potential effects of legal or contractual funding limitations.

Actuarial calculations reflect a long-term perspective. For a newly hired employee, actuarial calculations will take into account the employee's entire career with the employer and also take into consideration the benefits, if any, paid to the employee after termination of employment until the death of the employee and any applicable contingent annuitant. In many cases, actuarial calculations reflect several decades of service with the employer and the payment of benefits after termination.

**DELAWARE AREA CAREER CENTER
DELAWARE COUNTY, OHIO**

**NOTES TO THE BASIC FINANCIAL STATEMENTS
FOR THE FISCAL YEAR ENDED JUNE 30, 2024**

NOTE 12 - DEFINED BENEFIT OPEB PLANS - (Continued)

Key methods and assumptions used in calculating the total OPEB liability in the latest actuarial valuation date of June 30, 2023 and June 30, 2022 are presented below:

Wage inflation:

Current measurement date	2.40%
Prior measurement date	2.40%

Future salary increases, including inflation:

Current measurement date	3.25% to 13.58%
Prior measurement date	3.25% to 13.58%

Investment rate of return:

Current measurement date	7.00% net of investment expense, including inflation
Prior measurement date	7.00% net of investment expense, including inflation

Municipal bond index rate:

Current measurement date	3.86%
Prior measurement date	3.69%

Single equivalent interest rate, net of plan investment expense,
including price inflation:

Current measurement date	4.27%
Prior measurement date	4.08%

Medical trend assumption:

Current measurement date	6.75 to 4.40%
Prior measurement date	7.00 to 4.40%

In 2023, the following mortality assumptions were used:

Healthy Retirees - PUB-2010 General Employee Amount Weighted Below Median Healthy Retiree mortality table projected to 2017 with ages set forward 1 year and adjusted 94.20% for males and set forward 2 years and adjusted 81.35% for females.

Disabled Retirees - PUB-2010 General Disabled Retiree mortality table projected to 2017 with ages set forward 5 years and adjusted 103.3% for males and set forward 3 years and adjusted 106.8% for females.

Contingent Survivors - PUB-2010 General Amount Weighted Below Median Contingent Survivor mortality table projected to 2017 with ages set forward 1 year and adjusted 105.5% for males and adjusted 122.5% for females.

Actives - PUB-2010 General Amount Weighted Below Median Employee mortality table.

Mortality Projection - Mortality rates are projected using a fully generational projection with Scale MP-2020.

In the prior measurement date, mortality rates were based on the PUB-2010 General Employee Amount Weighted Below Median Healthy Retiree mortality table projected to 2017 with ages set forward 1 year and adjusted 94.20% for males and set forward 2 years and adjusted 81.35% for females. Mortality among disabled members were based upon the PUB-2010 General Disabled Retiree mortality table projected to 2017 with ages set forward 5 years and adjusted 103.3% for males and set forward 3 years and adjusted 106.8% for females. Future improvement in mortality rates is reflected by applying the MP-2020 projection scale generationally.

The most recent experience study was completed for the five-year period ended June 30, 2020.

**DELAWARE AREA CAREER CENTER
DELAWARE COUNTY, OHIO**

NOTES TO THE BASIC FINANCIAL STATEMENTS
FOR THE FISCAL YEAR ENDED JUNE 30, 2024

NOTE 12 - DEFINED BENEFIT OPEB PLANS - (Continued)

The long-term expected rate of return is reviewed as part of the regular experience studies prepared every five years for SERS. The most recent five-year experience study was performed for the period covering fiscal years 2016 through 2020, and was adopted by the Board on April 15, 2021. Several factors are considered in evaluating the long-term rate of return assumption including long-term historical data, estimates inherent in current market data, and a long-normal distribution analysis in which best estimate ranges of expected future real rates of return (expected return, net of investment expense and inflation) were developed by the investment consultant for each major asset class. These ranges were combined to produce the long-term expected rate of return, 7.00%, by weighting the expected future real rates of return by the target asset allocation percentage and then adding expected inflation. The assumption is intended to be a long-term assumption and is not expected to change absent a significant change in the asset allocation, a change in the inflation assumption, or a fundamental change in the market that alters expected returns in future years.

The long-term expected nominal rate of return has been determined by calculating a weighted average of the expected real return premiums for each asset class, adding the projected inflation rate, and adding the expected return from rebalancing uncorrelated asset classes.

The target asset allocation and best estimates of arithmetic real rates of return for each major asset class are summarized as follows:

Asset Class	Target Allocation	Long-Term Expected Real Rate of Return
Cash	2.00 %	0.75 %
US Equity	24.75	4.82
Non-US Equity Developed	13.50	5.19
Non-US Equity Emerging	6.75	5.98
Fixed Income/Global Bonds	19.00	2.24
Private Equity	12.00	7.49
Real Estate/Real Assets	17.00	3.70
Private Debt/Private Credit	5.00	5.64
Total	<u>100.00 %</u>	

Discount Rate - The discount rate used to measure the total OPEB liability at June 30, 2023, was 4.27%. The discount rate used to measure total OPEB liability prior to June 30, 2023, was 4.08%. The projection of cash flows used to determine the discount rate assumed that contributions will be made from members and the System at the contribution rate of 1.50% of projected covered payroll each year, which includes a 1.50% payroll surcharge and no contributions from the basic benefits plan. Based on these assumptions, the OPEB plan's fiduciary net position is projected to be depleted in 2048 by SERS' actuaries. The Fidelity General Obligation 20-year Municipal Bond Index Rate was used in the determination of the single equivalent interest rate for both the June 30, 2022 and the June 30, 2023 total OPEB liability. The Municipal Bond Index Rate is the single rate that will generate a present value of benefit payments equal to the sum of the present value determined by the long-term expected rate of return, and the present value determined by discounting those benefits after the date of depletion. The Municipal Bond Index Rate was 3.86% at June 30, 2023 and 3.69% at June 30, 2022.

**DELAWARE AREA CAREER CENTER
DELAWARE COUNTY, OHIO**

NOTES TO THE BASIC FINANCIAL STATEMENTS
FOR THE FISCAL YEAR ENDED JUNE 30, 2024

NOTE 12 - DEFINED BENEFIT OPEB PLANS - (Continued)

Sensitivity of the Career Center's Proportionate Share of the Net OPEB Liability to Changes in the Discount Rate and Changes in the Health Care Cost Trend Rates - The net OPEB liability is sensitive to changes in the discount rate and the health care cost trend rate. The following table presents the net OPEB liability, what the net OPEB liability would be if it were calculated using a discount rate that is 1 percentage point lower (3.27%) and higher (5.27%) than the current discount rate (4.27%). Also shown is what the net OPEB liability would be based on health care cost trend rates that are 1 percentage point lower (5.75% decreasing to 3.40%) and higher (7.75% decreasing to 5.40%) than the current rate (6.75% decreasing to 4.40%).

	1% Decrease	Current Discount Rate	1% Increase
Career Center's proportionate share of the net OPEB liability	\$ 1,399,880	\$ 1,095,123	\$ 854,809
	1% Decrease	Current Trend Rate	1% Increase
Career Center's proportionate share of the net OPEB liability	\$ 804,549	\$ 1,095,123	\$ 1,480,173

Actuarial Assumptions - STRS

Key methods and assumptions used in the latest actuarial valuation, reflecting experience study results used in the June 30, 2023 actuarial valuation, compared with June 30, 2022 actuarial valuation, are presented below:

	June 30, 2023	June 30, 2022
Inflation	2.50%	2.50%
Projected salary increases	Varies by service from 2.50% to 8.50%	Varies by service from 2.50% to 8.50%
Investment rate of return	7.00%, net of investment expenses, including inflation	7.00%, net of investment expenses, including inflation
Payroll increases	3.00%	3.00%
Cost-of-living adjustments (COLA)	0.00%	0.00%
Discount rate of return	7.00%	7.00%
Blended discount rate of return	N/A	N/A
Health care cost trends		
	Initial	Ultimate
Medical		
Pre-Medicare	7.50%	4.14%
Medicare	-10.94%	4.14%
Prescription Drug		
Pre-Medicare	-11.95%	4.14%
Medicare	1.33%	4.14%

Projections of benefits include the historical pattern of sharing benefit costs between the employers and retired plan members.

**DELAWARE AREA CAREER CENTER
DELAWARE COUNTY, OHIO**

NOTES TO THE BASIC FINANCIAL STATEMENTS
FOR THE FISCAL YEAR ENDED JUNE 30, 2024

NOTE 12 - DEFINED BENEFIT OPEB PLANS - (Continued)

For the June 30, 2023 actuarial valuation, for healthy retirees the post-retirement mortality rates are based on the Pub-2010 Teachers Healthy Annuitant Mortality Table, adjusted 110% for males, projected forward generationally using mortality improvement scale MP-2020; pre-retirement mortality rates are based on Pub-2010 Teachers Employee Table adjusted 95% for females, projected forward generationally using mortality improvement scale MP-2020. For disabled retirees, mortality rates are based on the Pub-2010 Teachers Disabled Annuitant Table projected forward generationally using mortality improvement scale MP-2020.

For the prior measurement date, for healthy retirees the post-retirement mortality rates are based on the Pub-2010 Teachers Healthy Annuitant Mortality Table, adjusted 110% for males, projected forward generationally using mortality improvement scale MP-2020; pre-retirement mortality rates are based on Pub-2010 Teachers Employee Table adjusted 95% for females, projected forward generationally using mortality improvement scale MP-2020. For disabled retirees, mortality rates are based on the Pub-2010 Teachers Disabled Annuitant Table projected forward generationally using mortality improvement scale MP-2020.

Actuarial assumptions used in the June 30, 2023 valuation are based on the results of an actuarial experience study for the period July 1, 2015 through June 30, 2021. An actuarial experience study is done on a quinquennial basis.

Assumption Changes Since the Prior Measurement Date - The discount rate remained unchanged at 7.00% for the June 30, 2023 valuation.

Benefit Term Changes Since the Prior Measurement Date - Healthcare trends were updated to reflect emerging claims and recoveries experience as well as benefit changes effective January 1, 2024.

STRS' investment consultant develops an estimate range for the investment return assumption based on the target allocation adopted by the Retirement Board. The target allocation and long-term expected rate of return for each major asset class are summarized as follows:

Asset Class	Target Allocation*	Long-Term Expected Real Rate of Return **
Domestic Equity	26.00 %	6.60 %
International Equity	22.00	6.80
Alternatives	19.00	7.38
Fixed Income	22.00	1.75
Real Estate	10.00	5.75
Liquidity Reserves	1.00	1.00
Total	100.00 %	

* Final target weights reflected at October 1, 2022.

**10-Year annualized geometric nominal returns, which include the real rate of return and inflation of 2.25% and is net of investment expenses. Over a 30-year period, STRS' investment consultant indicates that the above target allocations should generate a return above the actuarial rate of return, without net value added by management.

Discount Rate - The discount rate used to measure the total OPEB liability was 7.00% as of June 30, 2023. The projection of cash flows used to determine the discount rate assumed STRS continues to allocate no employer contributions to the health care fund. Based on those assumptions, the OPEB plan's fiduciary net position was projected to be available to make all projected future benefit payments to current plan members as of June 30, 2023. Therefore, the long-term expected rate of return on health care fund investments of 7.00% was applied to all periods of projected health care costs to determine the total OPEB liability as of June 30, 2023.

**DELAWARE AREA CAREER CENTER
DELAWARE COUNTY, OHIO**

**NOTES TO THE BASIC FINANCIAL STATEMENTS
FOR THE FISCAL YEAR ENDED JUNE 30, 2024**

NOTE 12 - DEFINED BENEFIT OPEB PLANS - (Continued)

Sensitivity of the Career Center's Proportionate Share of the Net OPEB Asset to Changes in the Discount and Health Care Cost Trend Rate - The following table represents the net OPEB asset as of June 30, 2023, calculated using the current period discount rate assumption of 7.00%, as well as what the net OPEB asset would be if it were calculated using a discount rate that is one percentage point lower (6.00%) or one percentage point higher (8.00%) than the current assumption. Also shown is the net OPEB asset as if it were calculated using health care cost trend rates that are one percentage point lower or one percentage point higher than the current health care cost trend rates.

	1% Decrease	Current Discount Rate	1% Increase
Career Center's proportionate share of the net OPEB asset	\$ 970,147	\$ 1,146,246	\$ 1,299,609
	1% Decrease	Current Trend Rate	1% Increase
Career Center's proportionate share of the net OPEB asset	\$ 1,306,726	\$ 1,146,246	\$ 952,950

NOTE 13 - CONTINGENCIES

A. Grants

The Career Center receives significant financial assistance from numerous federal, State and local agencies in the form of grants. The disbursement of funds received under these programs generally requires compliance with terms and conditions specified in the grant agreements and are subject to audit by the grantor agencies. Any disallowed claims resulting from such audits could become a liability of the Career Center. However, in the opinion of management, any such disallowed claims will not have a material effect on the financial position of the Career Center.

B. Litigation

The Career Center is involved in no material litigation as either plaintiff or defendant.

C. Foundation Funding

Foundation funding is based on the annualized full-time equivalent (FTE) enrollment of each student. Career centers must comply with minimum hours of instruction, instead of a minimum number of school days each year. The funding formula the Ohio Department of Education and Workforce (ODEW) is legislatively required to follow will continue to adjust as enrollment information is updated by the Career Center, which can extend past the fiscal year-end. As of the date of this report, ODEW has finalized the impact of enrollment adjustments to the June 30, 2024 Foundation funding for the Career Center.

**DELAWARE AREA CAREER CENTER
DELAWARE COUNTY, OHIO**

**NOTES TO THE BASIC FINANCIAL STATEMENTS
FOR THE FISCAL YEAR ENDED JUNE 30, 2024**

NOTE 14 - SET-ASIDES

The Career Center is required by State law to annually set-aside certain general fund revenue amounts, as defined by statutory formula, for the acquisition and construction of capital improvements. Amounts not spent by the end of the fiscal year or offset by similarly restricted resources received during the year must be held in cash at fiscal year end. This amount must be carried forward to be used for the same purpose in future years. Expenditures and other applicable offsets exceeding the set-aside requirement may not be carried forward to the next fiscal year.

The following cash basis information describes the change in the fiscal year end set-aside amount for capital improvements. Disclosure of this information is required by State statute.

	<u>Capital Improvements</u>
Set-aside balance June 30, 2023	\$ -
Current year set-aside requirement	176,100
Current year offsets	<u>(176,100)</u>
Total	<u>\$ -</u>
Balance carried forward to fiscal year 2025	<u>\$ -</u>
Set-aside balance June 30, 2024	<u><u>\$ -</u></u>

NOTE 15 - COMMITMENTS

The Career Center utilizes encumbrance accounting as part of its budgetary controls. Encumbrances outstanding at year end may be reported as part of restricted, committed, or assigned classifications of fund balance. At year end, the Career Center's commitments for encumbrances (less amounts already included in payables) in the governmental funds were as follows:

<u>Fund</u>	<u>Year End Encumbrances</u>
General	\$ 375,102
Permanent improvement	2,569,544
Nonmajor governmental funds	<u>347,747</u>
Total	<u><u>\$ 3,292,393</u></u>

NOTE 16 - TAX ABATEMENTS ENTERED INTO BY OTHER GOVERNMENTS

Other governments have entered into property tax abatement agreements with property owners under Enterprise Zone Agreements ("EZAs") and the Ohio Community Reinvestment Area ("CRA") program within taxing Career Centers of the Career Center. The EZAs and CRA program are direct incentive tax exemption programs benefiting property owners who renovate existing buildings or construct new buildings. Under these programs, the other governments have designated areas to encourage revitalization of the existing structures and the development of new structures.

The Career Center has incurred a reduction in property tax receipts due to agreements entered into by other governments, including Delaware County, City of Columbus, City of Westerville, City of Delaware, and Liberty Township. During fiscal year 2024, the Career Center's property tax receipts were reduced by CRA agreements entered into by other governments in the amount of \$108,290.

The Career Center is not receiving any amounts from these other governments in association with the forgone property tax receipts.

**DELAWARE AREA CAREER CENTER
DELAWARE COUNTY, OHIO**

**NOTES TO THE BASIC FINANCIAL STATEMENTS
FOR THE FISCAL YEAR ENDED JUNE 30, 2024**

NOTE 17 - COVID-19

The United States and the State of Ohio declared a state of emergency in March of 2020 due to the COVID-19 pandemic. Ohio's state of emergency ended in June 2021 while the national state of emergency ended in April 2023. During fiscal year 2024, the Career Center received COVID-19 funding. The Career Center will continue to spend available COVID-19 funding consistent with the applicable program guidelines.

REQUIRED SUPPLEMENTARY INFORMATION

**DELAWARE AREA CAREER CENTER
DELAWARE COUNTY, OHIO**

SCHEDULE OF REVENUES, EXPENDITURES AND CHANGES IN
FUND BALANCE - BUDGET AND ACTUAL (NON-GAAP BUDGETARY BASIS)
GENERAL FUND
FOR THE FISCAL YEAR ENDED JUNE 30, 2024

	<u>Budgeted Amounts</u>		<u>Actual Amounts Budgetary Basis</u>	<u>Variance with Final Budget - over (under) Actual Amounts</u>
	<u>Original</u>	<u>Final</u>		
Budgetary revenues and other financing sources	\$ 26,461,973	\$ 30,228,701	\$ 29,762,068	\$ (466,633)
Budgetary expenditures and other financing uses	<u>26,525,180</u>	<u>26,702,081</u>	<u>25,999,920</u>	<u>(702,161)</u>
Net change in fund balance	(63,207)	3,526,620	3,762,148	235,528
Budgetary fund balance at beginning of year	10,806,400	10,806,400	10,806,400	-
Prior year encumbrances appropriated	<u>311,276</u>	<u>311,276</u>	<u>311,276</u>	<u>-</u>
Budgetary fund balance at end of year	<u><u>\$ 11,054,469</u></u>	<u><u>\$ 14,644,296</u></u>	<u><u>\$ 14,879,824</u></u>	<u><u>\$ 235,528</u></u>

SEE ACCOMPANYING NOTES TO THE REQUIRED SUPPLEMENTARY INFORMATION

**DELAWARE AREA CAREER CENTER
DELAWARE COUNTY, OHIO**

SCHEDULES OF THE REQUIRED SUPPLEMENTARY INFORMATION

SCHEDULE OF THE CAREER CENTER'S PROPORTIONATE SHARE OF
THE NET PENSION LIABILITY AND
CAREER CENTER PENSION CONTRIBUTIONS
SCHOOL EMPLOYEES RETIREMENT SYSTEM (SERS) OF OHIO

LAST TEN FISCAL YEARS

Fiscal Year (1)	Career Center's Proportion of the Net Pension Liability	Career Center's Proportionate Share of the Net Pension Liability	Career Center's Covered Payroll	Career Center's Proportionate Share of the Net Pension Liability as a Percentage of its Covered Payroll	Plan Fiduciary Net Position as a Percentage of the Total Pension Liability
2024	0.072563100%	\$ 4,009,486	\$ 2,887,250	138.87%	76.06%
2023	0.072460600%	\$ 3,919,233	\$ 2,766,493	141.67%	75.82%
2022	0.077493500%	\$ 2,859,285	\$ 2,715,400	105.30%	82.86%
2021	0.074534500%	\$ 4,929,869	\$ 2,596,600	189.86%	68.55%
2020	0.080963700%	\$ 4,844,200	\$ 2,784,430	173.97%	70.85%
2019	0.085011900%	\$ 4,868,789	\$ 2,734,459	178.05%	71.36%
2018	0.081277700%	\$ 4,856,163	\$ 2,710,021	179.19%	69.50%
2017	0.082901300%	\$ 6,067,610	\$ 2,578,693	235.30%	62.98%
2016	0.079877700%	\$ 4,557,899	\$ 2,404,734	189.54%	69.16%
2015	0.087354000%	\$ 4,420,936	\$ 2,538,341	174.17%	71.70%

Fiscal Year	Contractually Required Contributions	Contributions in Relation to the Contractually Required Contributions	Contribution Deficiency (Excess)	Career Center's Covered Payroll	Contributions as a Percentage of Covered Payroll
2024	\$ 419,920	\$ (419,920)	\$ -	\$ 2,999,429	14.00%
2023	\$ 404,215	(404,215)	-	2,887,250	14.00%
2022	\$ 387,309	(387,309)	-	2,766,493	14.00%
2021	\$ 380,156	(380,156)	-	2,715,400	14.00%
2020	\$ 363,524	(363,524)	-	2,596,600	14.00%
2019	\$ 375,898	(375,898)	-	2,784,430	13.50%
2018	\$ 369,152	(369,152)	-	2,734,459	13.50%
2017	\$ 379,403	(379,403)	-	2,710,021	14.00%
2016	\$ 361,017	(361,017)	-	2,578,693	14.00%
2015	\$ 316,944	(316,944)	-	2,404,734	13.18%

(1) Amounts presented for each fiscal year were determined as of the Career Center's measurement date which is the prior year-end.

SEE ACCOMPANYING NOTES TO THE REQUIRED SUPPLEMENTARY INFORMATION

**DELAWARE AREA CAREER CENTER
DELAWARE COUNTY, OHIO**

SCHEDULES OF THE REQUIRED SUPPLEMENTARY INFORMATION

SCHEDULE OF THE CAREER CENTER'S PROPORTIONATE SHARE OF
THE NET PENSION LIABILITY AND
CAREER CENTER PENSION CONTRIBUTIONS
STATE TEACHERS RETIREMENT SYSTEM (STRS) OF OHIO

LAST TEN FISCAL YEARS

Fiscal Year (1)	Career Center's Proportion of the Net Pension Liability	Career Center's Proportionate Share of the Net Pension Liability	Career Center's Covered Payroll	Career Center's Proportionate Share of the Net Pension Liability as a Percentage of its Covered Payroll	Plan Fiduciary Net Position as a Percentage of the Total Pension Liability
2024	0.058937140%	\$ 12,692,077	\$ 7,859,921	161.48%	80.02%
2023	0.056372380%	\$ 12,531,651	\$ 7,498,557	167.12%	78.88%
2022	0.057064792%	\$ 7,296,247	\$ 7,115,507	102.54%	87.78%
2021	0.053887570%	\$ 13,038,875	\$ 6,612,400	197.19%	75.48%
2020	0.052224890%	\$ 11,549,221	\$ 6,121,464	188.67%	77.40%
2019	0.051179080%	\$ 11,253,131	\$ 5,756,829	195.47%	77.31%
2018	0.051395220%	\$ 12,209,045	\$ 5,696,871	214.31%	75.30%
2017	0.049008580%	\$ 16,404,649	\$ 5,159,650	317.94%	66.80%
2016	0.052564500%	\$ 14,527,290	\$ 5,377,164	270.17%	72.10%
2015	0.053012100%	\$ 12,894,377	\$ 5,416,369	238.06%	74.70%

Fiscal Year	Contractually Required Contributions	Contributions in Relation to the Contractually Required Contributions	Contribution Deficiency (Excess)	Career Center's Covered Payroll	Contributions as a Percentage of Covered Payroll
2024	\$ 1,209,220	\$ (1,209,220)	\$ -	\$ 8,637,286	14.00%
2023	\$ 1,100,389	(1,100,389)	-	7,859,921	14.00%
2022	\$ 1,049,798	(1,049,798)	-	7,498,557	14.00%
2021	\$ 996,171	(996,171)	-	7,115,507	14.00%
2020	\$ 925,736	(925,736)	-	6,612,400	14.00%
2019	\$ 857,005	(857,005)	-	6,121,464	14.00%
2018	\$ 805,956	(805,956)	-	5,756,829	14.00%
2017	\$ 797,562	(797,562)	-	5,696,871	14.00%
2016	\$ 722,351	(722,351)	-	5,159,650	14.00%
2015	\$ 752,803	(752,803)	-	5,377,164	14.00%

(1) Amounts presented for each fiscal year were determined as of the Career Center's measurement date which is the prior year-end.

SEE ACCOMPANYING NOTES TO THE REQUIRED SUPPLEMENTARY INFORMATION

**DELAWARE AREA CAREER CENTER
DELAWARE COUNTY, OHIO**

SCHEDULES OF THE REQUIRED SUPPLEMENTARY INFORMATION

SCHEDULE OF THE CAREER CENTER'S PROPORTIONATE SHARE OF
THE NET OPEB LIABILITY AND
CAREER CENTER OPEB CONTRIBUTIONS
SCHOOL EMPLOYEES RETIREMENT SYSTEM (SERS) OF OHIO

LAST EIGHT AND TEN FISCAL YEARS

Fiscal Year (1) (2)	Career Center's Proportion of the Net OPEB Liability	Career Center's Proportionate Share of the Net OPEB Liability	Career Center's Covered Payroll	Career Center's Proportionate Share of the Net OPEB Liability as a Percentage of its Covered Payroll	Plan Fiduciary Net Position as a Percentage of the Total OPEB Liability
2024	0.066474000%	\$ 1,095,123	\$ 2,887,250	37.93%	30.02%
2023	0.067179400%	\$ 943,206	\$ 2,766,493	34.09%	30.34%
2022	0.071642700%	\$ 1,355,897	\$ 2,715,400	49.93%	24.08%
2021	0.068801100%	\$ 1,495,273	\$ 2,596,600	57.59%	18.17%
2020	0.074657600%	\$ 1,877,482	\$ 2,784,430	67.43%	15.57%
2019	0.078547400%	\$ 2,179,117	\$ 2,734,459	79.69%	13.57%
2018	0.075479400%	\$ 2,025,669	\$ 2,710,021	74.75%	12.46%
2017	0.076042750%	\$ 2,167,500	\$ 2,578,693	84.05%	11.49%

Fiscal Year	Contractually Required Contributions	Contributions in Relation to the Contractually Required Contributions	Contribution Deficiency (Excess)	Career Center's Covered Payroll	Contributions as a Percentage of Covered Payroll
2024	\$ 8,971	\$ (8,971)	\$ -	\$ 2,999,429	0.00%
2023	\$ 4,390	(4,390)	-	2,887,250	0.15%
2022	\$ 8,518	(8,518)	-	2,766,493	0.31%
2021	\$ 7,871	(7,871)	-	2,715,400	0.29%
2020	\$ 3,792	(3,792)	-	2,596,600	0.15%
2019	\$ 20,525	(20,525)	-	2,784,430	0.74%
2018	\$ 21,922	(21,922)	-	2,734,459	0.80%
2017	\$ 8,766	(8,766)	-	2,710,021	0.32%
2016	\$ 4,290	(4,290)	-	2,578,693	0.17%
2015	\$ 24,899	(24,899)	-	2,404,734	1.04%

(1) Amounts presented for each fiscal year were determined as of the Career Center's measurement date which is the prior year-end.

(2) Information prior to 2017 is not available. Schedule is intended to show information for 10 years.

Additional years will be displayed as they become available.

SEE ACCOMPANYING NOTES TO THE REQUIRED SUPPLEMENTARY INFORMATION

**DELAWARE AREA CAREER CENTER
DELAWARE COUNTY, OHIO**

SCHEDULES OF THE REQUIRED SUPPLEMENTARY INFORMATION

SCHEDULE OF THE CAREER CENTER'S PROPORTIONATE SHARE OF
THE NET OPEB LIABILITY/(ASSET) AND
CAREER CENTER OPEB CONTRIBUTIONS
STATE TEACHERS RETIREMENT SYSTEM (STRS) OF OHIO

LAST EIGHT AND TEN FISCAL YEARS

Fiscal Year (1) (2)	Career Center's Proportion of the Net OPEB Liability/(Asset)	Career Center's Proportionate Share of the Net OPEB Liability/(Asset)	Career Center's Covered Payroll	Career Center's Proportionate Share of the Net OPEB Liability/(Asset) as a Percentage of its Covered Payroll	Plan Fiduciary Net Position as a Percentage of the Total OPEB Liability/(Asset)
2024	0.058937140%	\$ (1,146,246)	\$ 7,859,921	14.58%	168.52%
2023	0.056372380%	\$ (1,459,668)	\$ 7,498,557	19.47%	230.73%
2022	0.057064792%	\$ (1,203,164)	\$ 7,115,507	16.91%	174.73%
2021	0.053887570%	\$ (947,074)	\$ 6,612,400	14.32%	182.10%
2020	0.052224890%	\$ (864,969)	\$ 6,121,464	14.13%	174.74%
2019	0.051179080%	\$ (822,395)	\$ 5,756,829	14.29%	176.00%
2018	0.051395220%	\$ 2,005,252	\$ 5,696,871	35.20%	47.10%
2017	0.049008580%	\$ 2,620,992	\$ 5,159,650	50.80%	37.30%

Fiscal Year	Contractually Required Contributions	Contributions in Relation to the Contractually Required Contributions	Contribution Deficiency (Excess)	Career Center's Covered Payroll	Contributions as a Percentage of Covered Payroll
2024	\$ -	\$ -	\$ -	\$ 8,637,286	0.00%
2023	-	-	-	7,859,921	0.00%
2022	-	-	-	7,498,557	0.00%
2021	-	-	-	7,115,507	0.00%
2020	-	-	-	6,612,400	0.00%
2019	-	-	-	6,121,464	0.00%
2018	-	-	-	5,756,829	0.00%
2017	-	-	-	5,696,871	0.00%
2016	-	-	-	5,159,650	0.00%
2015	-	-	-	5,377,164	0.00%

(1) Amounts presented for each fiscal year were determined as of the Career Center's measurement date which is the prior year-end.

(2) Information prior to 2017 is not available. Schedule is intended to show information for 10 years.

Additional years will be displayed as they become available.

SEE ACCOMPANYING NOTES TO THE REQUIRED SUPPLEMENTARY INFORMATION

**DELAWARE AREA CAREER CENTER
DELAWARE COUNTY, OHIO**

**NOTES TO THE REQUIRED SUPPLEMENTARY INFORMATION
FOR THE FISCAL YEAR ENDED JUNE 30, 2024**

NOTE 1 - BUDGETARY PROCESS

While reporting financial position, results of operations, and changes in fund balance on the basis of generally accepted accounting principles (GAAP), the budgetary basis as provided by law is based upon accounting for certain transactions on a basis of cash receipts and disbursements.

The statement of revenue, expenditures and changes in fund balance - budget and actual (non-GAAP budgetary basis) presented for the general fund is presented on the budgetary basis to provide a meaningful comparison of actual results with the budget. The major differences between the budget basis and the GAAP basis are that:

- (a) Revenues and other financing sources are recorded when received in cash (budget basis) as opposed to when susceptible to accrual (GAAP basis);
- (b) Expenditures and other financing uses are recorded when paid in cash (budget basis) as opposed to when the liability is incurred (GAAP basis);
- (c) In order to determine compliance with Ohio law, and to reserve that portion of the applicable appropriation, total outstanding encumbrances (budget basis) are recorded as the equivalent of an expenditure, as opposed to assigned or committed fund balance for that portion of outstanding encumbrances not already recognized as an account payable (GAAP basis); and
- (d) Some funds are included in the general fund (GAAP basis), but have separate legally adopted budgets (budget basis).

The adjustments necessary to convert the results of operations for the year on the budget basis to the GAAP basis is as follows:

Net Change in Fund Balance

	<u>General fund</u>
Budget basis	\$ 3,762,148
Net adjustment for revenue accruals	1,842,495
Net adjustment for expenditure accruals	(194,702)
Net adjustment for other sources/uses	274,245
Funds budgeted elsewhere	79,983
Adjustments for encumbrances	<u>465,529</u>
GAAP Basis	<u><u>\$ 6,229,698</u></u>

As part of Governmental Accounting Standards Board Statement No. 54, "Fund Balance Reporting", certain funds that are legally budgeted in separate special revenue funds are considered part of the general fund. This includes the uniform school supplies fund, rotary fund, public school support fund, Pell grant, workers compensation, and wellness fund

**DELAWARE AREA CAREER CENTER
DELAWARE COUNTY, OHIO**

**NOTES TO THE REQUIRED SUPPLEMENTARY INFORMATION
FOR THE FISCAL YEAR ENDED JUNE 30, 2024**

NOTE 2 - PENSIONS & OTHER POSTEMPLOYMENT BENEFITS (OPEB)

PENSION

SCHOOL EMPLOYEES RETIREMENT SYSTEM (SERS) OF OHIO

Change in benefit terms:

- There were no changes in benefit terms from the amounts reported for fiscal year 2015.
- There were no changes in benefit terms from the amounts reported for fiscal year 2016.
- There were no changes in benefit terms from the amounts reported for fiscal year 2017.
- For fiscal year 2018, SERS changed from a fixed 3% annual increase to a Cost of Living Adjustment (COLA) based on the changes in the Consumer Price Index (CPI-W), with a cap of 2.5% and a floor of 0%.
- For fiscal year 2019, with the authority granted the Board under Senate Bill 8, the Board has enacted a three year COLA delay for future benefit recipients commencing benefits on or after April 1, 2018.
- There were no changes in benefit terms from the amounts previously reported for fiscal year 2020.
- There were no changes in benefit terms from the amounts previously reported for fiscal year 2021.
- For fiscal year 2022, SERS changed from a Cost of Living Adjustment (COLA) of 2.5% to 2.0%.
- There were no changes in benefit terms from the amounts reported for fiscal year 2023.
- There were no changes in benefit terms from the amounts reported for fiscal year 2024.

Change in assumptions:

- There were no changes in methods and assumptions used in the calculation of actuarial determined contributions for fiscal year 2015.
- There were no changes in methods and assumptions used in the calculation of actuarial determined contributions for fiscal year 2016.
- For fiscal year 2017, the following changes of assumptions affected the total pension liability since the prior measurement date: (a) the assumed rate of inflation was reduced from 3.25% to 3.00%, (b) payroll growth assumption was reduced from 4.00% to 3.50%, (c) assumed real wage growth was reduced from 0.75% to 0.50%, (d) rates of withdrawal, retirement and disability were updated to reflect recent experience, (e) mortality among active members was updated to RP-2014 Blue Collar Mortality Table with fully generational projection and a five year age set-back for both males and females, (f) mortality among service retired members and beneficiaries was updated to the following RP-2014 Blue Collar Mortality Table with fully generational projection with Scale BB, 120% of male rates and 110% of female rates, (g) mortality among disabled members was updated to RP-2000 Disabled Mortality Table, 90% for male rates and 100% for female rates, set back five years is used for the period after disability retirement and (h) the discount rate was reduced from 7.75% to 7.50%.
- There were no changes in methods and assumptions used in the calculation of actuarial determined contributions for fiscal year 2018.
- There were no changes in methods and assumptions used in the calculation of actuarial determined contributions for fiscal year 2019.
- There were no changes in methods and assumptions used in the calculation of actuarial determined contributions for fiscal year 2020.
- There were no changes in methods and assumptions used in the calculation of actuarial determined contributions for fiscal year 2021.
- For fiscal year 2022, the following changes of assumptions affected the total pension liability since the prior measurement date: (a) wage inflation decreased from 3.00% to 2.40%, (b) future salary increases changed from 3.50%-18.20% to 3.25%-13.58%, (c) investment rate of return decreased from 7.50% to 7.00%, (d) discount rate decreased from 7.50% to 7.00% and (e) mortality tables changed from the RP-2014 Blue Collar mortality table to the PUB-2010 General Employee Amount Weighted Below Median Healthy Retiree mortality table.

**DELAWARE AREA CAREER CENTER
DELAWARE COUNTY, OHIO**

**NOTES TO THE REQUIRED SUPPLEMENTARY INFORMATION
FOR THE FISCAL YEAR ENDED JUNE 30, 2024**

NOTE 2 - PENSIONS & OTHER POSTEMPLOYMENT BENEFITS (OPEB) - (Continued)

- There were no changes in methods and assumptions used in the calculation of actuarial determined contributions for fiscal year 2023.
- There were no changes in methods and assumptions used in the calculation of actuarial determined contributions for fiscal year 2024.

STATE TEACHERS RETIREMENT SYSTEM (STRS) OF OHIO

Change in benefit terms:

- There were no changes in benefit terms from the amounts reported for fiscal year 2015.
- There were no changes in benefit terms from the amounts reported for fiscal year 2016.
- There were no changes in benefit terms from the amounts reported for fiscal year 2017.
- For fiscal year 2018, STRS decreased the Cost of Living Adjustment (COLA) to zero.
- There were no changes in benefit terms from amounts previously reported for fiscal year 2019.
- There were no changes in benefit terms from amounts previously reported for fiscal year 2020.
- There were no changes in benefit terms from amounts previously reported for fiscal year 2021.
- There were no changes in benefit terms from amounts previously reported for fiscal year 2022.
- There were no changes in benefit terms from amounts previously reported for fiscal year 2023.
- There were no changes in benefit terms from amounts previously reported for fiscal year 2024.

Changes in assumptions:

- There were no changes in methods and assumptions used in the calculation of actuarial determined contributions for fiscal year 2015.
- There were no changes in methods and assumptions used in the calculation of actuarial determined contributions for fiscal year 2016.
- There were no changes in methods and assumptions used in the calculation of actuarial determined contributions for fiscal year 2017.
- For fiscal year 2018, the following changes of assumption affected the total pension liability since the prior measurement date: (a) the long-term expected rate of return was reduced from 7.75% to 7.45%, (b) the inflation assumption was lowered from 2.75% to 2.50%, (c) the payroll growth assumption was lowered to 3.00%, (d) total salary increases rate was lowered by decreasing the merit component of the individual salary increases, in addition to a decrease of 0.25% due to lower inflation, (e) the healthy and disabled mortality assumptions were updated to the RP-2014 mortality tables with generational improvement scale MP-2016 and (f) rates of retirement, termination and disability were modified to better reflect anticipated future experience.
- There were no changes in methods and assumptions used in the calculation of actuarial determined contributions for fiscal year 2019.
- There were no changes in methods and assumptions used in the calculation of actuarial determined contributions for fiscal year 2020.
- There were no changes in methods and assumptions used in the calculation of actuarial determined contributions for fiscal year 2021.
- For fiscal year 2022, the following changes of assumption affected the total pension liability since the prior measurement date: (a) the long-term expected rate of return was reduced from 7.45% to 7.00% and (b) the discount rate of return was reduced from 7.45% to 7.00%.
- For fiscal year 2023, the following changes of assumption affected the total pension liability since the prior measurement date: the projected salary increases went from 12.50% at age 20 to 2.50% at age 65 to varies by service from 2.50% to 8.50%.
- There were no changes in methods and assumptions used in the calculation of actuarial determined contributions for fiscal year 2024.

**DELAWARE AREA CAREER CENTER
DELAWARE COUNTY, OHIO**

NOTES TO THE REQUIRED SUPPLEMENTARY INFORMATION
FOR THE FISCAL YEAR ENDED JUNE 30, 2024

NOTE 2 - PENSIONS & OTHER POSTEMPLOYMENT BENEFITS (OPEB) - (Continued)

OTHER POSTEMPLOYMENT BENEFITS (OPEB)

SCHOOL EMPLOYEES RETIREMENT SYSTEM (SERS) OF OHIO

Change in benefit terms:

- There were no changes in benefit terms from the amounts reported for fiscal year 2017.
- There were no changes in benefit terms from the amounts reported for fiscal year 2018.
- There were no changes in benefit terms from the amounts reported for fiscal year 2019.
- There were no changes in benefit terms from the amounts reported for fiscal year 2020.
- There were no changes in benefit terms from the amounts reported for fiscal year 2021.
- There were no changes in benefit terms from the amounts reported for fiscal year 2022.
- There were no changes in benefit terms from the amounts reported for fiscal year 2023.
- There were no changes in benefit terms from the amounts reported for fiscal year 2024.

Change in assumptions:

- There were no changes in methods and assumptions used in the calculation of actuarial determined contributions for fiscal year 2017.
- For fiscal year 2018, the following changes of assumptions affected the total OPEB liability since the prior measurement date: (a) assumed rate of inflation was reduced from 3.25% to 3.00%, (b) payroll growth assumption was reduced from 4.00% to 3.50%, (c) assumed real wage growth was reduced from 0.75% to 0.50%, (d) rates of withdrawal, retirement, and disability were updated to reflect recent experience, (e) mortality among active members was updated to the following: RP-2014 Blue Collar Mortality Table with fully generational projection and a five-year age set-back for both males and females, (f) mortality among service retired members and beneficiaries was updated to the following: RP-2014 Blue Collar Mortality Table with fully generational projection with Scale BB, 120% of male rates, and 110% of female rates, (g) mortality among disabled members was updated to the following: RP-2000 Disabled Mortality Table, 90% for male rates and 100% for female rates, set back five years is used for the period after disability retirement, (h) the municipal bond index rate increased from 2.92% to 3.56% and (i) the single equivalent interest rate, net of plan investment expense, including price inflation increased from 2.98% to 3.63%.
- For fiscal year 2019, the following changes of assumptions affected the total OPEB liability since the prior measurement date: (a) the discount rate increased from 3.63% to 3.70%, (b) the health care cost trend rates for Medicare were changed from a range of 5.50%-5.00% to a range of 5.375%-4.75% and Pre-Medicare were changed from a range of 7.50%-5.00% to a range of 7.25%-4.75%, (c) the municipal bond index rate increased from 3.56% to 3.62% and (d) the single equivalent interest rate, net of plan investment expense, including price inflation increased from 3.63% to 3.70%.
- For fiscal year 2020, the following changes of assumptions affected the total OPEB liability since the prior measurement date: (a) the discount rate decreased from 3.70% to 3.22%, (b) the health care cost trend rates for Medicare were changed from a range of 5.375%-4.75% to a range of 5.25%-4.75% and Pre-Medicare were changed from a range of 7.25%-4.75% to a range of 7.00%-4.75%, (c) the municipal bond index rate decreased from 3.62% to 3.13% and (d) the single equivalent interest rate, net of plan investment expense, including price inflation decreased from 3.70% to 3.22%.
- For fiscal year 2021, the following changes of assumptions affected the total OPEB liability since the prior measurement date: (a) the discount rate decreased from 3.22% to 2.63% and (b) the municipal bond index rate decreased from 3.13% to 2.45%, and (c) the single equivalent interest rate, net of plan investment expense, including price inflation decreased from 3.22% to 2.63%.

**DELAWARE AREA CAREER CENTER
DELAWARE COUNTY, OHIO**

**NOTES TO THE REQUIRED SUPPLEMENTARY INFORMATION
FOR THE FISCAL YEAR ENDED JUNE 30, 2024**

NOTE 2 - PENSIONS & OTHER POSTEMPLOYMENT BENEFITS (OPEB) - (Continued)

- For fiscal year 2022, the following changes of assumptions affected the total OPEB liability since the prior measurement date: (a) wage inflation decreased from 3.00% to 2.40%, (b) future salary increases changed from 3.50%-18.20% to 3.25%-13.58%, (c) investment rate of return decreased from 7.50% to 7.00%, (d) discount rate decreased from 7.50% to 7.00% and (e) mortality tables changed from the RP-2014 Blue Collar mortality table to the PUB-2010 General Employee Amount Weighted Below Median Healthy Retiree mortality table.
- For fiscal year 2023, the following changes of assumptions affected the total OPEB liability since the prior measurement date: (a) municipal bond index rate went from 1.92% to 3.69%, (b) single equivalent interest rate when from 2.27% to 4.08% and (c) medical trend assumptions went from 5.125% to 4.40% Medicare and 6.75% to 4.40% Pre-Medicare to 7.00% to 4.40%.
- For fiscal year 2024, the following changes of assumptions affect the total OPEB liability since the prior measurement date: (a) municipal bond index rate went from 3.69% to 3.86%, (b) single equivalent interest rate when from 4.08% to 4.27% and (c) medical trend assumptions went from 7.00% to 4.40% to 6.75% to 4.40%.

STATE TEACHERS RETIREMENT SYSTEM (STRS) OF OHIO

Change in benefit terms:

- There were no changes in benefit terms from the amounts previously reported for fiscal year 2017.
- For fiscal year 2018, STRS reduced the subsidy multiplier for non-Medicare benefit recipients from 2.1% to 1.9% per year of service. Medicare Part B premium reimbursements were discontinued for certain survivors and beneficiaries and all remaining Medicare Part B premium reimbursements will be discontinued beginning January 2019.
- For fiscal year 2019, STRS increased the subsidy multiplier for non-Medicare benefit recipients from 1.9% to 1.944% per year of service effective January 1, 2019. The non-Medicare frozen subsidy base premium was increased January 1, 2019 and all remaining Medicare Part B premium reimbursements will be discontinued beginning January 1, 2020.
- For fiscal year 2020, STRS increased the subsidy percentage from 1.944% to 1.984% effective January 1, 2020. The Medicare subsidy percentages were adjusted effective January 1, 2021 to 2.1% for the Medicare plan. The Medicare Part B monthly reimbursement elimination date was postponed to January 1, 2021.
- For fiscal year 2021, the non-Medicare subsidy percentage was increased effective January 1, 2021 from 1.984% to 2.055% per year of service. The non-Medicare frozen subsidy base premium was increased effective January 1, 2021. The Medicare subsidy percentages were adjusted effective January 1, 2021 to 2.1% for the AMA Medicare plan. The Medicare Part B monthly reimbursement elimination date was postponed indefinitely.
- For fiscal year 2022, the non-Medicare subsidy percentage was increased effective January 1, 2022 from 2.055% to 2.100%. The non-Medicare frozen subsidy base premium was increased effective January 1, 2022. The Medicare Part D subsidy was updated to reflect it is expected to be negative in CY2022. The Part B monthly reimbursement elimination date was postponed indefinitely.
- There were no changes in benefit terms from the amounts previously reported for fiscal year 2023.
- There were no changes in benefit terms from the amounts previously reported for fiscal year 2024.

**DELAWARE AREA CAREER CENTER
DELAWARE COUNTY, OHIO**

**NOTES TO THE REQUIRED SUPPLEMENTARY INFORMATION
FOR THE FISCAL YEAR ENDED JUNE 30, 2024**

NOTE 2 - PENSIONS & OTHER POSTEMPLOYMENT BENEFITS (OPEB) - (Continued)

Change in assumptions:

- There were no changes in methods and assumptions used in the calculation of actuarial determined contributions for fiscal year 2017.
- For fiscal year 2018, the following changes of assumptions affected the total OPEB liability since the prior measurement date: (a) the discount rate was increased from 3.26% to 4.13% based on the methodology defined under GASB Statement No. 74, Financial Reporting for Postemployment Benefit Plans Other Than Pension Plans (OPEB), (b) the long term expected rate of return was reduced from 7.75% to 7.45%, (c) valuation year per capita health care costs were updated, and the salary scale was modified, (d) the percentage of future retirees electing each option was updated based on current data and the percentage of future disabled retirees and terminated vested participants electing health coverage were decreased and (e) the assumed mortality, disability, retirement, withdrawal and future health care cost trend rates were modified along with the portion of rebated prescription drug costs.
- For fiscal year 2019, the following changes of assumptions affected the total OPEB liability/asset since the prior measurement date: (a) the discount rate was increased from the blended rate of 4.13% to the long-term expected rate of return of 7.45% based on the methodology defined under GASB Statement No. 74, Financial Reporting for Postemployment Benefit Plans Other Than Pension Plans (OPEB) and (b) decrease in health care cost trend rates from 6.00%-11.00% initial; 4.50% ultimate down to Medical Pre-Medicare 6.00% and Medicare 5.00% initial; 4.00% ultimate and Prescription Drug Pre-Medicare 8.00% and Medicare (5.23%) initial; 4.00% ultimate.
- For fiscal year 2020, health care cost trend rates were changed to the following: medical pre-Medicare from 6.00% initial - 4.00% ultimate down to 5.87% initial - 4.00% ultimate; medical Medicare from 5.00% initial - 4.00% ultimate down to 4.93% initial - 4.00% ultimate; prescription drug pre-Medicare from 8.00% initial - 4.00% ultimate down to 7.73% initial - 4.00% ultimate and (5.23%) initial - 4.00% ultimate up to 9.62% initial - 4.00% ultimate.
- For fiscal year 2021, health care cost trend rates were changed to the following: medical pre-Medicare from 5.87% initial - 4.00% ultimate down to 5.00% initial - 4.00% ultimate; medical Medicare from 4.93% initial - 4.00% ultimate down to -6.69% initial - 4.00% ultimate; prescription drug pre-Medicare from 7.73% initial - 4.00% ultimate down to 6.50% initial - 4.00% ultimate; prescription drug Medicare from 9.62% initial - 4.00% ultimate up to 11.87% initial - 4.00% ultimate.
- For fiscal year 2022, the following changes of assumption affected the total OPEB liability since the prior measurement date: (a) the long-term expected rate of return was reduced from 7.45% to 7.00%, (b) the discount rate of return was reduced from 7.45% to 7.00% and (c) health care cost trend rates were changed to the following: medical Medicare from -6.69% initial - 4.00% ultimate down to -16.18% initial - 4.00% ultimate; prescription drug Medicare from 11.87% initial - 4.00% ultimate up to 29.98% initial - 4.00% ultimate.
- For fiscal year 2023, the following changes of assumption affected the total OPEB liability since the prior measurement date: (a) projected salary increase went from 12.50% at age 20 to 2.50% at age 65 to varies by services from 2.50% to 8.50% and (b) health care cost trend rates were changed to the following: Pre-Medicare from 5.00% initial - 4.00% ultimate to 7.50% initial - 3.94% ultimate; medical Medicare from -16.18% initial - 4.00% ultimate to -68.78% initial - 3.94% ultimate; prescription drug Pre-Medicare from 6.50% initial - 4.00% ultimate to 9.00% initial - 3.94% ultimate; Medicare from 29.98% initial - 4.00% ultimate to -5.47% initial - 3.94% ultimate.
- For fiscal year 2024, the following changes of assumption affected the total OPEB liability since the prior measurement date: (a) health care cost trend rates were changed to the following: Pre-Medicare from 7.50% initial - 3.94% ultimate to 7.50% initial - 4.14% ultimate; medical Medicare from -68.78% initial - 3.94% ultimate to -10.94% initial - 4.14% ultimate; prescription drug Pre-Medicare from 9.00% initial - 3.94% ultimate to -11.95% initial - 4.14% ultimate; Medicare from -5.47% initial - 3.94% ultimate to 1.33% initial - 4.14% ultimate.

**DELAWARE AREA CAREER CENTER
DELAWARE COUNTY**

**SCHEDULE OF EXPENDITURES OF FEDERAL AWARDS
FOR THE YEAR ENDED JUNE 30, 2024**

FEDERAL GRANTOR Pass Through Grantor Program / Cluster Title	Federal AL Number	Pass Through Entity Identifying Number	Total Federal Expenditures
U.S. DEPARTMENT OF AGRICULTURE			
<i>Passed Through Ohio Department of Education & Workforce</i>			
Child Nutrition Cluster			
Cash Assistance			
School Breakfast Program	10.553	N/A	\$12,597
COVID-19 National School Lunch Program	10.555	N/A	48,638
National School Lunch Program	10.555	N/A	64,694
Non-Cash Assistance			
National School Lunch Program	10.555	N/A	16,611
Total Child Nutrition Cluster			<u>142,540</u>
Total U.S. Department of Education			<u>142,540</u>
U.S. DEPARTMENT OF TREASURY			
<i>Passed Through Ohio Office of Budget and Management</i>			
COVID-19 Coronavirus State and Local Fiscal Recovery Funds	21.027	N/A	<u>47,146</u>
Total U.S. Department of Treasury			<u>47,146</u>
U.S. DEPARTMENT OF EDUCATION			
<i>Passed Through Ohio Department of Education & Workforce</i>			
Adult Education - Basic Grants to States	84.002A	N/A	814,758
Career and Technical Education - Basic Grants to States	84.048A	N/A	373,292
COVID-19 Education Stabilization Fund	84.425C	N/A	<u>9,750</u>
Total U.S. Department of Education			<u>1,197,800</u>
Total Expenditures of Federal Awards			<u><u>\$1,387,486</u></u>

The accompanying notes are an integral part of this schedule.

**DELAWARE AREA CAREER CENTER
DELAWARE COUNTY**

**NOTES TO THE SCHEDULE OF EXPENDITURES OF FEDERAL AWARDS
2 CFR 200.510(b)(6)
FOR THE YEAR ENDED JUNE 30, 2024**

NOTE A – BASIS OF PRESENTATION

The accompanying Schedule of Expenditures of Federal Awards (the Schedule) includes the federal award activity of the Delaware Area Career Center (the Career Center) under programs of the federal government for the year ended June 30, 2024. The information on this Schedule is prepared in accordance with the requirements of Title 2 U.S. *Code of Federal Regulations* Part 200, *Uniform Administrative Requirements, Cost Principles, and Audit Requirements for Federal Awards* (Uniform Guidance). Because the Schedule presents only a selected portion of the operations of the Career Center, it is not intended to and does not present the financial position, changes in net position, or cash flows of the Career Center.

NOTE B – SUMMARY OF SIGNIFICANT ACCOUNTING POLICIES

Expenditures reported on the Schedule are reported on the cash basis of accounting. Such expenditures are recognized following the cost principles contained in Uniform Guidance wherein certain types of expenditures may or may not be allowable or may be limited as to reimbursement.

NOTE C – INDIRECT COST RATE

The Career Center has elected not to use the 10-percent de minimis indirect cost rate as allowed under the Uniform Guidance.

NOTE D - CHILD NUTRITION CLUSTER

The Career Center commingles cash receipts from the U.S. Department of Agriculture with similar State grants. When reporting expenditures on this Schedule, the Career Center assumes it expends federal monies first.

NOTE E – FOOD DONATION PROGRAM

The Career Center reports commodities consumed on the Schedule at the entitlement value of donated commodities. The Career Center allocated donated food commodities to the respective program that benefitted from the use of those donated food commodities.

NOTE F – MATCHING REQUIREMENTS

Certain Federal programs require the Career Center to contribute non-Federal funds (matching funds) to support the Federally-funded programs. The Career Center has met its matching requirements. The Schedule does not include the expenditure of non-Federal matching funds.



65 East State Street
Columbus, Ohio 43215
ContactUs@ohioauditor.gov
800-282-0370

**INDEPENDENT AUDITOR’S REPORT ON INTERNAL CONTROL OVER
FINANCIAL REPORTING AND ON COMPLIANCE AND OTHER MATTERS
REQUIRED BY GOVERNMENT AUDITING STANDARDS**

Delaware Area Career Center
Delaware County
4565 Columbus Pike
Delaware, Ohio 43015

To the Board of Education:

We have audited, in accordance with the auditing standards generally accepted in the United States of America and the standards applicable to financial audits contained in *Government Auditing Standards* issued by the Comptroller General of the United States (*Government Auditing Standards*), the financial statements of the governmental activities, each major fund, and the aggregate remaining fund information of the Delaware Area Career Center, Delaware County, (the Career Center) as of and for the year ended June 30, 2024, and the related notes to the financial statements, which collectively comprise the Career Center’s basic financial statements and have issued our report thereon dated February 4, 2025.

Report on Internal Control Over Financial Reporting

In planning and performing our audit of the financial statements, we considered the Career Center’s internal control over financial reporting (internal control) as a basis for designing audit procedures that are appropriate in the circumstances for the purpose of expressing our opinions on the financial statements, but not for the purpose of expressing an opinion on the effectiveness of the Career Center’s internal control. Accordingly, we do not express an opinion on the effectiveness of the Career Center’s internal control.

A *deficiency in internal control* exists when the design or operation of a control does not allow management or employees, in the normal course of performing their assigned functions, to prevent, or detect and correct misstatements on a timely basis. A *material weakness* is a deficiency, or a combination of deficiencies, in internal control, such that there is a reasonable possibility that a material misstatement of the Career Center’s financial statements will not be prevented, or detected and corrected, on a timely basis. A *significant deficiency* is a deficiency, or a combination of deficiencies, in internal control that is less severe than a material weakness, yet important enough to merit attention by those charged with governance.

Our consideration of internal control was for the limited purpose described in the first paragraph of this section and was not designed to identify all deficiencies in internal control that might be material weaknesses or significant deficiencies. Given these limitations, during our audit we did not identify any deficiencies in internal control that we consider to be material weaknesses. However, material weaknesses or significant deficiencies may exist that were not identified.

Report on Compliance and Other Matters

As part of obtaining reasonable assurance about whether the Career Center's financial statements are free from material misstatement, we performed tests of its compliance with certain provisions of laws, regulations, contracts, and grant agreements, noncompliance with which could have a direct and material effect on the financial statements. However, providing an opinion on compliance with those provisions was not an objective of our audit and accordingly, we do not express such an opinion. The results of our tests disclosed no instances of noncompliance or other matters that are required to be reported under *Government Auditing Standards*.

Purpose of This Report

The purpose of this report is solely to describe the scope of our testing of internal control and compliance and the results of that testing, and not to provide an opinion on the effectiveness of the Career Center's internal control or on compliance. This report is an integral part of an audit performed in accordance with *Government Auditing Standards* in considering the Career Center's internal control and compliance. Accordingly, this communication is not suitable for any other purpose.



Keith Faber
Auditor of State
Columbus, Ohio

February 4, 2025



65 East State Street
Columbus, Ohio 43215
ContactUs@ohioauditor.gov
800-282-0370

**INDEPENDENT AUDITOR'S REPORT ON COMPLIANCE WITH REQUIREMENTS
APPLICABLE TO EACH MAJOR FEDERAL PROGRAM AND ON INTERNAL CONTROL OVER
COMPLIANCE REQUIRED BY THE UNIFORM GUIDANCE**

Delaware Area Career Center
Delaware County
4565 Columbus Pike
Delaware, Ohio 43015

To the Board of Education:

Report on Compliance for Each Major Federal Program

Opinion on Each Major Federal Program

We have audited Delaware Area Career Center's, Delaware County, (the Career Center) compliance with the types of compliance requirements identified as subject to audit in the U.S. Office of Management and Budget (OMB) *Compliance Supplement* that could have a direct and material effect on each of Delaware Area Career Center's major federal programs for the year ended June 30, 2024. Delaware Area Career Center's major federal programs are identified in the *Summary of Auditor's Results* section of the accompanying schedule of findings.

In our opinion, Delaware Area Career Center complied, in all material respects, with the compliance requirements referred to above that could have a direct and material effect on each of its major federal programs for the year ended June 30, 2024.

Basis for Opinion on Each Major Federal Program

We conducted our audit of compliance in accordance with auditing standards generally accepted in the United States of America (GAAS); the standards applicable to financial audits contained in *Government Auditing Standards* issued by the Comptroller General of the United States (*Government Auditing Standards*); and the audit requirements of Title 2 U.S. *Code of Federal Regulations* Part 200, *Uniform Administrative Requirements, Cost Principles, and Audit Requirements for Federal Awards* (Uniform Guidance). Our responsibilities under those standards and the Uniform Guidance are further described in the *Auditor's Responsibilities for the Audit of Compliance* section of our report.

We are required to be independent of the Career Center and to meet our other ethical responsibilities, in accordance with relevant ethical requirements relating to our audit. We believe that the audit evidence we have obtained is sufficient and appropriate to provide a basis for our opinion on compliance for the major federal programs. Our audit does not provide a legal determination of the Career Center's compliance with the compliance requirements referred to above.

Responsibilities of Management for Compliance

The Career Center's Management is responsible for compliance with the requirements referred to above and for the design, implementation, and maintenance of effective internal control over compliance with the requirements of laws, statutes, regulations, rules, and provisions of contracts or grant agreements applicable to the Career Center's federal programs.

Auditor's Responsibilities for the Audit of Compliance

Our objectives are to obtain reasonable assurance about whether material noncompliance with the compliance requirements referred to above occurred, whether due to fraud or error, and express an opinion on the Career Center's compliance based on our audit. Reasonable assurance is a high level of assurance but is not absolute assurance and therefore is not a guarantee that an audit conducted in accordance with GAAS, *Government Auditing Standards*, and the Uniform Guidance will always detect material noncompliance when it exists. The risk of not detecting material noncompliance resulting from fraud is higher than for that resulting from error, as fraud may involve collusion, forgery, intentional omissions, misrepresentations, or the override of internal control. Noncompliance with the compliance requirements referred to above is considered material, if there is a substantial likelihood that, individually or in the aggregate, it would influence the judgment made by a reasonable user of the report on compliance about the Career Center's compliance with the requirements of the major federal program as a whole.

In performing an audit in accordance with GAAS, *Government Auditing Standards*, and the Uniform Guidance, we:

- exercise professional judgment and maintain professional skepticism throughout the audit.
- identify and assess the risks of material noncompliance, whether due to fraud or error, and design and perform audit procedures responsive to those risks. Such procedures include examining, on a test basis, evidence regarding the Career Center's compliance with the compliance requirements referred to above and performing such other procedures as we considered necessary in the circumstances.
- obtain an understanding of the Career Center's internal control over compliance relevant to the audit in order to design audit procedures that are appropriate in the circumstances and to test and report on internal control over compliance in accordance with the Uniform Guidance, but not for the purpose of expressing an opinion on the effectiveness of the Career Center's internal control over compliance. Accordingly, no such opinion is expressed.

We are required to communicate with those charged with governance regarding, among other matters, the planned scope and timing of the audit and any significant deficiencies and material weaknesses in internal control over compliance that we identified during the audit.

Report on Internal Control Over Compliance

A *deficiency in internal control over compliance* exists when the design or operation of a control over compliance does not allow management or employees, in the normal course of performing their assigned functions, to prevent, or detect and correct, noncompliance with a type of compliance requirement of a federal program on a timely basis. A *material weakness in internal control over compliance* is a deficiency, or combination of deficiencies, in internal control over compliance, such that there is a reasonable possibility that material noncompliance with a type of compliance requirement of a federal program will not be prevented, or detected and corrected, on a timely basis. A *significant deficiency in internal control over compliance* is a deficiency, or a combination of deficiencies, in internal control over compliance with a type of compliance requirement of a federal program that is less severe than a material weakness in internal control over compliance, yet important enough to merit attention by those charged with governance.

Our consideration of internal control over compliance was for the limited purpose described in the *Auditor's Responsibilities for the Audit of Compliance* section above and was not designed to identify all deficiencies in internal control over compliance that might be material weaknesses or significant deficiencies in internal control over compliance. Given these limitations, during our audit we did not identify any deficiencies in internal control over compliance that we consider to be material weaknesses, as defined above. However, material weaknesses or significant deficiencies in internal control over compliance may exist that were not identified.

Our audit was not designed for the purpose of expressing an opinion on the effectiveness of internal control over compliance. Accordingly, no such opinion is expressed.

The purpose of this report on internal control over compliance is solely to describe the scope of our testing of internal control over compliance and the results of this testing based on the requirements of the Uniform Guidance. Accordingly, this report is not suitable for any other purpose.



Keith Faber
Auditor of State
Columbus, Ohio

February 4, 2025

THIS PAGE INTENTIONALLY LEFT BLANK

**DELAWARE AREA CAREER CENTER
DELAWARE COUNTY**

**SCHEDULE OF FINDINGS
2 CFR § 200.515
JUNE 30, 2024**

1. SUMMARY OF AUDITOR'S RESULTS

(d)(1)(i)	Type of Financial Statement Opinion	Unmodified
(d)(1)(ii)	Were there any material weaknesses in internal control reported at the financial statement level (GAGAS)?	No
(d)(1)(ii)	Were there any significant deficiencies in internal control reported at the financial statement level (GAGAS)?	No
(d)(1)(iii)	Was there any reported material noncompliance at the financial statement level (GAGAS)?	No
(d)(1)(iv)	Were there any material weaknesses in internal control reported for major federal programs?	No
(d)(1)(iv)	Were there any significant deficiencies in internal control reported for major federal programs?	No
(d)(1)(v)	Type of Major Programs' Compliance Opinion	Unmodified
(d)(1)(vi)	Are there any reportable findings under 2 CFR § 200.516(a)?	No
(d)(1)(vii)	Major Programs (list):	Assistance Listing # 84.048 – Career and Technical Education – Basic Grants to States Assistance Listing # 84.002 – Adult Education – Basic Grants to States
(d)(1)(viii)	Dollar Threshold: Type A/B Programs	Type A: > \$ 750,000 Type B: all others
(d)(1)(ix)	Low Risk Auditee under 2 CFR § 200.520?	No

**2. FINDINGS RELATED TO THE FINANCIAL STATEMENTS
REQUIRED TO BE REPORTED IN ACCORDANCE WITH GAGAS**

None.

3. FINDINGS AND QUESTIONED COSTS FOR FEDERAL AWARDS

None.

THIS PAGE INTENTIONALLY LEFT BLANK

OHIO AUDITOR OF STATE KEITH FABER



DELAWARE AREA CAREER CENTER

DELAWARE COUNTY

AUDITOR OF STATE OF OHIO CERTIFICATION

This is a true and correct copy of the report, which is required to be filed pursuant to Section 117.26, Revised Code, and which is filed in the Office of the Ohio Auditor of State in Columbus, Ohio.



Certified for Release 2/20/2025

65 East State Street, Columbus, Ohio 43215
Phone: 614-466-4514 or 800-282-0370

This report is a matter of public record and is available online at
www.ohioauditor.gov