



OHIO AUDITOR OF STATE  
**KEITH FABER**



**CHAMPION LOCAL SCHOOL DISTRICT  
TRUMBULL COUNTY  
JUNE 30, 2024**

**TABLE OF CONTENTS**

<b>TITLE</b>	<b>PAGE</b>
Independent Auditor's Report .....	1
Prepared by Management:	
Management's Discussion and Analysis .....	5
Basic Financial Statements:	
Government-wide Financial Statements:	
Statement of Net Position .....	15
Statement of Activities.....	16
Fund Financial Statements:	
Balance Sheet	
Governmental Funds .....	17
Reconciliation of Total Governmental Fund Balances to	
Net Position of Governmental Activities .....	18
Statement of Revenues, Expenditures and Changes in Fund Balance	
Governmental Funds.....	19
Reconciliation of the Statement of Revenues, Expenditures	
and Changes in Fund Balances of Governmental Funds	
to the Statement of Activities .....	20
Notes to the Basic Financial Statements .....	21

**CHAMPION LOCAL SCHOOL DISTRICT  
TRUMBULL COUNTY  
JUNE 30, 2024**

**TABLE OF CONTENTS  
(Continued)**

<b>TITLE</b>	<b>PAGE</b>
Required Supplementary Information:	
Schedule of Revenues, Expenditures and Changes in Fund Balance - Budget (Non-GAAP Basis) and Actual General Fund.....	62
Schedule of the School District's Proportionate Share of the Net Pension Liability and Direct Contributions (SERS of Ohio).....	63
Schedule of the School District's Proportionate Share of the Net Pension Liability and Direct Contributions (STRS of Ohio).....	64
Schedule of the School District's Proportionate Share of the Net OPEB (Asset) Liability and Direct Contributions (SERS of Ohio) .....	65
Schedule of the School District's Proportionate Share of the Net OPEB (Asset) Liability and Direct Contributions (STRS of Ohio) .....	66
Notes to Required Supplementary Information .....	67
Schedule of Expenditures of Federal Awards .....	73
Notes to the Schedule of Expenditures of Federal Awards .....	74
Independent Auditor's Report on Internal Control Over Financial Reporting and on Compliance and Other Matters Required by <i>Government Auditing Standards</i> .....	75
Independent Auditor's Report on Compliance with Requirements Applicable to the Major Federal Program and on Internal Control Over Compliance Required by the Uniform Guidance.....	77
Schedule of Findings.....	81

**This page intentionally left blank.**

# OHIO AUDITOR OF STATE KEITH FABER

65 East State Street  
Columbus, Ohio 43215  
ContactUs@ohioauditor.gov  
800-282-0370

## INDEPENDENT AUDITOR'S REPORT

Champion Local School District  
Trumbull County  
5976 Mahoning Avenue NW Suite B  
Warren, OH 44483

To the Board of Education:

### Report on the Audit of the Financial Statements

#### ***Opinions***

We have audited the financial statements of the governmental activities, the General Fund, and the aggregate remaining fund information of the Champion Local School District, Trumbull County, Ohio (District), as of and for the year ended June 30, 2024, and the related notes to the financial statements, which collectively comprise the District's basic financial statements as listed in the table of contents.

In our opinion, the accompanying financial statements referred to above present fairly, in all material respects, the respective financial position of the governmental activities, the General fund, and the aggregate remaining fund information of the Champion Local School District, Trumbull County, Ohio as of June 30, 2024, and the respective changes in financial position thereof for the year then ended in accordance with the accounting principles generally accepted in the United States of America.

#### ***Basis for Opinions***

We conducted our audit in accordance with auditing standards generally accepted in the United States of America (GAAS) and the standards applicable to financial audits contained in *Government Auditing Standards*, issued by the Comptroller General of the United States. Our responsibilities under those standards are further described in the *Auditor's Responsibilities for the Audit of the Financial Statements* section of our report. We are required to be independent of the District, and to meet our other ethical responsibilities, in accordance with the relevant ethical requirements relating to our audit. We believe that the audit evidence we have obtained is sufficient and appropriate to provide a basis for our audit opinions.

#### ***Responsibilities of Management for the Financial Statements***

Management is responsible for the preparation and fair presentation of the financial statements in accordance with accounting principles generally accepted in the United States of America, and for the design, implementation, and maintenance of internal control relevant to the preparation and fair presentation of financial statements that are free from material misstatement, whether due to fraud or error.

In preparing the financial statements, management is required to evaluate whether there are conditions or events, considered in the aggregate, that raise substantial doubt about the District's ability to continue as a going concern for twelve months beyond the financial statement date, including any currently known information that may raise substantial doubt shortly thereafter.

***Auditor's Responsibilities for the Audit of the Financial Statements***

Our objectives are to obtain reasonable assurance about whether the financial statements as a whole are free from material misstatement, whether due to fraud or error, and to issue an auditor's report that includes our opinions. Reasonable assurance is a high level of assurance but is not absolute assurance and therefore is not a guarantee that an audit conducted in accordance with GAAS and *Government Auditing Standards* will always detect a material misstatement when it exists. The risk of not detecting a material misstatement resulting from fraud is higher than for one resulting from error, as fraud may involve collusion, forgery, intentional omissions, misrepresentations, or the override of internal control. Misstatements are considered material if there is a substantial likelihood that, individually or in the aggregate, they would influence the judgment made by a reasonable user based on the financial statements.

In performing an audit in accordance with GAAS and *Government Auditing Standards*, we

- exercise professional judgment and maintain professional skepticism throughout the audit.
- identify and assess the risks of material misstatement of the financial statements, whether due to fraud or error, and design and perform audit procedures responsive to those risks. Such procedures include examining, on a test basis, evidence regarding the amounts and disclosures in the financial statements.
- obtain an understanding of internal control relevant to the audit in order to design audit procedures that are appropriate in the circumstances, but not for the purpose of expressing an opinion on the effectiveness of the District's internal control. Accordingly, no such opinion is expressed.
- evaluate the appropriateness of accounting policies used and the reasonableness of significant accounting estimates made by management, as well as evaluate the overall presentation of the financial statements.
- conclude whether, in our judgment, there are conditions or events, considered in the aggregate, that raise substantial doubt about the District's ability to continue as a going concern for a reasonable period of time.

We are required to communicate with those charged with governance regarding, among other matters, the planned scope and timing of the audit, significant audit findings, and certain internal control-related matters that we identified during the audit.

***Required Supplementary Information***

Accounting principles generally accepted in the United States of America require that the management's discussion and analysis, required budgetary comparison schedule, and schedules of net pension and other post-employment benefit liabilities and pension and other post-employment benefit contributions be presented to supplement the basic financial statements. Such information is the responsibility of management and, although not a part of the basic financial statements, is required by the Governmental Accounting Standards Board who considers it to be an essential part of financial reporting for placing the basic financial statements in an appropriate operational, economic, or historical context. We have applied certain limited procedures to the required supplementary information in accordance with auditing standards generally accepted in the United States of America, which consisted of inquiries of management about the methods of preparing the information and comparing the information for consistency with management's responses to our inquiries, the basic financial statements, and other knowledge we obtained during our audit of the basic financial statements. We do not express an opinion or provide any assurance on the information because the limited procedures do not provide us with sufficient evidence to express an opinion or provide any assurance.

***Supplementary information***

Our audit was conducted for the purpose of forming opinions on the financial statements that collectively comprise the District's basic financial statements. The Schedule of Expenditures of Federal Awards as required by Title 2 U.S. Code of Federal Regulations (CFR) Part 200, Uniform Administrative Requirements, Cost Principles, and Audit Requirements for Federal Awards is presented for purposes of additional analysis and is not a required part of the basic financial statements.

Such information is the responsibility of management and was derived from and relates directly to the underlying accounting and other records used to prepare the basic financial statements. The information has been subjected to the auditing procedures applied in the audit of the basic financial statements and certain additional procedures, including comparing and reconciling such information directly to the underlying accounting and other records used to prepare the basic financial statements or to the basic financial statements themselves, and other additional procedures in accordance with auditing standards generally accepted in the United States of America. In our opinion, the Schedule of Expenditures of Federal Awards is fairly stated, in all material respects, in relation to the basic financial statements as a whole.

**Other Reporting Required by *Government Auditing Standards***

In accordance with *Government Auditing Standards*, we have also issued our report dated January 29, 2025, on our consideration of the District's internal control over financial reporting and our tests of its compliance with certain provisions of laws, regulations, contracts and grant agreements and other matters. The purpose of that report is solely to describe the scope of our testing of internal control over financial reporting and compliance and the results of that testing, and not to provide an opinion on the effectiveness of the District's internal control over financial reporting or on compliance. That report is an integral part of an audit performed in accordance with *Government Auditing Standards* in considering the District's internal control over financial reporting and compliance.



Keith Faber  
Auditor of State  
Columbus, Ohio

January 29, 2025

**This page intentionally left blank.**



**CHAMPION LOCAL SCHOOL DISTRICT  
TRUMBULL COUNTY, OHIO**

**MANAGEMENT'S DISCUSSION AND ANALYSIS  
FOR THE FISCAL YEAR ENDED JUNE 30, 2024  
(UNAUDITED)**

The management's discussion and analysis of Champion Local School District's (the "District") financial performance provides an overall review of the District's financial activities for the fiscal year ended June 30, 2024. The intent of this discussion and analysis is to look at the District's financial performance as a whole; readers should also review the basic financial statements and the notes to the basic financial statements to enhance their understanding of the District's financial performance.

**Financial Highlights**

Key financial highlights for fiscal year 2024 are as follows:

- In total, net position of governmental activities increased \$837,076, which represents a 23.69% increase from June 30, 2023 net position.
- General revenues accounted for \$16,622,556 in revenue or 83.32% of total revenues. Program specific revenues in the form of charges for services and sales, grants and contributions accounted for \$3,326,983 in revenue or 16.68% of total revenues of \$19,949,539.
- The District had \$19,112,463 in expenses related to governmental activities; only \$3,326,983 of these expenses were offset by program specific charges for services, grants or contributions. General revenues supporting governmental activities (primarily taxes and unrestricted grants and entitlements) of \$16,622,556 were adequate to provide for these programs.
- The District's only major governmental fund is the general fund. The general fund had \$17,041,281 in revenues and other financing sources and \$16,517,265 in expenditures and other financing uses. During fiscal year 2024, the general fund's fund balance increased \$524,016 from a fund balance of \$4,030,307 to a balance of \$4,554,323.

**Using the Basic Financial Statements (BFS)**

This annual report consists of a series of financial statements and notes to those statements. These statements are organized so the reader can understand the District as a financial whole, an entire operating entity. The statements then proceed to provide an increasingly detailed look at specific financial activities.

The statement of net position and statement of activities provide information about the activities of the whole District, presenting both an aggregate view of the District's finances and a longer-term view of those finances. Fund financial statements provide the next level of detail. For governmental funds, these statements tell how services were financed in the short-term as well as what remains for future spending. The fund financial statements also look at the District's most significant funds with all other nonmajor funds presented in total in one column. In the case of the District, the general fund is by far the most significant fund, and the only governmental fund reported as a major fund.

**Reporting the District as a Whole**

***Statement of Net Position and the Statement of Activities***

While this document contains the large number of funds used by the District to provide programs and activities, the view of the District as a whole looks at all financial transactions and asks the question, "How did the District do financially during fiscal year 2024?" The statement of net position and the statement of activities answer this question. These statements include all non-fiduciary assets, liabilities, deferred inflows of resources, revenues and expenses using the accrual basis of accounting similar to the accounting used by most private-sector companies. This basis of accounting will take into account all of the current year's revenues and expenses regardless of when cash is received or paid.

These two statements report the District's net position and changes in net position. This change in net position is important because it tells the reader that, for the District as a whole, the financial position of the District has improved or diminished. The causes of this change may be the result of many factors, some financial, some not. Non-financial factors include the District's property tax base, current property tax laws in Ohio restricting revenue growth, facility conditions, required educational programs and other factors.

**CHAMPION LOCAL SCHOOL DISTRICT  
TRUMBULL COUNTY, OHIO**

**MANAGEMENT'S DISCUSSION AND ANALYSIS  
FOR THE FISCAL YEAR ENDED JUNE 30, 2024  
(UNAUDITED)**

In the statement of net position and the statement of activities, the governmental activities include the District's programs and services, including instruction, support services, operation and maintenance, pupil transportation, extracurricular activities, and food service operations.

**Reporting the District's Most Significant Funds**

***Fund Financial Statements***

Fund financial reports provide detailed information about the District's major funds. The District uses many funds to account for a multitude of financial transactions. However, these fund financial statements focus on the District's most significant funds. The District's only major governmental fund is the general fund.

***Governmental Funds***

All of the District's activities are reported in governmental funds, which focus on how money flows into and out of those funds and the balances left at year end available for spending in future periods. These funds are reported using an accounting method called modified accrual accounting, which measures cash and all other financial assets that can readily be converted to cash. The governmental fund financial statements provide a detailed short-term view of the District's general government operations and the basic services it provides. Governmental fund information helps you determine whether there are more or fewer financial resources that can be spent in the near future to finance educational programs. The relationship (or differences) between governmental activities (reported in the statement of net position and the statement of activities) and governmental funds is reconciled in the basic financial statements.

***Notes to the Basic Financial Statements***

The notes provide additional information that is essential to a full understanding of the data provided in the government-wide and fund financial statements.

***Required Supplementary Information***

In addition to the basic financial statements and accompanying notes, this report also presents certain required supplementary information concerning the District's general fund budgetary information, net pension liability and net OPEB liability/asset, and pension and net OPEB contributions.

**The District as a Whole**

The statement of net position provides the perspective of the District as a whole. The table below provides a summary of the District's net position at June 30, 2024 and June 30, 2023.

**CHAMPION LOCAL SCHOOL DISTRICT  
TRUMBULL COUNTY, OHIO**

**MANAGEMENT'S DISCUSSION AND ANALYSIS  
FOR THE FISCAL YEAR ENDED JUNE 30, 2024  
(UNAUDITED)**

**Net Position**

	Governmental Activities 2024	Governmental Activities 2023
<b><u>Assets</u></b>		
Current and other assets	\$ 16,918,225	\$ 15,371,629
Net OPEB asset	1,144,118	1,542,144
Capital assets, net	<u>25,903,055</u>	<u>26,049,782</u>
Total assets	<u>43,965,398</u>	<u>42,963,555</u>
<b><u>Deferred Outflows of Resources</u></b>		
Pension	3,217,429	3,991,992
OPEB	<u>536,854</u>	<u>326,902</u>
Total deferred outflows of resources	<u>3,754,283</u>	<u>4,318,894</u>
<b><u>Liabilities</u></b>		
Current liabilities	1,979,611	2,003,071
Long-term liabilities:		
Due within one year	433,253	431,639
Due in more than one year:		
Net pension liability	15,451,287	15,974,150
Net OPEB liability	853,310	727,178
Other amounts	<u>13,701,470</u>	<u>13,892,646</u>
Total liabilities	<u>32,418,931</u>	<u>33,028,684</u>
<b><u>Deferred Inflows of Resources</u></b>		
Property taxes levied for next year	8,133,864	7,033,059
Pension	1,140,207	1,526,424
OPEB	<u>1,655,515</u>	<u>2,160,194</u>
Total deferred inflows of resources	<u>10,929,586</u>	<u>10,719,677</u>
<b><u>Net Position</u></b>		
Net investment in capital assets	13,281,860	13,143,326
Restricted	2,936,800	2,285,921
Unrestricted (deficit)	<u>(11,847,496)</u>	<u>(11,895,159)</u>
Total net position	<u>\$ 4,371,164</u>	<u>\$ 3,534,088</u>

The net pension liability (NPL) is the largest single liability reported by the District at June 30, 2024 and is reported pursuant to GASB Statement 68, "Accounting and Financial Reporting for Pensions—an Amendment of GASB Statement 27." The District adopted GASB Statement 75, "Accounting and Financial Reporting for Postemployment Benefits Other Than Pensions," which significantly revises accounting for costs and liabilities related to other postemployment benefits (OPEB). For reasons discussed below, many end users of this financial statement will gain a clearer understanding of the District's actual financial condition by adding deferred inflows related to pension and OPEB, the net pension liability and the net OPEB liability to the reported net position and subtracting deferred outflows related to pension and OPEB and the net OPEB asset.

Governmental Accounting Standards Board standards are national and apply to all government financial reports prepared in accordance with generally accepted accounting principles. Prior accounting for pensions (GASB 27) and postemployment benefits (GASB 45) focused on a funding approach. This approach limited pension and OPEB costs to contributions annually required by law, which may or may not be sufficient to fully fund each plan's *net pension liability* or *net OPEB liability*. GASB 68 and GASB 75 take an earnings approach to pension and OPEB accounting; however, the nature of Ohio's statewide pension/OPEB plans and state law governing those systems requires additional explanation in order to properly understand the information presented in these statements.

**CHAMPION LOCAL SCHOOL DISTRICT  
TRUMBULL COUNTY, OHIO**

**MANAGEMENT'S DISCUSSION AND ANALYSIS  
FOR THE FISCAL YEAR ENDED JUNE 30, 2024  
(UNAUDITED)**

GASB 68 and GASB 75 require the net pension liability and the net OPEB liability/asset to equal the District's proportionate share of each plan's collective:

1. Present value of estimated future pension/OPEB benefits attributable to active and inactive employees' past service.
2. Minus plan assets available to pay these benefits.

GASB notes that pension and OPEB obligations, whether funded or unfunded, are part of the "employment exchange" - that is, the employee is trading his or her labor in exchange for wages, benefits, and the promise of a future pension and other postemployment benefits. GASB noted that the unfunded portion of this promise is a present obligation of the government, part of a bargained-for benefit to the employee, and should accordingly be reported by the government as a liability since they received the benefit of the exchange. However, the District is not responsible for certain key factors affecting the balance of these liabilities. In Ohio, the employee shares the obligation of funding pension benefits with the employer. Both employer and employee contribution rates are capped by State statute. A change in these caps requires action of both Houses of the General Assembly and approval of the Governor. Benefit provisions are also determined by State statute. The Ohio Revised Code permits, but does not require, the retirement systems to provide healthcare to eligible benefit recipients. The retirement systems may allocate a portion of the employer contributions to provide for these OPEB benefits.

The employee enters the employment exchange with the knowledge that the employer's promise is limited not by contract but by law. The employer enters the exchange also knowing that there is a specific, legal limit to its contribution to the retirement system. In Ohio, there is no legal means to enforce the unfunded liability of the pension/OPEB plan *as against the public employer*. State law operates to mitigate/lessen the moral obligation of the public employer to the employee, because all parties enter the employment exchange with notice as to the law. The retirement system is responsible for the administration of the pension and OPEB plans.

Most long-term liabilities have set repayment schedules or, in the case of compensated absences (i.e. sick and vacation leave), are satisfied through paid time-off or termination payments. There is no repayment schedule for the net pension liability or the net OPEB liability. As explained above, changes in benefits, contribution rates, and return on investments affect the balance of these liabilities but are outside the control of the local government. In the event that contributions, investment returns, and other changes are insufficient to keep up with required payments, State statute does not assign/identify the responsible party for the unfunded portion. Due to the unique nature of how the net pension liability and the net OPEB liability are satisfied, these liabilities are separately identified within the long-term liability section of the statement of net position.

In accordance with GASB 68 and GASB 75, the District's statements prepared on an accrual basis of accounting include an annual pension expense and an annual OPEB expense for their proportionate share of each plan's *change* in net pension liability and net OPEB liability/asset, respectively, not accounted for as deferred inflows/outflows.

Over time, net position can serve as a useful indicator of a government's financial position. At June 30, 2024, the District's assets and deferred outflows of resources exceeded liabilities and deferred inflows of resources by \$4,371,164.

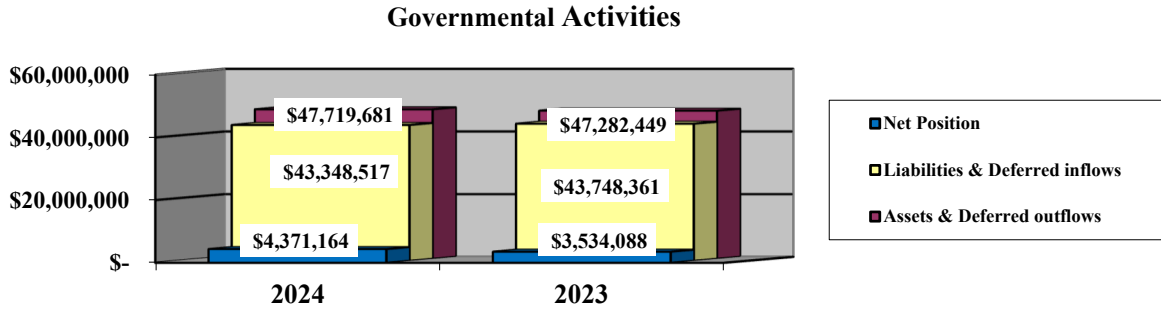
At year end, capital assets represented 58.92% of total assets. Capital assets include land, construction in progress, land improvements, buildings and improvements, furniture and equipment, vehicles and intangible right to use assets. The District's net investment in capital assets at June 30, 2024 was \$13,281,860. These capital assets are used to provide services to the students and are not available for future spending. Although the District's investment in capital assets is reported net of related debt, it should be noted that the resources to repay the debt must be provided from other sources, since capital assets may not be used to liquidate these liabilities.

A portion of the District's net position, \$2,936,800 represents resources that are subject to external restriction on how they may be used. The remaining balance of unrestricted net position is a deficit of \$11,847,496.

**CHAMPION LOCAL SCHOOL DISTRICT  
TRUMBULL COUNTY, OHIO**

**MANAGEMENT'S DISCUSSION AND ANALYSIS  
FOR THE FISCAL YEAR ENDED JUNE 30, 2024  
(UNAUDITED)**

The graph below illustrates the District's assets, liabilities, deferred inflows of resources, and net position at June 30, 2024 and June 30, 2023.



The table below shows the changes in net position for governmental activities for fiscal years 2024 and 2023.

	Change in Net Position	
	Governmental Activities 2024	Governmental Activities 2023
<b><u>Revenues</u></b>		
Program revenues:		
Charges for services and sales	\$ 770,339	\$ 638,355
Operating grants and contributions	2,355,188	2,567,608
Capital grants and contributions	201,456	-
General revenues:		
Property taxes	7,762,878	6,847,385
Grants and entitlements	8,464,969	7,957,395
Investment earnings	261,243	99,396
Miscellaneous	133,466	143,447
Total revenues	<u>19,949,539</u>	<u>18,253,586</u>
		-Continued

**CHAMPION LOCAL SCHOOL DISTRICT  
TRUMBULL COUNTY, OHIO**

**MANAGEMENT'S DISCUSSION AND ANALYSIS  
FOR THE FISCAL YEAR ENDED JUNE 30, 2024  
(UNAUDITED)**

	<b>Change in Net Position (Continued)</b>	
	Governmental Activities 2024	Governmental Activities 2023
<b><u>Expenses</u></b>		
Program expenses:		
Instruction:		
Regular	7,568,444	7,551,837
Special	3,018,196	2,575,626
Other	59,283	63,082
Support services:		
Pupil	1,206,680	1,257,011
Instructional staff	471,954	420,213
Board of education	85,587	49,083
Administration	1,701,709	1,641,895
Fiscal	515,381	495,280
Operations and maintenance	1,629,045	1,667,417
Pupil transportation	999,136	802,374
Central	108,563	100,161
Operation of non-instructional services:		
Food service operations	651,928	607,537
Extracurricular activities	641,754	634,871
Interest and fiscal charges	454,803	462,856
Total expenses	<u>19,112,463</u>	<u>18,329,243</u>
Change in net position	837,076	(75,657)
Net position at beginning of year	<u>3,534,088</u>	<u>3,609,745</u>
Net position at end of year	<u><u>\$ 4,371,164</u></u>	<u><u>\$ 3,534,088</u></u>

**Governmental Activities**

Net position of the District's governmental activities increased \$837,076. Total governmental expenses of \$19,112,463 were offset by program revenues of \$3,326,983 and general revenues of \$16,622,556. Program revenues supported 17.41% of the total governmental expenses.

The primary sources of revenue for governmental activities are derived from property taxes and grants and entitlements. These revenue sources represent 81.34% of total governmental revenues.

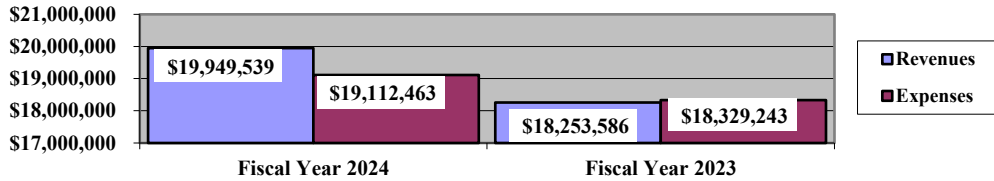
The largest expense of the District is for instructional programs. Instructional expenses totaled \$10,645,923 or 55.70% of total governmental expenses for fiscal year 2024.

**CHAMPION LOCAL SCHOOL DISTRICT  
TRUMBULL COUNTY, OHIO**

**MANAGEMENT'S DISCUSSION AND ANALYSIS  
FOR THE FISCAL YEAR ENDED JUNE 30, 2024  
(UNAUDITED)**

The graph below presents the District's governmental activities revenues and expenses for fiscal years 2024 and 2023.

**Governmental Activities - Revenues and Expenses**



The statement of activities shows the cost of program services and the charges for services and grants offsetting those services. The following table shows, for governmental activities, the total cost of services and the net cost of services for fiscal years 2024 and 2023. That is, it identifies the cost of these services supported by tax revenues, unrestricted State grants and entitlements, and other general revenues of the District.

**Governmental Activities**

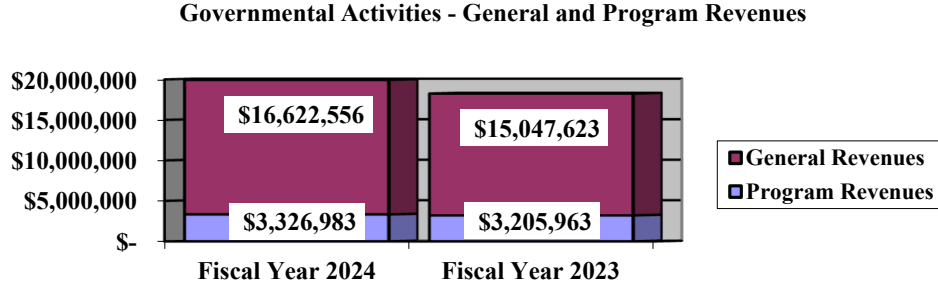
	Total Cost of Services 2024	Net Cost of Services 2024	Total Cost of Services 2023	Net Cost of Services 2023
<b>Program expenses</b>				
Instruction:				
Regular	\$ 7,568,444	\$ 7,125,706	\$ 7,551,837	\$ 7,223,825
Special	3,018,196	1,877,159	2,575,626	1,527,411
Other	59,283	59,283	63,082	63,082
Support services:				
Pupil	1,206,680	930,837	1,257,011	873,544
Instructional staff	471,954	340,158	420,213	311,194
Board of education	85,587	85,587	49,083	49,083
Administration	1,701,709	1,645,063	1,641,895	1,578,391
Fiscal	515,381	515,381	495,280	495,280
Operations and maintenance	1,629,045	1,424,962	1,667,417	1,259,086
Pupil transportation	999,136	797,680	802,374	802,374
Central	108,563	108,520	100,161	97,032
Operation of non-instructional services:				
Food service operations	651,928	(44,266)	607,537	(67,631)
Extracurricular activities	641,754	464,607	634,871	447,753
Interest and fiscal charges	454,803	454,803	462,856	462,856
<b>Total expenses</b>	<b>\$ 19,112,463</b>	<b>\$ 15,785,480</b>	<b>\$ 18,329,243</b>	<b>\$ 15,123,280</b>

The dependence upon taxes and other general revenues for governmental activities is apparent, as 85.12% of instruction activities are supported through taxes and other general revenues. For all governmental activities, general revenue support is 82.59%. The District's taxpayers and grants and entitlements not restricted to specific programs are by far the primary support for the District's students.

**CHAMPION LOCAL SCHOOL DISTRICT  
TRUMBULL COUNTY, OHIO**

MANAGEMENT'S DISCUSSION AND ANALYSIS  
FOR THE FISCAL YEAR ENDED JUNE 30, 2024  
(UNAUDITED)

The graph below presents the District's governmental activities revenues for fiscal years 2024 and 2023.



**The District's Funds**

The District's governmental funds reported a combined fund balance of \$6,359,376, which is greater than last year's total fund balance of \$5,837,252. The table below indicates the fund balance and the total change in fund balance as of June 30, 2024 and June 30, 2023.

	Fund Balance June 30, 2024	Fund Balance June 30, 2023	Change
General fund	\$ 4,554,323	\$ 4,030,307	\$ 524,016
Nonmajor governmental funds	1,805,053	1,806,945	(1,892)
Total	<u>\$ 6,359,376</u>	<u>\$ 5,837,252</u>	<u>\$ 522,124</u>

**General Fund**

The District's general fund balance increased \$524,016.

The table that follows assists in illustrating the financial activities of the general fund during fiscal years 2024 and 2023.

	2024 Amount	2023 Amount	Percentage Change
<b><u>Revenues</u></b>			
Taxes	\$ 6,908,590	\$ 6,178,062	11.82 %
Tuition and fees	264,062	147,233	79.35 %
Investment earnings	275,054	80,143	243.20 %
Intergovernmental	9,295,312	8,698,798	6.86 %
Other revenues	207,472	211,446	(1.88) %
Total	<u>\$ 16,950,490</u>	<u>\$ 15,315,682</u>	<u>10.67 %</u>
<b><u>Expenditures</u></b>			
Instruction	\$ 9,522,970	\$ 8,860,583	7.48 %
Support services	6,333,453	5,664,157	11.82 %
Extracurricular activities	383,895	374,310	2.56 %
Capital outlay	90,791	-	100.00 %
Debt service	33,821	32,592	3.77 %
Total	<u>\$ 16,364,930</u>	<u>\$ 14,931,642</u>	<u>9.60 %</u>

Overall revenues of the general fund increased \$1,634,808 or 10.67%. Tax revenues increased 11.82% in the current fiscal year primarily due to Trumbull County conducting a reappraisal during 2023 that would have started to be collected in fiscal year 2024. Tuition and fees increased 79.35% in the current fiscal year due to an increase in foundation adjustment revenue for tuition, primarily JV98 excess cost. The increase in investment earnings during the fiscal year was due to the federal reserve increasing interest rates to combat inflation. All other revenues remained comparable to the prior fiscal year.



**CHAMPION LOCAL SCHOOL DISTRICT  
TRUMBULL COUNTY, OHIO**

**MANAGEMENT'S DISCUSSION AND ANALYSIS  
FOR THE FISCAL YEAR ENDED JUNE 30, 2024  
(UNAUDITED)**

Overall expenditures of the general fund increased \$1,433,288 or 9.60%. Instruction expenditures increased 7.48% in the current fiscal year primarily due to an increase in salaries and benefits pertaining to special instruction related expenditures. Support services increased 11.82% in the current fiscal year primarily due to student wellness related expenditures now being expended out of the general fund under pupil support services as well as an increase in pupil transportation related expenditures. Capital outlay increased in the current fiscal year as a result of the District entering into a new lease agreement for the right to use copier equipment. All other expenditures remained comparable to the prior fiscal year.

***General Fund Budgeting Highlights***

The District's budget is prepared according to Ohio law and is based on accounting for certain transactions on a basis of cash receipts, disbursements and encumbrances. The most significant budgeted fund is the general fund.

For the general fund, final budgeted revenues and other financing sources were \$13,655,661, which was \$2,051,840 greater than original budgeted revenues and other financing sources of \$11,603,821. This increase was primarily due to an increase in State funding that is directly related to the Fair School Funding Plan and implementing the base cost. Actual revenues and other financing sources remained the same as the final budgeted revenues and other financing sources of \$13,655,661.

General fund original appropriations (appropriated expenditures and other financing uses) of \$11,086,859 were increased by \$2,447,211 to \$13,534,070 in the final budget. This increase was primarily due to the response to the increase in State funding revenues that is directly related to the Fair School Funding Plan. The actual budget basis expenditures and other financing uses were \$13,263,291 which was a \$270,779 decrease from the final budgeted appropriations.

**Capital Assets and Debt Administration**

***Capital Assets***

At the end of fiscal year 2024, the District had \$25,903,055 invested in land, construction in progress, land improvements, buildings and improvements, furniture and equipment, vehicles and intangible right to use – leased equipment and subscription software. This entire amount is reported in governmental activities. The following table shows June 30, 2024 capital asset balances compared to June 30, 2023:

**Capital Assets at June 30  
(Net of Depreciation/Amortization)**

	<u>Governmental Activities</u>	
	<u>2024</u>	<u>2023</u>
Land	\$ 87,400	\$ 87,400
Construction in progress	-	275,282
Land improvements	474,769	508,891
Buildings and improvements	24,190,821	24,435,070
Furniture and equipment	572,510	513,029
Vehicles	383,700	212,047
Intangible right to use:		
Leased equipment	105,922	18,063
Subscription software	87,933	-
Total	<u>\$ 25,903,055</u>	<u>\$ 26,049,782</u>

The overall decrease in capital assets of \$146,727 is due to depreciation/amortization expense of \$813,888 and disposals (net depreciation/amortization) of \$29,136 exceeding capital outlays of \$696,297.

See Note 8 to the basic financial statements for additional information on the District's capital assets.

**CHAMPION LOCAL SCHOOL DISTRICT  
TRUMBULL COUNTY, OHIO**

**MANAGEMENT'S DISCUSSION AND ANALYSIS  
FOR THE FISCAL YEAR ENDED JUNE 30, 2024  
(UNAUDITED)**

***Debt Administration***

At June 30, 2024, the District had \$220,000 in qualified school construction bonds, \$12,265,000 in school improvement bonds, and \$106,484 in lease obligations. Of this total, \$389,189 is due within one year and \$12,202,295 is due in more than one year. The following table summarizes the long-term obligations outstanding at June 30, 2024 and June 30, 2023.

**Outstanding Debt at June 30**

	Governmental Activities <u>2024</u>	Governmental Activities <u>2023</u>
Qualified school construction bonds	\$ 220,000	\$ 335,000
School improvement bonds	12,265,000	12,500,000
Lease obligations	<u>106,484</u>	<u>26,658</u>
Total	<u>\$ 12,591,484</u>	<u>\$ 12,861,658</u>

At June 30, 2024, the District's overall legal debt margin was \$11,329,974, with an unvoted debt margin of \$257,180. See Note 9 to the basic financial statements for additional information on the District's debt administration.

**Current Financial Related Activities**

The District is often presented with challenges and opportunities. National, State and local events often affect the District and the surrounding area economically, both positively and adversely. However, the District has carefully managed its budget in order to optimize the dollars available for educating the students it serves, and to minimize the levy millage amounts needed periodically from the community's citizens.

Sound fiscal management by the Board of Education and administration has enabled the District to continue a quality, comprehensive educational program. The District has committed itself to educational and financial excellence for many years and maintains State Report Card excellence scores. The budgeting and internal controls utilized by the District are well regarded, as exemplified by the unqualified audit opinions that have been received.

Each challenge identified by the District is viewed simultaneously as an opportunity for the District to forge down paths not previously traveled to continue its commitment to excellence. The District is committed to living within its financial means and working with the community it serves in order to gather adequate resources to support the educational programs. Overall, the District continues to perform at the highest level as determined by the State of Ohio, which is measured by a defined set of criteria.

Staffing for substitute teachers remains a challenge and to better address this issue the District employed 6 additional substitutes all 183 days in fiscal year 2024. Staffing for bus drivers and custodians also remains a challenge. Fiscal year 2024 has the classified staff in year 3 of a 3 year contract. Negotiations with this group went smoothly in May of 2023 and as such we have a new 3 year contract taking the group to 6/30/2026.

Fiscal Year 2024 has the certified staff in year 1 of a 3 year contract ending 6/30/2027. The district utilized the Interest Based Bargaining tool for this set of negotiations. The IBB process worked beautifully, and the contract was settled quickly and respectfully.

Champion Schools utilizes state software redesign and fiscal year 2024 and Frontline Absence system for certified staff, educational aides and interpreters. This system allows for substitutes to sign up for reported absences. Classified staff at this point still complete paper absence forms.

**Contacting the District's Financial Management**

This financial report is designed to provide our citizens, taxpayers, and investors and creditors with a general overview of the District's finances and to show the District's accountability for the money it receives. If you have questions about this report or need additional financial information contact: Laurena Rouan, Treasurer, Champion Local School District, 5976 Mahoning Avenue NW, Warren, Ohio, 44483-1139.

**CHAMPION LOCAL SCHOOL DISTRICT  
TRUMBULL COUNTY, OHIO**

STATEMENT OF NET POSITION  
JUNE 30, 2024

	<b>Governmental Activities</b>
<b>Assets:</b>	
Equity in pooled cash and cash equivalents	\$ 8,029,252
Receivables:	
Property taxes	8,621,737
Accounts	22,167
Accrued interest	22,231
Intergovernmental	66,632
Prepayments	151,520
Materials and supplies inventory	2,493
Inventory held for resale	2,193
Net OPEB asset	1,144,118
Capital assets:	
Nondepreciable/amortized capital assets	87,400
Depreciable/amortized capital assets, net	25,815,655
Capital assets, net	25,903,055
Total assets	43,965,398
<b>Deferred outflows of resources:</b>	
Pension	3,217,429
OPEB	536,854
Total deferred outflows of resources	3,754,283
<b>Liabilities:</b>	
Accounts payable	48,696
Accrued wages and benefits payable	1,551,893
Intergovernmental payable	339,425
Accrued interest payable	39,597
Long-term liabilities:	
Due within one year	433,253
Due in more than one year:	
Net pension liability	15,451,287
Net OPEB liability	853,310
Other amounts due in more than one year	13,701,470
Total liabilities	32,418,931
<b>Deferred inflows of resources:</b>	
Property taxes levied for the next fiscal year	8,133,864
Pension	1,140,207
OPEB	1,655,515
Total deferred inflows of resources	10,929,586
<b>Net position:</b>	
Net investment in capital assets	13,281,860
Restricted for:	
Capital projects	88,632
Classroom facilities maintenance	280,354
Debt service	667,667
State funded programs	8,953
Federally funded programs	49,333
Food service operations	596,705
Student activities	101,038
OPEB	1,144,118
Unrestricted (deficit)	(11,847,496)
Total net position	\$ 4,371,164

SEE ACCOMPANYING NOTES TO THE BASIC FINANCIAL STATEMENTS

**CHAMPION LOCAL SCHOOL DISTRICT  
TRUMBULL COUNTY, OHIO**

STATEMENT OF ACTIVITIES  
FOR THE FISCAL YEAR ENDED JUNE 30, 2024

			<b>Program Revenues</b>			<b>Net (Expense) Revenue and Changes in Net Position</b>
	<b>Expenses</b>	<b>Charges for Services and Sales</b>	<b>Operating Grants and Contributions</b>	<b>Capital Grants and Contributions</b>	<b>Governmental Activities</b>	
<b>Governmental activities:</b>						
Instruction:						
Regular	\$ 7,568,444	\$ 245,842	\$ 196,896	\$ -	\$	(7,125,706)
Special	3,018,196	26,785	1,114,252	-		(1,877,159)
Other	59,283	-	-	-		(59,283)
Support services:						
Pupil	1,206,680	-	275,843	-		(930,837)
Instructional staff	471,954	-	131,796	-		(340,158)
Board of education	85,587	-	-	-		(85,587)
Administration	1,701,709	-	56,646	-		(1,645,063)
Fiscal	515,381	-	-	-		(515,381)
Operations and maintenance	1,629,045	71,880	132,203	-		(1,424,962)
Pupil transportation	999,136	-	-	201,456		(797,680)
Central	108,563	16	27	-		(108,520)
Operation of non-instructional services:						
Food service operations	651,928	255,683	440,511	-		44,266
Extracurricular activities	641,754	170,133	7,014	-		(464,607)
Interest and fiscal charges	454,803	-	-	-		(454,803)
<b>Totals</b>	<b>\$ 19,112,463</b>	<b>\$ 770,339</b>	<b>\$ 2,355,188</b>	<b>\$ 201,456</b>		<b>(15,785,480)</b>
<b>General revenues:</b>						
Property taxes levied for:						
General purposes						6,914,112
Debt service						662,226
Capital outlay						101,492
Classroom facilities maintenance						85,048
Grants and entitlements not restricted						
to specific programs						8,464,969
Investment earnings						261,243
Miscellaneous						133,466
Total general revenues						<u>16,622,556</u>
Change in net position						837,076
<b>Net position at beginning of year</b>						<u>3,534,088</u>
<b>Net position at end of year</b>						<u>\$ 4,371,164</u>

SEE ACCOMPANYING NOTES TO THE BASIC FINANCIAL STATEMENTS

**CHAMPION LOCAL SCHOOL DISTRICT  
TRUMBULL COUNTY, OHIO**

BALANCE SHEET  
GOVERNMENTAL FUNDS  
JUNE 30, 2024

	<u>General</u>	<u>Nonmajor Governmental Funds</u>	<u>Total Governmental Funds</u>
<b>Assets:</b>			
Equity in pooled cash and cash equivalents	\$ 6,228,543	\$ 1,800,709	\$ 8,029,252
Receivables:			
Property taxes	7,710,580	911,157	8,621,737
Accounts	20,167	2,000	22,167
Accrued interest	20,257	1,974	22,231
Intergovernmental	32,781	33,851	66,632
Prepayments	100,412	51,108	151,520
Materials and supplies inventory	-	2,493	2,493
Inventory held for resale	-	2,193	2,193
Total assets	<u>\$ 14,112,740</u>	<u>\$ 2,805,485</u>	<u>\$ 16,918,225</u>
<b>Liabilities:</b>			
Accounts payable	\$ 32,773	\$ 15,923	\$ 48,696
Accrued wages and benefits payable	1,487,508	64,385	1,551,893
Compensated absences payable	27,673	-	27,673
Intergovernmental payable	327,226	12,199	339,425
Total liabilities	<u>1,875,180</u>	<u>92,507</u>	<u>1,967,687</u>
<b>Deferred inflows of resources:</b>			
Property taxes levied for the next fiscal year	7,274,275	859,589	8,133,864
Delinquent property tax revenue not available	408,962	48,336	457,298
Total deferred inflows of resources	<u>7,683,237</u>	<u>907,925</u>	<u>8,591,162</u>
<b>Fund balances:</b>			
Nonspendable:			
Materials and supplies inventory	-	2,493	2,493
Prepays	100,412	51,108	151,520
Restricted:			
Debt service	-	668,743	668,743
Capital improvements	-	83,190	83,190
Classroom facilities maintenance	-	273,915	273,915
Food service operations	-	615,613	615,613
State funded programs	-	8,953	8,953
Extracurricular	-	101,038	101,038
Assigned:			
Student instruction	23,045	-	23,045
Student and staff support	144,652	-	144,652
Extracurricular activities	2,853	-	2,853
Public school support	65,234	-	65,234
School supplies	5,559	-	5,559
Other purposes	19,067	-	19,067
Unassigned	4,193,501	-	4,193,501
Total fund balances	<u>4,554,323</u>	<u>1,805,053</u>	<u>6,359,376</u>
Total liabilities, deferred inflows and fund balances	<u>\$ 14,112,740</u>	<u>\$ 2,805,485</u>	<u>\$ 16,918,225</u>

SEE ACCOMPANYING NOTES TO THE BASIC FINANCIAL STATEMENTS

**CHAMPION LOCAL SCHOOL DISTRICT  
TRUMBULL COUNTY, OHIO**

RECONCILIATION OF TOTAL GOVERNMENTAL FUND BALANCES TO  
NET POSITION OF GOVERNMENTAL ACTIVITIES  
JUNE 30, 2024

<b>Total governmental fund balances</b>		\$ 6,359,376
<i>Amounts reported for governmental activities on the statement of net position are different because:</i>		
Capital assets used in governmental activities are not financial resources and therefore are not reported in the funds.		25,903,055
Other long-term assets are not available to pay for current-period expenditures and therefore are deferred inflows in the funds.		
Property taxes receivable		457,298
Unamortized premiums on bonds issued are not recognized in the funds.		(249,711)
Accrued interest payable is not due and payable in the current period and therefore is not reported in the funds.		(39,597)
The net pension/OPEB assets & liabilities are not due and payable in the current period; therefore, the assets, liabilities and related deferred inflows/outflows are not reported in governmental funds.		
Deferred outflows - pension	\$ 3,217,429	
Deferred inflows - pension	(1,140,207)	
Net pension liability	(15,451,287)	
Deferred outflows - OPEB	536,854	
Deferred inflows - OPEB	(1,655,515)	
Net OPEB asset	1,144,118	
Net OPEB liability	(853,310)	
Total		(14,201,918)
Long-term liabilities, including bonds payable, are not due and payable in the current period and therefore are not reported in the funds.		
Compensated absences	(1,265,855)	
Lease obligation	(106,484)	
Qualified school construction bonds payable	(220,000)	
School improvement bonds	(12,265,000)	
Total		(13,857,339)
<b>Net position of governmental activities</b>		<u><u>\$ 4,371,164</u></u>

SEE ACCOMPANYING NOTES TO THE BASIC FINANCIAL STATEMENTS

**CHAMPION LOCAL SCHOOL DISTRICT  
TRUMBULL COUNTY, OHIO**

STATEMENT OF REVENUES, EXPENDITURES AND CHANGES IN FUND BALANCES  
GOVERNMENTAL FUNDS  
FOR THE FISCAL YEAR ENDED JUNE 30, 2024

	<u>General</u>	<u>Nonmajor Governmental Funds</u>	<u>Total Governmental Funds</u>
<b>Revenues:</b>			
Property taxes	\$ 6,908,590	\$ 857,853	\$ 7,766,443
Intergovernmental	9,295,312	1,711,398	11,006,710
Investment earnings	275,054	28,513	303,567
Tuition and fees	264,062	-	264,062
Extracurricular	-	163,966	163,966
Rental income	65,481	-	65,481
Charges for services	8,525	268,305	276,830
Contributions and donations	26,810	7,015	33,825
Miscellaneous	106,656	-	106,656
Total revenues	<u>16,950,490</u>	<u>3,037,050</u>	<u>19,987,540</u>
<b>Expenditures:</b>			
Current:			
Instruction:			
Regular	6,907,704	173,168	7,080,872
Special	2,555,983	487,446	3,043,429
Other	59,283	-	59,283
Support services:			
Pupil	1,227,461	32,113	1,259,574
Instructional staff	432,383	120,823	553,206
Board of education	85,852	-	85,852
Administration	1,643,578	58,214	1,701,792
Fiscal	503,781	15,230	519,011
Operations and maintenance	1,362,418	390,160	1,752,578
Pupil transportation	969,245	201,456	1,170,701
Central	108,735	41	108,776
Operation of non-instructional services:			
Food service operations	-	669,471	669,471
Extracurricular activities	383,895	219,924	603,819
Capital outlay	90,791	30,263	121,054
Debt service:			
Principal retirement	32,254	358,974	391,228
Interest and fiscal charges	1,567	463,760	465,327
Total expenditures	<u>16,364,930</u>	<u>3,221,043</u>	<u>19,585,973</u>
Excess of revenues over (under) expenditures	<u>585,560</u>	<u>(183,993)</u>	<u>401,567</u>
<b>Other financing sources (uses):</b>			
Transfers in	-	152,335	152,335
Transfers (out)	(152,335)	-	(152,335)
Lease transaction	90,791	30,263	121,054
Total other financing sources (uses)	<u>(61,544)</u>	<u>182,598</u>	<u>121,054</u>
Net change in fund balances	524,016	(1,395)	522,621
<b>Fund balances at beginning of year</b>	4,030,307	1,806,945	5,837,252
<b>Change in reserve for inventory</b>	-	(497)	(497)
<b>Fund balances at end of year</b>	<u>\$ 4,554,323</u>	<u>\$ 1,805,053</u>	<u>\$ 6,359,376</u>

SEE ACCOMPANYING NOTES TO THE BASIC FINANCIAL STATEMENTS

**CHAMPION LOCAL SCHOOL DISTRICT  
TRUMBULL COUNTY, OHIO**

RECONCILIATION OF THE STATEMENT OF REVENUES, EXPENDITURES  
AND CHANGES IN FUND BALANCES OF GOVERNMENTAL FUNDS  
TO THE STATEMENT OF ACTIVITIES  
FOR THE FISCAL YEAR ENDED JUNE 30, 2024

<b>Net change in fund balances - total governmental funds</b>	<b>\$</b>	<b>522,621</b>
<i>Amounts reported for governmental activities in the statement of activities are different because:</i>		
Governmental funds report capital outlays as expenditures. However, in the statement of activities, the cost of those assets is allocated over their estimated useful lives as depreciation/amortization expense.		
Capital asset additions	\$ 696,297	
Current year depreciation/amortization	(813,888)	
Total		(117,591)
The net effect of various miscellaneous transactions involving capital assets (i.e., sales, disposals, trade-ins, and donations) is to decrease net position.		(29,136)
Governmental funds report expenditures for inventory when purchased. However, in the statement of activities, they are reported as an expense when consumed.		(497)
Revenues in the statement of activities that do not provide current financial resources are not reported as revenues in the funds.		
Property taxes	(3,565)	
Earnings on investments	(19,540)	
Intergovernmental	(14,896)	
Total		(38,001)
Repayment of debt obligations principal is an expenditure in the governmental funds, but the repayment reduces long-term liabilities on the statement of net position.		391,228
Issuance of lease transactions are recorded as other financing sources in the funds; however, in the statement of activities, they are not reported as other financing sources as they increase liabilities on the statement of position.		(121,054)
In the statement of activities, interest is accrued on outstanding bonds, whereas in governmental funds, an interest expenditure is reported when due. The following items resulted in additional interest being reported in the statement of activities:		
Decrease in accrued interest payable	1,737	
Amortization of bond premiums	8,787	
Total		10,524
Contractually required contributions are reported as expenditures in governmental funds; however, the statement of net position reports these amounts as deferred outflows.		
Pension	1,438,356	
OPEB	35,901	
Total		1,474,257
Except for amounts reported as deferred inflows/outflows, changes in the net pension/OPEB liability/asset are reported as pension/OPEB expense in the statement of activities.		
Pension	(1,303,839)	
OPEB	154,572	
Total		(1,149,267)
Some expenses reported in the statement of activities, such as compensated absences, do not require the use of current financial resources and therefore are not reported as expenditures in governmental funds.		(106,008)
<b>Change in net position of governmental activities</b>	<b>\$</b>	<b>837,076</b>

SEE ACCOMPANYING NOTES TO THE BASIC FINANCIAL STATEMENTS



**CHAMPION LOCAL SCHOOL DISTRICT  
TRUMBULL COUNTY, OHIO**

**NOTES TO THE BASIC FINANCIAL STATEMENTS  
FOR THE FISCAL YEAR ENDED JUNE 30, 2024**

**NOTE 1 - DESCRIPTION OF THE SCHOOL DISTRICT**

The Champion Local School District (the “District”) is organized under Article VI, Sections 2 and 3 of the Constitution of the State of Ohio. The District operates under an elected Board of Education, consisting of five members elected at-large for staggered four-year terms. The District provides educational services as authorized by State statute and/or federal guidelines.

The District is staffed by 68 non-certified employees and 91 certified full-time teaching personnel who provide services to 1,245 students and other community members. There are also 9 administrators. The increase in classified staff from fiscal year 2023 is a direct result of the District now employing educational aides. These positions were previously contracted out to an employment agency. The District currently operates three instructional buildings, one athletic building, and one garage.

**NOTE 2 - SUMMARY OF SIGNIFICANT ACCOUNTING POLICIES**

The basic financial statements (BFS) of the District have been prepared in conformity with accounting principles generally accepted in the United States of America (GAAP) as applied to governmental units. The Governmental Accounting Standards Board (GASB) is the accepted standard-setting body for establishing governmental accounting and financial reporting principles. The District’s significant accounting policies are described below.

**A. Reporting Entity**

The reporting entity has been defined in accordance with GASB Statement No. 14, “The Financial Reporting Entity” as amended by GASB Statement No. 39, “Determining Whether Certain Organizations Are Component Units” and GASB Statement No. 61, “The Financial Reporting Entity: Omnibus an Amendment of GASB Statements No. 14 and No. 34”. The reporting entity is composed of the primary government and component units. The primary government consists of all funds, departments, boards and agencies that are not legally separate from the District. For the District, this includes general operations, food service, and student related activities of the District.

Component units are legally separate organizations for which the District is financially accountable. The District is financially accountable for an organization if the District appoints a voting majority of the organization’s Governing Board and (1) the District is able to significantly influence the programs or services performed or provided by the organization; or (2) the District is legally entitled to or can otherwise access the organization’s resources; or (3) the District is legally obligated or has otherwise assumed the responsibility to finance the deficits of, or provide financial support to, the organization; or (4) the District is obligated for the debt of the organization. Component units may also include organizations that are fiscally dependent on the District in that the District approves the budget, the issuance of debt or the levying of taxes. Certain organizations are also included as component units if the nature and significance of the relationship between the primary government and the organization is such that exclusion by the primary government would render the primary government’s financial statements incomplete or misleading. Based upon the application of these criteria, the District has one blended component unit. The basic financial statements of the reporting entity include those of the District (the primary government) and the blended component unit.

The following organizations are described due to their relationship to the District:

***BLENDED COMPONENT UNIT***

**Champion School Building Corporation (the “Corporation”)**

The Champion School Building Corporation (the “Corporation”) is considered a blended component unit of the District by virtue of meeting the criteria previously noted. The Corporation is a nonprofit organization with the specific purpose of purchasing, leasing or otherwise acquiring real estate, and to construct thereon any and all public improvements within the boundaries of the District.

**CHAMPION LOCAL SCHOOL DISTRICT  
TRUMBULL COUNTY, OHIO**

**NOTES TO THE BASIC FINANCIAL STATEMENTS  
FOR THE FISCAL YEAR ENDED JUNE 30, 2024**

**NOTE 2 - SUMMARY OF SIGNIFICANT ACCOUNTING POLICIES - (Continued)**

*JOINTLY GOVERNED ORGANIZATIONS*

Northeast Ohio Management Information Network (NEOMIN)

The Northeast Ohio Management Information Network (NEOMIN) is a jointly governed organization among thirty school districts in Trumbull and Ashtabula Counties. The jointly governed organization was formed for the purpose of applying modern technology with the aid of computers and other electronic equipment to the administrative and instructional functions among member school districts. Each of the school districts supports NEOMIN based upon a per-pupil charge.

Superintendents of the participating school districts are eligible to be voting members of the Governing Board, which consists of ten members: the Trumbull and Ashtabula County Superintendents (permanent members), three Superintendents from Ashtabula County school districts, three Superintendents from Trumbull County school districts, and one Treasurer from Trumbull and Ashtabula County who must be employed by a participating school district, the fiscal agent, or NEOMIN. The degree of control exercised by any participating school district is limited to its representation on the Governing Board. To obtain a copy of NEOMIN's financial statements, write to the Trumbull County Educational Service Center, 528 Educational Highway, Warren, Ohio 44483.

Trumbull Career and Technical Center

The Trumbull Career and Technical Center is a distinct political subdivision of the State of Ohio operated under the direction of a Board consisting of one representative from each of the fourteen participating school districts' elected governing boards, which possesses its own budgeting and taxing authority. Financial information may be obtained by contacting the Treasurer of the Trumbull Career and Technical Center, 528 Educational Highway, Warren, Ohio 44483.

*INSURANCE RATING AND PURCHASING POOLS*

Ohio School Boards Association Workers' Compensation Group Retrospective Rating Plan (GRP)

The District participates in a group rating plan for workers' compensation as established under Section 4123.29 of the Ohio Revised Code. The Ohio School Boards Association Workers' Compensation Group Retrospective Rating Plan (GRP) was established through the Ohio School Boards Association (OSBA) as an insurance rating pool. The GRP's business and affairs are conducted by a three member Board of Directors consisting of the President, the President-Elect, and the Immediate Past President of the OSBA. The Executive Director of the OSBA, or his designee, serves as coordinator of the GRP. Each year, the participants pay an enrollment fee to the GRP to cover the costs of administering the program.

Trumbull County Schools Employee Insurance Benefit Consortium Association (the "Consortium")

The Trumbull County Schools Employee Insurance Benefit Consortium Association (the "Consortium") is a shared risk pool comprised of fifteen Trumbull County school districts. The Consortium is governed by an Assembly, which consists of one representative from each participating school district (usually the Superintendent or designee). The Assembly exercises control over the operations of the Consortium. All Consortium revenues are generated from charges for services and remitted to the fiscal agent, the Trumbull County Educational Service Center. The fiscal agent will then remit the charges for services to Watson Wyatt Worldwide in Cleveland, Ohio, an agent of Medical Mutual, who acts in the capacity of a third-party administrator (TPA) for claims processing.

**B. Fund Accounting**

The District uses funds to report its financial position and the results of its operations. A fund is a separate accounting entity with a self-balancing set of accounts. Fund accounting is designed to demonstrate legal compliance and to aid financial management by segregating transactions related to certain District activities or functions. Funds are classified into three categories: governmental, proprietary and fiduciary. Each category is divided into separate fund types. The District has no proprietary or fiduciary funds.

**CHAMPION LOCAL SCHOOL DISTRICT  
TRUMBULL COUNTY, OHIO**

**NOTES TO THE BASIC FINANCIAL STATEMENTS  
FOR THE FISCAL YEAR ENDED JUNE 30, 2024**

**NOTE 2 - SUMMARY OF SIGNIFICANT ACCOUNTING POLICIES - (Continued)**

*GOVERNMENTAL FUNDS*

Governmental funds are those through which most governmental functions typically are financed. Governmental fund reporting focuses on the sources, uses and balances of current financial resources. Expendable assets are assigned to the various governmental funds according to the purposes for which they may or must be used. Current liabilities are assigned to the fund from which they will be paid. The difference between governmental fund assets plus deferred outflows of resources and liabilities plus deferred inflows of resources is reported as fund balance. The following is the District's major governmental fund:

*General fund* - The general fund is used to account for and report all financial resources not accounted for and reported in another fund. The general fund balance is available for any purpose provided it is expended or transferred according to the general laws of Ohio.

Other governmental funds of the District are used to account for:

*Nonmajor special revenue funds* - Special revenue funds are used to account for and report the proceeds of specific revenue sources that are restricted or committed to expenditure for specified purposes other than debt service or capital projects.

*Nonmajor capital projects fund* - Capital projects fund is used to account for and report financial resources that are restricted, committed, or assigned to expenditure for capital outlays, including the acquisition or construction of capital facilities and other capital assets.

*Nonmajor debt service fund* - Debt service fund is used to account for and report financial resources that are restricted, committed, or assigned to expenditure for principal and interest.

**C. Basis of Presentation and Measurement Focus**

*Government-Wide Financial Statements* - The statement of net position and the statement of activities display information about the District as a whole. These statements include the financial activities of the primary government.

The government-wide statement of activities presents a comparison between direct expenses and program revenues for each function or program of the District's governmental activities. Direct expenses are those that are specifically associated with a service, program or department and are therefore clearly identifiable to a particular function. Program revenues include charges paid by the recipient of the goods or services offered by the program and grants and contributions that are restricted to meeting the operational or capital requirements of a particular program. Revenues which are not classified as program revenues are presented as general revenues of the District. The comparison of direct expenses with program revenues identifies the extent to which each governmental function is self-financing or draws from the general revenues of the District.

The government-wide financial statements are prepared using the economic resources measurement focus. All assets, deferred outflows of resources, liabilities, and deferred inflows of resources associated with the operation of the District are included on the statement of net position.

*Fund Financial Statements* - Fund financial statements report detailed information about the District. The focus of governmental financial statements is on major funds rather than reporting funds by type. Each major fund is presented in a separate column. Nonmajor funds are aggregated and presented in a single column.

**CHAMPION LOCAL SCHOOL DISTRICT  
TRUMBULL COUNTY, OHIO**

**NOTES TO THE BASIC FINANCIAL STATEMENTS  
FOR THE FISCAL YEAR ENDED JUNE 30, 2024**

**NOTE 2 - SUMMARY OF SIGNIFICANT ACCOUNTING POLICIES - (Continued)**

All governmental funds are accounted for using a flow of current financial resources measurement focus. With this measurement focus, only current assets and deferred outflows of resources and current liabilities and deferred inflows of resources generally are included on the balance sheet. The statement of revenues, expenditures and changes in fund balances reports on the sources (i.e., revenues and other financing sources) and uses (i.e., expenditures and other financing uses) of current financial resources. This approach differs from the manner in which the governmental activities of the government-wide financial statements are prepared. Governmental fund financial statements therefore include a reconciliation with brief explanations to better identify the relationship between the government-wide statements and the statements for governmental funds.

**D. Basis of Accounting**

Basis of accounting determines when transactions are recorded in the financial records and reported on the financial statements. Government-wide financial statements are prepared using the accrual basis of accounting. Governmental funds use the modified accrual basis of accounting on the fund financial statements. Differences in the accrual and modified accrual basis of accounting arise in the recognition of revenue, the recording of deferred inflows of resources and deferred outflows of resources, and in the presentation of expenses versus expenditures.

Revenues - Exchange and Nonexchange Transactions - Revenue resulting from exchange transactions, in which each party gives and receives essentially equal value, is recorded on the accrual basis when the exchange takes place. On a modified accrual basis, revenue is recorded in the fiscal year in which the resources are measurable and become available. Available means that the resources will be collected within the current fiscal year or are expected to be collected soon enough thereafter to be used to pay liabilities of the current fiscal year. For the District, available means expected to be received within sixty days of fiscal year end.

Nonexchange transactions, in which the District receives value without directly giving equal value in return, include property taxes, grants, entitlements and donations. On an accrual basis, revenue from property taxes is recognized in the fiscal year for which the taxes are levied (See Note 6). Revenue from grants, entitlements and donations is recognized in the fiscal year in which all eligibility requirements have been satisfied.

Eligibility requirements include timing requirements, which specify the year when the resources are required to be used or the year when use is first permitted, matching requirements, in which the District must provide local resources to be used for a specified purpose, and expenditure requirements, in which the resources are provided to the District on a reimbursement basis. On a modified accrual basis, revenue from nonexchange transactions must also be available before it can be recognized.

Under the modified accrual basis, the following revenue sources are considered to be both measurable and available at fiscal year-end: property taxes available as an advance, interest, tuition, grants, student fees and rentals.

Deferred Outflows of Resources and Deferred Inflows of Resources - In addition to assets, the government-wide statement of net position will report a separate section for deferred outflows of resources. Deferred outflows of resources represent a consumption of net assets that applies to a future period and will not be recognized as an outflow of resources (expense/expenditure) until then. See Notes 12 and 13 for deferred outflows of resources related to net pension liability and net OPEB liability/asset, respectively.

**CHAMPION LOCAL SCHOOL DISTRICT  
TRUMBULL COUNTY, OHIO**

**NOTES TO THE BASIC FINANCIAL STATEMENTS  
FOR THE FISCAL YEAR ENDED JUNE 30, 2024**

**NOTE 2 - SUMMARY OF SIGNIFICANT ACCOUNTING POLICIES - (Continued)**

In addition to liabilities, both the government-wide statement of net position and the governmental fund financial statements report a separate section for deferred inflows of resources. Deferred inflows of resources represent an acquisition of net assets that applies to a future period and will not be recognized as an inflow of resources (revenue) until that time. Deferred inflows of resources include property taxes and unavailable revenue. Property taxes represent amounts for which there is an enforceable legal claim as of June 30, 2024, but which were levied to finance fiscal year 2025 operations. These amounts have been recorded as a deferred inflow of resources on both the government-wide statement of net position and the governmental fund financial statements. Unavailable revenue is reported only on the governmental funds balance sheet, and represents receivables which will not be collected within the available period. Unavailable revenue includes, but is not limited to, delinquent property taxes and intergovernmental grants. These amounts are deferred and recognized as an inflow of resources in the period the amounts become available.

See Notes 12 and 13 for deferred inflows of resources related to net pension liability and net OPEB liability/asset, respectively. These deferred inflows of resources are only reported on the government-wide statement of net position.

Expenses/Expenditures - On the accrual basis of accounting, expenses are recognized at the time they are incurred. The entitlement value of donated commodities received during the year is reported in the statement of revenues, expenditures and changes in fund balances as an expenditure with a like amount reported as intergovernmental revenue.

The measurement focus of governmental fund accounting is on decreases in net financial resources (expenditures) rather than expenses. Expenditures are generally recognized in the accounting period in which the related fund liability is incurred, if measurable. Allocations of cost, such as depreciation and amortization, are not recognized in governmental funds.

**E. Budgets**

The District is required by State statute to adopt an annual appropriated cash basis budget for all funds. The specific timetable for fiscal year 2024 is as follows:

1. Prior to January 15, the Superintendent and Treasurer submit to the Board of Education a proposed operating budget for the fiscal year commencing the following July 1. The budget includes proposed expenditures and the means of financing for all funds. Public hearings are publicized and conducted to obtain taxpayers' comments. The purpose of this budget document is to reflect the need for existing (or increased) tax rates.
2. By no later than January 20, the Board-adopted budget is filed with the Trumbull County Budget Commission for tax rate determination.
3. Prior to April 1, the Board of Education accepts, by formal resolution, the tax rates as determined by the Budget Commission and receives the Commission's certificate of estimated resources which states the projected revenue of each fund. Prior to July 1, the District must revise its budget so that total contemplated expenditures from any fund during the ensuing year will not exceed the amount stated in the certificate of estimated resources. The revised budget then serves as a basis for the appropriation measure. On or about July 1, the certificate is amended to include any unencumbered balances from the preceding year as reported by the District Treasurer. The certificate of estimated resources may be further amended during the year if projected increases or decreases in revenue are identified by the District Treasurer. The budget figures, as shown in the accompanying budgetary statement, reflects the amounts set forth in the original and final certificates of estimated resources issued for fiscal year 2024.

**CHAMPION LOCAL SCHOOL DISTRICT  
TRUMBULL COUNTY, OHIO**

**NOTES TO THE BASIC FINANCIAL STATEMENTS  
FOR THE FISCAL YEAR ENDED JUNE 30, 2024**

**NOTE 2 - SUMMARY OF SIGNIFICANT ACCOUNTING POLICIES - (Continued)**

4. By July 1, the annual appropriation resolution is legally enacted by the Board of Education at the fund level of expenditures, which is the legal level of budgetary control. State statute permits a temporary appropriation to be effective until no later than October 1 of each year. Appropriations by fund must be within the estimated resources as certified by the County Budget Commission and the total of expenditures and encumbrances may not exceed the appropriation totals.
5. Any revisions that alter the total of any fund appropriations must be approved by the Board of Education.
6. Formal budgetary integration is employed as a management control device during the year for all funds consistent with the bond indenture and other statutory provisions. All funds completed the year within the amount of their legally authorized cash basis appropriation.
7. Appropriation amounts are as originally adopted, or as amended by the Board of Education through the year by supplemental appropriations, which either reallocated or increased the original appropriated amounts. All supplemental appropriations were legally enacted by the Board prior to June 30, 2024. The budget figures, as shown in the accompanying budgetary schedule, reflect the original and final appropriation amounts including all amendments and modifications.
8. Unencumbered appropriations lapse at year end. Encumbered appropriations are carried forward to the succeeding fiscal year and need not be reappropriated. Expenditures plus encumbrances may not legally exceed budgeted appropriations at the fund level.

**F. Cash and Investments**

To improve cash management, cash received by the District is pooled in a central bank account. Monies for all funds are maintained in this pool. Individual fund integrity is maintained through the District's records. Each fund's interest in the pool is presented as "equity in pooled cash and cash equivalents" on the basic financial statements.

The District invested in STAR Ohio. STAR Ohio (the State Treasury Asset Reserve of Ohio) is an investment pool managed by the State Treasurer's Office which allows governments within the State to pool their funds for investment purposes. STAR Ohio is not registered with the SEC as an investment company, but has adopted Governmental Accounting Standards Board (GASB), Statement No. 79, "Certain External Investment Pools and Pool Participants." The District measures their investment in STAR Ohio at the net asset value (NAV) per share provided by STAR Ohio. The NAV per share is calculated on an amortized cost basis that provides an NAV per share that approximates fair value.

There were no limitations or restrictions on any participant withdrawals due to redemption notice periods, liquidity fees, or redemption gates. However, 24 hours notice in advance of all deposits and withdrawals exceeding \$100 million is encouraged. STAR Ohio reserves the right to limit the transaction to \$250 million, requiring the excess amount to be transacted the following business day(s), but only to the \$250 million limit. All accounts of the participant will be combined for these purposes.

Under existing Ohio statute, interest earnings are assigned to the general fund unless the Board of Education has, by resolution, specified funds to receive an allocation of interest earnings. Interest revenue credited to the general fund during fiscal year 2024 amounted to \$275,054 which includes \$43,579 assigned from other District funds.

For presentation on the basic financial statements, investments of the cash management pool and investments with original maturities of three months or less at the time they are purchased by the District are considered to be cash equivalents. Investments with an initial maturity of more than three months are reported as investments.

**CHAMPION LOCAL SCHOOL DISTRICT  
TRUMBULL COUNTY, OHIO**

**NOTES TO THE BASIC FINANCIAL STATEMENTS  
FOR THE FISCAL YEAR ENDED JUNE 30, 2024**

**NOTE 2 - SUMMARY OF SIGNIFICANT ACCOUNTING POLICIES - (Continued)**

An analysis of the District's investment account at fiscal year-end is provided in Note 4.

**G. Inventory**

On government-wide and fund financial statements, purchased inventories are presented at the lower of cost or market and donated commodities are presented at their entitlement value. Inventories are recorded on a first-in, first-out basis. Inventories are accounted for using the purchase method on the fund financial statements and using the consumption method on the government-wide statements.

On the fund financial statements, reported materials and supplies inventory is equally offset by nonspendable fund balance in the governmental funds, which indicates that it does not constitute available spendable resources even though it is a component of net current assets.

Inventory consists of expendable supplies held for consumption, donated food and purchased food.

**H. Capital Assets**

General capital assets result from expenditures in the governmental funds. These assets are reported in the governmental activities' column of the government-wide statement of net position but are not reported in the fund financial statements.

All capital assets are capitalized at cost (or estimated historical cost) and updated for additions and deductions during the year. Donated capital assets are recorded at their acquisition values as of the date received. The District maintains a capitalization threshold of \$5,000. Improvements are capitalized; the costs of normal maintenance and repairs that do not add to the value of the asset or materially extend an asset's life are not. The District does not possess infrastructure.

All reported capital assets except land and construction in progress are depreciated/amortized. Improvements are depreciated over the remaining useful lives of the related capital assets. Depreciation/amortization is computed using the straight-line method over the following useful lives:

<u>Description</u>	<u>Governmental Activities Estimated Lives</u>
Land improvements	15 - 30 years
Buildings and improvements	15 - 30 years
Furniture and equipment	5 - 20 years
Vehicles	5 - 15 years
Intangible right to use:	
Leased equipment	4 - 5 years
Subscription software	3 - 6 years

The District is reporting intangible right to use assets related to leased equipment and subscription software. The intangible assets are being amortized in a systematic and rational manner of the shorter of the lease term or the useful life of the underlying asset.

**I. Interfund Balances**

On the fund financial statements, receivables and payables resulting from short-term interfund loans are classified as "interfund loans receivable/payable". These amounts are eliminated in the governmental activities' column on the statement of net position.

**CHAMPION LOCAL SCHOOL DISTRICT  
TRUMBULL COUNTY, OHIO**

**NOTES TO THE BASIC FINANCIAL STATEMENTS  
FOR THE FISCAL YEAR ENDED JUNE 30, 2024**

**NOTE 2 - SUMMARY OF SIGNIFICANT ACCOUNTING POLICIES - (Continued)**

**J. Compensated Absences**

Compensated absences of the District consist of vacation leave and sick leave to the extent that payments to the employee for these absences are attributable to services already rendered and are not contingent on a specific event that is outside the control of the District and the employee.

In accordance with the provisions of GASB Statement No. 16, "Accounting for Compensated Absences", a liability for vacation leave is accrued if a) the employees' rights to payment are attributable to services already rendered; and b) it is probable that the employer will compensate the employees for the benefits through paid time off or other means, such as cash payment at termination or retirement. An accrual for earned sick leave is made to the extent that it is probable that the benefits will result in termination (severance) payments. A liability for sick leave is accrued using the vesting method; i.e., the liability is based on the sick leave accumulated at the balance sheet date by those employees who are currently eligible to receive termination (severance) payments, as well as those employees expected to become eligible in the future. For purposes of establishing a liability for sick leave on employees expected to become eligible to retire in the future, all employees with at least five years of current service with the District were considered expected to become eligible to retire in accordance with GASB Statement No. 16.

The total liability for vacation leave and sick leave payments has been calculated using pay rates in effect at June 30, 2024 and reduced to the maximum payment allowed by labor contract and/or statute, plus any additional salary related payments.

The entire compensated absences liability is reported on the government-wide financial statements.

For governmental fund financial statements, the current portion of unpaid compensated absences is the amount expected to be paid using expendable available resources. These amounts are recorded in the account "compensated absences payable". The noncurrent portion of the liability is not reported.

**K. Accrued Liabilities and Long-Term Obligations**

All payables, accrued liabilities, and long-term obligations are reported in the government-wide financial statements.

In general, governmental fund payables and accrued liabilities that, once incurred, are paid in a timely manner and in full from current financial resources are reported as obligations of the funds. However, compensated absences are reported as a liability in the fund financial statements only to the extent that they are due for payment during the current year. Bonds payable, lease-purchase agreements, and capital lease obligations are recognized as a liability in the fund financial statements when due. Net pensions/OPEB liability should be recognized in the governmental funds to the extent that benefit payments are due and payable and the pension/OPEB plan's fiduciary net position is not sufficient for payment of those benefits.

**L. Fund Balance**

Fund balance is divided into five classifications based primarily on the extent to which the District is bound to observe constraints imposed upon the use of the resources in the governmental funds. The classifications are as follows:

Nonspendable - The nonspendable fund balance classification includes amounts that cannot be spent because they are not in spendable form or legally required to be maintained intact. The "not in spendable form" criterion includes items that are not expected to be converted to cash.



**CHAMPION LOCAL SCHOOL DISTRICT  
TRUMBULL COUNTY, OHIO**

**NOTES TO THE BASIC FINANCIAL STATEMENTS  
FOR THE FISCAL YEAR ENDED JUNE 30, 2024**

**NOTE 2 - SUMMARY OF SIGNIFICANT ACCOUNTING POLICIES - (Continued)**

Restricted - Fund balance is reported as restricted when constraints are placed on the use of resources that are either externally imposed by creditors (such as through debt covenants), grantors, contributors, or laws or regulations of other governments, or imposed by law through constitutional provisions or enabling legislation.

Committed - The committed fund balance classification includes amounts that can be used only for the specific purposes imposed by a formal action (resolution) of the District Board of Education (the highest level of decision-making authority). Those committed amounts cannot be used for any other purpose unless the District Board of Education removes or changes the specified use by taking the same type of action (resolution) it employed to previously commit those amounts. Committed fund balance also incorporates contractual obligations to the extent that existing resources in the fund have been specifically committed for use in satisfying those contractual requirements.

Assigned - Amounts in the assigned fund balance classification are intended to be used by the District for specific purposes, but do not meet the criteria to be classified as restricted nor committed. In governmental funds other than the general fund, assigned fund balance represents the remaining amount that is not restricted or committed. In the general fund, assigned amounts represent intended uses established by policies of the District Board of Education, which includes giving the Treasurer the authority to constrain monies for intended purposes. The Board of Education may also assign fund balance as it does when appropriating fund balance to cover a gap between estimated revenue and appropriations in the subsequent year's appropriated budget in the general fund.

Unassigned - Unassigned fund balance is the residual classification for the general fund and includes all spendable amounts not contained in the other classifications. In other governmental funds, the unassigned classification is only used to report a deficit fund balance resulting from overspending for specific purposes for which amounts had been restricted, committed, or assigned.

The District applies restricted resources first when expenditures are incurred for purposes for which restricted and unrestricted (committed, assigned, and unassigned) fund balance is available. Similarly, within unrestricted fund balance, committed amounts are reduced first followed by assigned, and then unassigned amounts when expenditures are incurred for purposes for which amounts in any of the unrestricted fund balance classifications could be used.

**M. Prepayments**

Certain payments to vendors reflect the costs applicable to future accounting periods and are recorded as prepayments in both government-wide and fund financial statements. These items are reported as assets on the statement of net position/balance sheet using the consumption method. A current asset for the prepaid amounts is recorded at the time of the purchase and the expense/expenditure is reported in the year in which services are consumed. At fiscal year-end, because prepayments are not available to finance future governmental fund expenditures, the fund balance is considered nonspendable in an amount equal to the carrying value of the asset on the fund financial statements.

**N. Net Position**

Net position represents the difference between assets plus deferred outflows of resources and liabilities plus deferred inflows of resources. The net position component "net investment in capital assets," consists of capital assets, net of accumulated depreciation, reduced by the outstanding balances of any borrowing or liabilities used for the acquisition, construction or improvement of those assets. Deferred outflows of resources and deferred inflows of resources that are attributable to the acquisition, construction or improvement of those assets or related debt also should be included in this component of net position. Net position is reported as restricted when there are limitations imposed on its use either through the enabling legislation adopted by the District or through external restrictions imposed by creditors, grantors or laws or regulations of other governments.

**CHAMPION LOCAL SCHOOL DISTRICT  
TRUMBULL COUNTY, OHIO**

**NOTES TO THE BASIC FINANCIAL STATEMENTS  
FOR THE FISCAL YEAR ENDED JUNE 30, 2024**

**NOTE 2 - SUMMARY OF SIGNIFICANT ACCOUNTING POLICIES - (Continued)**

The District applies restricted resources first when an expense is incurred for purposes for which both restricted and unrestricted net position is available.

**O. Estimates**

The preparation of the basic financial statements in conformity with GAAP requires management to make estimates and assumptions that affect the amounts reported in the basic financial statements and accompanying notes. Actual results may differ from those estimates.

**P. Interfund Activity**

Exchange transactions between funds are reported as revenues in the seller funds and as expenses/expenditures in the purchaser funds. Flows of cash or goods from one fund to another without a requirement for repayment are reported as interfund transfers. Interfund transfers are reported as other financing sources/uses in governmental funds. Repayments from funds responsible for particular expenses/expenditures to the funds that initially paid for them are not presented on the basic financial statements.

**Q. Pensions/ Other Postemployment Benefits (OPEB)**

For purposes of measuring the net pension/OPEB liability, net OPEB asset, deferred outflows of resources and deferred inflows of resources related pensions/OPEB, and pension/OPEB expense, information about the fiduciary net position of the pension/OPEB plans and additions to/deductions from their fiduciary net position have been determined on the same basis as they are reported by the pension/OPEB systems. For this purpose, benefit payments (including refunds of employee contributions) are recognized when due and payable in accordance with the benefit terms. The pension/OPEB systems report investments at fair value.

**R. Extraordinary and Special Items**

Extraordinary items are transactions or events that are both unusual in nature and infrequent in occurrence. Special items are transactions or events that are within the control of the Board of Education and that are either unusual in nature or infrequent in occurrence. Neither type of transaction occurred during fiscal year 2024.

**S. Fair Value**

The District categorizes its fair value measurements within the fair value hierarchy established by generally accepted accounting principles. The hierarchy is based on the valuation inputs used to measure the fair value of the asset. Level 1 inputs are quoted prices in active markets for identical assets; Level 2 inputs are significant other observable inputs; Level 3 inputs are significant unobservable inputs.

**NOTE 3 - ACCOUNTABILITY AND COMPLIANCE**

**Change in Accounting Principles**

For fiscal year 2024, the District has implemented certain paragraphs from GASB Implementation Guide No. 2021-1, certain paragraphs of GASB Statement No. 99, "Omnibus 2022", GASB Statement No. 100, "Accounting Changes and Error Corrections - an amendment of GASB Statement No. 62" and Implementation Guide No. 2023-1.

GASB Implementation Guide 2021-1 provides clarification on issues related to previously established GASB guidance. The implementation of GASB Implementation Guide 2021-1 did not have an effect on balances previously report by the District.

**CHAMPION LOCAL SCHOOL DISTRICT  
TRUMBULL COUNTY, OHIO**

**NOTES TO THE BASIC FINANCIAL STATEMENTS  
FOR THE FISCAL YEAR ENDED JUNE 30, 2024**

**NOTE 3 - ACCOUNTABILITY AND COMPLIANCE - (Continued)**

GASB Statement No. 99 is to enhance comparability in accounting and financial reporting and to improve the consistency of authoritative literature by addressing (1) practice issues that have been identified during implementation and application of certain GASB Statements and (2) accounting and financial reporting for financial guarantees. The implementation of GASB Statement No. 99 did not have an effect on the financial statements of the District.

GASB Statement No. 100 is to enhance accounting and financial reporting requirements for accounting changes and error corrections to provide more understandable, reliable, relevant, consistent, and comparable information for making decisions or assessing accountability. The implementation of GASB Statement No. 100 did not have an effect on the financial statements of the District.

GASB Implementation Guide 2023-1 provides clarification on issues related to previously established GASB guidance. The implementation of GASB Implementation Guide 2023-1 did not have an effect on the financial statements of the District.

**NOTE 4 - DEPOSITS AND INVESTMENTS**

State statutes classify monies held by the District into three categories.

Active deposits are public deposits necessary to meet current demands on the treasury. Such monies must be maintained either as cash in the District treasury, in commercial accounts payable or withdrawable on demand, including negotiable order of withdrawal (NOW) accounts, or in money market deposit accounts.

Inactive deposits are public deposits that the Board of Education has identified as not required for use within the current five-year period of designation of depositories. Inactive deposits must either be evidenced by certificates of deposit maturing not later than the end of the current period of designation of depositories, or by savings or deposit accounts including, but not limited to, passbook accounts.

Interim deposits are deposits of interim monies. Interim monies are those monies which are not needed for immediate use, but which will be needed before the end of the current period of designation of depositories.

Interim deposits must be evidenced by time certificates of deposit maturing not more than five years from the date of deposit or by savings or deposit accounts including passbook accounts.

Interim monies may be deposited or invested in the following securities:

1. United States Treasury Notes, Bills, Bonds, or any other obligation or security issued by the United States Treasury or any other obligation guaranteed as to principal and interest by the United States;
2. Bonds, notes, debentures, or any other obligations or securities issued by any federal government agency or instrumentality, including, but not limited to, the Federal National Mortgage Association, Federal Home Loan Bank, Federal Farm Credit Bank, Federal Home Loan Mortgage Corporation, and Government National Mortgage Association. All federal agency securities shall be direct issuances of federal government agencies or instrumentalities;
3. Written repurchase agreements in the securities listed above provided that the fair value of the securities subject to the repurchase agreement must exceed the principal value of the agreement by at least two percent and be marked to market daily, and that the term of the agreement must not exceed thirty days;
4. Bonds and other obligations of the State of Ohio, and with certain limitations including a requirement for maturity within ten years from the date of settlement, bonds and other obligations of political subdivisions of the State of Ohio, if training requirements have been met;

**CHAMPION LOCAL SCHOOL DISTRICT  
TRUMBULL COUNTY, OHIO**

**NOTES TO THE BASIC FINANCIAL STATEMENTS  
FOR THE FISCAL YEAR ENDED JUNE 30, 2024**

**NOTE 4 - DEPOSITS AND INVESTMENTS - (Continued)**

5. Time certificates of deposit or savings or deposit accounts including, but not limited to, passbook accounts;
6. No-load money market mutual funds consisting exclusively of obligations described in items (1) and (2) above and repurchase agreements secured by such obligations, provided that investments in securities described in this division are made only through eligible institutions;
7. The State Treasurer's investment pool, the State Treasury Asset Reserve of Ohio (STAR Ohio);
8. Certain bankers' acceptances for a period not to exceed one hundred eighty days) and commercial paper notes (for a period not to exceed two hundred seventy days) in an amount not to exceed 40 percent of the interim monies available for investment at any one time if training requirements have been met.

Protection of the deposits is provided by the Federal Deposit Insurance Corporation (FDIC), by eligible securities pledged by the financial institution as security for repayment, or by the financial institutions participation in the Ohio Pooled Collateral System (OPCS), a collateral pool of eligible securities deposited with a qualified trustee and pledged to the Treasurer of State to secure the repayment of all public monies deposited in the financial institution.

Investments in stripped principal or interest obligations, reverse repurchase agreements and derivatives are prohibited. The issuance of taxable notes for the purpose of arbitrage, the use of leverage and short selling are also prohibited. Except as noted above, an investment must mature within five years from the date of purchase unless matched to a specific obligation or debt of the District, and must be purchased with the expectation that it will be held to maturity. Investments may only be made through specified dealers and institutions. Payment for investments may be made only upon delivery of the securities representing the investments to the Treasurer or, if the securities are not represented by a certificate, upon receipt of confirmation of transfer from the custodian.

**A. Cash on Hand**

At June 30, 2024, the District had \$601 in undeposited cash on hand, which is included on the basic financial statements of the District as part of "equity in pooled cash and cash equivalents".

**B. Deposits with Financial Institutions**

At June 30, 2024, the carrying amount of all District deposits was \$6,507,403 and the bank balance of all District deposits was \$6,519,906. Of the bank balance, \$2,880,430 was covered by the FDIC, \$2,770,365 was collateralized by the Ohio Pooled Collateral System (OPCS) and \$869,111 was exposed to custodial credit risk.

Custodial credit risk is the risk that, in the event of bank failure, the District will not be able to recover deposits or collateral securities that are in the possession of an outside party. The District has no deposit policy for custodial credit risk beyond the requirements of State statute. Ohio law requires that deposits either be insured or protected by (1) eligible securities pledged to the District's and deposited with a qualified trustee by the financial institution as security for repayment whose fair value at all times shall be at least 105 percent of the deposits being secured, or (2) participation in the OPCS, a collateral pool of eligible securities deposited with a qualified trustee and pledged to the Treasurer of State to secure the repayment of all public monies deposited in the financial institution. OPCS requires the total fair value of the securities pledged to be 102 percent of the deposits being secured or a rate set by the Treasurer of State. For 2024, the District's financial institutions had a reduced collateral rate through the OPCS of 60 percent. Although all statutory requirements for the deposit of money had been followed, noncompliance with Federal requirements could potentially subject the District to a successful claim by the FDIC.

**CHAMPION LOCAL SCHOOL DISTRICT  
TRUMBULL COUNTY, OHIO**

**NOTES TO THE BASIC FINANCIAL STATEMENTS  
FOR THE FISCAL YEAR ENDED JUNE 30, 2024**

**NOTE 4 - DEPOSITS AND INVESTMENTS - (Continued)**

**C. Investments**

As of June 30, 2024, the District had the following investments and maturity:

<u>Investment type</u>	<u>Measurement Value</u>	<u>Investment Maturities 6 months or less</u>
<i>Amortized cost:</i>		
STAR Ohio	\$ 1,521,248	\$ 1,521,248

*Interest Rate Risk:* As a means of limiting its exposure to fair value losses arising from rising interest rates and according to State law, the District's investment policy limits investment portfolio maturities to five years or less.

*Credit Risk:* Standard & Poor's has assigned STAR Ohio an AAAm money market rating. Ohio law requires that STAR Ohio maintain the highest rating provided by at least one nationally recognized standard rating service. The District's investment policy does not specifically address credit risk beyond requiring the District to only invest in securities authorized by State Statute.

*Custodial Credit Risk:* For an investment, custodial credit risk is the risk that, in the event of the failure of the counterparty, the District will not be able to recover the value of its investment or collateral securities that are in the possession of an outside party. The District's investment policy does not specifically address custodial credit risk beyond the adherence to all relevant sections of the Ohio Revised Code.

*Concentration of Credit Risk:* The District places no limit on the amount that may be invested in any one issuer. The following table includes the percentage of each investment type held by the District at June 30, 2024:

<u>Investment type</u>	<u>Measurement Value</u>	<u>% to Total</u>
<i>Amortized cost:</i>		
STAR Ohio	\$ 1,521,248	100.00

**D. Reconciliation of Cash and Investments to the Statement of Net Position**

The following is a reconciliation of cash and investments as reported in the note above to cash and investments as reported on the statement of net position as of June 30, 2024:

<u>Cash and investments per note</u>	
Carrying amount of deposits	\$ 6,507,403
Investments	1,521,248
Cash on hand	<u>601</u>
Total	<u>\$ 8,029,252</u>
<u>Cash and investments per statement of net position</u>	
Governmental activities	<u>\$ 8,029,252</u>

**CHAMPION LOCAL SCHOOL DISTRICT  
TRUMBULL COUNTY, OHIO**

**NOTES TO THE BASIC FINANCIAL STATEMENTS  
FOR THE FISCAL YEAR ENDED JUNE 30, 2024**

**NOTE 5 - INTERFUND TRANSACTIONS**

Interfund transfers for the year ended June 30, 2024 consisted of the following, as reported on the fund financial statements:

<u>Transfer to nonmajor governmental funds from:</u>	<u>Amount</u>
General fund	<u>\$ 152,335</u>

Transfers are used to (1) move revenues from the fund that statute or budget requires to collect them to the fund that statute or budget requires to expend them, and (2) use unrestricted revenues collected in the general fund to finance various programs accounted for in other funds in accordance with budgetary authorizations.

Interfund transfers between governmental funds are eliminated on the government-wide financial statements; therefore, no transfers are reported in the statement of activities.

**NOTE 6 - PROPERTY TAXES**

Property taxes are levied and assessed on a calendar year basis while the District fiscal year runs from July through June. First half tax collections are received by the District in the second half of the fiscal year. Second half tax distributions occur in the first half of the following fiscal year.

Property taxes include amounts levied against all real property and public utility property. Real property tax revenues received in calendar year 2024 represent the collection of calendar year 2023 taxes. Real property taxes received in calendar year 2024 were levied after April 1, 2023, on the assessed values as of January 1, 2023 the lien date. Assessed values for real property taxes are established by State statute at 35 percent of appraised market value. Real property taxes are payable annually or semiannually. If paid annually, payment is due December 31; if paid semiannually, the first payment is due December 31, with the remainder payable by June 20. Under certain circumstances, State statute permits alternate payment dates to be established. Public utility property tax revenues received in calendar year 2024 represent the collection of calendar year 2023 taxes. Public utility real and personal property taxes received in calendar year 2024 became a lien on December 31, 2022, were levied after April 1, 2023, and are collected with real property taxes. Public utility real property is assessed at 35 percent of true value; public utility tangible personal property is currently assessed at varying percentages of true value.

The District receives property taxes from Trumbull County. The County Auditor periodically advances to the District its portion of the taxes collected. Second-half real property tax payments collected by the County by June 30, 2024, are available to finance fiscal year 2025 operations. The amount available as an advance at June 30, 2024 and 2023 were:

	<u>June 30, 2024</u>	<u>June 30, 2023</u>
Major governmental funds:		
General fund	\$ 27,343	\$ 22,396
Nonmajor governmental funds:		
Bond retirement fund	2,556	2,553
Permanent improvement fund	364	338
Classroom facilities maintenance fund	312	297

The amount of second-half real property taxes available for advance at fiscal year-end can vary based on the date the tax bills are sent.

**CHAMPION LOCAL SCHOOL DISTRICT  
TRUMBULL COUNTY, OHIO**

**NOTES TO THE BASIC FINANCIAL STATEMENTS  
FOR THE FISCAL YEAR ENDED JUNE 30, 2024**

**NOTE 6 - PROPERTY TAXES - (Continued)**

Accrued property taxes receivable includes real property, public utility property and delinquent tangible personal property taxes which are measurable as of June 30, 2024 and for which there is an enforceable legal claim. Although total property tax collections for the next fiscal year are measurable, only the amount of real property taxes available as an advance at June 30 was levied to finance current fiscal year operations and is reported as revenue at fiscal year-end. The portion of the receivable not levied to finance current fiscal year operations is offset by a credit to deferred inflows of resources.

On the accrual basis of accounting, collectible delinquent property taxes have been recorded as a receivable and revenue, while on a modified accrual basis of accounting the revenue has been reported as a deferred inflow of resources.

The assessed values upon which the fiscal year 2024 taxes were collected are:

	2023 Second Half Collections		2024 First Half Collections	
	<u>Amount</u>	<u>Percent</u>	<u>Amount</u>	<u>Percent</u>
Agricultural/residential and other real estate	\$ 188,164,310	97.10	\$ 251,438,820	97.77
Public utility personal	<u>5,622,030</u>	<u>2.90</u>	<u>5,741,520</u>	<u>2.23</u>
Total	<u>\$ 193,786,340</u>	<u>100.00</u>	<u>\$ 257,180,340</u>	<u>100.00</u>
Tax rate per \$1,000 of assessed valuation	\$ 51.40		\$ 46.35	

**NOTE 7 - RECEIVABLES**

Receivables at June 30, 2024 consisted of property taxes, accounts (billings for user charged services and student fees), accrued interest and intergovernmental grants and entitlements. All receivables are considered collectible in full due to the ability to foreclose for the nonpayment of taxes, the stable condition of State programs, and the current year guarantee of federal funds. A list of the principal items of receivables reported on the statement of net position follows:

**Governmental activities:**

Property taxes	\$ 8,621,737
Accounts	22,167
Accrued interest	22,231
Intergovernmental	<u>66,632</u>
Total receivables	<u>\$ 8,732,767</u>

Receivables have been disaggregated on the face of the basic financial statements. All receivables are expected to be collected within the subsequent year.

**CHAMPION LOCAL SCHOOL DISTRICT  
TRUMBULL COUNTY, OHIO**

NOTES TO THE BASIC FINANCIAL STATEMENTS  
FOR THE FISCAL YEAR ENDED JUNE 30, 2024

**NOTE 8 - CAPITAL ASSETS**

Capital asset activity for the fiscal year ended June 30, 2024, was as follows:

	Balance <u>June 30, 2023</u>	<u>Additions</u>	<u>Deductions</u>	Balance <u>June 30, 2024</u>
<b>Governmental activities:</b>				
<i>Capital assets, not being depreciated/amortized:</i>				
Land	\$ 87,400	\$ -	\$ -	\$ 87,400
Construction in progress	275,282	83,008	(358,290)	-
Total capital assets, not being depreciated/amortized	<u>362,682</u>	<u>83,008</u>	<u>(358,290)</u>	<u>87,400</u>
<i>Capital assets, being depreciated/amortized:</i>				
Land improvements	702,767	-	-	702,767
Buildings and improvements	33,753,597	358,289	-	34,111,886
Furniture and equipment	1,373,288	158,934	(47,000)	1,485,222
Vehicles	1,325,255	220,400	(102,416)	1,443,239
Intangible right to use:				
Leased equipment	180,653	121,054	(180,653)	121,054
Subscription software	-	112,902	-	112,902
Total capital assets, being depreciated/amortized	<u>37,335,560</u>	<u>971,579</u>	<u>(330,069)</u>	<u>37,977,070</u>
<i>Less: accumulated depreciation/amortization:</i>				
Land improvements	(193,876)	(34,122)	-	(227,998)
Buildings and improvements	(9,318,527)	(602,538)	-	(9,921,065)
Furniture and equipment	(860,259)	(70,317)	17,864	(912,712)
Vehicles	(1,113,208)	(48,747)	102,416	(1,059,539)
Intangible right to use:				
Leased equipment	(162,590)	(33,195)	180,653	(15,132)
Subscription software	-	(24,969)	-	(24,969)
Total accumulated depreciation/amortization	<u>(11,648,460)</u>	<u>(813,888)</u>	<u>300,933</u>	<u>(12,161,415)</u>
Governmental activities capital assets, net	<u>\$ 26,049,782</u>	<u>\$ 240,699</u>	<u>\$ (387,426)</u>	<u>\$ 25,903,055</u>

Depreciation/amortization expense was charged to governmental activities as follows:

<u>Instruction:</u>	
Regular	\$ 623,065
Special	1,206
<u>Support services:</u>	
Pupil	11,298
Instructional staff	47,284
Administration	5,692
Operations and maintenance	23,109
Pupil transportation	51,819
Extracurricular activities	49,225
Food service operations	1,190
Total depreciation/amortization expense	<u>\$ 813,888</u>



**CHAMPION LOCAL SCHOOL DISTRICT  
TRUMBULL COUNTY, OHIO**

NOTES TO THE BASIC FINANCIAL STATEMENTS  
FOR THE FISCAL YEAR ENDED JUNE 30, 2024

**NOTE 9 - LONG-TERM OBLIGATIONS**

A. During the fiscal year 2024, the following changes occurred in governmental activities long-term obligations:

	Balance June 30, 2023	Additions	Reductions	Balance June 30, 2024	Amounts Due in One Year
Qualified school construction bonds (2010)	\$ 85,000	\$ -	\$ (40,000)	\$ 45,000	\$ 45,000
Qualified school construction bonds (2011)	250,000	-	(75,000)	175,000	75,000
School improvement bonds (2016-1)	8,085,000	-	(150,000)	7,935,000	155,000
School improvement bonds (2016-2)	4,415,000	-	(85,000)	4,330,000	85,000
Net pension liability	15,974,150	48,350	(571,213)	15,451,287	-
Net OPEB liability	727,178	126,132	-	853,310	-
Lease obligations	26,658	121,054	(41,228)	106,484	29,189
Compensated absences	1,204,129	144,380	(54,981)	1,293,528	44,064
Unamortized premiums	258,498	-	(8,787)	249,711	-
Total governmental activities long-term liabilities	<u>\$ 31,025,613</u>	<u>\$ 439,916</u>	<u>\$ (1,026,209)</u>	<u>\$ 30,439,320</u>	<u>\$ 433,253</u>

Net pension liability: The District's net pension liability is described in Note 12. The District pays obligations related to employee compensation from the fund benefiting from their service.

Net OPEB liability/asset: The District's net OPEB liability/asset is described in Note 13. The District pays obligations related to employee compensation from the fund benefiting from their service.

Compensated absences: Compensated absences will be paid from the fund from which the employee is paid which, for the District, is primarily the general fund.

- B. Qualified school construction bonds (2010): On December 21, 2009, the District issued \$567,762 in qualified school construction bonds. These bonds have an interest rate of 1.93% and mature on September 15, 2024. The improvements resulting from this bond issuance were not capitalized by the District. Principal and interest payments are made from the bond retirement fund (a nonmajor governmental fund).

The following is a summary of the District's future annual debt service requirements to maturity for the qualified school construction bonds (2010):

Fiscal Year Ended,	Qualified School Construction Bonds (2010)		
	Principal	Interest	Total
2025	<u>\$ 45,000</u>	<u>\$ 434</u>	<u>\$ 45,434</u>

Qualified school construction bonds (2011): On February 28, 2011, the District issued \$1,051,500 in qualified school construction bonds. These bonds have an interest rate of 6.20% and mature on September 15, 2025. The improvements resulting from this bond issuance were not capitalized by the District. Principal and interest payments are made from the bond retirement fund (a nonmajor governmental fund).

The following is a summary of the District's future annual debt service requirements to maturity for the qualified school construction bonds (2011):

Fiscal Year Ended,	Qualified School Construction Bonds (2011)		
	Principal	Interest	Total
2025	\$ 75,000	\$ 8,525	\$ 83,525
2026	100,000	3,100	103,100
Total	<u>\$ 175,000</u>	<u>\$ 11,625</u>	<u>\$ 186,625</u>

**CHAMPION LOCAL SCHOOL DISTRICT  
TRUMBULL COUNTY, OHIO**

NOTES TO THE BASIC FINANCIAL STATEMENTS  
FOR THE FISCAL YEAR ENDED JUNE 30, 2024

**NOTE 9 - LONG-TERM OBLIGATIONS - (Continued)**

Lease obligation: During the current and prior fiscal years, the District entered into a lease agreement for the right to use copier equipment. Due to the implementation of GASB Statement No. 87, the District will report an intangible capital asset and corresponding liability for the future scheduled payments under the lease obligations. Lease payments have been reclassified and are reflected as debt service expenditures in the financial statements for the governmental funds.

The District pays the lease obligations from the general fund and the food service fund (a nonmajor governmental fund).

The following is a schedule of the future long-term minimum lease payments required under the lease agreements and the present value of the future minimum lease payments as of June 30, 2024:

Fiscal Year Ended,	Lease Obligations		
	Principal	Interest	Total
2025	\$ 29,189	\$ 3,056	\$ 32,245
2026	30,161	2,084	32,245
2027	31,165	1,080	32,245
2028	15,969	154	16,123
Total	<u>\$ 106,484</u>	<u>\$ 6,374</u>	<u>\$ 112,858</u>

School improvement bonds - series 2016-1 - On April 5, 2016, the District issued \$9,190,000 in general obligation serial bonds, for the purpose of constructing, furnishing and equipping new elementary/ middle school buildings. Principal and interest payments are made from the bond retirement fund (a nonmajor governmental fund).

The interest rate on the current interest bonds range from 1.00% to 4.00%. Interest payments on the current interest serial bonds are due on June 1 and December 1 of each year. The final maturity stated in the issue is December 1, 2052.

The following is a summary of the District's future annual debt service requirements to maturity for the series 2016-1 bonds:

Fiscal Year	Current Interest - Series 2016-1		
	Principal	Interest	Total
2025	\$ 155,000	\$ 295,544	\$ 450,544
2026	160,000	290,794	450,794
2027	165,000	284,294	449,294
2028	170,000	277,594	447,594
2029	175,000	270,694	445,694
2030 - 2034	995,000	1,239,470	2,234,470
2035 - 2039	1,220,000	1,018,770	2,238,770
2040 - 2044	1,480,000	752,457	2,232,457
2045 - 2049	1,765,000	461,610	2,226,610
2050 - 2053	1,650,000	122,340	1,772,340
Total	<u>\$ 7,935,000</u>	<u>\$ 5,013,567</u>	<u>\$ 12,948,567</u>

School improvement bonds - series 2016-2 - On April 26, 2016, the District issued \$5,000,000 in general obligation serial bonds, for the purpose of constructing, furnishing and equipping new elementary/ middle school buildings. Principal and interest payments are made from the bond retirement fund (a nonmajor governmental fund).

**CHAMPION LOCAL SCHOOL DISTRICT  
TRUMBULL COUNTY, OHIO**

**NOTES TO THE BASIC FINANCIAL STATEMENTS  
FOR THE FISCAL YEAR ENDED JUNE 30, 2024**

**NOTE 9 - LONG-TERM OBLIGATIONS - (Continued)**

The interest rate on the current interest bonds range from 1.00% to 4.00%. Interest payments on the current interest serial bonds are due on June 1 and December 1 of each year. The final maturity stated in the issue is December 1, 2052.

The following is a summary of the District's future annual debt service requirements to maturity for the series 2016-2 bonds:

<u>Fiscal Year</u>	<u>Current Interest - Series 2016-2</u>		
	<u>Principal</u>	<u>Interest</u>	<u>Total</u>
2025	\$ 85,000	\$ 155,125	\$ 240,125
2026	85,000	152,575	237,575
2027	90,000	149,075	239,075
2028	95,000	145,375	240,375
2029	100,000	141,475	241,475
2030 - 2034	550,000	644,375	1,194,375
2035 - 2039	675,000	521,875	1,196,875
2040 - 2044	805,000	383,856	1,188,856
2045 - 2049	955,000	239,308	1,194,308
2050 - 2053	890,000	63,698	953,698
Total	<u>\$ 4,330,000</u>	<u>\$ 2,596,737</u>	<u>\$ 6,926,737</u>

**C. Legal Debt Margin**

The Ohio Revised Code provides that voted net general obligation debt of the District shall never exceed 9% of the total assessed valuation of the District. The Code further provides that unvoted indebtedness shall not exceed 1/10 of 1% of the property valuation of the District. The Code additionally states that unvoted indebtedness related to energy conservation debt shall not exceed 9/10 of 1% of the property valuation of the District. The assessed valuation used in determining the District's legal debt margin has been modified by House Bill 530 which became effective March 30, 2006. In accordance with House Bill 530, the assessed valuation used in the District's legal debt margin calculation excluded tangible personal property used in business, telephone or telegraph property, interexchange telecommunications company property and personal property owned or leased by a railroad company and used in railroad operations. The effects of these debt limitations at June 30, 2024, are a voted debt margin of \$11,329,974 (including available funds of \$668,743), and an unvoted debt margin of \$257,180.

**NOTE 10 - COMPENSATED ABSENCES**

The criteria for determining vested vacation leave and sick leave components are derived from negotiated agreements and State laws.

Each full time, regular 11 or 12-month classified employee, upon completion of 20 days of service, from the date of employment shall be credited while continuing in such employment by the Board, to vacation leave with full pay, excluding legal holidays, as follows:

0-1 Year	0.75 Days per full month worked
1-8 Years	10 Days (2 Weeks)
9-15 Years	15 Days (3 Weeks)
16+ Years	20 Days (4 Weeks)

**CHAMPION LOCAL SCHOOL DISTRICT  
TRUMBULL COUNTY, OHIO**

**NOTES TO THE BASIC FINANCIAL STATEMENTS  
FOR THE FISCAL YEAR ENDED JUNE 30, 2024**

**NOTE 10 - COMPENSATED ABSENCES - (Continued)**

Vacation will be accrued based on a July 1- June 30 year with the accrual to appear on the first pay each July. Vacation may not be utilized in less than full day increments; fractional vacation days will be paid only, with the payment occurring with the final pay of June. Vacation dates can be scheduled at any time during the school year upon approval of the Superintendent and in one day intervals, not to exceed one week while school is in session. All weekly vacations must be scheduled with the Supervisor thirty working days prior to the beginning date of the vacation. On April 1st or within seven days thereafter, an employee may request payment, in writing, to the Treasurer for up to five earned, but unused vacation days.

The Superintendent receives 25 days and the Treasurer receives 20 days of vacation leave, annually.

Classified full time employees with 5 years of service in the District who elect to retire shall receive, in one lump-sum payment, 33.34% of their unused sick leave (up to a maximum of 100 days) multiplied times their per-diem rate at the time of retirement. Certified employees with 5 years of service in the District who elect to retire shall receive, in one lump-sum payment, 20% of their unused sick leave (up to a maximum of 65 days) multiplied times their per-diem rate at the time of retirement.

The Superintendent and Treasurer receive severance based upon 1/3 of their unused sick leave.

Teachers, administrators, and full-time classified employees earn sick leave at the rate of 1¼ days per month. Sick leave may be accumulated up to a maximum of 325 days for all certified employees and up to a maximum of 180 days for all classified employees. Part Time cafeteria workers earn sick time a .75 per month for a total of 9 each year.

**NOTE 11 - RISK MANAGEMENT**

**A. General Risk**

The District is exposed to various risks of loss related to torts, theft of, damage to and destruction of assets, errors and omissions, injuries to school employees and natural disasters. During fiscal year 2024, the District contracted with Utica National Insurance Group utilizing the services of the Chase Agency for property insurance with a \$1,000 deductible and Professional liability with a \$1,000,000 per occurrence and \$3,000,000 aggregate limit.

Vehicles are also covered by Liberty Mutual Insurance Company and hold a \$1,000 deductible for comprehensive and collision. Automobile liability has a \$1,000,000 per vehicle limit of liability. Settled claims have not exceeded this commercial coverage in any of the last ten years.

The District contracts with Travelers Insurance for \$20,000 Position Bonds covering the Superintendent, Board President and all individuals who handle cash. Travelers Insurance also holds a Treasurer Bond for the District's Treasurer. The District maintains employee dishonesty coverage with a \$10,000 limit.

The District continues the "Positive Pay" program initiated in 2023 with Huntington Bank. This is a fraud protection agreement for all the District's bank accounts.

**CHAMPION LOCAL SCHOOL DISTRICT  
TRUMBULL COUNTY, OHIO**

**NOTES TO THE BASIC FINANCIAL STATEMENTS  
FOR THE FISCAL YEAR ENDED JUNE 30, 2024**

**NOTE 11 - RISK MANAGEMENT - (Continued)**

**B. Workers' Compensation Group Rating Program**

For fiscal year 2024, the District participated in the Ohio School Board Association and Ohio Association of School Business Officials Workers' Compensation Group Retrospective Rating Program (GRP), an insurance purchasing pool (Note 2.A.). The intent of the GRP is to achieve the benefit of a reduced premium for the District by virtue of its grouping and representation with other participants in the GRP. Under the GRP, the participating districts continues to pay their own individual premiums and have the opportunity to receive retrospective premium adjustments based upon the combined performance of the group. Depending upon that performance, the participating districts receive either a premium refund or an assessment. The participating districts pay an experience- or base-rated premium under the same terms as if they were not in a retrospective group. The group-retrospective premiums are recalculated twelve months after the end of the policy year and the recalculated premium is compared to the standard premium. If the retrospective premium is lower than the standard premium, the participating districts receive a refund. If the retrospective premium is higher than the standard premium, the participating districts are charged an assessment.

Participation in the GRP is limited to school districts that can meet the GRP's selection criteria. The firm of CompManagement, Inc. provides administrative, cost control and actuarial services to the GRP. The District also utilizes Sedgwick services as the MCO TPA.

**C. Health Insurance**

The District has elected to provide various employee benefits through a consortium of school districts known as the Trumbull County Schools Insurance Consortium Association (the "Consortium"). The lone exception to this Consortium is Vision Insurance which is contracted directly through Vision Service Plan. All of the following noted premiums are paid from the fund that pays the salary of the employee enrolled.

The provider contracted through the Consortium for dental benefits is Delta Dental. Dental coverage is available to staff working 20 hours or more per week.

The provider contracted through the Consortium for Life Insurance is Voya, Inc. Coverage is \$50,000 for all administrative staff and their support staff, certified staff, and for all 12-month full-time union classified staff. \$40,000 is provided to non-union and union part-time classified staff working 20 or more hours per week. The Superintendent is covered by a \$150,000 policy and the Treasurer is covered by a \$100,000 policy.

The provider contracted through the Consortium for medical/surgical benefits is Medical Mutual. The District pays 90% of monthly premiums for Preferred Provider I and Preferred Provider II, which both offers two tiers; family or single coverage.

The consortium offers a 4 tier program consisting of: Employee; Employee and Spouse; Employee and Children; Family. The Trumbull County Insurance Consortium of which the district is a member for health insurance has changed the insurance offerings effective 1/1/2023. There are now two programs offered, one traditional PPO plan and one HSA high deductible plan. Premiums and details will be updated as they are available.

Hospitalization coverage is available to staff working 20 hours or more per week. Premium contributions are required of specific enrollees depending upon their employee classification and/or situation.

**CHAMPION LOCAL SCHOOL DISTRICT  
TRUMBULL COUNTY, OHIO**

**NOTES TO THE BASIC FINANCIAL STATEMENTS  
FOR THE FISCAL YEAR ENDED JUNE 30, 2024**

**NOTE 12 - DEFINED BENEFIT PENSION PLANS**

The Statewide retirement systems provide both pension benefits and other postemployment benefits (OPEB).

***Net Pension Liability/Net OPEB Liability/Asset***

The net pension liability and the net OPEB liability/asset reported on the statement of net position represents a liability or asset to employees for pensions and OPEB, respectively.

Pensions and OPEB are a component of exchange transactions—between an employer and its employees—of salaries and benefits for employee services. Pensions/OPEB are provided to an employee—on a deferred-payment basis—as part of the total compensation package offered by an employer for employee services each financial period. The obligation to sacrifice resources for pensions is a present obligation because it was created as a result of employment exchanges that already have occurred.

The net pension/OPEB liability (asset) represent the District's proportionate share of each pension/OPEB plan's collective actuarial present value of projected benefit payments attributable to past periods of service, net of each pension/OPEB plan's fiduciary net position. The net pension/OPEB liability (asset) calculation is dependent on critical long-term variables, including estimated average life expectancies, earnings on investments, cost of living adjustments and others. While these estimates use the best information available, unknowable future events require adjusting these estimates annually.

The Ohio Revised Code limits the District's obligation for this liability to annually required payments. The District cannot control benefit terms or the manner in which pensions/OPEB are financed; however, the District does receive the benefit of employees' services in exchange for compensation including pension and OPEB.

GASB 68/75 assumes the liability is solely the obligation of the employer, because (1) they benefit from employee services; and (2) State statute requires funding to come from these employers. All pension contributions to date have come solely from these employers (which also includes pension costs paid in the form of withholdings from employees). The retirement systems may allocate a portion of the employer contributions to provide for these OPEB benefits. In addition, health care plan enrollees pay a portion of the health care costs in the form of a monthly premium. State statute requires the retirement systems to amortize unfunded pension liabilities within 30 years. If the pension amortization period exceeds 30 years, each retirement system's board must propose corrective action to the State legislature. Any resulting legislative change to benefits or funding could significantly affect the net pension/OPEB liability (asset). Resulting adjustments to the net pension/OPEB liability (asset) would be effective when the changes are legally enforceable. The Ohio Revised Code permits, but does not require, the retirement systems to provide healthcare to eligible benefit recipients.

The remainder of this note includes the required pension disclosures. See Note 13 for the required OPEB disclosures.

The proportionate share of each plan's unfunded benefits is presented as a long-term *net pension/OPEB liability (asset)* on the accrual basis of accounting. Any liability for the contractually required pension contribution outstanding at the end of the year is included in intergovernmental payable on both the accrual and modified accrual bases of accounting.

***Plan Description - School Employees Retirement System (SERS)***

Plan Description - The District's non-teaching employees participate in SERS, a cost-sharing multiple-employer defined benefit pension plan administered by SERS. SERS provides retirement, disability and survivor benefits, annual cost-of-living adjustments, and death benefits to plan members and beneficiaries. Authority to establish and amend benefits is provided by Ohio Revised Code Chapter 3309. SERS issues a publicly available, stand-alone financial report that includes financial statements, required supplementary information and detailed information about SERS' fiduciary net position. That report can be obtained by visiting the SERS website at [www.ohsers.org](http://www.ohsers.org) under Employers/Audit Resources.

**CHAMPION LOCAL SCHOOL DISTRICT  
TRUMBULL COUNTY, OHIO**

**NOTES TO THE BASIC FINANCIAL STATEMENTS  
FOR THE FISCAL YEAR ENDED JUNE 30, 2024**

**NOTE 12 - DEFINED BENEFIT PENSION PLANS - (Continued)**

Age and service requirements for retirement are as follows:

	Eligible to Retire on or before August 1, 2017 *	Eligible to Retire after August 1, 2017
Full benefits	Any age with 30 years of service credit	Age 67 with 10 years of service credit; or Age 57 with 30 years of service credit
Actuarially reduced benefits	Age 60 with 5 years of service credit; or Age 55 with 25 years of service credit	Age 62 with 10 years of service credit; or Age 60 with 25 years of service credit

\* Members with 25 years of service credit as of August 1, 2017 will be included in this plan.

Annual retirement benefits are calculated based on final average salary multiplied by a percentage that varies based on years of service; 2.2% for the first thirty years of service and 2.5% for years of service credit over 30. Final average salary is the average of the highest three years of salary.

An individual whose benefit effective date is before April 1, 2018, is eligible for a cost-of-living adjustment (COLA) on the first anniversary date of the benefit. Beginning April 1, 2018, new benefit recipients must wait until the fourth anniversary of their benefit for COLA eligibility. The COLA is added each year to the base benefit amount on the anniversary date of the benefit. A three-year COLA suspension was in effect for all benefit recipients for the years 2018, 2019, and 2020. Upon resumption of the COLA, it will be indexed to the percentage increase in the CPI-W, not to exceed 2.5% and with a floor of 0%. In 2023, the Board of Trustees approved a 2.5% cost-of-living adjustment (COLA) for eligible retirees and beneficiaries in 2024.

Funding Policy - Plan members are required to contribute 10.00% of their annual covered salary and the District is required to contribute 14.00% of annual covered payroll. The contribution requirements of plan members and employers are established and may be amended by the SERS' Retirement Board up to statutory maximum amounts of 10.00% for plan members and 14.00% for employers. The Retirement Board, acting with the advice of the actuary, allocates the employer contribution rate among four of the System's funds (Pension Trust Fund, Death Benefit Fund, Medicare B Fund, and Health Care Fund). For the fiscal year ended June 30, 2024, the allocation to pension, death benefits, and Medicare B was 14.00%. For fiscal year 2024, the Retirement Board did not allocate any employer contribution to the Health Care Fund.

The District's contractually required contribution to SERS was \$299,642 for fiscal year 2024. Of this amount, \$23,917 is reported as intergovernmental payable.

***Plan Description - State Teachers Retirement System (STRS)***

Plan Description - Licensed teachers participate in STRS, a cost-sharing multiple-employer public employee retirement system administered by STRS. STRS provides retirement and disability benefits to members and death and survivor benefits to beneficiaries. STRS issues a stand-alone financial report that includes financial statements, required supplementary information and detailed information about STRS' fiduciary net position. That report can be obtained by writing to STRS, 275 E. Broad St., Columbus, OH 43215-3771, by calling (888) 227-7877, or by visiting the STRS website at [www.strsoh.org](http://www.strsoh.org).

New members have a choice of three retirement plans: a Defined Benefit (DB) Plan, a Defined Contribution (DC) Plan and a Combined (CO) Plan. Benefits are established by Ohio Revised Code Chapter 3307.

**CHAMPION LOCAL SCHOOL DISTRICT  
TRUMBULL COUNTY, OHIO**

**NOTES TO THE BASIC FINANCIAL STATEMENTS  
FOR THE FISCAL YEAR ENDED JUNE 30, 2024**

**NOTE 12 - DEFINED BENEFIT PENSION PLANS - (Continued)**

The DB plan offers an annual retirement allowance based on final average salary multiplied by a percentage that varies based on years of service. Effective August 1, 2015, the calculation is 2.20% of final average salary for the five highest years of earnings multiplied by all years of service. Eligibility changes will be phased in until August 1, 2023, when retirement eligibility for unreduced benefits will be five years of service credit and age 65, or 35 years of service credit and at least age 60.

Eligibility changes for DB Plan members who retire with actuarially reduced benefits will be phased in until August 1, 2023 when retirement eligibility will be five years of qualifying service credit and age 60, or 30 years of service credit regardless of age.

The DC Plan allows members to place all of their member contributions and 9.53% of the 14% employer contributions into an investment account. The member determines how to allocate the member and employer money among various investment choices offered by STRS. The remaining 4.47% of the 14% employer rate is allocated to the defined benefit unfunded liability. A member is eligible to receive a retirement benefit at age 50 and termination of employment. The member may elect to receive a lifetime monthly annuity or a lump sum withdrawal.

The Combined Plan offers features of both the DB Plan and the DC Plan. In the Combined Plan, 12% of the 14% member rate goes to the DC Plan and the remaining 2% is applied to the DB Plan. Member contributions to the DC Plan are allocated among investment choices by the member, and contributions to the DB Plan from the employer and the member are used to fund the defined benefit payment at a reduced level from the regular DB Plan. The defined benefit portion of the Combined Plan payment is payable to a member on or after age 60 with five years of service. The defined contribution portion of the account may be taken as a lump sum payment or converted to a lifetime monthly annuity after termination of employment at age 50 and after termination of employment.

New members who choose the DC Plan or Combined Plan will have another opportunity to reselect a permanent plan during their fifth year of membership. Members may remain in the same plan or transfer to another STRS plan. The optional annuitization of a member's defined contribution account or the defined contribution portion of a member's Combined Plan account to a lifetime benefit results in STRS bearing the risk of investment gain or loss on the account. STRS has therefore included all three plan options as one defined benefit plan for GASB 68 reporting purposes.

A DB or Combined Plan member with five or more years of credited service, who is determined to be disabled, may qualify for a disability benefit. New members, on or after July 1, 2013, must have at least ten years of qualifying service credit to apply for disability benefits. Members in the DC Plan who become disabled are entitled only to their account balance. Eligible survivors of members who die before service retirement may qualify for monthly benefits. If a member of the DC Plan dies before retirement benefits begin, the member's designated beneficiary is entitled to receive the member's account balance.

Eligible survivors of members who die before service retirement may qualify for monthly benefits. If a member of the DC Plan dies before retirement benefits begin, the member's designated beneficiary is entitled to receive the member's account balance.

Funding Policy - Employer and member contribution rates are established by the State Teachers Retirement Board and limited by Chapter 3307 of the Ohio Revised Code. The fiscal year 2024 employer and employee contribution rate of 14% was equal to the statutory maximum rates. For fiscal year 2024, the full employer contribution was allocated to pension.

The District's contractually required contribution to STRS was \$1,138,714 for fiscal year 2024. Of this amount, \$192,724 is reported as intergovernmental payable.



**CHAMPION LOCAL SCHOOL DISTRICT  
TRUMBULL COUNTY, OHIO**

NOTES TO THE BASIC FINANCIAL STATEMENTS  
FOR THE FISCAL YEAR ENDED JUNE 30, 2024

**NOTE 12 - DEFINED BENEFIT PENSION PLANS - (Continued)**

***Net Pension Liabilities, Pension Expense, and Deferred Outflows of Resources and Deferred Inflows of Resources Related to Pensions***

The net pension liability was measured as of June 30, 2023, and the total pension liability used to calculate the net pension liability was determined by an actuarial valuation as of that date. The District's proportion of the net pension liability was based on the District's share of contributions to the pension plan relative to the contributions of all participating entities.

Following is information related to the proportionate share and pension expense:

	<u>SERS</u>	<u>STRS</u>	<u>Total</u>
Proportion of the net pension liability prior measurement date	0.05055520%	0.05955761%	
Proportion of the net pension liability current measurement date	<u>0.05036220%</u>	<u>0.05882775%</u>	
Change in proportionate share	<u>-0.00019300%</u>	<u>-0.00072986%</u>	
Proportionate share of the net pension liability	\$ 2,782,768	\$ 12,668,519	\$ 15,451,287
Pension expense	\$ 286,503	\$ 1,017,336	\$ 1,303,839

At June 30, 2024, the District reported deferred outflows of resources and deferred inflows of resources related to pensions from the following sources:

	<u>SERS</u>	<u>STRS</u>	<u>Total</u>
<b>Deferred outflows of resources</b>			
Differences between expected and actual experience	\$ 119,609	\$ 461,867	\$ 581,476
Changes of assumptions	19,713	1,043,320	1,063,033
Difference between employer contributions and proportionate share of contributions/ change in proportionate share	15,020	119,544	134,564
Contributions subsequent to the measurement date	<u>299,642</u>	<u>1,138,714</u>	<u>1,438,356</u>
Total deferred outflows of resources	<u>\$ 453,984</u>	<u>\$ 2,763,445</u>	<u>\$ 3,217,429</u>
	<u>SERS</u>	<u>STRS</u>	<u>Total</u>
<b>Deferred inflows of resources</b>			
Differences between expected and actual experience	\$ -	\$ 28,112	\$ 28,112
Net difference between projected and actual earnings on pension plan investments	39,113	37,965	77,078
Changes of assumptions	-	785,320	785,320
Difference between employer contributions and proportionate share of contributions/ change in proportionate share	<u>7,680</u>	<u>242,017</u>	<u>249,697</u>
Total deferred inflows of resources	<u>\$ 46,793</u>	<u>\$ 1,093,414</u>	<u>\$ 1,140,207</u>

**CHAMPION LOCAL SCHOOL DISTRICT  
TRUMBULL COUNTY, OHIO**

**NOTES TO THE BASIC FINANCIAL STATEMENTS  
FOR THE FISCAL YEAR ENDED JUNE 30, 2024**

**NOTE 12 - DEFINED BENEFIT PENSION PLANS - (Continued)**

\$1,438,356 reported as deferred outflows of resources related to pension resulting from District contributions subsequent to the measurement date will be recognized as a reduction of the net pension liability in the fiscal year ending June 30, 2025.

Other amounts reported as deferred outflows of resources and deferred inflows of resources related to pension will be recognized in pension expense as follows:

	<u>SERS</u>	<u>STRS</u>	<u>Total</u>
Fiscal Year Ending June 30:			
2025	\$ 34,299	\$ (113,123)	\$ (78,824)
2026	(107,329)	(467,473)	(574,802)
2027	178,505	1,219,091	1,397,596
2028	<u>2,074</u>	<u>(107,178)</u>	<u>(105,104)</u>
Total	<u>\$ 107,549</u>	<u>\$ 531,317</u>	<u>\$ 638,866</u>

***Actuarial Assumptions - SERS***

SERS' total pension liability was determined by their actuaries in accordance with GASB Statement No. 67, as part of their annual actuarial valuation for each defined benefit retirement plan. Actuarial valuations of an ongoing plan involve estimates of the value of reported amounts (e.g., salaries, credited service) and assumptions about the probability of occurrence of events far into the future (e.g., mortality, disabilities, retirements, employment terminations). Actuarially determined amounts are subject to continual review and potential modifications, as actual results are compared with past expectations and new estimates are made about the future.

Projections of benefits for financial reporting purposes are based on the substantive plan (the plan as understood by the employers and plan members) and include the types of benefits provided at the time of each valuation and the historical pattern of sharing benefit costs between the employers and plan members to that point. The projection of benefits for financial reporting purposes does not explicitly incorporate the potential effects of legal or contractual funding limitations. Future benefits for all current plan members were projected through 2137.

Actuarial calculations reflect a long-term perspective. For a newly hired employee, actuarial calculations will take into account the employee's entire career with the employer and also take into consideration the benefits, if any, paid to the employee after termination of employment until the death of the employee and any applicable contingent annuitant. In many cases actuarial calculations reflect several decades of service with the employer and the payment of benefits after termination.

Key methods and assumptions used in calculating the total pension liability in the latest actuarial valuation, prepared as of June 30, 2023 and June 30, 2022, are presented below:

**CHAMPION LOCAL SCHOOL DISTRICT  
TRUMBULL COUNTY, OHIO**

**NOTES TO THE BASIC FINANCIAL STATEMENTS  
FOR THE FISCAL YEAR ENDED JUNE 30, 2024**

**NOTE 12 - DEFINED BENEFIT PENSION PLANS - (Continued)**

Wage inflation:	
Current measurement date	2.40%
Prior measurement date	2.40%
Future salary increases, including inflation:	
Current measurement date	3.25% to 13.58%
Prior measurement date	3.25% to 13.58%
COLA or ad hoc COLA:	
Current measurement date	2.00%
Prior measurement date	2.00%
Investment rate of return:	
Current measurement date	7.00% net of system expenses
Prior measurement date	7.00% net of system expenses
Discount rate:	
Current measurement date	7.00%
Prior measurement date	7.00%
Actuarial cost method	Entry age normal (level percent of payroll)

In 2023, mortality rates were based on the PUB-2010 General Employee Amount Weighted Below Median Healthy Retiree mortality table projected to 2017 with ages set forward 1 year and adjusted 94.20% for males and set forward 2 years and adjusted 81.35% for females. Mortality among disabled members were based upon the PUB-2010 General Disabled Retiree mortality table projected to 2017 with ages set forward 5 years and adjusted 103.3% for males and set forward 3 years and adjusted 106.8% for females. Future improvement in mortality rates is reflected by applying the MP-2020 projection scale generationally.

In the prior measurement date, mortality rates were based on the PUB-2010 General Employee Amount Weighted Below Median Healthy Retiree mortality table projected to 2017 with ages set forward 1 year and adjusted 94.20% for males and set forward 2 years and adjusted 81.35% for females. Mortality among disabled members were based upon the PUB-2010 General Disabled Retiree mortality table projected to 2017 with ages set forward 5 years and adjusted 103.3% for males and set forward 3 years and adjusted 106.8% for females. Future improvement in mortality rates is reflected by applying the MP-2020 projection scale generationally.

The most recent experience study was completed for the five-year period ended June 30, 2020.

The long-term return expectation for the Pension Plan Investments has been determined by using a building-block approach and assumes a time horizon, as defined in SERS' Statement of Investment Policy. Ohio Revised Code Section 3309.15 and the Board-adopted Investment Policy govern investment activity at SERS. A forecasted rate of inflation serves as the baseline for the return expectation. Various real return premiums over the baseline inflation rate have been established for each asset class. The long-term expected nominal rate of return has been determined by calculating a weighted average of the expected real return premiums for each asset class, adding the projected inflation rate, and adding the expected return from rebalancing uncorrelated asset classes.

The target allocation and best estimates of arithmetic real rates of return for each major asset class are summarized in the following table:

**CHAMPION LOCAL SCHOOL DISTRICT  
TRUMBULL COUNTY, OHIO**

NOTES TO THE BASIC FINANCIAL STATEMENTS  
FOR THE FISCAL YEAR ENDED JUNE 30, 2024

**NOTE 12 - DEFINED BENEFIT PENSION PLANS - (Continued)**

Asset Class	Target Allocation	Long-Term Expected Real Rate of Return
Cash	2.00 %	0.75 %
US Equity	24.75	4.82
Non-US Equity Developed	13.50	5.19
Non-US Equity Emerging	6.75	5.98
Fixed Income/Global Bonds	19.00	2.24
Private Equity	12.00	7.49
Real Estate/Real Assets	17.00	3.70
Private Debt/Private Credit	5.00	5.64
Total	100.00 %	

**Discount Rate** - Total pension liability was calculated using the discount rate of 7.00%. The discount rate determination did not use a municipal bond rate. The projection of cash flows used to determine the discount rate assumed that employers would contribute the actuarially determined contribution rate of projected compensation over the remaining 21-year amortization period of the unfunded actuarial accrued liability. The actuarially determined contribution rate of fiscal year 2023 was 14%. Projected inflows from investment earnings were calculated using the long-term assumed investment rate of return, 7.00%. Based on those assumptions, the plan's fiduciary net position was projected to be available to make all future benefit payments of current plan members. Therefore, the long-term expected rate of return on pension plan investments was applied to all periods of projected benefits to determine the total pension liability. The annual money weighted rate of return, calculated as the internal rate of return on pension plan investments, for fiscal year 2023 was 6.90%.

**Sensitivity of the District's Proportionate Share of the Net Pension Liability to Changes in the Discount Rate** - Net pension liability is sensitive to changes in the discount rate, and to illustrate the potential impact the following table presents the net pension liability calculated using the discount rate of 7.00%, as well as what each plan's net pension liability would be if it were calculated using a discount rate that is one percentage point lower (6.00%), or one percentage point higher (8.00%) than the current rate.

	1% Decrease	Current Discount Rate	1% Increase
District's proportionate share of the net pension liability	\$ 4,107,228	\$ 2,782,768	\$ 1,667,168

**Actuarial Assumptions - STRS**

Key methods and assumptions used in the latest actuarial valuation, reflecting experience study results used in the June 30, 2023 and June 30, 2022, actuarial valuation are presented below:

	June 30, 2023	June 30, 2022
Inflation	2.50%	2.50%
Projected salary increases	Varies by service from 2.50% to 8.50%	Varies by service from 2.50% to 8.50%
Investment rate of return	7.00%, net of investment expenses, including inflation	7.00%, net of investment expenses, including inflation
Discount rate of return	7.00%	7.00%
Payroll increases	3.00%	3.00%
Cost-of-living adjustments (COLA)	0.00%	0.00%

**CHAMPION LOCAL SCHOOL DISTRICT  
TRUMBULL COUNTY, OHIO**

**NOTES TO THE BASIC FINANCIAL STATEMENTS  
FOR THE FISCAL YEAR ENDED JUNE 30, 2024**

**NOTE 12 - DEFINED BENEFIT PENSION PLANS - (Continued)**

For the June 30, 2023 actuarial valuation, post-retirement mortality rates are based on the Pub-2010 Teachers Healthy Annuitant Mortality Table, adjusted 110% for males, projected forward generationally using mortality improvement scale MP-2020. Pre-retirement mortality rates are based on Pub-2010 Teachers Employee Table adjusted 95% for females, projected forward generationally using mortality improvement scale MP-2020. Post-retirement disabled mortality rates are based on Pub-2010 Teachers Disabled Annuitant Table projected forward generationally using mortality improvement scale MP-2020.

For the prior measurement date, post-retirement mortality rates are based on the Pub-2010 Teachers Healthy Annuitant Mortality Table, adjusted 110% for males, projected forward generationally using mortality improvement scale MP-2020. Pre-retirement mortality rates are based on Pub-2010 Teachers Employee Table adjusted 95% for females, projected forward generationally using mortality improvement scale MP-2020. Post-retirement disabled mortality rates are based on Pub-2010 Teachers Disable Annuitant Table projected forward generationally using mortality improvement scale MP-2020.

Actuarial assumptions used in the June 30, 2023 valuation are based on the results of an actuarial experience study for the period July 1, 2015 through June 30, 2021. An actuarial experience study is done on a quinquennial basis.

STRS' investment consultant develops an estimate range for the investment return assumption based on the target allocation adopted by the Retirement Board. The target allocation and long-term expected rate of return for each major asset class are summarized as follows:

Asset Class	Target Allocation*	Long-Term Expected Real Rate of Return **
Domestic Equity	26.00 %	6.60 %
International Equity	22.00	6.80
Alternatives	19.00	7.38
Fixed Income	22.00	1.75
Real Estate	10.00	5.75
Liquidity Reserves	1.00	1.00
Total	100.00 %	

\* Final target weights reflected at October 1, 2022.

\*\*10-Year annualized geometric nominal returns, which include the real rate of return and inflation of 2.25% and is net of investment expenses. Over a 30-year period, STRS' investment consultant indicates that the above target allocations should generate a return above the actuarial rate of return, without net value added by management.

**Discount Rate** - The discount rate used to measure the total pension liability was 7.00% as of June 30, 2023. The projection of cash flows used to determine the discount rate assumes that member and employer contributions will be made at the statutory contribution rates in accordance with the rates described previously. For this purpose, only employer contributions that are intended to fund benefits of current plan members and their beneficiaries are included. Based on those assumptions, STRS' fiduciary net position was projected to be available to make all projected future benefit payments to current plan members as of June 30, 2023. Therefore, the long-term expected rate of return on pension plan investments of 7.00% was applied to all periods of projected benefit payments to determine the total pension liability as of June 30, 2023.

**Sensitivity of the District's Proportionate Share of the Net Pension Liability to Changes in the Discount Rate** - The following table represents the net pension liability as of June 30, 2023, calculated using the current period discount rate assumption of 7.00%, as well as what the net pension liability would be if it were calculated using a discount rate that is one percentage point lower (6.00%) or one percentage point higher (8.00%) than the current assumption:

**CHAMPION LOCAL SCHOOL DISTRICT  
TRUMBULL COUNTY, OHIO**

NOTES TO THE BASIC FINANCIAL STATEMENTS  
FOR THE FISCAL YEAR ENDED JUNE 30, 2024

**NOTE 12 - DEFINED BENEFIT PENSION PLANS - (Continued)**

	1% Decrease	Current Discount Rate	1% Increase
District's proportionate share of the net pension liability	\$ 19,481,379	\$ 12,668,519	\$ 6,906,704

***Assumption and Benefit Changes Since the Prior Measurement Date*** - The discount rate remained at 7.00% for June 30, 2023 valuation. Demographic assumptions were changed based on the actuarial experience study for the period July 1, 2015 through June 30, 2021.

**NOTE 13 - DEFINED BENEFIT OPEB PLANS**

***Net OPEB Liability/Asset***

See Note 12 for a description of the net OPEB liability (asset).

***Plan Description - School Employees Retirement System (SERS)***

**Health Care Plan Description** - The District contributes to the SERS Health Care Fund, administered by SERS for non-certificated retirees and their beneficiaries. For GASB 75 purposes, this plan is considered a cost-sharing other postemployment benefit (OPEB) plan. SERS' Health Care Plan provides healthcare benefits to eligible individuals receiving retirement, disability, and survivor benefits, and to their eligible dependents. Members who retire after June 1, 1986, need 10 years of service credit, exclusive of most types of purchased credit, to qualify to participate in SERS' health care coverage. In addition to age and service retirees, disability benefit recipients and beneficiaries who are receiving monthly benefits due to the death of a member or retiree, are eligible for SERS' health care coverage. Most retirees and dependents choosing SERS' health care coverage are over the age of 65 and therefore enrolled in a fully insured Medicare Advantage plan; however, SERS maintains a traditional, self-insured preferred provider organization for its non-Medicare retiree population. For both groups, SERS offers a self-insured prescription drug program. Health care is a benefit that is permitted, not mandated, by statute. The financial report of the Plan is included in the SERS Annual Comprehensive Financial Report which can be obtained on SERS' website at [www.ohsers.org](http://www.ohsers.org) under Employers/Audit Resources.

Access to health care for retirees and beneficiaries is permitted in accordance with Section 3309 of the Ohio Revised Code. The Health Care Fund was established and is administered in accordance with Internal Revenue Code Section 105(e). SERS' Retirement Board reserves the right to change or discontinue any health plan or program. Active employee members do not contribute to the Health Care Plan. The SERS Retirement Board established the rules for the premiums paid by the retirees for health care coverage for themselves and their dependents or for their surviving beneficiaries. Premiums vary depending on the plan selected, qualified years of service, Medicare eligibility, and retirement status.

**Funding Policy** - State statute permits SERS to fund the health care benefits through employer contributions. Each year, after the allocation for statutorily required pensions and benefits, the Retirement Board may allocate the remainder of the employer contribution of 14% of covered payroll to the Health Care Fund in accordance with the funding policy. For the fiscal year ended June 30, 2024, SERS did not allocate any employer contributions to post-employment health care. An additional health care surcharge on employers is collected for employees earning less than an actuarially determined minimum compensation amount, pro-rated if less than a full year of service credit was earned. For fiscal year 2024, this amount was \$30,000. Statutes provide that no employer shall pay a health care surcharge greater than 2% of that employer's SERS-covered payroll; nor may SERS collect in aggregate more than 1.5% of the total statewide SERS-covered payroll for the health care surcharge. For fiscal year 2024, the District's surcharge obligation was \$35,901.

**CHAMPION LOCAL SCHOOL DISTRICT  
TRUMBULL COUNTY, OHIO**

NOTES TO THE BASIC FINANCIAL STATEMENTS  
FOR THE FISCAL YEAR ENDED JUNE 30, 2024

**NOTE 13 - DEFINED BENEFIT OPEB PLANS - (Continued)**

The surcharge added to the allocated portion of the 14% employer contribution rate is the total amount assigned to the Health Care Fund. The District's contractually required contribution to SERS was \$35,901 for fiscal year 2024. Of this amount, \$35,901 is reported as intergovernmental payable.

***Plan Description - State Teachers Retirement System (STRS)***

Plan Description - The State Teachers Retirement System of Ohio (STRS) administers a cost-sharing Health Plan administered for eligible retirees who participated in the defined benefit or combined pension plans offered by STRS. Ohio law authorizes STRS to offer this plan. Benefits include hospitalization, physicians' fees, prescription drugs and partial reimbursement of monthly Medicare Part B premiums. The Medicare Part B monthly reimbursement elimination date was postponed indefinitely. The Plan is included in the report of STRS which can be obtained by visiting [www.strsoh.org](http://www.strsoh.org) or by calling (888) 227-7877.

Funding Policy - Ohio Revised Code Chapter 3307 authorizes STRS to offer the Plan and gives the Retirement Board discretionary authority over how much, if any, of the health care costs will be absorbed by STRS. Active employee members do not contribute to the Health Care Plan. Nearly all health care plan enrollees, for the most recent year, pay a portion of the health care costs in the form of a monthly premium. Under Ohio law, funding for post-employment health care may be deducted from employer contributions, currently 14% of covered payroll. For the fiscal year ended June 30, 2024, STRS did not allocate any employer contributions to post-employment health care.

***Net OPEB Liabilities/Assets, OPEB Expense, and Deferred Outflows of Resources and Deferred Inflows of Resources Related to OPEB***

The net OPEB liability/asset was measured as of June 30, 2023, and the total OPEB liability/asset used to calculate the net OPEB liability/asset was determined by an actuarial valuation as of that date. The District's proportion of the net OPEB liability/asset was based on the District's share of contributions to the respective retirement systems relative to the contributions of all participating entities.

Following is information related to the proportionate share and OPEB expense:

	<u>SERS</u>	<u>STRS</u>	<u>Total</u>
Proportion of the net OPEB liability/asset prior measurement date	0.05179290%	0.05955761%	
Proportion of the net OPEB liability/asset current measurement date	<u>0.05179600%</u>	<u>0.05882775%</u>	
Change in proportionate share	<u>0.00000310%</u>	<u>-0.00072986%</u>	
Proportionate share of the net OPEB liability	\$ 853,310	\$ -	\$ 853,310
Proportionate share of the net OPEB asset	\$ -	\$ (1,144,118)	\$ (1,144,118)
OPEB expense	\$ (102,481)	\$ (52,091)	\$ (154,572)

**CHAMPION LOCAL SCHOOL DISTRICT  
TRUMBULL COUNTY, OHIO**

**NOTES TO THE BASIC FINANCIAL STATEMENTS  
FOR THE FISCAL YEAR ENDED JUNE 30, 2024**

**NOTE 13 - DEFINED BENEFIT OPEB PLANS - (Continued)**

At June 30, 2024, the District reported deferred outflows of resources and deferred inflows of resources related to OPEB from the following sources:

	<u>SERS</u>	<u>STRS</u>	<u>Total</u>
<b>Deferred outflows of resources</b>			
Differences between expected and actual experience	\$ 1,776	\$ 1,783	\$ 3,559
Net difference between projected and actual earnings on OPEB plan investments	6,614	2,043	8,657
Changes of assumptions	288,529	168,546	457,075
Difference between employer contributions and proportionate share of contributions/ change in proportionate share	17,898	13,764	31,662
Contributions subsequent to the measurement date	<u>35,901</u>	<u>-</u>	<u>35,901</u>
Total deferred outflows of resources	<u>\$ 350,718</u>	<u>\$ 186,136</u>	<u>\$ 536,854</u>
	<u>SERS</u>	<u>STRS</u>	<u>Total</u>
<b>Deferred inflows of resources</b>			
Differences between expected and actual experience	\$ 440,079	\$ 174,513	\$ 614,592
Changes of assumptions	242,348	754,872	997,220
Difference between employer contributions and proportionate share of contributions/ change in proportionate share	<u>41,874</u>	<u>1,829</u>	<u>43,703</u>
Total deferred inflows of resources	<u>\$ 724,301</u>	<u>\$ 931,214</u>	<u>\$ 1,655,515</u>

\$35,901 reported as deferred outflows of resources related to OPEB resulting from District contributions subsequent to the measurement date will be recognized as a reduction of the net OPEB liability/asset in the fiscal year ending June 30, 2025.

Other amounts reported as deferred outflows of resources and deferred inflows of resources related to OPEB will be recognized in OPEB expense as follows:

	<u>SERS</u>	<u>STRS</u>	<u>Total</u>
Fiscal Year Ending June 30:			
2025	\$ (146,043)	\$ (325,625)	\$ (471,668)
2026	(127,313)	(154,328)	(281,641)
2027	(71,294)	(58,007)	(129,301)
2028	(40,541)	(79,264)	(119,805)
2029	(27,880)	(72,645)	(100,525)
Thereafter	<u>3,587</u>	<u>(55,209)</u>	<u>(51,622)</u>
Total	<u>\$ (409,484)</u>	<u>\$ (745,078)</u>	<u>\$ (1,154,562)</u>



**CHAMPION LOCAL SCHOOL DISTRICT  
TRUMBULL COUNTY, OHIO**

**NOTES TO THE BASIC FINANCIAL STATEMENTS  
FOR THE FISCAL YEAR ENDED JUNE 30, 2024**

**NOTE 13 - DEFINED BENEFIT OPEB PLANS - (Continued)**

***Actuarial Assumptions - SERS***

The total OPEB liability is determined by SERS' actuaries in accordance with GASB Statement No. 74, as part of their annual actuarial valuation for each retirement plan. Actuarial valuations of an ongoing plan involve estimates of the value of reported amounts (e.g., salaries, credited service) and assumptions about the probability of occurrence of events far into the future (e.g., mortality, disabilities, retirements, employment terminations). Actuarially determined amounts are subject to continual review and potential modifications, as actual results are compared with past expectations and new estimates are made about the future.

Projections of benefits for financial reporting purposes are based on the substantive plan (the plan as understood by the employers and plan members) and include the types of benefits provided at the time of each valuation and the historical pattern of sharing benefit costs between the employers and plan members to that point. The projection of benefits for financial reporting purposes does not explicitly incorporate the potential effects of legal or contractual funding limitations.

Actuarial calculations reflect a long-term perspective. For a newly hired employee, actuarial calculations will take into account the employee's entire career with the employer and also take into consideration the benefits, if any, paid to the employee after termination of employment until the death of the employee and any applicable contingent annuitant. In many cases, actuarial calculations reflect several decades of service with the employer and the payment of benefits after termination.

Key methods and assumptions used in calculating the total OPEB liability in the latest actuarial valuation date of June 30, 2023 and June 30, 2022 are presented below:

Wage inflation:

Current measurement date	2.40%
Prior measurement date	2.40%

Future salary increases, including inflation:

Current measurement date	3.25% to 13.58%
Prior measurement date	3.25% to 13.58%

Investment rate of return:

Current measurement date	7.00% net of investment expense, including inflation
Prior measurement date	7.00% net of investment expense, including inflation

Municipal bond index rate:

Current measurement date	3.86%
Prior measurement date	3.69%

Single equivalent interest rate, net of plan investment expense,  
including price inflation:

Current measurement date	4.27%
Prior measurement date	4.08%

Medical trend assumption:

Current measurement date	6.75 to 4.40%
Prior measurement date	7.00 to 4.40%

**CHAMPION LOCAL SCHOOL DISTRICT  
TRUMBULL COUNTY, OHIO**

**NOTES TO THE BASIC FINANCIAL STATEMENTS  
FOR THE FISCAL YEAR ENDED JUNE 30, 2024**

**NOTE 13 - DEFINED BENEFIT OPEB PLANS - (Continued)**

In 2023, the following mortality assumptions were used:

**Healthy Retirees** - PUB-2010 General Employee Amount Weighted Below Median Healthy Retiree mortality table projected to 2017 with ages set forward 1 year and adjusted 94.20% for males and set forward 2 years and adjusted 81.35% for females

**Disabled Retirees** - PUB-2010 General Disabled Retiree mortality table projected to 2017 with ages set forward 5 years and adjusted 103.3% for males and set forward 3 years and adjusted 106.8% for females.

**Contingent Survivors** - PUB-2010 General Amount Weighted Below Median Contingent Survivor mortality table projected to 2017 with ages set forward 1 year and adjusted 105.5% for males and adjusted 122.5% for females.

**Actives** - PUB-2010 General Amount Weighted Below Median Employee mortality table.

**Mortality Projection** - Mortality rates are projected using a fully generational projection with Scale MP-2020.

In the prior measurement date, mortality rates were based on the PUB-2010 General Employee Amount Weighted Below Median Healthy Retiree mortality table projected to 2017 with ages set forward 1 year and adjusted 94.20% for males and set forward 2 years and adjusted 81.35% for females. Mortality among disabled members were based upon the PUB-2010 General Disabled Retiree mortality table projected to 2017 with ages set forward 5 years and adjusted 103.3% for males and set forward 3 years and adjusted 106.8% for females. Future improvement in mortality rates is reflected by applying the MP-2020 projection scale generationally.

The most recent experience study was completed for the five-year period ended June 30, 2020.

The long-term expected rate of return is reviewed as part of the regular experience studies prepared every five years for SERS. The most recent five-year experience study was performed for the period covering fiscal years 2016 through 2020, and was adopted by the Board on April 15, 2021. Several factors are considered in evaluating the long-term rate of return assumption including long-term historical data, estimates inherent in current market data, and a long-normal distribution analysis in which best estimate ranges of expected future real rates of return (expected return, net of investment expense and inflation) were developed by the investment consultant for each major asset class. These ranges were combined to produce the long-term expected rate of return, 7.00%, by weighting the expected future real rates of return by the target asset allocation percentage and then adding expected inflation. The assumption is intended to be a long-term assumption and is not expected to change absent a significant change in the asset allocation, a change in the inflation assumption, or a fundamental change in the market that alters expected returns in future years.

The long-term expected nominal rate of return has been determined by calculating a weighted average of the expected real return premiums for each asset class, adding the projected inflation rate, and adding the expected return from rebalancing uncorrelated asset classes.

The target asset allocation and best estimates of arithmetic real rates of return for each major asset class are summarized as follows:

**CHAMPION LOCAL SCHOOL DISTRICT  
TRUMBULL COUNTY, OHIO**

NOTES TO THE BASIC FINANCIAL STATEMENTS  
FOR THE FISCAL YEAR ENDED JUNE 30, 2024

**NOTE 13 - DEFINED BENEFIT OPEB PLANS - (Continued)**

Asset Class	Target Allocation	Long-Term Expected Real Rate of Return
Cash	2.00 %	0.75 %
US Equity	24.75	4.82
Non-US Equity Developed	13.50	5.19
Non-US Equity Emerging	6.75	5.98
Fixed Income/Global Bonds	19.00	2.24
Private Equity	12.00	7.49
Real Estate/Real Assets	17.00	3.70
Private Debt/Private Credit	5.00	5.64
Total	<u>100.00 %</u>	

**Discount Rate** - The discount rate used to measure the total OPEB liability at June 30, 2023, was 4.27%. The discount rate used to measure total OPEB liability prior to June 30, 2023, was 4.08%. The projection of cash flows used to determine the discount rate assumed that contributions will be made from members and the System at the contribution rate of 1.50% of projected covered payroll each year, which includes a 1.50% payroll surcharge and no contributions from the basic benefits plan. Based on these assumptions, the OPEB plan's fiduciary net position is projected to be depleted in 2048 by SERS' actuaries. The Fidelity General Obligation 20-year Municipal Bond Index Rate was used in the determination of the single equivalent interest rate for both the June 30, 2022 and the June 30, 2023 total OPEB liability. The Municipal Bond Index Rate is the single rate that will generate a present value of benefit payments equal to the sum of the present value determined by the long-term expected rate of return, and the present value determined by discounting those benefits after the date of depletion. The Municipal Bond Index Rate was 3.86% at June 30, 2023 and 3.69% at June 30, 2022.

**Sensitivity of the District's Proportionate Share of the Net OPEB Liability to Changes in the Discount Rate and Changes in the Health Care Cost Trend Rates** - The net OPEB liability is sensitive to changes in the discount rate and the health care cost trend rate. The following table presents the net OPEB liability, what the net OPEB liability would be if it were calculated using a discount rate that is 1 percentage point lower (3.27%) and higher (5.27%) than the current discount rate (4.27%). Also shown is what the net OPEB liability would be based on health care cost trend rates that are 1 percentage point lower (5.75% decreasing to 3.40%) and higher (7.75% decreasing to 5.40%) than the current rate (6.75% decreasing to 4.40%).

	1% Decrease	Current Discount Rate	1% Increase
District's proportionate share of the net OPEB liability	\$ 1,090,775	\$ 853,310	\$ 666,060

	1% Decrease	Current Trend Rate	1% Increase
District's proportionate share of the net OPEB liability	\$ 626,898	\$ 853,310	\$ 1,153,338

**Actuarial Assumptions - STRS**

Key methods and assumptions used in the latest actuarial valuation, reflecting experience study results used in the June 30, 2023 actuarial valuation, compared with June 30, 2022 actuarial valuation, are presented below:

**CHAMPION LOCAL SCHOOL DISTRICT  
TRUMBULL COUNTY, OHIO**

NOTES TO THE BASIC FINANCIAL STATEMENTS  
FOR THE FISCAL YEAR ENDED JUNE 30, 2024

**NOTE 13 - DEFINED BENEFIT OPEB PLANS - (Continued)**

	June 30, 2023		June 30, 2022	
Inflation	2.50%		2.50%	
Projected salary increases	Varies by service from 2.50% to 8.50%		Varies by service from 2.50% to 8.50%	
Investment rate of return	7.00%, net of investment expenses, including inflation		7.00%, net of investment expenses, including inflation	
Payroll increases	3.00%		3.00%	
Cost-of-living adjustments (COLA)	0.00%		0.00%	
Discount rate of return	7.00%		7.00%	
Blended discount rate of return	N/A		N/A	
Health care cost trends				
	Initial	Ultimate	Initial	Ultimate
Medical				
Pre-Medicare	7.50%	4.14%	7.50%	3.94%
Medicare	-10.94%	4.14%	-68.78%	3.94%
Prescription Drug				
Pre-Medicare	-11.95%	4.14%	9.00%	3.94%
Medicare	1.33%	4.14%	-5.47%	3.94%

Projections of benefits include the historical pattern of sharing benefit costs between the employers and retired plan members.

For the June 30, 2023 actuarial valuation, for healthy retirees the post-retirement mortality rates are based on the Pub-2010 Teachers Healthy Annuitant Mortality Table, adjusted 110% for males, projected forward generationally using mortality improvement scale MP-2020; pre-retirement mortality rates are based on Pub-2010 Teachers Employee Table adjusted 95% for females, projected forward generationally using mortality improvement scale MP-2020. For disabled retirees, mortality rates are based on the Pub-2010 Teachers Disabled Annuitant Table projected forward generationally using mortality improvement scale MP-2020.

For the prior measurement date, for healthy retirees the post-retirement mortality rates are based on the Pub-2010 Teachers Healthy Annuitant Mortality Table, adjusted 110% for males, projected forward generationally using mortality improvement scale MP-2020; pre-retirement mortality rates are based on Pub-2010 Teachers Employee Table adjusted 95% for females, projected forward generationally using mortality improvement scale MP-2020. For disabled retirees, mortality rates are based on the Pub-2010 Teachers Disabled Annuitant Table projected forward generationally using mortality improvement scale MP-2020.

Actuarial assumptions used in the June 30, 2023 valuation are based on the results of an actuarial experience study for the period July 1, 2015 through June 30, 2021. An actuarial experience study is done on a quinquennial basis.

**Assumption Changes Since the Prior Measurement Date** - The discount rate remained unchanged at 7.00% for the June 30, 2023 valuation.

**Benefit Term Changes Since the Prior Measurement Date** - Healthcare trends were updated to reflect emerging claims and recoveries experience as well as benefit changes effective January 1, 2024.

STRS' investment consultant develops an estimate range for the investment return assumption based on the target allocation adopted by the Retirement Board. The target allocation and long-term expected rate of return for each major asset class are summarized as follows:

**CHAMPION LOCAL SCHOOL DISTRICT  
TRUMBULL COUNTY, OHIO**

NOTES TO THE BASIC FINANCIAL STATEMENTS  
FOR THE FISCAL YEAR ENDED JUNE 30, 2024

**NOTE 13 - DEFINED BENEFIT OPEB PLANS - (Continued)**

Asset Class	Target Allocation*	Long-Term Expected Real Rate of Return **
Domestic Equity	26.00 %	6.60 %
International Equity	22.00	6.80
Alternatives	19.00	7.38
Fixed Income	22.00	1.75
Real Estate	10.00	5.75
Liquidity Reserves	1.00	1.00
Total	<u>100.00 %</u>	

\* Final target weights reflected at October 1, 2022.

\*\*10-Year annualized geometric nominal returns, which include the real rate of return and inflation of 2.25% and is net of investment expenses. Over a 30-year period, STRS' investment consultant indicates that the above target allocations should generate a return above the actuarial rate of return, without net value added by management.

**Discount Rate** - The discount rate used to measure the total OPEB liability was 7.00% as of June 30, 2023. The projection of cash flows used to determine the discount rate assumed STRS continues to allocate no employer contributions to the health care fund. Based on those assumptions, the OPEB plan's fiduciary net position was projected to be available to make all projected future benefit payments to current plan members as of June 30, 2023. Therefore, the long-term expected rate of return on health care fund investments of 7.00% was applied to all periods of projected health care costs to determine the total OPEB liability as of June 30, 2023.

**Sensitivity of the District's Proportionate Share of the Net OPEB Asset to Changes in the Discount and Health Care Cost Trend Rate** - The following table represents the net OPEB asset as of June 30, 2023, calculated using the current period discount rate assumption of 7.00%, as well as what the net OPEB asset would be if it were calculated using a discount rate that is one percentage point lower (6.00%) or one percentage point higher (8.00%) than the current assumption. Also shown is the net OPEB asset as if it were calculated using health care cost trend rates that are one percentage point lower or one percentage point higher than the current health care cost trend rates.

	1% Decrease	Current Discount Rate	1% Increase
District's proportionate share of the net OPEB asset	\$ 968,347	\$ 1,144,118	\$ 1,297,197
	1% Decrease	Current Trend Rate	1% Increase
District's proportionate share of the net OPEB asset	\$ 1,304,301	\$ 1,144,118	\$ 951,182

**CHAMPION LOCAL SCHOOL DISTRICT  
TRUMBULL COUNTY, OHIO**

**NOTES TO THE BASIC FINANCIAL STATEMENTS  
FOR THE FISCAL YEAR ENDED JUNE 30, 2024**

**NOTE 14 - CONTINGENCIES**

**A. Grants**

The District receives significant financial assistance from numerous federal, State and local agencies in the form of grants. The disbursement of funds received under these programs generally requires compliance with terms and conditions specified in the grant agreements and are subject to audit by the grantor agencies. Any disallowed claims resulting from such audits could become a liability of the District. However, in the opinion of management, any such disallowed claims will not have a material effect on the financial position of the District.

**B. Litigation**

The District is involved in no material litigation as either plaintiff or defendant.

**C. Foundation Funding**

Foundation funding is based on the annualized full-time equivalent (FTE) enrollment of each student. Traditional districts must comply with minimum hours of instruction, instead of a minimum number of school days each year. The funding formula the Ohio Department of Education and Workforce (ODEW) is legislatively required to follow will continue to adjust as enrollment information is updated by the District, which can extend past the fiscal year-end. The final adjustment was not material and is not reflected in the accompanying financial statements.

**NOTE 15 - SET-ASIDES**

The District is required by State law to annually set-aside certain general fund revenue amounts, as defined by statutory formula, for the acquisition and construction of capital improvements. Amounts not spent by the end of the fiscal year or offset by similarly restricted resources received during the year must be held in cash at fiscal year-end. This amount must be carried forward to be used for the same purpose in future years. Expenditures and other applicable offsets exceeding the set-aside requirement may not be carried forward to the next fiscal year.

During fiscal year 2016, the District issued \$14,190,000 in capital related school improvement bonds. These proceeds may be used to reduce the capital improvements set-aside amount to below zero for future years. The amount presented for prior year offset from bond proceeds is limited to an amount needed to reduce the capital improvement set-aside balance to zero. The District is responsible for tracking the amount of bond proceeds that may be used as an offset in future periods, which was \$14,190,000 at June 30, 2024.

The following cash-basis information describes the change in the fiscal year end set-aside amount for capital improvements. Disclosure of this information is required by State statute.

	<u>Capital Improvements</u>
Set-aside balance June 30, 2023	\$ -
Current year set-aside requirement	273,200
Current year qualifying expenditures	(111,530)
Current year offsets	<u>(202,764)</u>
Total	<u>\$ (41,094)</u>
Balance carried forward to fiscal year 2025	<u>\$ -</u>
Set-aside balance June 30, 2024	<u><u>\$ -</u></u>

**CHAMPION LOCAL SCHOOL DISTRICT  
TRUMBULL COUNTY, OHIO**

**NOTES TO THE BASIC FINANCIAL STATEMENTS  
FOR THE FISCAL YEAR ENDED JUNE 30, 2024**

**NOTE 16 - COMMITMENTS**

The District utilizes encumbrance accounting as part of its budgetary controls. Encumbrances outstanding at year end may be reported as part of restricted, committed, or assigned classifications of fund balance. At year end, the District's commitments for encumbrances in the governmental funds were as follows:

<u>Fund</u>	<u>Year End Encumbrances</u>
General fund	\$ 190,719
Nonmajor governmental funds	<u>23,385</u>
Total	<u><u>\$ 214,104</u></u>

**NOTE 17 - TAX ABATEMENTS ENTERED INTO BY OTHER GOVERNMENTS**

**Enterprise Zones**

Trumbull County entered into property tax abatement agreements with local businesses under Enterprise Zone tax abatement agreements. Enterprise zones are designated areas of land in which businesses can receive tax incentives in the form of tax exemptions on eligible new investment. The Enterprise Zone Program provides tax exemptions for a portion of the value of new real property when the investment is made in conjunction with a project that includes job creation or job retention. These tax abatements reduce assessed value by a percentage agreed upon by all parties that authorize these types of agreements. The agreements affect the property tax receipts collected and distributed to the District. Under the agreements, the District's property taxes were reduced by \$10,213 during fiscal year 2024.

THIS PAGE IS INTENTIONALLY LEFT BLANK



## REQUIRED SUPPLEMENTARY INFORMATION

**CHAMPION LOCAL SCHOOL DISTRICT  
TRUMBULL COUNTY, OHIO**

SCHEDULE OF REVENUES, EXPENDITURES AND CHANGES IN  
FUND BALANCE - BUDGET AND ACTUAL (NON-GAAP BUDGETARY BASIS)  
GENERAL FUND  
FOR THE FISCAL YEAR ENDED JUNE 30, 2024

	<b>Budgeted Amounts</b>		<b>Actual Amounts Budgetary Basis</b>	<b>Variance with Final Budget - over (under) Actual Amounts</b>
	<b>Original</b>	<b>Final</b>		
Budgetary revenues and other financing sources	\$ 11,603,821	\$ 13,655,661	\$ 13,655,661	\$ -
Budgetary expenditures and other financing uses	11,086,859	13,534,070	13,263,291	(270,779)
Net change in fund balance	516,962	121,591	392,370	270,779
<b>Budgetary fund balance at beginning of year</b>	5,195,481	5,195,481	5,195,481	-
<b>Prior year encumbrances appropriated</b>	270,778	270,778	270,778	-
<b>Budgetary fund balance at end of year</b>	<u>\$ 5,983,221</u>	<u>\$ 5,587,850</u>	<u>\$ 5,858,629</u>	<u>\$ 270,779</u>

SEE ACCOMPANYING NOTES TO THE REQUIRED SUPPLEMENTARY INFORMATION

**CHAMPION LOCAL SCHOOL DISTRICT  
TRUMBULL COUNTY, OHIO**

SCHEDULES OF THE REQUIRED SUPPLEMENTARY INFORMATION

SCHEDULE OF THE DISTRICT'S PROPORTIONATE SHARE OF  
THE NET PENSION LIABILITY AND  
DISTRICT PENSION CONTRIBUTIONS  
SCHOOL EMPLOYEES RETIREMENT SYSTEM (SERS) OF OHIO

LAST TEN FISCAL YEARS

<b>Fiscal Year (1)</b>	<b>District's Proportion of the Net Pension Liability</b>	<b>District's Proportionate Share of the Net Pension Liability</b>	<b>District's Covered Payroll</b>	<b>District's Proportionate Share of the Net Pension Liability as a Percentage of its Covered Payroll</b>	<b>Plan Fiduciary Net Position as a Percentage of the Total Pension Liability</b>
2024	0.05036220%	\$ 2,782,768	\$ 2,001,200	139.05%	76.06%
2023	0.05055520%	2,734,418	1,897,136	144.13%	75.82%
2022	0.04974420%	1,835,417	1,728,736	106.17%	82.86%
2021	0.04900780%	3,241,479	1,722,157	188.22%	68.55%
2020	0.05119230%	3,062,925	1,759,985	174.03%	70.85%
2019	0.05482920%	3,140,170	1,839,519	170.71%	71.36%
2018	0.05112140%	3,054,391	1,718,229	177.76%	69.50%
2017	0.04991050%	3,652,988	1,545,971	236.29%	62.98%
2016	0.05142490%	2,934,355	1,548,156	189.54%	69.16%
2015	0.05451300%	2,758,872	1,584,040	174.17%	71.70%

<b>Fiscal Year</b>	<b>Contractually Required Contributions</b>	<b>Contributions in Relation to the Contractually Required Contributions</b>	<b>Contribution Deficiency (Excess)</b>	<b>District's Covered Payroll</b>	<b>Contributions as a Percentage of Covered Payroll</b>
2024	\$ 299,642	\$ (299,642)	\$ -	\$ 2,140,300	14.00%
2023	280,168	(280,168)	-	2,001,200	14.00%
2022	265,599	(265,599)	-	1,897,136	14.00%
2021	242,023	(242,023)	-	1,728,736	14.00%
2020	241,102	(241,102)	-	1,722,157	14.00%
2019	237,598	(237,598)	-	1,759,985	13.50%
2018	248,335	(248,335)	-	1,839,519	13.50%
2017	240,552	(240,552)	-	1,718,229	14.00%
2016	216,436	(216,436)	-	1,545,971	14.00%
2015	204,047	(204,047)	-	1,548,156	13.18%

(1) Amounts presented for each fiscal year were determined as of the District's measurement date which is the prior year-end.

SEE ACCOMPANYING NOTES TO THE REQUIRED SUPPLEMENTARY INFORMATION

**CHAMPION LOCAL SCHOOL DISTRICT  
TRUMBULL COUNTY, OHIO**

SCHEDULES OF THE REQUIRED SUPPLEMENTARY INFORMATION

SCHEDULE OF THE DISTRICT'S PROPORTIONATE SHARE OF  
THE NET PENSION LIABILITY AND  
DISTRICT PENSION CONTRIBUTIONS  
STATE TEACHERS RETIREMENT SYSTEM (STRS) OF OHIO

LAST TEN FISCAL YEARS

<b>Fiscal Year (1)</b>	<b>District's Proportion of the Net Pension Liability</b>	<b>District's Proportionate Share of the Net Pension Liability</b>	<b>District's Covered Payroll</b>	<b>District's Proportionate Share of the Net Pension Liability as a Percentage of its Covered Payroll</b>	<b>Plan Fiduciary Net Position as a Percentage of the Total Pension Liability</b>
2024	0.05882775%	\$ 12,668,519	\$ 7,992,879	158.50%	80.02%
2023	0.05955761%	13,239,732	7,767,286	170.46%	78.88%
2022	0.06009236%	7,683,349	7,429,379	103.42%	87.78%
2021	0.05898194%	14,271,531	7,186,657	198.58%	75.48%
2020	0.05789065%	12,802,169	6,826,100	187.55%	77.40%
2019	0.05884251%	12,938,147	6,761,771	191.34%	77.31%
2018	0.05716868%	13,580,542	6,397,079	212.29%	75.30%
2017	0.05769037%	19,310,706	6,064,193	318.44%	66.80%
2016	0.05648341%	15,610,362	6,038,829	258.50%	72.10%
2015	0.05511333%	13,405,469	5,631,054	238.06%	74.70%

<b>Fiscal Year</b>	<b>Contractually Required Contributions</b>	<b>Contributions in Relation to the Contractually Required Contributions</b>	<b>Contribution Deficiency (Excess)</b>	<b>District's Covered Payroll</b>	<b>Contributions as a Percentage of Covered Payroll</b>
2024	\$ 1,138,714	\$ (1,138,714)	\$ -	\$ 8,133,671	14.00%
2023	1,119,003	(1,119,003)	-	7,992,879	14.00%
2022	1,087,420	(1,087,420)	-	7,767,286	14.00%
2021	1,040,113	(1,040,113)	-	7,429,379	14.00%
2020	1,006,132	(1,006,132)	-	7,186,657	14.00%
2019	955,654	(955,654)	-	6,826,100	14.00%
2018	946,648	(946,648)	-	6,761,771	14.00%
2017	895,591	(895,591)	-	6,397,079	14.00%
2016	848,987	(848,987)	-	6,064,193	14.00%
2015	845,436	(845,436)	-	6,038,829	14.00%

(1) Amounts presented for each fiscal year were determined as of the District's measurement date which is the prior year-end.

SEE ACCOMPANYING NOTES TO THE REQUIRED SUPPLEMENTARY INFORMATION

**CHAMPION LOCAL SCHOOL DISTRICT  
TRUMBULL COUNTY, OHIO**

SCHEDULES OF THE REQUIRED SUPPLEMENTARY INFORMATION

SCHEDULE OF THE DISTRICT'S PROPORTIONATE SHARE OF  
THE NET OPEB LIABILITY AND  
DISTRICT OPEB CONTRIBUTIONS  
SCHOOL EMPLOYEES RETIREMENT SYSTEM (SERS) OF OHIO

LAST EIGHT AND TEN FISCAL YEARS

<b>Fiscal Year (1) (2)</b>	<b>District's Proportion of the Net OPEB Liability</b>	<b>District's Proportionate Share of the Net OPEB Liability</b>	<b>District's Covered Payroll</b>	<b>District's Proportionate Share of the Net OPEB Liability as a Percentage of its Covered Payroll</b>	<b>Plan Fiduciary Net Position as a Percentage of the Total OPEB Liability</b>
2024	0.05179600%	\$ 853,310	\$ 2,001,200	42.64%	30.02%
2023	0.05179290%	727,178	1,897,136	38.33%	30.34%
2022	0.05129260%	970,754	1,728,736	56.15%	24.08%
2021	0.05097530%	1,107,860	1,722,157	64.33%	18.17%
2020	0.05245650%	1,319,171	1,759,985	74.95%	15.57%
2019	0.05559980%	1,542,489	1,839,519	83.85%	13.57%
2018	0.05172160%	1,388,072	1,718,229	80.79%	12.46%
2017	0.05056959%	1,441,420	1,545,971	93.24%	11.49%

<b>Fiscal Year</b>	<b>Contractually Required Contributions</b>	<b>Contributions in Relation to the Contractually Required Contributions</b>	<b>Contribution Deficiency (Excess)</b>	<b>District's Covered Payroll</b>	<b>Contributions as a Percentage of Covered Payroll</b>
2024	\$ 35,901	\$ (35,901)	\$ -	\$ 2,140,300	1.68%
2023	37,719	(37,719)	-	2,001,200	1.88%
2022	34,334	(34,334)	-	1,897,136	1.81%
2021	32,950	(32,950)	-	1,728,736	1.91%
2020	33,315	(33,315)	-	1,722,157	1.93%
2019	40,792	(40,792)	-	1,759,985	2.32%
2018	39,127	(39,127)	-	1,839,519	2.13%
2017	27,473	(27,473)	-	1,718,229	1.60%
2016	25,549	(25,549)	-	1,545,971	1.65%
2015	40,044	(40,044)	-	1,548,156	2.59%

(1) Amounts presented for each fiscal year were determined as of the District's measurement date which is the prior year-end.

(2) Information prior to 2017 is not available. Schedule is intended to show information for 10 years.

Additional years will be displayed as they become available.

SEE ACCOMPANYING NOTES TO THE REQUIRED SUPPLEMENTARY INFORMATION

**CHAMPION LOCAL SCHOOL DISTRICT  
TRUMBULL COUNTY, OHIO**

SCHEDULES OF THE REQUIRED SUPPLEMENTARY INFORMATION

SCHEDULE OF THE DISTRICT'S PROPORTIONATE SHARE OF  
THE NET OPEB LIABILITY/(ASSET) AND  
DISTRICT OPEB CONTRIBUTIONS  
STATE TEACHERS RETIREMENT SYSTEM (STRS) OF OHIO

LAST EIGHT AND TEN FISCAL YEARS

<b>Fiscal Year (1) (2)</b>	<b>District's Proportion of the Net OPEB Liability/(Asset)</b>	<b>District's Proportionate Share of the Net OPEB Liability/(Asset)</b>	<b>District's Covered Payroll</b>	<b>District's Proportionate Share of the Net OPEB Liability/(Asset) as a Percentage of its Covered Payroll</b>	<b>Plan Fiduciary Net Position as a Percentage of the Total OPEB Liability/(Asset)</b>
2024	0.05882775%	\$ (1,144,118)	\$ 7,992,879	14.31%	168.52%
2023	0.05955761%	(1,542,144)	7,767,286	19.85%	230.73%
2022	0.06009236%	(1,266,998)	7,429,379	17.05%	174.73%
2021	0.05898194%	(1,036,607)	7,186,657	14.42%	182.10%
2020	0.05789065%	(958,808)	6,826,100	14.05%	174.70%
2019	0.05884251%	(945,539)	6,761,771	13.98%	176.00%
2018	0.05716868%	2,230,511	6,397,079	34.87%	47.10%
2017	0.05769037%	3,085,296	6,064,193	50.88%	37.30%

<b>Fiscal Year</b>	<b>Contractually Required Contributions</b>	<b>Contributions in Relation to the Contractually Required Contributions</b>	<b>Contribution Deficiency (Excess)</b>	<b>District's Covered Payroll</b>	<b>Contributions as a Percentage of Covered Payroll</b>
2024	\$ -	\$ -	\$ -	\$ 8,133,671	0.00%
2023	-	-	-	7,992,879	0.00%
2022	-	-	-	7,767,286	0.00%
2021	-	-	-	7,429,379	0.00%
2020	-	-	-	7,186,657	0.00%
2019	-	-	-	6,826,100	0.00%
2018	-	-	-	6,761,771	0.00%
2017	-	-	-	6,397,079	0.00%
2016	-	-	-	6,064,193	0.00%
2015	-	-	-	6,038,829	0.00%

(1) Amounts presented for each fiscal year were determined as of the District's measurement date which is the prior year-end.

(2) Information prior to 2017 is not available. Schedule is intended to show information for 10 years.

Additional years will be displayed as they become available.

SEE ACCOMPANYING NOTES TO THE REQUIRED SUPPLEMENTARY INFORMATION

**CHAMPION LOCAL SCHOOL DISTRICT  
TRUMBULL COUNTY, OHIO**

**NOTES TO THE REQUIRED SUPPLEMENTARY INFORMATION  
FOR THE FISCAL YEAR ENDED JUNE 30, 2024**

**NOTE 1 - BUDGETARY PROCESS**

While reporting financial position, results of operations, and changes in fund balance on the basis of generally accepted accounting principles (GAAP), the budgetary basis as provided by law is based upon accounting for certain transactions on a basis of cash receipts and disbursements.

The schedule of revenue, expenditures and changes in fund balance - budget and actual (non-GAAP budgetary basis) presented for the general fund is presented on the budgetary basis to provide a meaningful comparison of actual results with the budget. The major differences between the budget basis and the GAAP basis are that:

- (a) Revenues and other financing sources are recorded when received in cash (budget basis) as opposed to when susceptible to accrual (GAAP basis);
- (b) Expenditures and other financing uses are recorded when paid in cash (budget basis) as opposed to when the liability is incurred (GAAP basis);
- (c) In order to determine compliance with Ohio law, and to reserve that portion of the applicable appropriation, total outstanding encumbrances (budget basis) are recorded as the equivalent of an expenditure, as opposed to assigned or committed fund balance for that portion of outstanding encumbrances not already recognized as an account payable (GAAP basis); and
- (d) Some funds are included in the general fund (GAAP basis), but have separate legally adopted budgets (budget basis).

The adjustments necessary to convert the results of operations for the year on the budget basis to the GAAP basis is as follows:

**Net Change in Fund Balance**

	<u>General fund</u>
Budget basis	\$ 392,370
Net adjustment for revenue and other financing sources accruals	120,598
Net adjustment for expenditure and other financing uses accruals	(195,447)
Funds budgeted elsewhere	11,673
Adjustments for encumbrances	<u>194,822</u>
GAAP Basis	<u>\$ 524,016</u>

As part of Governmental Accounting Standards Board Statement No. 54, "Fund Balance Reporting", certain funds that are legally budgeted in separate special revenue funds are considered part of the general fund. This includes the special rotary fund, uniform school supplies fund, emergency levy fund, and the public-school support fund.

**CHAMPION LOCAL SCHOOL DISTRICT  
TRUMBULL COUNTY, OHIO**

**NOTES TO THE REQUIRED SUPPLEMENTARY INFORMATION  
FOR THE FISCAL YEAR ENDED JUNE 30, 2024**

**NOTE 2 - PENSIONS & OTHER POSTEMPLOYMENT BENEFITS (OPEB)**

**PENSION**

*SCHOOL EMPLOYEES RETIREMENT SYSTEM (SERS) OF OHIO*

*Change in benefit terms:*

- There were no changes in benefit terms from the amounts reported for fiscal year 2015.
- There were no changes in benefit terms from the amounts reported for fiscal year 2016.
- There were no changes in benefit terms from the amounts reported for fiscal year 2017.
- For fiscal year 2018, SERS changed from a fixed 3% annual increase to a Cost of Living Adjustment (COLA) based on the changes in the Consumer Price Index (CPI-W), with a cap of 2.5% and a floor of 0%.
- For fiscal year 2019, with the authority granted the Board under Senate Bill 8, the Board has enacted a three year COLA delay for future benefit recipients commencing benefits on or after April 1, 2018.
- There were no changes in benefit terms from the amounts previously reported for fiscal year 2020.
- There were no changes in benefit terms from the amounts previously reported for fiscal year 2021.
- For fiscal year 2022, SERS changed from a Cost of Living Adjustment (COLA) of 2.5% to 2.0%.
- There were no changes in benefit terms from the amounts reported for fiscal year 2023.
- There were no changes in benefit terms from the amounts reported for fiscal year 2024.

*Change in assumptions:*

- There were no changes in methods and assumptions used in the calculation of actuarial determined contributions for fiscal year 2015.
- There were no changes in methods and assumptions used in the calculation of actuarial determined contributions for fiscal year 2016.
- For fiscal year 2017, the following changes of assumptions affected the total pension liability since the prior measurement date: (a) the assumed rate of inflation was reduced from 3.25% to 3.00%, (b) payroll growth assumption was reduced from 4.00% to 3.50%, (c) assumed real wage growth was reduced from 0.75% to 0.50%, (d) rates of withdrawal, retirement and disability were updated to reflect recent experience, (e) mortality among active members was updated to RP-2014 Blue Collar Mortality Table with fully generational projection and a five year age set-back for both males and females, (f) mortality among service retired members and beneficiaries was updated to the following RP-2014 Blue Collar Mortality Table with fully generational projection with Scale BB, 120% of male rates and 110% of female rates, (g) mortality among disabled members was updated to RP-2000 Disabled Mortality Table, 90% for male rates and 100% for female rates, set back five years is used for the period after disability retirement and (h) the discount rate was reduced from 7.75% to 7.50%.
- There were no changes in methods and assumptions used in the calculation of actuarial determined contributions for fiscal year 2018.
- There were no changes in methods and assumptions used in the calculation of actuarial determined contributions for fiscal year 2019.
- There were no changes in methods and assumptions used in the calculation of actuarial determined contributions for fiscal year 2020.
- There were no changes in methods and assumptions used in the calculation of actuarial determined contributions for fiscal year 2021.
- For fiscal year 2022, the following changes of assumptions affected the total pension liability since the prior measurement date: (a) wage inflation decreased from 3.00% to 2.40%, (b) future salary increases changed from 3.50%-18.20% to 3.25%-13.58%, (c) investment rate of return decreased from 7.50% to 7.00%, (d) discount rate decreased from 7.50% to 7.00% and (e) mortality tables changed from the RP-2014 Blue Collar mortality table to the PUB-2010 General Employee Amount Weighted Below Median Healthy Retiree mortality table.



**CHAMPION LOCAL SCHOOL DISTRICT  
TRUMBULL COUNTY, OHIO**

**NOTES TO THE REQUIRED SUPPLEMENTARY INFORMATION  
FOR THE FISCAL YEAR ENDED JUNE 30, 2024**

**NOTE 2 - PENSIONS & OTHER POSTEMPLOYMENT BENEFITS (OPEB) - (Continued)**

- There were no changes in methods and assumptions used in the calculation of actuarial determined contributions for fiscal year 2023.
- There were no changes in methods and assumptions used in the calculation of actuarial determined contributions for fiscal year 2024.

*STATE TEACHERS RETIREMENT SYSTEM (STRS) OF OHIO*

*Change in benefit terms:*

- There were no changes in benefit terms from the amounts reported for fiscal year 2015.
- There were no changes in benefit terms from the amounts reported for fiscal year 2016.
- There were no changes in benefit terms from the amounts reported for fiscal year 2017.
- For fiscal year 2018, STRS decreased the Cost of Living Adjustment (COLA) to zero.
- There were no changes in benefit terms from amounts previously reported for fiscal year 2019.
- There were no changes in benefit terms from amounts previously reported for fiscal year 2020.
- There were no changes in benefit terms from amounts previously reported for fiscal year 2021.
- There were no changes in benefit terms from amounts previously reported for fiscal year 2022.
- There were no changes in benefit terms from amounts previously reported for fiscal year 2023.

*Changes in assumptions:*

- There were no changes in methods and assumptions used in the calculation of actuarial determined contributions for fiscal year 2015.
- There were no changes in methods and assumptions used in the calculation of actuarial determined contributions for fiscal year 2016.
- There were no changes in methods and assumptions used in the calculation of actuarial determined contributions for fiscal year 2017.
- For fiscal year 2018, the following changes of assumption affected the total pension liability since the prior measurement date: (a) the long-term expected rate of return was reduced from 7.75% to 7.45%, (b) the inflation assumption was lowered from 2.75% to 2.50%, (c) the payroll growth assumption was lowered to 3.00%, (d) total salary increases rate was lowered by decreasing the merit component of the individual salary increases, in addition to a decrease of 0.25% due to lower inflation, (e) the healthy and disabled mortality assumptions were updated to the RP-2014 mortality tables with generational improvement scale MP-2016 and (f) rates of retirement, termination and disability were modified to better reflect anticipated future experience.
- There were no changes in methods and assumptions used in the calculation of actuarial determined contributions for fiscal year 2019.
- There were no changes in methods and assumptions used in the calculation of actuarial determined contributions for fiscal year 2020.
- There were no changes in methods and assumptions used in the calculation of actuarial determined contributions for fiscal year 2021.
- For fiscal year 2022, the following changes of assumption affected the total pension liability since the prior measurement date: (a) the long-term expected rate of return was reduced from 7.45% to 7.00% and (b) the discount rate of return was reduced from 7.45% to 7.00%.
- For fiscal year 2023, the following changes of assumption affected the total pension liability since the prior measurement date: the projected salary increases went from 12.50% at age 20 to 2.50% at age 65 to varies by service from 2.50% to 8.50%.
- There were no changes in methods and assumptions used in the calculation of actuarial determined contributions for fiscal year 2024.

**CHAMPION LOCAL SCHOOL DISTRICT  
TRUMBULL COUNTY, OHIO**

**NOTES TO THE REQUIRED SUPPLEMENTARY INFORMATION  
FOR THE FISCAL YEAR ENDED JUNE 30, 2024**

**NOTE 2 - PENSIONS & OTHER POSTEMPLOYMENT BENEFITS (OPEB) - (Continued)**

**OTHER POSTEMPLOYMENT BENEFITS (OPEB)**

*SCHOOL EMPLOYEES RETIREMENT SYSTEM (SERS) OF OHIO*

*Change in benefit terms:*

- There were no changes in benefit terms from the amounts reported for fiscal year 2017.
- There were no changes in benefit terms from the amounts reported for fiscal year 2018.
- There were no changes in benefit terms from the amounts reported for fiscal year 2019.
- There were no changes in benefit terms from the amounts reported for fiscal year 2020.
- There were no changes in benefit terms from the amounts reported for fiscal year 2021.
- There were no changes in benefit terms from the amounts reported for fiscal year 2022.
- There were no changes in benefit terms from the amounts reported for fiscal year 2023.
- There were no changes in benefit terms from the amounts reported for fiscal year 2024.

*Change in assumptions:*

- There were no changes in methods and assumptions used in the calculation of actuarial determined contributions for fiscal year 2017.
- For fiscal year 2018, the following changes of assumptions affected the total OPEB liability since the prior measurement date: (a) assumed rate of inflation was reduced from 3.25% to 3.00%, (b) payroll growth assumption was reduced from 4.00% to 3.50%, (c) assumed real wage growth was reduced from 0.75% to 0.50%, (d) rates of withdrawal, retirement, and disability were updated to reflect recent experience, (e) mortality among active members was updated to the following: RP-2014 Blue Collar Mortality Table with fully generational projection and a five-year age set-back for both males and females, (f) mortality among service retired members and beneficiaries was updated to the following: RP-2014 Blue Collar Mortality Table with fully generational projection with Scale BB, 120% of male rates, and 110% of female rates, (g) mortality among disabled members was updated to the following: RP-2000 Disabled Mortality Table, 90% for male rates and 100% for female rates, set back five years is used for the period after disability retirement, (h) the municipal bond index rate increased from 2.92% to 3.56% and (i) the single equivalent interest rate, net of plan investment expense, including price inflation increased from 2.98% to 3.63%.
- For fiscal year 2019, the following changes of assumptions affected the total OPEB liability since the prior measurement date: (a) the discount rate increased from 3.63% to 3.70%, (b) the health care cost trend rates for Medicare were changed from a range of 5.50%-5.00% to a range of 5.375%-4.75% and Pre-Medicare were changed from a range of 7.50%-5.00% to a range of 7.25%-4.75%, (c) the municipal bond index rate increased from 3.56% to 3.62% and (d) the single equivalent interest rate, net of plan investment expense, including price inflation increased from 3.63% to 3.70%.
- For fiscal year 2020, the following changes of assumptions affected the total OPEB liability since the prior measurement date: (a) the discount rate decreased from 3.70% to 3.22%, (b) the health care cost trend rates for Medicare were changed from a range of 5.375%-4.75% to a range of 5.25%-4.75% and Pre-Medicare were changed from a range of 7.25%-4.75% to a range of 7.00%-4.75%, (c) the municipal bond index rate decreased from 3.62% to 3.13% and (d) the single equivalent interest rate, net of plan investment expense, including price inflation decreased from 3.70% to 3.22%.
- For fiscal year 2021, the following changes of assumptions affected the total OPEB liability since the prior measurement date: (a) the discount rate decreased from 3.22% to 2.63% and (b) the municipal bond index rate decreased from 3.13% to 2.45%, and (c) the single equivalent interest rate, net of plan investment expense, including price inflation decreased from 3.22% to 2.63%.

**CHAMPION LOCAL SCHOOL DISTRICT  
TRUMBULL COUNTY, OHIO**

**NOTES TO THE REQUIRED SUPPLEMENTARY INFORMATION  
FOR THE FISCAL YEAR ENDED JUNE 30, 2024**

**NOTE 2 - PENSIONS & OTHER POSTEMPLOYMENT BENEFITS (OPEB) - (Continued)**

- For fiscal year 2022, the following changes of assumptions affected the total OPEB liability since the prior measurement date: (a) wage inflation decreased from 3.00% to 2.40%, (b) future salary increases changed from 3.50%-18.20% to 3.25%-13.58%, (c) investment rate of return decreased from 7.50% to 7.00%, (d) discount rate decreased from 7.50% to 7.00% and (e) mortality tables changed from the RP-2014 Blue Collar mortality table to the PUB-2010 General Employee Amount Weighted Below Median Healthy Retiree mortality table.
- For fiscal year 2023, the following changes of assumptions affected the total OPEB liability since the prior measurement date: (a) municipal bond index rate went from 1.92% to 3.69%, (b) single equivalent interest rate when from 2.27% to 4.08% and (c) medical trend assumptions went from 5.125% to 4.40% Medicare and 6.75% to 4.40% Pre-Medicare to 7.00% to 4.40%.
- For fiscal year 2024, the following changes of assumptions affect the total OPEB liability since the prior measurement date: (a) municipal bond index rate went from 3.69% to 3.86%, (b) single equivalent interest rate when from 4.08% to 4.27% and (c) medical trend assumptions went from 7.00% to 4.40% to 6.75% to 4.40%.

**STATE TEACHERS RETIREMENT SYSTEM (STRS) OF OHIO**

*Change in benefit terms:*

- There were no changes in benefit terms from the amounts previously reported for fiscal year 2017.
- For fiscal year 2018, STRS reduced the subsidy multiplier for non-Medicare benefit recipients from 2.1% to 1.9% per year of service. Medicare Part B premium reimbursements were discontinued for certain survivors and beneficiaries and all remaining Medicare Part B premium reimbursements will be discontinued beginning January 2019.
- For fiscal year 2019, STRS increased the subsidy multiplier for non-Medicare benefit recipients from 1.9% to 1.944% per year of service effective January 1, 2019. The non-Medicare frozen subsidy base premium was increased January 1, 2019 and all remaining Medicare Part B premium reimbursements will be discontinued beginning January 1, 2020.
- For fiscal year 2020, STRS increased the subsidy percentage from 1.944% to 1.984% effective January 1, 2020. The Medicare subsidy percentages were adjusted effective January 1, 2021 to 2.1% for the Medicare plan. The Medicare Part B monthly reimbursement elimination date was postponed to January 1, 2021.
- For fiscal year 2021, the non-Medicare subsidy percentage was increased effective January 1, 2021 from 1.984% to 2.055% per year of service. The non-Medicare frozen subsidy base premium was increased effective January 1, 2021. The Medicare subsidy percentages were adjusted effective January 1, 2021 to 2.1% for the AMA Medicare plan. The Medicare Part B monthly reimbursement elimination date was postponed indefinitely.
- For fiscal year 2022, the non-Medicare subsidy percentage was increased effective January 1, 2022 from 2.055% to 2.100%. The non-Medicare frozen subsidy base premium was increased effective January 1, 2022. The Medicare Part D subsidy was updated to reflect it is expected to be negative in CY2022. The Part B monthly reimbursement elimination date was postponed indefinitely.
- There were no changes in benefit terms from the amounts previously reported for fiscal year 2023.
- There were no changes in benefit terms from the amounts previously reported for fiscal year 2024.

**CHAMPION LOCAL SCHOOL DISTRICT  
TRUMBULL COUNTY, OHIO**

**NOTES TO THE REQUIRED SUPPLEMENTARY INFORMATION  
FOR THE FISCAL YEAR ENDED JUNE 30, 2024**

**NOTE 2 - PENSIONS & OTHER POSTEMPLOYMENT BENEFITS (OPEB) - (Continued)**

*Change in assumptions:*

- There were no changes in methods and assumptions used in the calculation of actuarial determined contributions for fiscal year 2017.
- For fiscal year 2018, the following changes of assumptions affected the total OPEB liability since the prior measurement date: (a) the discount rate was increased from 3.26% to 4.13% based on the methodology defined under GASB Statement No. 74, Financial Reporting for Postemployment Benefit Plans Other Than Pension Plans (OPEB), (b) the long term expected rate of return was reduced from 7.75% to 7.45%, (c) valuation year per capita health care costs were updated, and the salary scale was modified, (d) the percentage of future retirees electing each option was updated based on current data and the percentage of future disabled retirees and terminated vested participants electing health coverage were decreased and (e) the assumed mortality, disability, retirement, withdrawal and future health care cost trend rates were modified along with the portion of rebated prescription drug costs.
- For fiscal year 2019, the following changes of assumptions affected the total OPEB liability/asset since the prior measurement date: (a) the discount rate was increased from the blended rate of 4.13% to the long-term expected rate of return of 7.45% based on the methodology defined under GASB Statement No. 74, Financial Reporting for Postemployment Benefit Plans Other Than Pension Plans (OPEB) and (b) decrease in health care cost trend rates from 6.00%-11.00% initial; 4.50% ultimate down to Medical Pre-Medicare 6.00% and Medicare 5.00% initial; 4.00% ultimate and Prescription Drug Pre-Medicare 8.00% and Medicare (5.23%) initial; 4.00% ultimate.
- For fiscal year 2020, health care cost trend rates were changed to the following: medical pre-Medicare from 6.00% initial - 4.00% ultimate down to 5.87% initial - 4.00% ultimate; medical Medicare from 5.00% initial - 4.00% ultimate down to 4.93% initial - 4.00% ultimate; prescription drug pre-Medicare from 8.00% initial - 4.00% ultimate down to 7.73% initial - 4.00% ultimate and (5.23%) initial - 4.00% ultimate up to 9.62% initial - 4.00% ultimate.
- For fiscal year 2021, health care cost trend rates were changed to the following: medical pre-Medicare from 5.87% initial - 4.00% ultimate down to 5.00% initial - 4.00% ultimate; medical Medicare from 4.93% initial - 4.00% ultimate down to -6.69% initial - 4.00% ultimate; prescription drug pre-Medicare from 7.73% initial - 4.00% ultimate down to 6.50% initial - 4.00% ultimate; prescription drug Medicare from 9.62% initial - 4.00% ultimate up to 11.87% initial - 4.00% ultimate.
- For fiscal year 2022, the following changes of assumption affected the total OPEB liability since the prior measurement date: (a) the long-term expected rate of return was reduced from 7.45% to 7.00%, (b) the discount rate of return was reduced from 7.45% to 7.00% and (c) health care cost trend rates were changed to the following: medical Medicare from -6.69% initial - 4.00% ultimate down to -16.18% initial - 4.00% ultimate; prescription drug Medicare from 11.87% initial - 4.00% ultimate up to 29.98% initial - 4.00% ultimate.
- For fiscal year 2023, the following changes of assumption affected the total OPEB liability since the prior measurement date: (a) projected salary increase went from 12.50% at age 20 to 2.50% at age 65 to varies by services from 2.50% to 8.50% and (b) health care cost trend rates were changed to the following: Pre-Medicare from 5.00% initial - 4.00% ultimate to 7.50% initial - 3.94% ultimate; medical Medicare from -16.18% initial - 4.00% ultimate to -68.78% initial - 3.94% ultimate; prescription drug Pre-Medicare from 6.50% initial - 4.00% ultimate to 9.00% initial - 3.94% ultimate; Medicare from 29.98% initial - 4.00% ultimate to -5.47% initial - 3.94% ultimate.
- For fiscal year 2024, the following changes of assumption affected the total OPEB liability since the prior measurement date: (a) health care cost trend rates were changed to the following: Pre-Medicare from 7.50% initial - 3.94% ultimate to 7.50% initial - 4.14% ultimate; medical Medicare from -68.78% initial - 3.94% ultimate to -10.94% initial - 4.14% ultimate; prescription drug Pre-Medicare from 9.00% initial - 3.94% ultimate to -11.95% initial - 4.14% ultimate; Medicare from -5.47% initial - 3.94% ultimate to 1.33% initial - 4.14% ultimate.

**CHAMPION LOCAL SCHOOL DISTRICT  
TRUMBULL COUNTY**

**SCHEDULE OF EXPENDITURES OF FEDERAL AWARDS  
FOR THE YEAR ENDED JUNE 30, 2024**

<b>FEDERAL GRANTOR Pass Through Grantor Program / Cluster Title</b>	<b>Federal AL Number</b>	<b>Total Federal Expenditures</b>
<b>U.S. DEPARTMENT OF AGRICULTURE</b>		
<i>Passed Through Ohio Department of Education and Workforce</i>		
<b>Child Nutrition Cluster:</b>		
School Breakfast Program	10.553	102,324
National School Lunch Program	10.555	541,152
Non-Cash Assistance (Food Distribution)	10.555	52,945
Total Child Nutrition Cluster		<u>696,421</u>
Total U.S. Department of Agriculture		<u><b>696,421</b></u>
<b>U.S. DEPARTMENT OF EDUCATION</b>		
<i>Passed Through Ohio Department of Education and Workforce</i>		
Title I Grants to Local Educational Agencies	84.010	237,825
<b>Special Education Cluster:</b>		
Special Education Grants to States (IDEA, Part B)	84.027	307,754
Special Education Preschool Grants (IDEA, Preschool)	84.173	6,865
COVID-19 American Rescue Plan Act -		
Special Education Grants to States (IDEA, Part B)	84.027	4,912
Total Special Education Cluster		<u>319,531</u>
Supporting Effective Instruction	84.367	43,183
Student Support and Academic Enrichment Program	84.424	20,767
COVID-19 American Rescue Plan - Elementary and Secondary Schools Emergency Relief Fund	84.425U	516,300
Total U.S. Department of Education		<u><b>1,137,606</b></u>
<b>Total Expenditures of Federal Awards</b>		<u><u><b>\$1,834,027</b></u></u>

*The accompanying notes are an integral part of this schedule.*

**CHAMPION LOCAL SCHOOL DISTRICT  
TRUMBULL COUNTY**

**NOTES TO THE SCHEDULE OF EXPENDITURES OF FEDERAL AWARDS  
2 CFR 200.510(b)(6)  
FOR THE YEAR ENDED JUNE 30, 2024**

**NOTE A – BASIS OF PRESENTATION**

The accompanying Schedule of Expenditures of Federal Awards (the Schedule) includes the federal award activity of the Champion Local School District, Trumbull County (the District) under programs of the federal government for the year ended June 30, 2024. The information on this Schedule is prepared in accordance with the requirements of Title 2 U.S. *Code of Federal Regulations* Part 200, *Uniform Administrative Requirements, Cost Principles, and Audit Requirements for Federal Awards* (Uniform Guidance). Because the Schedule presents only a selected portion of the operations of the Champion Local School District, it is not intended to and does not present the financial position or changes in net position of the District.

**NOTE B – SUMMARY OF SIGNIFICANT ACCOUNTING POLICIES**

Expenditures reported on the Schedule are reported on the cash basis of accounting. Such expenditures are recognized following the cost principles contained in Uniform Guidance wherein certain types of expenditures may or may not be allowable or may be limited as to reimbursement.

**NOTE C – INDIRECT COST RATE**

The has elected not to use the 10-percent de minimis indirect cost rate as allowed under the Uniform Guidance.

**NOTE D - CHILD NUTRITION CLUSTER**

The Champion Local Schools commingles cash receipts from the U.S. Department of Agriculture with similar State grants. When reporting expenditures on this Schedule, the District assumes it expends federal monies first.

**NOTE E – FOOD DONATION PROGRAM**

The Champion Local Schools reports commodities consumed on the Schedule at the entitlement value. The District allocated donated food commodities to the respective program that benefitted from the use of those donated food commodities.

# OHIO AUDITOR OF STATE KEITH FABER

65 East State Street  
Columbus, Ohio 43215  
ContactUs@ohioauditor.gov  
800-282-0370

## INDEPENDENT AUDITOR'S REPORT ON INTERNAL CONTROL OVER FINANCIAL REPORTING AND ON COMPLIANCE AND OTHER MATTERS REQUIRED BY GOVERNMENT AUDITING STANDARDS

Champion Local School District  
Trumbull County  
5976 Mahoning Avenue NW Suite B  
Warren, OH 44483

To the Board of Education:

We have audited, in accordance with the auditing standards generally accepted in the United States of America and the standards applicable to financial audits contained in *Government Auditing Standards* issued by the Comptroller General of the United States (*Government Auditing Standards*), the financial statements of the governmental activities, the General fund, and the aggregate remaining fund information of the Champion Local School District, Trumbull County, Ohio (the District) as of and for the year ended June 30, 2024, and the related notes to the financial statements, which collectively comprise the District's basic financial statements and have issued our report thereon dated January 29, 2025.

### ***Report on Internal Control Over Financial Reporting***

In planning and performing our audit of the financial statements, we considered the District's internal control over financial reporting (internal control) as a basis for designing audit procedures that are appropriate in the circumstances for the purpose of expressing our opinion on the financial statements, but not for the purpose of expressing an opinion on the effectiveness of the District's internal control. Accordingly, we do not express an opinion on the effectiveness of the District's internal control.

A *deficiency in internal control* exists when the design or operation of a control does not allow management or employees, in the normal course of performing their assigned functions, to prevent, or detect and correct misstatements on a timely basis. A *material weakness* is a deficiency, or a combination of deficiencies, in internal control, such that there is a reasonable possibility that a material misstatement of the District's financial statements will not be prevented, or detected and corrected, on a timely basis. A *significant deficiency* is a deficiency, or a combination of deficiencies, in internal control that is less severe than a material weakness, yet important enough to merit attention by those charged with governance.

Our consideration of internal control was for the limited purpose described in the first paragraph of this section and was not designed to identify all deficiencies in internal control that might be material weaknesses or significant deficiencies. Given these limitations, during our audit we did not identify any deficiencies in internal control that we consider to be material weaknesses. However, material weaknesses or significant deficiencies may exist that were not identified.

***Report on Compliance and Other Matters***

As part of obtaining reasonable assurance about whether the District's financial statements are free from material misstatement, we performed tests of its compliance with certain provisions of laws, regulations, contracts, and grant agreements, noncompliance with which could have a direct and material effect on the financial statements. However, providing an opinion on compliance with those provisions was not an objective of our audit and accordingly, we do not express such an opinion. The results of our tests disclosed no instances of noncompliance or other matters that are required to be reported under *Government Auditing Standards*.

***Purpose of This Report***

The purpose of this report is solely to describe the scope of our testing of internal control and compliance and the results of that testing, and not to provide an opinion on the effectiveness of the District's internal control or on compliance. This report is an integral part of an audit performed in accordance with *Government Auditing Standards* in considering the District's internal control and compliance. Accordingly, this communication is not suitable for any other purpose.



Keith Faber  
Auditor of State  
Columbus, Ohio

January 29, 2025



# OHIO AUDITOR OF STATE KEITH FABER

65 East State Street  
Columbus, Ohio 43215  
ContactUs@ohioauditor.gov  
800-282-0370

## INDEPENDENT AUDITOR'S REPORT ON COMPLIANCE WITH REQUIREMENTS APPLICABLE TO THE MAJOR FEDERAL PROGRAM AND ON INTERNAL CONTROL OVER COMPLIANCE REQUIRED BY THE UNIFORM GUIDANCE

Champion Local School District  
Trumbull County  
5976 Mahoning Avenue NW Suite B  
Warren, OH 44483

To the Board of Education:

### **Report on Compliance for the Major Federal Program**

#### ***Opinion on the Major Federal Program***

We have audited Champion Local School District's, Trumbull County, (District) compliance with the types of compliance requirements identified as subject to audit in the U.S. Office of Management and Budget (OMB) *Compliance Supplement* that could have a direct and material effect on each of Champion Local School District's major federal programs for the year ended June 30, 2024. Champion Local School District's major federal program is identified in the *Summary of Auditor's Results* section of the accompanying schedule of findings.

In our opinion, Champion Local School District complied, in all material respects, with the compliance requirements referred to above that could have a direct and material effect on its major federal program for the year ended June 30, 2024.

#### ***Basis for Opinion on the Major Federal Program***

We conducted our audit of compliance in accordance with auditing standards generally accepted in the United States of America (GAAS); the standards applicable to financial audits contained in *Government Auditing Standards* issued by the Comptroller General of the United States (*Government Auditing Standards*); and the audit requirements of Title 2 U.S. *Code of Federal Regulations* Part 200, *Uniform Administrative Requirements, Cost Principles, and Audit Requirements for Federal Awards* (Uniform Guidance). Our responsibilities under those standards and the Uniform Guidance are further described in the *Auditor's Responsibilities for the Audit of Compliance* section of our report.

We are required to be independent of the District and to meet our other ethical responsibilities, in accordance with relevant ethical requirements relating to our audit. We believe that the audit evidence we have obtained is sufficient and appropriate to provide a basis for our opinion on compliance for the major federal program. Our audit does not provide a legal determination of the District's compliance with the compliance requirements referred to above.

#### ***Responsibilities of Management for Compliance***

The District's Management is responsible for compliance with the requirements referred to above and for the design, implementation, and maintenance of effective internal control over compliance with the

requirements of laws, statutes, regulations, rules, and provisions of contracts or grant agreements applicable to the District's federal programs.

### ***Auditor's Responsibilities for the Audit of Compliance***

Our objectives are to obtain reasonable assurance about whether material noncompliance with the compliance requirements referred to above occurred, whether due to fraud or error, and express an opinion on the District's compliance based on our audit. Reasonable assurance is a high level of assurance but is not absolute assurance and therefore is not a guarantee that an audit conducted in accordance with GAAS, *Government Auditing Standards*, and the Uniform Guidance will always detect material noncompliance when it exists. The risk of not detecting material noncompliance resulting from fraud is higher than for that resulting from error, as fraud may involve collusion, forgery, intentional omissions, misrepresentations, or the override of internal control. Noncompliance with the compliance requirements referred to above is considered material, if there is a substantial likelihood that, individually or in the aggregate, it would influence the judgment made by a reasonable user of the report on compliance about the District's compliance with the requirements of the major federal program as a whole.

In performing an audit in accordance with GAAS, *Government Auditing Standards*, and the Uniform Guidance, we:

- exercise professional judgment and maintain professional skepticism throughout the audit.
- identify and assess the risks of material noncompliance, whether due to fraud or error, and design and perform audit procedures responsive to those risks. Such procedures include examining, on a test basis, evidence regarding the District's compliance with the compliance requirements referred to above and performing such other procedures as we considered necessary in the circumstances.
- obtain an understanding of the District's internal control over compliance relevant to the audit in order to design audit procedures that are appropriate in the circumstances and to test and report on internal control over compliance in accordance with the Uniform Guidance, but not for the purpose of expressing an opinion on the effectiveness of the District's internal control over compliance. Accordingly, no such opinion is expressed.

We are required to communicate with those charged with governance regarding, among other matters, the planned scope and timing of the audit and any significant deficiencies and material weaknesses in internal control over compliance that we identified during the audit.

### **Report on Internal Control Over Compliance**

A *deficiency in internal control over compliance* exists when the design or operation of a control over compliance does not allow management or employees, in the normal course of performing their assigned functions, to prevent, or detect and correct, noncompliance with a type of compliance requirement of a federal program on a timely basis. A *material weakness in internal control over compliance* is a deficiency, or combination of deficiencies, in internal control over compliance, such that there is a reasonable possibility that material noncompliance with a type of compliance requirement of a federal program will not be prevented, or detected and corrected, on a timely basis. A *significant deficiency in internal control over compliance* is a deficiency, or a combination of deficiencies, in internal control over compliance with a type of compliance requirement of a federal program that is less severe than a material weakness in internal control over compliance, yet important enough to merit attention by those charged with governance.

Our consideration of internal control over compliance was for the limited purpose described in the *Auditor's Responsibilities for the Audit of Compliance* section above and was not designed to identify all deficiencies in internal control over compliance that might be material weaknesses or significant deficiencies in internal control over compliance. Given these limitations, during our audit we did not identify any deficiencies in internal control over compliance that we consider to be material weaknesses, as defined above. However,

material weaknesses or significant deficiencies in internal control over compliance may exist that were not identified.

Our audit was not designed for the purpose of expressing an opinion on the effectiveness of internal control over compliance. Accordingly, no such opinion is expressed.

The purpose of this report on internal control over compliance is solely to describe the scope of our testing of internal control over compliance and the results of this testing based on the requirements of the Uniform Guidance. Accordingly, this report is not suitable for any other purpose.



Keith Faber  
Auditor of State  
Columbus, Ohio

January 29, 2025

**This page intentionally left blank.**

**CHAMPION LOCAL SCHOOL DISTRICT  
TRUMBULL COUNTY**

**SCHEDULE OF FINDINGS  
2 CFR § 200.515  
JUNE 30, 2024**

**1. SUMMARY OF AUDITOR'S RESULTS**

<b>(d)(1)(i)</b>	<b>Type of Financial Statement Opinion</b>	Unmodified
<b>(d)(1)(ii)</b>	<b>Were there any material weaknesses in internal control reported at the financial statement level (GAGAS)?</b>	No
<b>(d)(1)(ii)</b>	<b>Were there any significant deficiencies in internal control reported at the financial statement level (GAGAS)?</b>	No
<b>(d)(1)(iii)</b>	<b>Was there any reported material noncompliance at the financial statement level (GAGAS)?</b>	No
<b>(d)(1)(iv)</b>	<b>Were there any material weaknesses in internal control reported for major federal programs?</b>	No
<b>(d)(1)(iv)</b>	<b>Were there any significant deficiencies in internal control reported for major federal programs?</b>	No
<b>(d)(1)(v)</b>	<b>Type of Major Programs' Compliance Opinion</b>	Unmodified
<b>(d)(1)(vi)</b>	<b>Are there any reportable findings under 2 CFR § 200.516(a)?</b>	No
<b>(d)(1)(vii)</b>	<b>Major Programs (list):</b> American Rescue Plan - Elementary and Secondary School Emergency Relief (ARP ESSER)	AL # 84.425U
<b>(d)(1)(viii)</b>	<b>Dollar Threshold: Type A/B Programs</b>	Type A: > \$ 750,000 Type B: all others
<b>(d)(1)(ix)</b>	<b>Low Risk Auditee under 2 CFR § 200.520?</b>	Yes

**2. FINDINGS RELATED TO THE FINANCIAL STATEMENTS  
REQUIRED TO BE REPORTED IN ACCORDANCE WITH GAGAS**

None.

**3. FINDINGS AND QUESTIONED COSTS FOR FEDERAL AWARDS**

None.

**This page intentionally left blank.**

# OHIO AUDITOR OF STATE KEITH FABER



**CHAMPION LOCAL SCHOOL DISTRICT**

**TRUMBULL COUNTY**

## **AUDITOR OF STATE OF OHIO CERTIFICATION**

This is a true and correct copy of the report, which is required to be filed pursuant to Section 117.26, Revised Code, and which is filed in the Office of the Ohio Auditor of State in Columbus, Ohio.



**Certified for Release 2/20/2025**

65 East State Street, Columbus, Ohio 43215  
Phone: 614-466-4514 or 800-282-0370

This report is a matter of public record and is available online at  
[www.ohioauditor.gov](http://www.ohioauditor.gov)