

WYNFORD LOCAL SCHOOL DISTRICT
CRAWFORD COUNTY, OHIO

SINGLE AUDIT

FOR THE FISCAL YEAR ENDED
JUNE 30, 2023

OHIO AUDITOR OF STATE
KEITH FABER



88 East Broad Street
Columbus, Ohio 43215
IPARreport@ohioauditor.gov
(800) 282-0370

Board of Education
Wynford Local School District
3288 Holmes Center Road
Bucyrus, Ohio 44820

We have reviewed the *Independent Auditor's Report* of Wynford Local School District, Crawford County, prepared by Julian & Grube, Inc., for the audit period July 1, 2022 through June 30, 2023. Based upon this review, we have accepted these reports in lieu of the audit required by Section 117.11, Revised Code. The Auditor of State did not audit the accompanying financial statements and, accordingly, we are unable to express, and do not express an opinion on them.

Our review was made in reference to the applicable sections of legislative criteria, as reflected by the Ohio Constitution, and the Revised Code, policies, procedures and guidelines of the Auditor of State, regulations and grant requirements. Wynford Local School District is responsible for compliance with these laws and regulations.

A handwritten signature in cursive script that reads "Keith Faber".

Keith Faber
Auditor of State
Columbus, Ohio

January 29, 2024

This page intentionally left blank.

**WYNFORD LOCAL SCHOOL DISTRICT
CRAWFORD COUNTY, OHIO**

TABLE OF CONTENTS

Independent Auditor’s Report	1 - 3
Management’s Discussion and Analysis	4 - 17
Basic Financial Statements:	
Government-Wide Financial Statements:	
Statement of Net Position	18
Statement of Activities	19
Fund Financial Statements:	
Balance Sheet - Governmental Funds	21 - 22
Reconciliation of Total Governmental Fund Balances to Net Position of Governmental Activities	23
Statement of Revenues, Expenditures and Changes in Fund Balances - Governmental Funds.....	25 - 26
Reconciliation of the Statement of Revenues, Expenditures and Changes in Fund Balances of Governmental Funds to the Statement of Activities	27
Statement of Revenues, Expenditures and Changes in Fund Balance - Budget and Actual (Non-GAAP Budgetary Basis) - General Fund	28
Statement of Net Position - Proprietary Fund	29
Statement of Revenues, Expenses and Changes in Net Position - Proprietary Fund	30
Statement of Cash Flows - Proprietary Fund.....	31
Statement of Fiduciary Net Position - Fiduciary Funds	32
Statement of Changes in Fiduciary Net Position - Fiduciary Funds.....	33
Notes to the Basic Financial Statements.....	34 - 79
Required Supplementary Information:	
Schedule of the District’s Proportionate Share of the Net Pension Liability:	
School Employees Retirement System (SERS) of Ohio	81 - 82
State Teachers Retirement System (STRS) of Ohio	83 - 84
Schedule of District Pension Contributions:	
School Employees Retirement System (SERS) of Ohio	85 - 86
State Teachers Retirement System (STRS) of Ohio	87 - 88
Schedule of the District’s Proportionate Share of the Net OPEB Liability/Asset:	
School Employees Retirement System (SERS) of Ohio	89
State Teachers Retirement System (STRS) of Ohio	90
Schedule of District OPEB Contributions:	
School Employees Retirement System (SERS) of Ohio	91 - 92
State Teachers Retirement System (STRS) of Ohio	93 - 94
Notes to the Required Supplementary Information	95 - 99
Supplementary Information:	
Schedule of Expenditures of Federal Awards	100
Notes to the Schedule of Expenditures of Federal Awards 2 <i>CFR</i> 200.510(b)(6)	101
Independent Auditor’s Report on Internal Control Over Financial Reporting and on Compliance and Other Matters Based on an Audit of Financial Statements Performed in Accordance With <i>Government Auditing Standards</i>	102 - 103

**WYNFORD LOCAL SCHOOL DISTRICT
CRAWFORD COUNTY, OHIO**

TABLE OF CONTENTS

Independent Auditor's Report on Compliance for Each Major Federal Program and on Internal Control Over Compliance Required by the Uniform Guidance.....	104 - 106
Schedule of Findings 2 <i>CFR</i> § 200.515.....	107
Summary Schedule of Prior Audit Findings 2 <i>CFR</i> § 200.511(b).....	108

Independent Auditor's Report

Wynford Local School District
Crawford County
3288 Holmes Center Road
Bucyrus, Ohio 44820-9462

To the Members of the Board of Education:

Report on the Audit of the Financial Statements

Opinions

We have audited the accompanying financial statements of the governmental activities, each major fund, and the aggregate remaining fund information of the Wynford Local School District, Crawford County, Ohio, as of and for the fiscal year ended June 30, 2023, and the related notes to the financial statements, which collectively comprise the Wynford Local School District's basic financial statements as listed in the table of contents.

In our opinion, the financial statements referred to above present fairly, in all material respects, the respective financial position of the governmental activities, each major fund, and the aggregate remaining fund information of the Wynford Local School District, as of June 30, 2023, and the respective changes in financial position, and, where applicable, cash flows thereof and the budgetary comparison for the General Fund for the fiscal year then ended in accordance with accounting principles generally accepted in the United States of America.

Basis for Opinions

We conducted our audit in accordance with auditing standards generally accepted in the United States of America and the standards applicable to financial audits contained in *Government Auditing Standards*, issued by the Comptroller General of the United States. Our responsibilities under those standards are further described in the "Auditor's Responsibilities for the Audit of the Financial Statements" section of our report. We are required to be independent of the Wynford Local School District and to meet our other ethical responsibilities, in accordance with the relevant ethical requirements relating to our audit. We believe that the audit evidence we have obtained is sufficient and appropriate to provide a basis for our audit opinions.

Emphasis of Matter

As discussed in Note 3C to the financial statements, a fund balance restatement was necessary to properly state fund balances related to previously accrued expenditures and the fund(s) they were subsequently paid from. Our opinions are not modified with respect to this matter.

Responsibilities of Management for the Financial Statements

Management is responsible for the preparation and fair presentation of the financial statements in accordance with accounting principles generally accepted in the United States of America, and for the design, implementation, and maintenance of internal control relevant to the preparation and fair presentation of financial statements that are free from material misstatement, whether due to fraud or error.

In preparing the financial statements, management is required to evaluate whether there are conditions or events, considered in the aggregate, that raise substantial doubt about the Wynford Local School District's ability to continue as a going concern for twelve months beyond the financial statement date, including any currently known information that may raise substantial doubt shortly thereafter.

Auditor's Responsibilities for the Audit of the Financial Statements

Our objectives are to obtain reasonable assurance about whether the financial statements as a whole are free from material misstatement, whether due to fraud or error, and to issue an auditor's report that includes our opinions. Reasonable assurance is a high level of assurance but is not absolute assurance and therefore is not a guarantee that an audit conducted in accordance with generally accepted auditing standards and *Government Auditing Standards* will always detect a material misstatement when it exists. The risk of not detecting a material misstatement resulting from fraud is higher than for one resulting from error, as fraud may involve collusion, forgery, intentional omissions, misrepresentations, or the override of internal control. Misstatements are considered material if there is a substantial likelihood that, individually or in the aggregate, they would influence the judgment made by a reasonable user based on the financial statements.

In performing an audit in accordance with generally accepted auditing standards and *Government Auditing Standards*, we:

- Exercise professional judgment and maintain professional skepticism throughout the audit.
- Identify and assess the risks of material misstatement of the financial statements, whether due to fraud or error, and design and perform audit procedures responsive to those risks. Such procedures include examining, on a test basis, evidence regarding the amounts and disclosures in the financial statements.
- Obtain an understanding of internal control relevant to the audit in order to design audit procedures that are appropriate in the circumstances, but not for the purpose of expressing an opinion on the effectiveness of the Wynford Local School District's internal control. Accordingly, no such opinion is expressed.
- Evaluate the appropriateness of accounting policies used and the reasonableness of significant accounting estimates made by management, as well as evaluate the overall presentation of the financial statements.
- Conclude whether, in our judgment, there are conditions or events, considered in the aggregate, that raise substantial doubt about the Wynford Local School District's ability to continue as a going concern for a reasonable period of time.

We are required to communicate with those charged with governance regarding, among other matters, the planned scope and timing of the audit, significant audit findings, and certain internal control-related matters that we identified during the audit.

Required Supplementary Information

Accounting principles generally accepted in the United States of America require that the management's discussion and analysis, schedules of net pension and other postemployment benefit assets and liabilities and pension and other postemployment benefit contributions, listed in the table of contents be presented to supplement the basic financial statements. Such information is the responsibility of management and, although not a part of the basic financial statements, is required by the Governmental Accounting Standards Board who considers it to be an essential part of financial reporting for placing the basic financial statements in an appropriate operational, economic, or historical context. We have applied certain limited procedures to the required supplementary information in accordance with auditing standards generally accepted in the United States of America, which consisted of inquiries of management about the methods of preparing the information and comparing the information for consistency with management's responses to our inquiries, the basic financial statements, and other knowledge we obtained during our audit of the basic financial statements. We do not express an opinion or provide any assurance on the information because the limited procedures do not provide us with sufficient evidence to express an opinion or provide any assurance.

Supplementary Information

Our audit was conducted for the purpose of forming opinions on the financial statements that collectively comprise the Wynford Local School District's basic financial statements. The accompanying schedule of expenditures of federal awards, as required by Title 2 U.S. *Code of Federal Regulations* Part 200, *Uniform Administrative Requirements, Cost Principles, and Audit Requirements for Federal Awards*, is presented for purposes of additional analysis and is not a required part of the basic financial statements. Such information is the responsibility of management and was derived from and relates directly to the underlying accounting and other records used to prepare the basic financial statements. The information has been subjected to the auditing procedures applied in the audit of the basic financial statements and certain additional procedures, including comparing and reconciling such information directly to the underlying accounting and other records used to prepare the basic financial statements or to the basic financial statements themselves, and other additional procedures in accordance with auditing standards generally accepted in the United States of America. In our opinion, the schedule of expenditures of federal awards is fairly stated, in all material respects, in relation to the basic financial statements as a whole.

Other Reporting Required by Government Auditing Standards

In accordance with *Government Auditing Standards*, we have also issued our report dated December 8, 2023 on our consideration of the Wynford Local School District's internal control over financial reporting and on our tests of its compliance with certain provisions of laws, regulations, contracts, and grant agreements and other matters. The purpose of that report is solely to describe the scope of our testing of internal control over financial reporting and compliance and the results of that testing, and not to provide an opinion on the effectiveness of the Wynford Local School District's internal control over financial reporting or on compliance. That report is an integral part of an audit performed in accordance with *Government Auditing Standards* in considering the Wynford Local School District's internal control over financial reporting and compliance.



Julian & Grube, Inc.
December 8, 2023

**WYNFORD LOCAL SCHOOL DISTRICT
CRAWFORD COUNTY, OHIO**

**MANAGEMENT'S DISCUSSION AND ANALYSIS
FOR THE FISCAL YEAR ENDED JUNE 30, 2023**

The management's discussion and analysis of the Wynford Local School District's (the "District") financial performance provides an overall review of the District's financial activities for the fiscal year ended June 30, 2023. The intent of this discussion and analysis is to look at the District's financial performance as a whole; readers should also review the basic financial statements and the notes to the basic financial statements to enhance their understanding of the District's financial performance.

Financial Highlights

Key financial highlights for fiscal year 2023 are as follows:

- In total, net position of governmental activities increased \$524,538, which represents a 2.41% increase from fiscal year 2022's net position.
- General revenues accounted for \$15,020,030 in revenue or 84.95% of total revenues. Program specific revenues in the form of charges for services and sales, grants and contributions accounted for \$2,661,458 in revenue or 15.05% of total revenues of \$17,681,488.
- The District had \$17,156,950 in expenses related to governmental activities; \$2,661,458 of these expenses were offset by program specific charges for services, grants or contributions. General revenues supporting governmental activities (primarily taxes and unrestricted grants and entitlements) of \$15,020,030 were adequate to provide for these programs.
- The District's major governmental funds are the general fund, the bond retirement fund, the building fund, the classroom facilities fund, and the capital projects fund. The general fund had \$12,846,464 in revenues and \$13,940,505 in expenditures and other financing uses. During fiscal year 2023, the general fund's fund balance decreased \$1,094,041 from \$6,083,620 to \$4,989,579.
- The bond retirement fund had \$1,300,641 in revenues and \$1,329,922 in expenditures. During fiscal year 2023, the bond retirement fund's fund balance decreased \$29,281 from \$1,894,173 to \$1,864,892.
- The building fund had \$127,035 in revenues and \$93 in expenditures. During fiscal year 2023, the building fund's fund balance increased \$126,942 from a restated balance of \$2,697,014 to \$2,823,956.
- The classroom facilities fund had a deficit of \$1,611 in revenues due to decreases in investments and \$21,496 in expenditures. During fiscal year 2023, the classroom facilities fund's fund balance decreased \$23,107 from a restated deficit of \$2,019,795 to a deficit balance of \$2,042,902.
- The capital projects fund had \$558,393 in revenues and other financing sources and no expenditures. During fiscal year 2023, the capital projects fund's fund balance increased \$558,393 from \$2,368,432 to \$2,926,825.

Using the Basic Financial Statements (BFS)

This annual report consists of a series of financial statements and notes to those statements. These statements are organized so the reader can understand the District as a financial whole, an entire operating entity. The statements then proceed to provide an increasingly detailed look at specific financial activities.

The statement of net position and statement of activities provide information about the activities of the whole District, presenting both an aggregate view of the District's finances and a longer-term view of those finances. Fund financial statements provide the next level of detail. For governmental funds, these statements tell how services were financed in the short-term as well as what remains for future spending. The fund financial statements also look at the District's most significant funds with all other nonmajor funds presented in total in one column. In the case of the District, the general fund, bond retirement fund, building fund, classroom facilities fund, and the capital projects fund are by far the most significant funds, and the only governmental funds reported as major funds.

**WYNFORD LOCAL SCHOOL DISTRICT
CRAWFORD COUNTY, OHIO**

MANAGEMENT'S DISCUSSION AND ANALYSIS
FOR THE FISCAL YEAR ENDED JUNE 30, 2023

Reporting the District as a Whole

Statement of Net Position and the Statement of Activities

While this document contains the large number of funds used by the District to provide programs and activities, the view of the District as a whole looks at all financial transactions and asks the question, "How did the District do financially during fiscal year 2023?" The statement of net position and the statement of activities answer this question. These statements include all assets, deferred outflows of resources, liabilities, deferred inflows of resources, revenues and expenses using the accrual basis of accounting similar to the accounting used by most private-sector companies. This basis of accounting will take into account all of the current year's revenues and expenses regardless of when cash is received or paid.

These two statements report the District's net position and changes in net position. This change in net position is important because it tells the reader that, for the District as a whole, the financial position of the District has improved or diminished. The causes of this change may be the result of many factors, some financial, some not. Non-financial factors include the District's property tax base, current property tax laws in Ohio restricting revenue growth, facility conditions, required educational programs and other factors.

In the statement of net position and the statement of activities, the governmental activities include the District's programs and services, including instruction, support services, operation and maintenance of plant, pupil transportation, extracurricular activities, and food service operations.

Reporting the District's Most Significant Funds

Fund Financial Statements

The analysis of the District's major governmental funds begins on page 13. Fund financial reports provide detailed information about the District's major funds. The District uses many funds to account for a multitude of financial transactions. However, these fund financial statements focus on the District's most significant funds. The District's major governmental funds are the general fund, the bond retirement fund, the building fund, the classroom facilities fund, and the capital projects fund.

Governmental Funds

Most of the District's activities are reported in governmental funds, which focus on how money flows into and out of those funds and the balances left at year end available for spending in future periods. These funds are reported using an accounting method called modified accrual accounting, which measures cash and all other financial assets that can readily be converted to cash. The governmental fund financial statements provide a detailed short-term view of the District's general government operations and the basic services it provides. Governmental fund information helps you determine whether there are more or fewer financial resources that can be spent in the near future to finance educational programs. The relationship (or differences) between governmental activities (reported in the statement of net position and the statement of activities) and governmental funds is reconciled in the basic financial statements.

Proprietary Funds

The District maintains one proprietary fund, an internal service fund. Internal service funds are an accounting device used to accumulate and allocate costs internally among the District's various functions. The District's internal service fund accounts for a medical/hospitalization, prescription drug, and dental self-insurance program.

**WYNFORD LOCAL SCHOOL DISTRICT
CRAWFORD COUNTY, OHIO**

**MANAGEMENT'S DISCUSSION AND ANALYSIS
FOR THE FISCAL YEAR ENDED JUNE 30, 2023**

Reporting the District's Fiduciary Responsibilities

The District is the trustee, or fiduciary, for its scholarship programs. This activity is presented as a private-purpose trust fund. The District also acts in a trustee capacity as an agent for individuals. This activity is reported in a custodial fund. All of the District's fiduciary activities are reported in separate statements of fiduciary net position and changes in fiduciary net position. These activities are excluded from the District's other financial statements because the assets cannot be utilized by the District to finance its operations.

Notes to the Basic Financial Statements

The notes provide additional information that is essential to a full understanding of the data provided in the government-wide and fund financial statements.

Required Supplementary Information

In addition to the basic financial statements and accompanying notes, this report also presents certain required supplementary information concerning the District's net pension liability and net OPEB liability/asset.

The District as a Whole

The statement of net position provides the perspective of the District as a whole.

The table below provides a summary of the District's net position at June 30, 2023 and June 30, 2022.

**WYNFORD LOCAL SCHOOL DISTRICT
CRAWFORD COUNTY, OHIO**

MANAGEMENT'S DISCUSSION AND ANALYSIS
FOR THE FISCAL YEAR ENDED JUNE 30, 2023

Net Position

	Governmental Activities 2023	Governmental Activities 2022
<u>Assets</u>		
Current assets	\$ 23,314,877	\$ 25,062,246
Net OPEB asset	1,187,134	909,040
Capital assets, net	35,539,127	36,455,018
Total assets	60,041,138	62,426,304
<u>Deferred Outflows of Resources</u>	3,837,554	3,312,230
<u>Liabilities</u>		
Current liabilities	2,006,990	4,693,546
Long-term liabilities:		
Due within one year	778,555	802,692
Due in more than one year:		
Net pension liability	12,386,625	6,908,657
Net OPEB liability	579,842	736,424
Other amounts	18,260,208	18,864,994
Total liabilities	34,012,220	32,006,313
<u>Deferred Inflows of Resources</u>	7,544,539	11,934,826
<u>Net Position</u>		
Net investment in capital assets	17,406,553	15,648,267
Restricted	6,264,014	6,732,708
Unrestricted (deficit)	(1,348,634)	(583,580)
Total net position	\$ 22,321,933	\$ 21,797,395

The net pension liability is reported pursuant to Governmental Accounting Standards Board (GASB) Statement 68, "Accounting and Financial Reporting for Pensions—an Amendment of GASB Statement 27." The net other postemployment benefits (OPEB) liability/asset is reported pursuant to GASB Statement 75, "Accounting and Financial Reporting for Postemployment Benefits Other Than Pensions." For reasons discussed below, many end users of this financial statement will gain a clearer understanding of the District's actual financial condition by adding deferred inflows related to pension and OPEB, the net pension liability, and the net OPEB liability to the reported net position and subtracting deferred outflows related to pension and OPEB and the net OPEB asset.

GASB standards are national and apply to all government financial reports prepared in accordance with generally accepted accounting principles. Prior accounting for pensions (GASB 27) and postemployment benefits (GASB 45) focused on a funding approach. This approach limited pension and OPEB costs to contributions annually required by law, which may or may not be sufficient to fully fund each plan's *net pension liability* or *net OPEB liability*. GASB 68 and GASB 75 take an earnings approach to pension and OPEB accounting; however, the nature of Ohio's statewide pension/OPEB plans and state law governing those systems requires additional explanation in order to properly understand the information presented in these statements.

GASB 68 and GASB 75 require the net pension liability and the net OPEB liability/asset to equal the District's proportionate share of each plan's collective:

1. Present value of estimated future pension/OPEB benefits attributable to active and inactive employees' past service.
2. Minus plan assets available to pay these benefits.

**WYNFORD LOCAL SCHOOL DISTRICT
CRAWFORD COUNTY, OHIO**

**MANAGEMENT’S DISCUSSION AND ANALYSIS
FOR THE FISCAL YEAR ENDED JUNE 30, 2023**

GASB notes that pension and OPEB obligations, whether funded or unfunded, are part of the “employment exchange” – that is, the employee is trading his or her labor in exchange for wages, benefits, and the promise of a future pension and other postemployment benefits. GASB noted that the unfunded portion of this promise is a present obligation of the government, part of a bargained-for benefit to the employee, and should accordingly be reported by the government as a liability since they received the benefit of the exchange. However, the District is not responsible for certain key factors affecting the balance of these liabilities. In Ohio, the employee shares the obligation of funding pension benefits with the employer. Both employer and employee contribution rates are capped by State statute. A change in these caps requires action of both Houses of the General Assembly and approval of the Governor. Benefit provisions are also determined by State statute. The Ohio Revised Code permits, but does not require, the retirement systems to provide healthcare to eligible benefit recipients. The retirement systems may allocate a portion of the employer contributions to provide for these OPEB benefits.

The employee enters the employment exchange with the knowledge that the employer’s promise is limited not by contract but by law. The employer enters the exchange also knowing that there is a specific, legal limit to its contribution to the retirement system. In Ohio, there is no legal means to enforce the unfunded liability of the pension/OPEB plan *as against the public employer*. State law operates to mitigate/lessen the moral obligation of the public employer to the employee, because all parties enter the employment exchange with notice as to the law. The retirement system is responsible for the administration of the pension and OPEB plans.

Most long-term liabilities have set repayment schedules or, in the case of compensated absences (i.e. sick and vacation leave), are satisfied through paid time-off or termination payments. There is no repayment schedule for the net pension liability or the net OPEB liability. As explained above, changes in benefits, contribution rates, and return on investments affect the balance of these liabilities but are outside the control of the local government. In the event that contributions, investment returns, and other changes are insufficient to keep up with required payments, State statute does not assign/identify the responsible party for the unfunded portion. Due to the unique nature of how the net pension liability and the net OPEB liability are satisfied, these liabilities are separately identified within the long-term liability section of the statement of net position.

In accordance with GASB 68 and GASB 75, the District’s statements prepared on an accrual basis of accounting include an annual pension expense and an annual OPEB expense for their proportionate share of each plan’s *change* in net pension liability and net OPEB liability/asset, respectively, not accounted for as deferred inflows/outflows.

Over time, net position can serve as a useful indicator of a government’s financial position. At June 30, 2023, the District’s assets plus deferred outflows of resources exceeded liabilities plus deferred inflows of resources by \$22,321,933. Of this total, \$6,264,014 is restricted in use.

The District’s current assets decreased \$1,747,369 primarily due to the District continuing its building project.

Deferred outflows related to pension increased primarily due to changes in assumptions by the State Teachers Retirement System (STRS). See Note 11 for more detail.

Total assets include a net OPEB asset reported by STRS. See Note 12 for more detail.

At fiscal year end, capital assets represented 59.19% of total assets. Capital assets include land, construction in progress, land improvements, buildings and improvements, furniture and equipment, vehicles, and intangible right to use assets. The District’s net investment in capital assets at June 30, 2023 was \$17,406,553. These capital assets are used to provide services to the students and are not available for future spending. Although the District’s investment in capital assets is reported net of related debt, it should be noted that the resources to repay the debt must be provided from other sources, since capital assets may not be used to liquidate these liabilities.

**WYNFORD LOCAL SCHOOL DISTRICT
CRAWFORD COUNTY, OHIO**

**MANAGEMENT’S DISCUSSION AND ANALYSIS
FOR THE FISCAL YEAR ENDED JUNE 30, 2023**

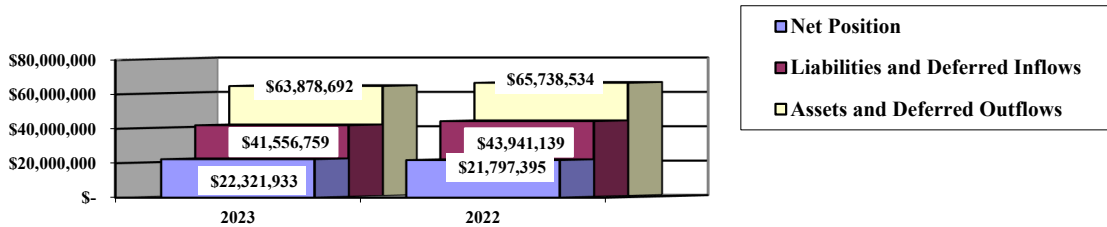
Long-term liabilities increased primarily due to an increase in the net pension liability. This liability is outside of the control of the District. The District contributes its statutorily required contributions to the pension systems; however, it’s the pension systems that collect, hold and distribute pensions and OPEB to District employees, not the District.

The net pension liability increased \$5,477,968 or 79.29% and deferred inflows of resources related to pension decreased \$4,633,194 or 78.49%. These changes were the result of changes at the pension system level for the State Teachers Retirement System (STRS) and the School Employees Retirement System (SERS). Primarily, net investment income on investments at both pension systems were negative for the fiscal year 2022 measurement date that are used for the fiscal year 2023 reporting. This caused a large decrease in their respective fiduciary net positions which was a drastic change from the previous fiscal year’s large positive investment returns.

A portion of the District’s net position, \$6,264,014, represents resources that are subject to external restriction on how they may be used. The remaining balance of unrestricted net position is a deficit of \$1,348,634.

The graph below illustrates the District’s assets, deferred outflows of resources, liabilities, deferred inflows of resources, and net position at June 30, 2023 and June 30, 2022.

Governmental Activities



**WYNFORD LOCAL SCHOOL DISTRICT
CRAWFORD COUNTY, OHIO**

MANAGEMENT'S DISCUSSION AND ANALYSIS
FOR THE FISCAL YEAR ENDED JUNE 30, 2023

The table below shows the changes in net position for governmental activities for fiscal years 2023 and 2022.

	Change in Net Position	
	Governmental Activities 2023	Governmental Activities 2022
	<u>2023</u>	<u>2022</u>
<u>Revenues</u>		
Program revenues:		
Charges for services and sales	\$ 758,821	\$ 588,846
Operating grants and contributions	1,857,637	4,279,649
Capital grants and contributions	45,000	-
General revenues:		
Property taxes	7,593,467	7,677,189
Grants and entitlements	7,138,279	7,031,435
Investment earnings	239,657	114,713
Increase/(decrease) in fair value of investments	(1,611)	60
Miscellaneous	<u>50,238</u>	<u>57,380</u>
Total revenues	<u>17,681,488</u>	<u>19,749,272</u>
Program expenses:		
Instruction:		
Regular	\$ 6,435,652	\$ 5,481,060
Special	3,053,225	2,419,862
Vocational	8,531	7,388
Other	70,613	22,448
Support services:		
Pupil	758,150	697,438
Instructional staff	293,818	261,961
Board of education	23,184	16,606
Administration	1,430,678	1,204,939
Fiscal	583,907	501,378
Business	18,341	24,022
Operations and maintenance	1,167,971	1,032,983
Pupil transportation	1,216,417	816,626
Central	200,781	172,954
Operation of non-instructional services:		
Food service operations	627,240	672,340
Other non-instructional services	842	1,309
Extracurricular activities	579,910	514,216
Interest and fiscal charges	<u>687,690</u>	<u>703,453</u>
Total expenses	<u>17,156,950</u>	<u>14,550,983</u>
Change in net position	524,538	5,198,289
Net position at beginning of year	<u>21,797,395</u>	<u>16,599,106</u>
Net position at end of year	<u>\$ 22,321,933</u>	<u>\$ 21,797,395</u>

**WYNFORD LOCAL SCHOOL DISTRICT
CRAWFORD COUNTY, OHIO**

**MANAGEMENT’S DISCUSSION AND ANALYSIS
FOR THE FISCAL YEAR ENDED JUNE 30, 2023**

Governmental Activities

Net position of the District’s governmental activities increased \$524,538. Total governmental expenses of \$17,156,950 were offset by program revenues of \$2,661,458 and general revenues of \$15,020,030. Program revenues supported 15.51% of total governmental expenses.

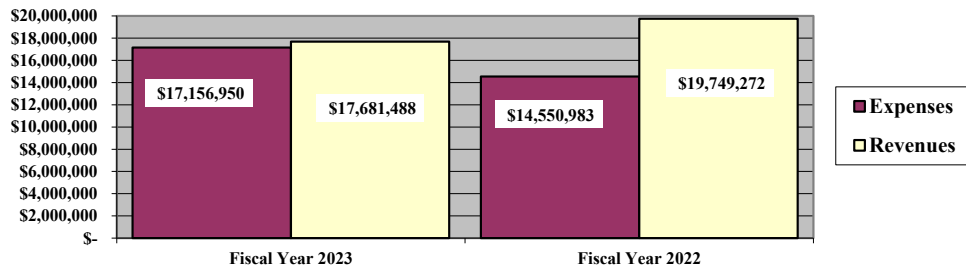
The primary sources of revenue for governmental activities are derived from property taxes, and grants and entitlements. These revenue sources represent 83.32% of total governmental revenue. Grants and entitlements (general revenue) increased from the prior fiscal year due to increased funding in the form of foundation payments from the State of Ohio. Grant and entitlement revenue consists primarily of funding from the State of Ohio primarily in the form of Foundation payments. Property taxes increased due to increased collections.

Overall, expenses of the governmental activities increased \$2,605,967 or 17.91%. This increase is primarily the result of an increase in pension expense. Pension expense increase approximately \$1,498,165. This increase was the result of an increase in expenses incurred at the pension system level for the State Teachers Retirement System (STRS) and the School Employees Retirement System (SERS) due to a decrease in net investment income on investments compared to previous years.

The largest expense of the District is for instructional programs. Instruction expenses totaled \$9,568,021 or 55.77% of total governmental expenses for fiscal year 2023.

The graph below presents the District’s governmental activities revenues and expenses for fiscal years 2023 and 2022.

Governmental Activities - Revenues and Expense



**WYNFORD LOCAL SCHOOL DISTRICT
CRAWFORD COUNTY, OHIO**

**MANAGEMENT'S DISCUSSION AND ANALYSIS
FOR THE FISCAL YEAR ENDED JUNE 30, 2023**

The statement of activities shows the cost of program services and the charges for services and grants offsetting those services. The following table shows, for governmental activities, the total cost of services and the net cost of services for fiscal years 2023 and 2022. That is, it identifies the cost of these services supported by tax revenue, unrestricted State grants and entitlements, and other general revenues.

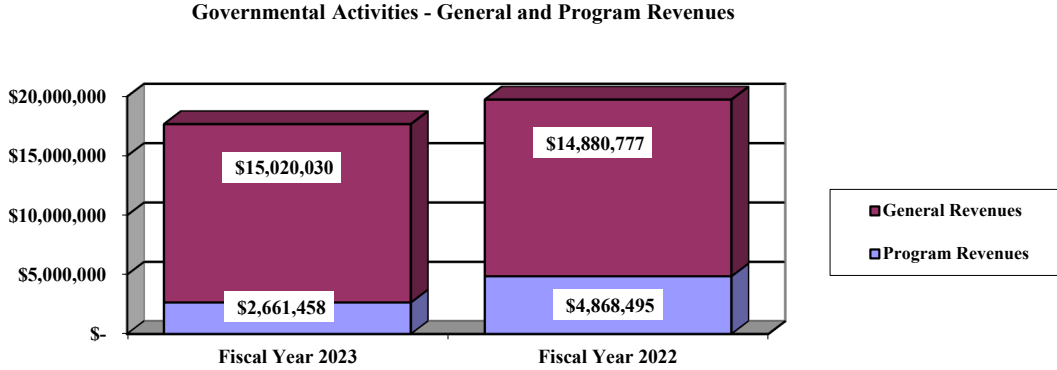
	Governmental Activities			
	Total Cost of Services	Net Cost of Services	Total Cost of Services	Net Cost of Services
	<u>2023</u>	<u>2023</u>	<u>2022</u>	<u>2022</u>
Program expenses				
Instruction:				
Regular	\$ 6,435,652	\$ 6,229,779	\$ 5,481,060	\$ 4,806,954
Special	3,053,225	1,819,543	2,419,862	275,904
Vocational	8,531	6,972	7,388	6,826
Other	70,613	35,880	22,448	(143,458)
Support services:				
Pupil	758,150	464,378	697,438	(87,620)
Instructional staff	293,818	293,818	261,961	215,387
Board of education	23,184	23,184	16,606	16,606
Administration	1,430,678	1,430,678	1,204,939	1,204,939
Fiscal	583,907	583,907	501,378	501,378
Business	18,341	18,341	24,022	24,022
Operations and maintenance	1,167,971	1,167,921	1,032,983	959,857
Pupil transportation	1,216,417	1,165,679	816,626	774,352
Central	200,781	195,381	172,954	167,554
Operation of non-instructional services:				
Food service operations	627,240	(5,266)	672,340	(94,449)
Other non-instructional services	842	759	1,309	678
Extracurricular activities	579,910	376,848	514,216	350,105
Interest and fiscal charges	687,690	687,690	703,453	703,453
Total expenses	<u>\$ 17,156,950</u>	<u>\$ 14,495,492</u>	<u>\$ 14,550,983</u>	<u>\$ 9,682,488</u>

The dependence upon taxes and other general revenues for governmental activities is apparent, as 84.58% of instruction activities are supported through taxes and other general revenues. For all governmental activities, general revenue support is 84.49%. The District's taxpayers and unrestricted grants and entitlements from the State are the primary support for the District's students.

**WYNFORD LOCAL SCHOOL DISTRICT
CRAWFORD COUNTY, OHIO**

MANAGEMENT'S DISCUSSION AND ANALYSIS
FOR THE FISCAL YEAR ENDED JUNE 30, 2023

The graph below presents the District's governmental activities revenue for fiscal years 2023 and 2022.



The District's Funds

The District's governmental funds reported a combined fund balance of \$11,727,337, which is less than last year's total balance of \$12,028,623. The table below indicates the fund balance and the total change in fund balance as of June 30, 2023 and June 30, 2022.

	Fund Balance June 30, 2023	Restated Fund Balance June 30, 2022	Increase	Percentage Change
General	\$ 4,989,579	\$ 6,083,620	\$ (1,094,041)	(17.98) %
Bond retirement	1,864,892	1,894,173	(29,281)	(1.55) %
Building	2,823,956	2,697,014	126,942	4.71 %
Classroom facilities	(2,042,902)	(2,019,795)	(23,107)	(1.14) %
Capital projects	2,926,825	2,368,432	558,393	23.58 %
Nonmajor governmental	1,164,987	1,005,179	159,808	15.90 %
Total	\$ 11,727,337	\$ 12,028,623	\$ (301,286)	(2.50) %

General Fund

The District's general fund balance decreased \$1,094,041. The table below illustrates general fund revenues.

	2023 Amount	2022 Amount	Increase/ (Decrease)	Percentage Change
Revenues				
Taxes	\$ 4,574,216	\$ 4,364,559	\$ 209,657	4.80 %
Tuition and fees	332,485	349,946	(17,461)	(4.99) %
Earnings on investments	112,565	106,365	6,200	5.83 %
Intergovernmental	7,771,760	7,736,400	35,360	0.46 %
Other revenues	55,438	62,405	(6,967)	(11.16) %
Total	\$ 12,846,464	\$ 12,619,675	\$ 226,789	1.80 %

**WYNFORD LOCAL SCHOOL DISTRICT
CRAWFORD COUNTY, OHIO**

MANAGEMENT'S DISCUSSION AND ANALYSIS
FOR THE FISCAL YEAR ENDED JUNE 30, 2023

Revenues of the general fund increased \$226,789 or 1.80%. Property tax revenue increased due to fluctuations in the amounts collected and available as advance at year-end. These amounts can vary depending upon when tax bills are sent. All other revenues remained comparable to the prior fiscal year or the dollar amount was insignificant overall.

The table below illustrates general fund expenses.

	<u>2023</u> <u>Amount</u>	<u>2022</u> <u>Amount</u>	<u>Increase/</u> <u>(Decrease)</u>	<u>Percentage</u> <u>Change</u>
<u>Expenditures</u>				
Instruction	\$ 8,318,862	\$ 7,558,486	\$ 760,376	10.06 %
Support services	5,110,460	4,497,602	612,858	13.63 %
Other non-instructional services	750	750	-	- %
Extracurricular activities	337,956	326,195	11,761	3.61 %
Facilities acquisition and construction	76,071	111,623	(35,552)	(31.85) %
Debt service	<u>90,949</u>	<u>92,972</u>	<u>(2,023)</u>	<u>(2.18) %</u>
Total	<u>\$ 13,935,048</u>	<u>\$ 12,587,628</u>	<u>\$ 1,347,420</u>	<u>10.70 %</u>

Expenditures of the general fund increased \$1,347,420 or 10.70%. Instruction expenditures increased 10.06% mainly due to an increase in special instruction for costs associated with special needs classes. Support services increased due to increased operations and maintenance due to more repairs and pupil transportation expenditures due to the District purchasing a new bus. All other expenditures remained comparable to the prior fiscal year or the dollar amount was insignificant overall.

Bond Retirement Fund

The bond retirement fund had \$1,300,641 in revenues and \$1,329,922 in expenditures. During fiscal year 2023, the bond retirement fund's fund balance decreased \$29,281 from \$1,894,173 to \$1,864,892.

Building Fund

The building fund had \$127,035 in revenues and \$93 in expenditures. During fiscal year 2023, the building fund's fund balance increased \$126,942 from a restated balance of \$2,697,014 to \$2,823,956.

Classroom facilities Fund

The classroom facilities fund had a deficit of \$1,611 in revenues due to decreases in investments and \$21,496 in expenditures. During fiscal year 2023, the classroom facilities fund's fund balance decreased \$23,107 from a restated deficit of \$2,019,795 to a deficit balance of \$2,042,902.

Capital Projects Fund

The capital projects fund had \$558,393 in revenues and other financing sources and no expenditures. During fiscal year 2023, the capital projects fund's fund balance increased \$558,393 from \$2,368,432 to \$2,926,825.

General Fund Budgeting Highlights

The District's budget is prepared according to Ohio law and is based on accounting for certain transactions on a basis of cash receipts, disbursements and encumbrances. The most significant budgeted fund is the general fund.

During the course of fiscal year 2023, the District amended its general fund budget multiple times. For the general fund, original budgeted revenues and other financing sources were \$12,593,102 and final budgeted revenues and other financing sources were \$13,058,899. Actual revenues and other financing sources for fiscal year 2023 were \$13,054,159. This represents a \$4,740 decrease from final budgeted amounts.

**WYNFORD LOCAL SCHOOL DISTRICT
CRAWFORD COUNTY, OHIO**

MANAGEMENT'S DISCUSSION AND ANALYSIS
FOR THE FISCAL YEAR ENDED JUNE 30, 2023

General fund original appropriations (appropriated expenditures including other financing uses) totaled \$14,114,880 and final budgeted amounts totaled \$14,709,851. The actual budget basis expenditures and other financing uses for fiscal year 2023 totaled \$14,590,467, which was \$119,384 less than the final budgeted amounts.

Capital Assets and Debt Administration

Capital Assets

At the end of fiscal year 2023, the District had \$35,539,127 invested in land, construction in progress, land improvements, buildings and improvements, furniture and equipment, vehicles, and intangible right to use assets. This entire amount is reported in governmental activities.

The following table shows June 30, 2023 balances compared to June 30, 2022 balances. The capital assets at June 30, 2022 have been restated as described in Note 3.

**Capital Assets at June 30
(Net of Depreciation)**

	Governmental Activities	
	2023	2022
Land	\$ 230,237	\$ 230,237
Construction in progress	2,025,038	2,003,542
Land improvements	276,053	304,461
Buildings and improvements	30,316,918	30,980,146
Furniture and equipment	2,112,917	2,331,358
Vehicles	566,151	581,646
Intangible right to use:		
Leased equipment	11,813	23,628
Total	\$ 35,539,127	\$ 36,455,018

The overall decrease in capital assets of \$915,891 is due to depreciation/amortization expense of \$1,202,894 and net disposals of \$25,838 exceeding capital outlays of \$312,841.

See Note 8 to the basic financial statements for additional information on the District's capital assets.

Debt Administration

At June 30, 2023, the District had \$16,745,000 in series 2018 general obligation bonds, \$625,000 in series 2018 refunding general obligation bonds, \$386,532 in Series 2016 Energy Conservation Notes, and \$17,220 in lease payable obligations. Of this total, \$707,229 is due within one year and \$17,066,523 is due in more than one year. The table on the following page summarizes the bonds, notes, and lease payable obligations outstanding at June 30, 2023 and June 30, 2022.

**WYNFORD LOCAL SCHOOL DISTRICT
CRAWFORD COUNTY, OHIO**

MANAGEMENT'S DISCUSSION AND ANALYSIS
FOR THE FISCAL YEAR ENDED JUNE 30, 2023

Outstanding Debt, at Year End

	Governmental Activities 2023	Governmental Activities 2022
General obligation bonds - series 2018	\$ 16,745,000	\$ 16,750,000
Refunding bonds - series 2018	625,000	1,225,000
Energy Conservation Note	386,532	450,955
Lease payable	17,220	29,404
Total	\$ 17,773,752	\$ 18,455,359

See Note 9 to the basic financial statements for additional information on the District's debt administration.

Current Financial Related Activities

Consistent with many school districts in Ohio, the District is forced to face the difficult challenges of maintaining the highest standards of service to the students and the community, while striving to remain financially solvent. A new State of Ohio biennium budget was effective on July 1, 2019, that initially resulted in consistent funding through June 30, 2021. However, effective March 16, 2020, Governor Mike DeWine mandated school closure due to COVID-19 and students and teachers utilized technology to attend school virtually. That closure was in effect through the end of the 2019-20 school year and many businesses were forced to shut down as well as many Ohioans were furloughed or laid off which caused a shortage in State of Ohio income via income tax revenue. As a result, the State of Ohio granted school funding cuts in FY 2020 which equaled approximately \$200,000 for Wynford Local School District. That cut was restored for FY 2021 with no increase in State funding over the next five years with the passage of HB110 that includes a new funding model referred to as the "Fair School Funding Plan". It should be noted that the District received a new restricted funding source, "Student Wellness and Success Funds" in Fiscal Years 2020 and 2021 as well as additional one-time Federal Grants of \$349,000 in FY 2021 and \$2,628,000 in FY 2022 related to the Elementary and Secondary School Emergency Relief funding which was used to offset costs related to the shortcomings aligned with the COVID-19 pandemic for enhancing students' educational and safety well-being. The District plans to continue to monitor how any new funding model's calculations, changes in the State's biennium budget, rising expenses in health care, purchased services, and supplies and corresponding decisions on school funding affect the District's budget.

As of July 31, 2023, the District's five-year forecast shows a positive carryover to the subsequent year at the end of fiscal years 2024 through 2026. Although the current forecast displays a favorable outlook in each of those years, the District will continue to make adjustments, closely monitor the annual results of the partially self-insured Health Savings Account plan for its medical and prescription insurance, maintain careful spending, and identify ways to further trim expenditures that will continue to ensure elimination of potential negative margins in future years. It should be noted that the passage of a \$350,000 emergency level renewal and a 6.9 mill operating levy renewal in May 2021, was essential to continuing the positive carryover balances in fiscal years 2022 and beyond. The consistent voter approval of both renewal levies exemplifies the support of the District's community to maintain expenditures to provide a quality education to the students. The community provided additional support in November 2017, when the voters approved a bond levy for construction of a new building for grades six through twelve that opened in September 2020. In addition, the bond levy provided funding for renovations at the Wynford Elementary building for such items as technology and replacement of windows, doors, and the chillers for the building; that portion of the campus improvement project is expected to be completed by December, 2023. The Board of Education will continue to monitor the projections included in the five year forecast and make decisions accordingly, including attempting to identify additional cost savings with the administration and staff's assistance.

**WYNFORD LOCAL SCHOOL DISTRICT
CRAWFORD COUNTY, OHIO**

**MANAGEMENT'S DISCUSSION AND ANALYSIS
FOR THE FISCAL YEAR ENDED JUNE 30, 2023**

The District continues to face many challenges in the future and stabilizing the District's finances is critical to continuing its academic excellence. The District's community takes pride in its schools and values the education its students receive. The Board of Education, along with the administration and staff, is committed to working with the community in order to maintain their support and to continue operating a safe, effective, and efficient school system.

Contacting the District's Financial Management

This financial report is designed to provide our citizens, taxpayers, and investors and creditors with a general overview of the District's finances and to show the District's accountability for the money it receives. If you have questions about this report or need additional financial information contact Ms. Leesa Smith, Treasurer, Wynford Local School District, 3288 Holmes Center Road, Bucyrus, Ohio 44820-9462.

**WYNFORD LOCAL SCHOOL DISTRICT
CRAWFORD COUNTY, OHIO**

STATEMENT OF NET POSITION
JUNE 30, 2023

	Governmental Activities
Assets:	
Equity in pooled cash and investments	\$ 11,843,463
Receivables:	
Property taxes	10,723,540
Accounts	256,132
Intergovernmental	413,058
Prepayments	78,684
Net OPEB asset	1,187,134
Capital assets:	
Nondepreciable capital assets	2,255,275
Depreciable capital assets, net	33,283,852
Capital assets, net	35,539,127
Total assets	60,041,138
Deferred outflows of resources:	
Unamortized deferred charges on debt refunding	4,458
Pension	3,424,194
OPEB	319,535
Asset retirement obligation	89,367
Total deferred outflows of resources	3,837,554
Liabilities:	
Accounts payable	234,298
Retainage payable	29,928
Accrued wages and benefits payable	1,133,577
Intergovernmental payable	51,648
Pension and postemployment benefits payable	204,167
Accrued interest payable	117,740
Unearned revenue	15,632
Claims payable	220,000
Long-term liabilities:	
Due within one year	778,555
Due in more than one year:	
Net pension liability	12,386,625
Net OPEB liability	579,842
Other amounts due in more than one year	18,260,208
Total liabilities	34,012,220
Deferred inflows of resources:	
Property taxes levied for the next fiscal year	4,609,079
Pension	1,269,350
OPEB	1,666,110
Total deferred inflows of resources	7,544,539
Net position:	
Net investment in capital assets	17,406,553
Restricted for:	
Capital projects	2,853,884
OPEB	246,244
Classroom facilities maintenance	527,238
Debt service	2,234,629
State funded programs	1,213
Federally funded programs	14
Food service operations	226,236
Student activities	158,494
Other purposes	16,062
Unrestricted (deficit)	(1,348,634)
Total net position	\$ 22,321,933

SEE ACCOMPANYING NOTES TO THE BASIC FINANCIAL STATEMENTS

**WYNFORD LOCAL SCHOOL DISTRICT
CRAWFORD COUNTY, OHIO**

STATEMENT OF ACTIVITIES
FOR THE FISCAL YEAR ENDED JUNE 30, 2023

	Expenses	Program Revenues			Net (Expense)
		Charges for Services and Sales	Operating Grants and Contributions	Capital Grants and Contributions	Revenue and Changes in Net Position Governmental Activities
Governmental activities:					
Instruction:					
Regular	\$ 6,435,652	\$ 103,449	\$ 102,424	\$ -	\$ (6,229,779)
Special	3,053,225	232,868	1,000,814	-	(1,819,543)
Vocational	8,531	-	1,559	-	(6,972)
Other	70,613	-	34,733	-	(35,880)
Support services:					
Pupil	758,150	-	293,772	-	(464,378)
Instructional staff	293,818	-	-	-	(293,818)
Board of education	23,184	-	-	-	(23,184)
Administration	1,430,678	-	-	-	(1,430,678)
Fiscal	583,907	-	-	-	(583,907)
Business	18,341	-	-	-	(18,341)
Operations and maintenance	1,167,971	50	-	-	(1,167,921)
Pupil transportation	1,216,417	-	5,738	45,000	(1,165,679)
Central	200,781	-	5,400	-	(195,381)
Operation of non-instructional services:					
Food service operations	627,240	220,277	412,229	-	5,266
Other non-instructional services	842	-	83	-	(759)
Extracurricular activities	579,910	202,177	885	-	(376,848)
Interest and fiscal charges	687,690	-	-	-	(687,690)
Totals	\$ 17,156,950	\$ 758,821	\$ 1,857,637	\$ 45,000	(14,495,492)
General revenues:					
Property taxes levied for:					
General purposes					5,570,446
Debt service					1,254,838
Capital outlay					660,560
Classroom facilities maintenance					107,623
Grants and entitlements not restricted to specific programs					7,138,279
Investment earnings					239,657
(Decrease) in fair value on investments					(1,611)
Miscellaneous					50,238
Total general revenues					<u>15,020,030</u>
Change in net position					524,538
Net position at beginning of year					<u>21,797,395</u>
Net position at end of year					<u>\$ 22,321,933</u>

SEE ACCOMPANYING NOTES TO THE BASIC FINANCIAL STATEMENTS

THIS PAGE IS INTENTIONALLY LEFT BLANK

**WYNFORD LOCAL SCHOOL DISTRICT
CRAWFORD COUNTY, OHIO**

BALANCE SHEET
GOVERNMENTAL FUNDS
JUNE 30, 2023

	<u>General</u>	<u>Bond Retirement</u>	<u>Building</u>	<u>Classroom Facilities</u>
Assets:				
Equity in pooled cash and investments	\$ 4,981,150	\$ 1,527,483	\$ 289,295	\$ 521,779
Receivables:				
Property taxes	8,214,749	1,686,547	-	-
Accounts	46,017	-	-	-
Interfund loans	492	-	2,543,185	-
Intergovernmental	-	-	-	348,485
Prepayments	39,966	-	-	-
Total assets	<u>\$ 13,282,374</u>	<u>\$ 3,214,030</u>	<u>\$ 2,832,480</u>	<u>\$ 870,264</u>
Liabilities:				
Accounts payable	\$ 226,550	\$ -	\$ -	\$ -
Retainage payable	-	-	8,432	21,496
Accrued wages and benefits payable	1,069,401	-	-	-
Compensated absences payable	8,388	-	-	-
Intergovernmental payable	50,717	-	-	-
Pension and postemployment benefits payable	200,915	-	-	-
Interfund loans payable	-	-	92	2,543,185
Unearned revenue	-	-	-	-
Total liabilities	<u>1,555,971</u>	<u>-</u>	<u>8,524</u>	<u>2,564,681</u>
Deferred inflows of resources:				
Property taxes levied for the next fiscal year	3,057,171	861,661	-	-
Delinquent property tax revenue not available	3,639,818	487,477	-	-
Intergovernmental revenue not available	-	-	-	348,485
Miscellaneous revenue not available	980	-	-	-
Classroom materials and fees revenue not available	38,855	-	-	-
Total deferred inflows of resources	<u>6,736,824</u>	<u>1,349,138</u>	<u>-</u>	<u>348,485</u>
Fund balances:				
Nonspendable:				
Prepays	39,966	-	-	-
Restricted:				
Debt service	-	1,864,892	-	-
Capital improvements	-	-	2,823,956	-
Classroom facilities maintenance	-	-	-	-
Food service operations	-	-	-	-
State funded programs	-	-	-	-
Federally funded programs	-	-	-	-
Extracurricular	-	-	-	-
Other local grants	-	-	-	-
Committed:				
Capital improvements	-	-	-	-
Assigned:				
Student instruction	170,594	-	-	-
Student and staff support	252,710	-	-	-
Facilities acquisition and construction	18,100	-	-	-
Subsequent year's appropriations	1,963,548	-	-	-
Unassigned (deficit)	<u>2,544,661</u>	<u>-</u>	<u>-</u>	<u>(2,042,902)</u>
Total fund balances	<u>4,989,579</u>	<u>1,864,892</u>	<u>2,823,956</u>	<u>(2,042,902)</u>
Total liabilities, deferred inflows and fund balances	<u>\$ 13,282,374</u>	<u>\$ 3,214,030</u>	<u>\$ 2,832,480</u>	<u>\$ 870,264</u>

SEE ACCOMPANYING NOTES TO THE BASIC FINANCIAL STATEMENTS

Capital Projects	Nonmajor Governmental Funds	Total Governmental Funds
\$ 2,926,825	\$ 1,166,471	\$ 11,413,003
550,000	272,244	10,723,540
-	800	46,817
-	-	2,543,677
-	64,573	413,058
-	1,899	41,865
<u>\$ 3,476,825</u>	<u>\$ 1,505,987</u>	<u>\$ 25,181,960</u>
\$ -	\$ 7,748	\$ 234,298
-	-	29,928
-	64,176	1,133,577
-	-	8,388
-	931	51,648
-	3,252	204,167
-	400	2,543,677
-	15,632	15,632
-	92,139	4,221,315
550,000	140,247	4,609,079
-	78,891	4,206,186
-	28,923	377,408
-	800	1,780
-	-	38,855
<u>550,000</u>	<u>248,861</u>	<u>9,233,308</u>
-	1,899	41,865
-	-	1,864,892
-	-	2,823,956
-	487,793	487,793
-	224,722	224,722
-	1,213	1,213
-	14	14
-	157,309	157,309
-	16,062	16,062
2,926,825	304,898	3,231,723
-	-	170,594
-	-	252,710
-	-	18,100
-	-	1,963,548
-	(28,923)	472,836
<u>2,926,825</u>	<u>1,164,987</u>	<u>11,727,337</u>
<u>\$ 3,476,825</u>	<u>\$ 1,505,987</u>	<u>\$ 25,181,960</u>

**WYNFORD LOCAL SCHOOL DISTRICT
CRAWFORD COUNTY, OHIO**

RECONCILIATION OF TOTAL GOVERNMENTAL FUND BALANCES TO
NET POSITION OF GOVERNMENTAL ACTIVITIES
JUNE 30, 2023

Total governmental fund balances		\$	11,727,337
<i>Amounts reported for governmental activities on the statement of net position are different because:</i>			
Capital assets used in governmental activities are not financial resources and therefore are not reported in the funds.			35,539,127
Other long-term assets are not available to pay for current-period expenditures and therefore are deferred inflows in the funds.			
Delinquent property taxes receivable	\$	4,206,186	
Accounts receivable		40,635	
Intergovernmental receivable		377,408	
Total		377,408	4,624,229
An internal service fund is used by management to charge the costs of insurance to individual funds. The assets and liabilities of the internal service fund are included in governmental activities on the statement of net position.			456,594
Unamortized premiums on bonds issued are not recognized in the funds.			(333,352)
Unamortized deferred charges on refundings are not recognized in the funds.			4,458
Accrued interest payable is not due and payable in the current period and therefore is not reported in the funds.			(117,740)
The net pension/OPEB assets & liabilities are not due and payable in the current period; therefore, the assets, liabilities and related deferred inflows/outflows of resources are not reported in governmental funds.			
Deferred outflows - pension		3,424,194	
Deferred inflows - pension		(1,269,350)	
Net pension liability		(12,386,625)	
Deferred outflows - OPEB		319,535	
Deferred inflows - OPEB		(1,666,110)	
Net OPEB asset		1,187,134	
Net OPEB liability		(579,842)	
Total		(10,971,064)	(10,971,064)
Long-term liabilities, including bonds payable, are not due and payable in the current period and therefore are not reported in the funds.			
General obligation bonds		(17,370,000)	
Lease payable		(17,220)	
Compensated absences		(833,904)	
Notes payable		(386,532)	
Total		(18,607,656)	(18,607,656)
Net position of governmental activities		\$	22,321,933

SEE ACCOMPANYING NOTES TO THE BASIC FINANCIAL STATEMENTS

THIS PAGE IS INTENTIONALLY LEFT BLANK

**WYNFORD LOCAL SCHOOL DISTRICT
CRAWFORD COUNTY, OHIO**

STATEMENT OF REVENUES, EXPENDITURES AND CHANGES IN FUND BALANCES
GOVERNMENTAL FUNDS
FOR THE FISCAL YEAR ENDED JUNE 30, 2023

	<u>General</u>	<u>Bond Retirement</u>	<u>Building</u>	<u>Classroom Facilities</u>
Revenues:				
Property taxes	\$ 4,574,216	\$ 1,184,822	\$ -	\$ -
Intergovernmental	7,771,760	115,819	-	-
Investment earnings	112,565	-	127,035	-
Tuition and fees	332,485	-	-	-
Extracurricular	150	-	-	-
Rental income	50	-	-	-
Charges for services	5,000	-	-	-
Contributions and donations	-	-	-	-
Miscellaneous	50,238	-	-	-
(Decrease) in fair value of investments	-	-	-	(1,611)
Total revenues	<u>12,846,464</u>	<u>1,300,641</u>	<u>127,035</u>	<u>(1,611)</u>
Expenditures:				
Current:				
Instruction:				
Regular	5,833,768	-	-	-
Special	2,438,085	-	-	-
Vocational	7,767	-	-	-
Other	39,242	-	-	-
Support services:				
Pupil	650,768	-	-	-
Instructional staff	303,557	-	-	-
Board of education	21,863	-	-	-
Administration	1,269,362	-	-	-
Fiscal	524,654	31,078	-	-
Business	18,341	-	-	-
Operations and maintenance	1,100,532	-	93	-
Pupil transportation	1,084,383	-	-	-
Central	137,000	-	-	-
Operation of non-instructional services:				
Food service operations	-	-	-	-
Other non-instructional services	750	-	-	-
Extracurricular activities	337,956	-	-	-
Facilities acquisition and construction	76,071	-	-	21,496
Debt service:				
Principal retirement	76,607	605,000	-	-
Interest and fiscal charges	14,342	693,844	-	-
Total expenditures	<u>13,935,048</u>	<u>1,329,922</u>	<u>93</u>	<u>21,496</u>
Excess of revenues over (under) expenditures	<u>(1,088,584)</u>	<u>(29,281)</u>	<u>126,942</u>	<u>(23,107)</u>
Other financing sources (uses):				
Transfers in	-	-	-	-
Transfers (out)	(5,457)	-	-	-
Total other financing sources (uses)	<u>(5,457)</u>	<u>-</u>	<u>-</u>	<u>-</u>
Net change in fund balances	(1,094,041)	(29,281)	126,942	(23,107)
Fund balances (deficit)				
at beginning of year (restated)	6,083,620	1,894,173	2,697,014	(2,019,795)
Fund balances (deficit) at end of year	<u>\$ 4,989,579</u>	<u>\$ 1,864,892</u>	<u>\$ 2,823,956</u>	<u>\$ (2,042,902)</u>

SEE ACCOMPANYING NOTES TO THE BASIC FINANCIAL STATEMENTS

Capital Projects	Nonmajor Governmental Funds	Total Governmental Funds
\$ 552,936	\$ 192,609	\$ 6,504,583
-	1,103,720	8,991,299
-	1,264	240,864
-	-	332,485
-	198,527	198,677
-	-	50
-	223,777	228,777
-	19,430	19,430
-	-	50,238
-	-	(1,611)
<u>552,936</u>	<u>1,739,327</u>	<u>16,564,792</u>
-	93,110	5,926,878
-	439,418	2,877,503
-	-	7,767
-	29,034	68,276
-	73,023	723,791
-	-	303,557
-	-	21,863
-	-	1,269,362
-	4,580	560,312
-	-	18,341
-	41,697	1,142,322
-	123,032	1,207,415
-	5,400	142,400
-	525,520	525,520
-	92	842
-	210,989	548,945
-	33,624	131,191
-	-	681,607
-	-	708,186
-	<u>1,579,519</u>	<u>16,866,078</u>
<u>552,936</u>	<u>159,808</u>	<u>(301,286)</u>
5,457	-	5,457
-	-	(5,457)
<u>5,457</u>	<u>-</u>	<u>-</u>
558,393	159,808	(301,286)
<u>2,368,432</u>	<u>1,005,179</u>	<u>12,028,623</u>
<u>\$ 2,926,825</u>	<u>\$ 1,164,987</u>	<u>\$ 11,727,337</u>

**WYNFORD LOCAL SCHOOL DISTRICT
CRAWFORD COUNTY, OHIO**

RECONCILIATION OF THE STATEMENT OF REVENUES, EXPENDITURES
AND CHANGES IN FUND BALANCES OF GOVERNMENTAL FUNDS
TO THE STATEMENT OF ACTIVITIES
FOR THE FISCAL YEAR ENDED JUNE 30, 2023

Net change in fund balances - total governmental funds	\$	(301,286)
<i>Amounts reported for governmental activities in the statement of activities are different because:</i>		
Governmental funds report capital outlays as expenditures. However, in the statement of activities, the cost of those assets is allocated over their estimated useful lives as depreciation/amortization expense.		
Capital asset additions	\$ 312,841	
Current year depreciation/amortization	(1,202,894)	
Total		(890,053)
The net effect of various miscellaneous transactions involving capital assets (i.e., sales, disposals, trade-ins, and donations) is to decrease net position.		
		(25,838)
Revenues in the statement of activities that do not provide current financial resources are not reported as revenues in the funds.		
Delinquent property taxes	1,088,884	
Tuition and fees	(494)	
Classroom materials and fees	(674)	
Intergovernmental	28,923	
Total		1,116,639
Repayment of bond, note, and lease principal is an expenditure in the governmental funds, but the repayment reduces long-term liabilities on the statement of net position.		
		681,607
In the statement of activities, interest is accrued on outstanding bonds, whereas in governmental funds, an interest expenditure is reported when due. The following items resulted in additional interest being reported in the statement of activities:		
Decrease in accrued interest payable	1,540	
Amortization of bond premiums	27,870	
Amortization of deferred charges	(8,914)	
Total		20,496
Contractually required contributions are reported as expenditures in governmental funds; however, the statement of net position reports these amounts as deferred outflows.		
Pension	1,074,494	
OPEB	28,366	
Total		1,102,860
Except for amounts reported as deferred inflows/outflows of resources, changes in the net pension/OPEB liability/asset are reported as pension/OPEB expense in the statement of activities.		
Pension	(1,407,010)	
OPEB	242,835	
Total		(1,164,175)
Some expenses reported in the statement of activities, such as compensated absences, do not require the use of current financial resources and therefore are not reported as expenditures in governmental funds.		
		(121,374)
An internal service fund used by management to charge the costs of insurance to individual funds is not reported in the district-wide statement of activities. Governmental fund expenditures and the related internal service fund revenues are eliminated. The net revenue (expense) of the internal service fund is allocated among the governmental activities.		
		105,662
Change in net position of governmental activities	\$	524,538

SEE ACCOMPANYING NOTES TO THE BASIC FINANCIAL STATEMENTS

**WYNFORD LOCAL SCHOOL DISTRICT
CRAWFORD COUNTY, OHIO**

STATEMENT OF REVENUES, EXPENDITURES AND CHANGES IN
FUND BALANCE - BUDGET AND ACTUAL (NON-GAAP BUDGETARY BASIS)
GENERAL FUND
FOR THE FISCAL YEAR ENDED JUNE 30, 2023

	<u>Budgeted Amounts</u>			Variance with Final Budget Positive (Negative)
	<u>Original</u>	<u>Final</u>	<u>Actual</u>	
Revenues:				
Property taxes	\$ 4,386,393	\$ 4,537,104	\$ 4,537,104	\$ -
Intergovernmental	7,685,915	7,703,600	7,701,716	(1,884)
Investment earnings	100,022	107,000	112,565	5,565
Tuition and fees	349,388	334,332	330,484	(3,848)
Rental income	2,500	50	50	-
Charges for services	10,001	5,000	5,000	-
Miscellaneous	16,003	18,000	13,429	(4,571)
Total revenues	<u>12,550,222</u>	<u>12,705,086</u>	<u>12,700,348</u>	<u>(4,738)</u>
Expenditures:				
Current:				
Instruction:				
Regular	4,544,710	6,005,699	5,957,974	47,725
Special	2,547,986	2,474,971	2,466,469	8,502
Vocational	10,752	7,773	7,773	-
Other	59,898	56,023	56,040	(17)
Support services:				
Pupil	643,089	681,312	670,923	10,389
Instructional staff	410,636	311,707	311,765	(58)
Board of education	30,998	22,697	22,701	(4)
Administration	1,267,123	1,403,126	1,395,546	7,580
Fiscal	733,944	555,795	553,548	2,247
Business	40,135	31,940	27,024	4,916
Operations and maintenance	1,507,348	1,207,640	1,180,683	26,957
Pupil transportation	1,349,937	1,094,794	1,083,421	11,373
Central	76,217	137,273	137,311	(38)
Operation of non-instructional services:				
Other non-instructional services	1,037	750	750	-
Extracurricular activities	438,930	317,773	317,824	(51)
Facilities acquisition and construction	115,977	94,146	94,171	(25)
Debt service:				
Principal	89,094	64,403	64,423	(20)
Interest and fiscal charges	18,185	13,145	13,149	(4)
Total expenditures	<u>13,885,996</u>	<u>14,480,967</u>	<u>14,361,495</u>	<u>119,472</u>
Excess (deficiency) of revenues over (under) expenditures	<u>(1,335,774)</u>	<u>(1,775,881)</u>	<u>(1,661,147)</u>	<u>114,734</u>
Other financing sources (uses):				
Refund of prior year's expenditures	33,571	110,906	110,906	-
Transfers in	-	171,028	171,027	(1)
Transfers (out)	(176,487)	(176,487)	(176,484)	3
Advances in	2,333	53,202	53,202	-
Advances (out)	(52,397)	(52,397)	(52,488)	(91)
Sale of capital assets	6,976	18,677	18,676	(1)
Total other financing sources (uses)	<u>(186,004)</u>	<u>124,929</u>	<u>124,839</u>	<u>(90)</u>
Net change in fund balance	(1,521,778)	(1,650,952)	(1,536,308)	114,644
Fund balance at beginning of year	5,277,322	5,277,322	5,277,322	-
Prior year encumbrances appropriated	586,636	586,636	586,636	-
Fund balance at end of year	<u>\$ 4,342,180</u>	<u>\$ 4,213,006</u>	<u>\$ 4,327,650</u>	<u>\$ 114,644</u>

SEE ACCOMPANYING NOTES TO THE BASIC FINANCIAL STATEMENTS

WYNFORD LOCAL SCHOOL DISTRICT
CRAWFORD COUNTY, OHIO

STATEMENT OF NET POSITION
PROPRIETARY FUND
JUNE 30, 2023

	Governmental Activities - Internal Service Fund
Assets:	
Equity in pooled cash and investments	\$ 430,460
Receivables:	
Accounts	209,315
Prepayments	36,819
Total assets	<u>676,594</u>
Liabilities:	
Claims payable	<u>220,000</u>
Net position:	
Unrestricted	<u>456,594</u>
Total net position	<u>\$ 456,594</u>

SEE ACCOMPANYING NOTES TO THE BASIC FINANCIAL STATEMENTS

**WYNFORD LOCAL SCHOOL DISTRICT
CRAWFORD COUNTY, OHIO**

STATEMENT OF REVENUES, EXPENSES AND
CHANGES IN NET POSITION
PROPRIETARY FUND
FOR THE FISCAL YEAR ENDED JUNE 30, 2023

	Governmental Activities - Internal Service Fund
Operating revenues:	
Charges for services	\$ 1,938,884
Operating expenses:	
Purchased services	407,668
Claims	1,425,611
Total operating expenses	1,833,279
Operating income	105,605
Nonoperating revenues:	
Interest revenue	57
Change in net position	105,662
Net position at beginning of year	350,932
Net position at end of year	\$ 456,594

SEE ACCOMPANYING NOTES TO THE BASIC FINANCIAL STATEMENTS

**WYNFORD LOCAL SCHOOL DISTRICT
CRAWFORD COUNTY, OHIO**

STATEMENT OF CASH FLOWS
PROPRIETARY FUND
FOR THE FISCAL YEAR ENDED JUNE 30, 2023

	Governmental Activities - Internal Service Fund
Cash flows from operating activities:	
Cash received from charges for services	\$ 1,938,744
Cash payments for purchased services	(444,487)
Cash payments for claims	(1,544,037)
Net cash used in operating activities	(49,780)
Cash flows from investing activities:	
Interest received	57
Net cash provided by investing activities	57
Net decrease in cash and investments	(49,723)
Cash and investments at beginning of year	480,183
Cash and investments at end of year	\$ 430,460
Reconciliation of operating income to net cash used in operating activities:	
Operating income	\$ 105,605
Changes in assets and liabilities:	
Decrease in accounts receivable	861,434
(Increase) in prepayments	(36,819)
(Decrease) in claims payable	(980,000)
Net cash used in operating activities	\$ (49,780)

SEE ACCOMPANYING NOTES TO THE BASIC FINANCIAL STATEMENTS

**WYNFORD LOCAL SCHOOL DISTRICT
CRAWFORD COUNTY, OHIO**

STATEMENT OF FIDUCIARY NET POSITION
FIDUCIARY FUNDS
JUNE 30, 2023

	Private-Purpose Trust	
	Scholarship	Custodial
Assets:		
Equity in pooled cash and investments	\$ 776	\$ 372
Net position:		
Restricted for individuals, organizations and other governments	\$ 776	\$ 372

SEE ACCOMPANYING NOTES TO THE BASIC FINANCIAL STATEMENTS

**WYNFORD LOCAL SCHOOL DISTRICT
CRAWFORD COUNTY, OHIO**

STATEMENT OF CHANGES IN FIDUCIARY NET POSITION
FIDUCIARY FUNDS
FOR THE FISCAL YEAR ENDED JUNE 30, 2023

	Private-Purpose Trust	
	Scholarship	Custodial
Additions:		
Contributions and donations	\$ 1,000	\$ -
Deductions:		
Scholarships awarded	1,000	-
Change in net position	-	-
Net position at beginning of year	776	372
Net position at end of year	\$ 776	\$ 372

SEE ACCOMPANYING NOTES TO THE BASIC FINANCIAL STATEMENTS

**WYNFORD LOCAL SCHOOL DISTRICT
CRAWFORD COUNTY, OHIO**

NOTES TO THE BASIC FINANCIAL STATEMENTS
FOR THE FISCAL YEAR ENDED JUNE 30, 2023

NOTE 1 - DESCRIPTION OF THE SCHOOL DISTRICT

Wynford Local School District (the "District") is organized under Article VI, Sections 2 and 3 of the Constitution of the State of Ohio to provide educational services to students and other community members of the District. Under such laws, there is no authority for a school district to have a charter or adopt local laws. The legislative power of the District is vested in the Board of Education, consisting of five members elected at large for staggered four-year terms by the citizens of the District. The District serves an area of approximately 327 square miles in Crawford County, and includes portions of the City of Bucyrus, the Village of Nevada and portions of surrounding townships.

The District currently operates two instructional buildings and a bus garage. The District is staffed by 85 certified and 32 non-certified employees to provide services to approximately 1,129 students and other community members.

NOTE 2 - SUMMARY OF SIGNIFICANT ACCOUNTING POLICIES

The basic financial statements (BFS) of the District have been prepared in conformity with accounting principles generally accepted in the United States of America (GAAP) as applied to governmental units. The Governmental Accounting Standards Board (GASB) is the accepted standard-setting body for establishing governmental accounting and financial reporting principles. The District's significant accounting policies are described below.

A. Reporting Entity

The reporting entity has been defined in accordance with GASB Statement No. 14, "The Financial Reporting Entity" as amended by GASB Statement No. 39, "Determining Whether Certain Organizations Are Component Units" and GASB Statement No. 61, "The Financial Reporting Entity: Omnibus an Amendment of GASB Statements No. 14 and No. 34". The reporting entity is composed of the primary government and component units. The primary government consists of all funds, departments, boards and agencies that are not legally separate from the District. For the District, this includes general operations, food service, and student related activities of the District.

Component units are legally separate organizations for which the District is financially accountable. The District is financially accountable for an organization if the District appoints a voting majority of the organization's Governing Board and (1) the District is able to significantly influence the programs or services performed or provided by the organization; or (2) the District is legally entitled to or can otherwise access the organization's resources; or (3) the District is legally obligated or has otherwise assumed the responsibility to finance the deficits of, or provide financial support to, the organization; or (4) the District is obligated for the debt of the organization. Component units may also include organizations that are fiscally dependent on the District in that the District approves the budget, the issuance of debt or the levying of taxes. Certain organizations are also included as component units if the nature and significance of the relationship between the primary government and the organization is such that exclusion by the primary government would render the primary government's financial statements incomplete or misleading. Based upon the application of these criteria, the District has no component units. The basic financial statements of the reporting entity include only those of the District (the primary government).

The following organizations are described due to their relationship to the District:

JOINTLY GOVERNED ORGANIZATIONS

Pioneer Career and Technology Center (PCTC)

The PCTC is a distinct political subdivision of the State of Ohio operated under the direction of a Board consisting of one representative from each of the participating school districts' elected Boards, which possesses its own budgeting and taxing authority. To obtain financial information, write to the Treasurer of the Pioneer Career and Technology Center at 27 Ryan Road, Shelby, Ohio 44875-0309.

**WYNFORD LOCAL SCHOOL DISTRICT
CRAWFORD COUNTY, OHIO**

NOTES TO THE BASIC FINANCIAL STATEMENTS
FOR THE FISCAL YEAR ENDED JUNE 30, 2023

NOTE 2 - SUMMARY OF SIGNIFICANT ACCOUNTING POLICIES - (Continued)

Heartland Council of Governments/North Central Ohio Computer Cooperative (the "COG")

The COG is a jointly governed organization among 15 school districts, an educational service center, and a career center. The COG is an association of public school districts within the boundaries of Ashland, Crawford, Huron, Marion, Morrow, Richland, Seneca, and Wyandot Counties. The COG was formed for the purpose of applying modern technology with the aid of computers and other electronic equipment to administrative and instructional functions among member school districts. Each member school district supports the COG based on a per-pupil charge dependent upon the software package utilized. The COG is governed by a Cooperative Assembly consisting of Superintendents of the member school districts. The degree of control exercised by any school district is limited to its representation on the Cooperative Assembly. During fiscal year 2023, the District paid \$55,785 to the COG for various services. Financial information can be obtained from the Treasurer of the Pioneer Career and Technology Center, who serves as fiscal agent, at 27 Ryan Road, Shelby, Ohio 44875-0309.

INSURANCE PURCHASING POOL

Ohio School Boards Association Workers' Compensation Group Rating Plan

The District participates in a group rating plan for workers' compensation as established under Section 4123.29 of the Ohio Revised Code. The Ohio School Boards Association Workers' Compensation Group Rating Plan (GRP) was established through the Ohio School Boards Association (OSBA) as an insurance purchasing pool.

The GRP's business and affairs are conducted by a three member Board of Directors consisting of the President, the President-Elect, and the Immediate Past President of the OSBA. The Executive Director of the OSBA, or his designee, serves as coordinator of the GRP. Each year, the participants pay an enrollment fee to the GRP to cover the costs of administering the program.

B. Fund Accounting

The District uses funds to report its financial position and the results of its operations. A fund is a separate accounting entity with a self-balancing set of accounts. Fund accounting is designed to demonstrate legal compliance and to aid financial management by segregating transactions related to certain District activities or functions. Funds are classified into three categories: governmental, proprietary and fiduciary. Each category is divided into separate fund types.

GOVERNMENTAL FUNDS

Governmental funds are those through which most governmental functions typically are financed. Governmental fund reporting focuses on the sources, uses and balances of current financial resources. Expendable assets are assigned to the various governmental funds according to the purposes for which they may or must be used. Current liabilities are assigned to the fund from which they will be paid. The difference between governmental fund assets plus deferred outflows of resources and liabilities plus deferred inflows of resources is reported as fund balance. The following are the District's major governmental funds:

General Fund - The general fund is used to account for and report all financial resources not accounted for and reported in another fund. The general fund balance is available for any purpose provided it is expended or transferred according to the general laws of Ohio.

Bond Retirement Fund - The bond retirement fund is used to account for the accumulation of restricted resources and payment of general obligation bond and note principal, interest and related costs.

**WYNFORD LOCAL SCHOOL DISTRICT
CRAWFORD COUNTY, OHIO**

NOTES TO THE BASIC FINANCIAL STATEMENTS
FOR THE FISCAL YEAR ENDED JUNE 30, 2023

NOTE 2 - SUMMARY OF SIGNIFICANT ACCOUNTING POLICIES - (Continued)

Building Fund – The building fund is used to account for monies received and expended in connection with the District’s Locally Funded Initiatives (LFI).

Classroom Facilities Fund - The classroom facilities fund is used to account for monies received and expended in connection with contracts entered into by the District and the Ohio Facilities Construction Commission (OFCC) for the building and equipping of classroom facilities.

Capital Projects Fund - The capital projects fund is used to account for monies received from property tax collections from the Rover Pipeline set-aside by the Board to be used for capital projects.

Other governmental funds of the District are used to account for (a) financial resources that are restricted, committed, or assigned to expenditures for capital outlays including the acquisition or construction of capital facilities and other capital assets and (b) specific revenue sources that are restricted or committed to an expenditure for specified purposes other than debt service or capital projects.

PROPRIETARY FUNDS

Proprietary funds are used to account for the District’s ongoing activities which are similar to those often found in the private sector. The District has no enterprise funds. The following is a description of the District’s internal service fund:

Internal Service Fund - The internal service fund is used to account for the financing of goods or services provided by one department or agency to other departments or agencies of the District, or to other governments, on a cost-reimbursement basis. The only internal service fund of the District accounts for a self-insurance program, which provides medical/surgical, dental, and prescription benefits to employees.

FIDUCIARY FUNDS

Fiduciary fund reporting focuses on net position and changes in net position. The fiduciary fund category is split into four classifications: pension trust funds, investment trust funds, private purpose trust funds and custodial funds. Trust funds are distinguished from custodial funds by the existence of a trust agreement or equivalent arrangements that have certain characteristics. The District’s only trust fund is a private-purpose trust fund, which accounts for scholarship programs for students, where the District does not have administrative involvement and there is a trust agreement. Custodial funds are used to report fiduciary activities that are not required to be reported in a trust fund. The District’s custodial fund accounts for student scholarships, where the District does not have administrative involvement, and does not have a trust agreement.

C. Basis of Presentation and Measurement Focus

Government-Wide Financial Statements - The statement of net position and the statement of activities display information about the District as a whole. These statements include the financial activities of the primary government, except for fiduciary funds. Internal service fund operating activity is eliminated to avoid overstatement of revenues and expenses.

**WYNFORD LOCAL SCHOOL DISTRICT
CRAWFORD COUNTY, OHIO**

NOTES TO THE BASIC FINANCIAL STATEMENTS
FOR THE FISCAL YEAR ENDED JUNE 30, 2023

NOTE 2 - SUMMARY OF SIGNIFICANT ACCOUNTING POLICIES - (Continued)

The government-wide statement of activities presents a comparison between direct expenses and program revenues for each function or program of the governmental activities of the District. Direct expenses are those that are specifically associated with a service, program or department and are therefore clearly identifiable to a particular function. Program revenues include amounts paid by the recipient of goods or services offered by the program and grants and contributions that are restricted to meeting the operational or capital requirements of a particular program. Revenues not classified as program revenues are presented as general revenues of the District. The comparison of direct expenses with program revenues identifies the extent to which each governmental function is self-financing or draws from the general revenues of the District.

The government-wide financial statements are prepared using the economic resources measurement focus. All assets, deferred outflows of resources, liabilities, and deferred inflows of resources associated with the operation of the District are included on the statement of net position.

Fund Financial Statements - Fund financial statements report detailed information about the District. The focus of governmental fund financial statements is on major funds rather than reporting funds by type. Each major fund is presented in a separate column, and all nonmajor funds are aggregated into one column. The internal service fund is presented in a single column on the face of the proprietary fund statements. Fiduciary funds are reported by fund type.

All governmental funds are accounted for using a flow of current financial resources measurement focus. With this measurement focus, only current assets and deferred outflows of resources and current liabilities and deferred inflows of resources generally are included on the balance sheet. The statement of revenues, expenditures and changes in fund balances reports on the sources (i.e., revenues and other financing sources) and uses (i.e., expenditures and other financing uses) of current financial resources. This approach differs from the manner in which the governmental activities of the government-wide financial statements are prepared. Governmental fund financial statements therefore include a reconciliation with brief explanations to better identify the relationship between the government-wide statements and the statements for governmental funds.

Like the government-wide statements, the internal service fund is accounted for on a flow of economic resources measurement focus. All assets, deferred outflows of resources, liabilities, and deferred inflows of resources associated with the operation of this fund are included on the statement of fund net position. The statement of revenues, expenses and changes in net position presents increases (i.e., revenues) and decreases (i.e., expenses) in net position. The statement of cash flows provides information about how the District finances and meets the cash flow needs of its proprietary activity.

Proprietary funds distinguish operating revenues and expenses from nonoperating items. Operating revenues and expenses generally result from providing services and producing and delivering goods in connection with a proprietary fund's principal ongoing operation. The principal operating revenue of the District's internal service fund is charges for services. Operating expenses for the internal service fund include claims and purchased services. All revenues and expenses not meeting this definition are reported as nonoperating revenues and expenses.

Fiduciary funds present a statement of changes in fiduciary net position which reports additions to and deductions from private-purpose trust and custodial funds. The fiduciary funds are presented using the economic resources measurement focus.

D. Basis of Accounting

Basis of accounting determines when transactions are recorded in the financial records and reported on the financial statements. Government-wide financial statements are prepared using the accrual basis of accounting. Governmental funds use the modified accrual basis of accounting on the fund financial statements. Proprietary and fiduciary funds also use the accrual basis of accounting. Differences in the accrual and modified accrual basis of accounting arise in the recognition of revenue, the recording of deferred inflows of resources and deferred outflows of resources, and in the presentation of expenses versus expenditures.

**WYNFORD LOCAL SCHOOL DISTRICT
CRAWFORD COUNTY, OHIO**

NOTES TO THE BASIC FINANCIAL STATEMENTS
FOR THE FISCAL YEAR ENDED JUNE 30, 2023

NOTE 2 - SUMMARY OF SIGNIFICANT ACCOUNTING POLICIES - (Continued)

Revenues - Exchange and Nonexchange Transactions - Revenue resulting from exchange transactions, in which each party gives and receives essentially equal value, is recorded on the accrual basis when the exchange takes place. On a modified accrual basis, revenue is recorded in the fiscal year in which the resources are measurable and become available. Available means that the resources will be collected within the current fiscal year or are expected to be collected soon enough thereafter to be used to pay liabilities of the current fiscal year. For the District, available means expected to be received within sixty days of fiscal year end.

Nonexchange transactions, in which the District receives value without directly giving equal value in return, include property taxes, grants, entitlements and donations. On an accrual basis, revenue from property taxes is recognized in the fiscal year for which the taxes are levied (See Note 6).

Revenue from grants, entitlements and donations is recognized in the fiscal year in which all eligibility requirements have been satisfied. Eligibility requirements include timing requirements, which specify the year when the resources are required to be used or the year when use is first permitted, matching requirements, in which the District must provide local resources to be used for a specified purpose, and expenditure requirements, in which the resources are provided to the District on a reimbursement basis. On a modified accrual basis, revenue from nonexchange transactions must also be available before it can be recognized.

Under the modified accrual basis, the following revenue sources are considered to be both measurable and available at fiscal year end: property taxes available as an advance, interest, tuition, grants, student fees and rentals.

Deferred Outflows of Resources and Deferred Inflows of Resources - In addition to assets, the government-wide statement of net position will report a separate section for deferred outflows of resources. Deferred outflows of resources represent a consumption of net assets that applies to a future period and will not be recognized as an outflow of resources (expense/expenditure) until then. See Notes 11 and 12 for deferred outflows of resources related to net pension liability/asset and net OPEB liability/asset, respectively. In addition, deferred outflows of resources include a deferred charge on debt refunding. A deferred charge on refunding results from the difference in the carrying value of refunded debt and its reacquisition price. This amount is deferred and amortized over the shorter of the life of the refunded or refunding debt. Additionally, deferred outflows of resources includes a deferred asset retirement obligation (ARO), which represents resources that will be needed in the future to permanently remove a tangible capital asset from service.

In addition to liabilities, both the government-wide statement of net position and the governmental fund financial statements report a separate section for deferred inflows of resources. Deferred inflows of resources represent an acquisition of net assets that applies to a future period and will not be recognized as an inflow of resources (revenue) until that time. Deferred inflows of resources include property taxes and unavailable revenue. Property taxes represent amounts for which there is an enforceable legal claim as of June 30, 2023, but which were levied to finance fiscal year 2024 operations. These amounts have been recorded as a deferred inflow of resources on both the government-wide statement of net position and the governmental fund financial statements. Unavailable revenue is reported only on the governmental funds balance sheet, and represents receivables which will not be collected within the available period. Unavailable revenue includes, but is not limited to, delinquent property taxes and intergovernmental grants. These amounts are deferred and recognized as an inflow of resources in the period the amounts become available.

See Notes 11 and 12 for deferred inflows of resources related to net pension liability/asset and net OPEB liability/asset, respectively. These deferred inflows of resources are only reported on the government-wide statement of net position.

**WYNFORD LOCAL SCHOOL DISTRICT
CRAWFORD COUNTY, OHIO**

NOTES TO THE BASIC FINANCIAL STATEMENTS
FOR THE FISCAL YEAR ENDED JUNE 30, 2023

NOTE 2 - SUMMARY OF SIGNIFICANT ACCOUNTING POLICIES - (Continued)

Expenses/Expenditures - On the accrual basis of accounting, expenses are recognized at the time they are incurred. The entitlement value of donated commodities received during the year is reported in the statement of revenues, expenditures and changes in fund balances as an expenditure with a like amount reported as intergovernmental revenue.

The measurement focus of governmental fund accounting is on decreases in net financial resources (expenditures) rather than expenses. Expenditures are generally recognized in the accounting period in which the related fund liability is incurred, if measurable. Allocations of cost, such as depreciation and amortization, are not recognized in governmental funds.

E. Budgets

The District is required by State statute to adopt an annual appropriated cash basis budget for all funds (except custodial funds). The specific timetable for fiscal year 2023 is as follows:

1. Prior to January 15, the Superintendent and Treasurer submit to the Board of Education a proposed operating budget for the fiscal year commencing the following July 1. The budget includes proposed expenditures and the means of financing for all funds. Public hearings are publicized and conducted to obtain taxpayers' comments. The purpose of this budget document is to reflect the need for existing (or increased) tax rates.
2. By no later than January 20, the Board-adopted budget is filed with the Crawford County Budget Commission for tax rate determination. Crawford County has waived this requirement for fiscal year 2023.
3. Prior to April 1, the Board of Education accepts, by formal resolution, the tax rates as determined by the Budget Commission and receives the Commission's certificate of estimated resources which states the projected revenue of each fund. Prior to July 1, the District must revise its budget so that total contemplated expenditures from any fund during the ensuing year will not exceed the amount stated in the certificate of estimated resources. The revised budget then serves as a basis for the appropriation measure. On or about July 1, the certificate is amended to include any unencumbered balances from the preceding year as reported by the District Treasurer. The certificate may be further amended during the year if projected increases or decreases in revenue are identified by the District Treasurer. The budget figures, as shown in the accompanying budgetary statement, reflect the amounts set forth in the original and final certificates of estimated resources issued for fiscal year 2023.
4. By July 1, the annual appropriation resolution is legally enacted by the Board of Education at the fund level of expenditures, which is the legal level of budgetary control. State statute permits a temporary appropriation to be effective until no later than October 1 of each year. Although the legal level of budgetary control was established at the fund level of expenditures, the District has elected to present budgetary statement comparisons at the fund and function level of expenditures. Appropriations by fund must be within the estimated resources as certified by the County Budget Commission and the total of expenditures may not exceed the appropriation totals.
5. Any revisions that alter the total of any fund appropriation must be approved by the Board of Education.
6. Formal budgetary integration is employed as a management control device during the year for all funds consistent with the general obligation bond indenture and other statutory provisions. All funds completed the year within the amount of their legally authorized cash basis appropriation.

**WYNFORD LOCAL SCHOOL DISTRICT
CRAWFORD COUNTY, OHIO**

**NOTES TO THE BASIC FINANCIAL STATEMENTS
FOR THE FISCAL YEAR ENDED JUNE 30, 2023**

NOTE 2 - SUMMARY OF SIGNIFICANT ACCOUNTING POLICIES - (Continued)

7. Appropriations amounts are as originally adopted, or as amended by the Board of Education through the year by supplemental appropriations, which either reallocated or increased the original, appropriated amounts. All supplemental appropriations were legally enacted by the Board prior to July 1, 2023. The budget figures, as shown in the accompanying budgetary statement, reflect the original and final appropriation amounts including all amendments and modifications.
8. Unencumbered appropriations lapse at fiscal year end. Encumbered appropriations are carried forward to the succeeding fiscal year and need not be reappropriated. Expenditures may not legally exceed budgeted appropriations at the fund level.

F. Cash and Investments

To improve cash management, cash received by the District is pooled. Monies for all funds are maintained in this pool. Individual fund integrity is maintained through the District's records. Each fund's interest in the pool is presented as "equity in pooled cash and investments" on the basic financial statements.

During fiscal year 2023, investments were limited to the State Treasury Asset Reserve of Ohio (STAR Ohio) and a U.S. Government money market mutual fund. Except for investments in STAR Ohio and the U.S. Government Money market mutual fund, investments are reported at fair value which is based on quoted market prices.

The District invested in STAR Ohio. STAR Ohio, is an investment pool managed by the State Treasurer's Office which allows governments within the State to pool their funds for investment purposes. STAR Ohio is not registered with the SEC as an investment company, but has adopted Governmental Accounting Standards Board (GASB), Statement No. 79, "Certain External Investment Pools and Pool Participants." The District measures their investment in STAR Ohio at the net asset value (NAV) per share provided by STAR Ohio. The U.S. Government Money market mutual fund is also measured at the NAV per share. The NAV per share is calculated on an amortized cost basis that provides a NAV per share that approximates fair value.

There were no limitations or restrictions on any participant withdrawals due to redemption notice periods, liquidity fees, or redemption gates. However, 24 hours notice in advance of all deposits and withdrawals exceeding \$100 million is encouraged. STAR Ohio reserves the right to limit the transaction to \$250 million, requiring the excess amount to be transacted the following business day(s), but only to the \$250 million limit. All accounts of the participant will be combined for these purposes.

Under existing Ohio statutes, all investment earnings are assigned to the general fund unless statutorily required to be credited to a specific fund. The Board of Education has, by resolution, specified the funds to receive an allocation of interest earnings. Interest revenue credited to the general fund during fiscal year 2023 amounted to \$112,565, which includes \$55,052 assigned from other funds.

For presentation on the basic financial statements, investments of the cash management pool and investments with original maturities of three months or less at the time they are purchased by the District are considered to be cash equivalents. Investments with an initial maturity of more than three months are reported as investments.

An analysis of the District's investments at fiscal year end is provided in Note 4.

**WYNFORD LOCAL SCHOOL DISTRICT
CRAWFORD COUNTY, OHIO**

NOTES TO THE BASIC FINANCIAL STATEMENTS
FOR THE FISCAL YEAR ENDED JUNE 30, 2023

NOTE 2 - SUMMARY OF SIGNIFICANT ACCOUNTING POLICIES - (Continued)

G. Inventory Held for Resale

On government-wide financial statements, purchased inventories are presented at the lower of cost or market and donated commodities are presented at their entitlement value. Inventories are recorded on a first-in, first-out basis and are expensed when used. Inventories are accounted for using the consumption method.

The District did not have any inventory held for resale at June 30, 2023.

H. Capital Assets

General capital assets are those assets not specifically related to activities reported in the proprietary fund. These assets generally result from expenditures in the governmental funds. These assets are reported in the governmental activities column of the government-wide statement of net position, but are not reported in the fund financial statements.

All capital assets are capitalized at cost (or estimated historical cost) and updated for additions and deductions during the fiscal year. Donated capital assets are recorded at their acquisition values as of the date received. The District maintains a capitalization threshold of \$2,500. Improvements are capitalized; the costs of normal maintenance and repairs that do not add to the value of the asset or materially extend an asset's life are not. The District does not possess infrastructure.

All reported capital assets except land and construction in progress are depreciated/amortized. Improvements are depreciated/amortized over the remaining useful lives of the related capital assets. Depreciation/amortized is computed using the straight-line method over the following useful lives:

<u>Description</u>	Governmental Activities <u>Estimated Lives</u>
Land improvements	15 - 50 years
Buildings and improvements	10 - 50 years
Furniture and equipment	5 - 20 years
Vehicles	8 - 10 years
Intangible right to use: leased equipment	5 years

The District is reporting intangible right to use assets related to leased equipment. The intangible assets are being amortized in a systematic and rational manner of the shorter of the lease term or the useful life of the underlying asset.

I. Interfund Balances

On fund financial statements, receivables and payables resulting from short-term interfund loans are classified as "interfund loans receivable/payable". These amounts are eliminated in the governmental activities column on the statement of net position. The District had \$2,543,677 in outstanding interfund balances to report at June 30, 2023.

J. Compensated Absences

Compensated absences of the District consist of vacation leave and sick leave to the extent that payments to the employee for these absences are attributable to services already rendered and are not contingent on a specific event that is outside the control of the District and the employee.

**WYNFORD LOCAL SCHOOL DISTRICT
CRAWFORD COUNTY, OHIO**

NOTES TO THE BASIC FINANCIAL STATEMENTS
FOR THE FISCAL YEAR ENDED JUNE 30, 2023

NOTE 2 - SUMMARY OF SIGNIFICANT ACCOUNTING POLICIES - (Continued)

In accordance with the provisions of GASB Statement No. 16, "Accounting for Compensated Absences", a liability for vacation leave is accrued if a) the employees' rights to payment are attributable to services already rendered; and b) it is probable that the employer will compensate the employees for the benefits through paid time off or other means, such as cash payment at termination or retirement. An accrual for earned sick leave is made to the extent that it is probable that the benefits will result in termination (severance) payments. A liability for sick leave is accrued using the vesting method; i.e., the liability is based on the sick leave accumulated at June 30, 2023, by those employees who are currently eligible to receive termination (severance) payments, as well as those employees expected to become eligible in the future. For purposes of establishing a liability for sick leave on employees expected to become eligible to retire in the future, all employees age 50 or greater with at least 10 years of service; or 20 years of service at any age were considered expected to become eligible to retire in accordance with GASB Statement No. 16.

The total liability for vacation leave and sick leave payments has been calculated using pay rates in effect at June 30, 2023 and reduced to the maximum payment allowed by labor contract and/or statute, plus any applicable additional salary related payments.

The entire compensated absences liability is reported on the government-wide financial statements.

For governmental fund financial statements, the current portion of unpaid compensated absences is the amount expected to be paid using expendable available resources. These amounts are recorded in the account "compensated absences payable" in the fund from which the employees who have accumulated unpaid leave are paid, when applicable. The noncurrent portion of the liability is not reported.

K. Accrued Liabilities and Long-Term Obligations

All payables, accrued liabilities and long-term obligations are reported in the government-wide financial statements, and all payables, accrued liabilities and long-term obligations payable from the internal service fund are reported on the proprietary fund financial statements.

In general, governmental fund payables and accrued liabilities that, once incurred, are paid in a timely manner and in full from current financial resources, are reported as obligations of the funds. However, claims, and compensated absences that will be paid from governmental funds are reported as a liability in the fund financial statements only to the extent that they are due for payment during the current year. Bonds and lease payable obligations are recognized as liabilities on the fund financial statements when due. Net pension/OPEB liability should be recognized in the governmental funds to the extent that benefit payments are due and payable and the pension/OPEB plan's fiduciary net position is not sufficient for payment of those benefits.

L. Fund Balance

Fund balance is divided into five classifications based primarily on the extent to which the District is bound to observe constraints imposed upon the use of the resources in the governmental funds. The classifications are as follows:

Nonspendable - The nonspendable fund balance classification includes amounts that cannot be spent because they are not in spendable form or legally required to be maintained intact. The "not in spendable form" criterion includes items that are not expected to be converted to cash.

Restricted - Fund balance is reported as restricted when constraints are placed on the use of resources that are either externally imposed by creditors (such as through debt covenants), grantors, contributors, or laws or regulations of other governments, or imposed by law through constitutional provisions or enabling legislation.

**WYNFORD LOCAL SCHOOL DISTRICT
CRAWFORD COUNTY, OHIO**

NOTES TO THE BASIC FINANCIAL STATEMENTS
FOR THE FISCAL YEAR ENDED JUNE 30, 2023

NOTE 2 - SUMMARY OF SIGNIFICANT ACCOUNTING POLICIES - (Continued)

Committed - The committed fund balance classification includes amounts that can be used only for the specific purposes imposed by a formal action (resolution) of the District Board of Education (the highest level of decision making authority). Those committed amounts cannot be used for any other purpose unless the District Board of Education removes or changes the specified use by taking the same type of action (resolution) it employed to previously commit those amounts. Committed fund balance also incorporates contractual obligations to the extent that existing resources in the fund have been specifically committed for use in satisfying those contractual requirements.

Assigned - Amounts in the assigned fund balance classification are intended to be used by the District for specific purposes, but do not meet the criteria to be classified as restricted nor committed. In governmental funds other than the general fund, assigned fund balance represents the remaining amount that is not restricted or committed. In the general fund, assigned amounts represent intended uses established by policies of the District Board of Education, which includes giving the Treasurer the authority to constrain monies for intended purposes.

Unassigned - Unassigned fund balance is the residual classification for the general fund and includes all spendable amounts not contained in the other classifications. In other governmental funds, the unassigned classification is only used to report a deficit fund balance resulting from overspending for specific purposes for which amounts had been restricted, committed, or assigned.

The District applies restricted resources first when expenditures are incurred for purposes for which restricted and unrestricted (committed, assigned, and unassigned) fund balance is available. Similarly, within unrestricted fund balance, committed amounts are reduced first followed by assigned, and then unassigned amounts when expenditures are incurred for purposes for which amounts in any of the unrestricted fund balance classifications could be used.

M. Net Position

Net position represents the difference between assets plus deferred outflows of resources and liabilities plus deferred inflows of resources. The net position component “net investment in capital assets,” consists of capital assets, net of accumulated depreciation, reduced by the outstanding balances of any borrowing or liabilities used for the acquisition, construction or improvement of those assets. Deferred outflows of resources and deferred inflows of resources that are attributable to the acquisition, construction or improvement of those assets or related debt also should be included in this component of net position. Net position is reported as restricted when there are limitations imposed on its use either through the enabling legislation adopted by the District or through external restrictions imposed by creditors, grantors or laws or regulations of other governments. The amount restricted for other purposes represents amounts restricted for other local grants.

The District applies restricted resources first when an expense is incurred for purposes for which both restricted and unrestricted net position is available.

N. Prepayments

Certain payments to vendors reflect the costs applicable to future accounting periods and are recorded as prepaid items in both government-wide and fund financial statements. These items are reported as assets on the balance sheet using the consumption method. A current asset for the prepaid amounts is recorded at the time of the purchase and the expenditure/expense is reported in the year in which services are consumed.

At fiscal year end, because prepayments are not available to finance future governmental fund expenditures, the fund balance is considered nonspendable in an amount equal to the carrying value of the asset on the fund financial statements.

**WYNFORD LOCAL SCHOOL DISTRICT
CRAWFORD COUNTY, OHIO**

NOTES TO THE BASIC FINANCIAL STATEMENTS
FOR THE FISCAL YEAR ENDED JUNE 30, 2023

NOTE 2 - SUMMARY OF SIGNIFICANT ACCOUNTING POLICIES - (Continued)

O. Estimates

The preparation of the basic financial statements in conformity with GAAP requires management to make estimates and assumptions that affect the amounts reported in the basic financial statements and accompanying notes. Actual results may differ from those estimates.

P. Unamortized Bond Premium and Discount/Accounting Gain or Loss

On the governmental fund financial statements, issuance costs, bond premiums, bond discounts, and deferred charges from debt refunding are recognized in the current period.

On the government-wide financial statements, issuance costs are recognized in the current period and are not amortized. Bond premiums and discounts are amortized over the term of the bonds using the straight-line method. Unamortized bond premiums are presented as an addition to the face amount of the bonds reported on the statement of net position. Unamortized bond discounts are presented as a reduction to the face amount of the bonds reported on the statement of net position. The reconciliation between the bonds face value and the amount reported on the statement of net position is presented in Note 9.

For advance refunding resulting in the defeasance of debt, the difference between the reacquisition price and the net carrying amount of the old debt is deferred and amortized as a component of interest expense. This accounting gain or loss is amortized over the remaining life of the old debt or the life of the new debt, whichever is shorter, and is presented as a deferred outflow of resources.

Q. Interfund Activity

Exchange transactions between funds are reported as revenues in the seller funds and as expenditures/expenses in the purchaser funds. Flows of cash or goods from one fund to another without a requirement for repayment are reported as interfund transfers. Interfund transfers are reported as other financing sources/uses in governmental funds and after nonoperating revenues/expenses in the proprietary fund. Repayments from funds responsible for particular expenditures/expenses to the funds that initially paid for them are not presented on the basic financial statements.

R. Pensions/Other Postemployment Benefits (OPEB)

For purposes of measuring the net pension/OPEB liability, net OPEB asset, deferred outflows of resources and deferred inflows of resources related pensions/OPEB, and pension/OPEB expense, information about the fiduciary net position of the pension/OPEB plans and additions to/deductions from their fiduciary net position have been determined on the same basis as they are reported by the pension/OPEB plan. For this purpose, benefit payments (including refunds of employee contributions) are recognized when due and payable in accordance with the benefit terms. The pension/OPEB plans report investments at fair value.

**WYNFORD LOCAL SCHOOL DISTRICT
CRAWFORD COUNTY, OHIO**

NOTES TO THE BASIC FINANCIAL STATEMENTS
FOR THE FISCAL YEAR ENDED JUNE 30, 2023

NOTE 2 - SUMMARY OF SIGNIFICANT ACCOUNTING POLICIES - (Continued)

S. Extraordinary and Special Items

Extraordinary items are transactions or events that are both unusual in nature and infrequent in occurrence. Special items are transactions or events that are within the control of the Board of Education and that are either unusual in nature or infrequent in occurrence. Neither type of transaction occurred during fiscal year 2023.

T. Fair Value Measurements

The District categorizes its fair value measurements within the fair value hierarchy established by generally accepted accounting principles. The hierarchy is based on the valuation inputs used to measure the fair value of the asset. Level 1 inputs are quoted prices in active markets for identical assets; Level 2 inputs are significant other observable inputs; Level 3 inputs are significant unobservable inputs.

NOTE 3 - ACCOUNTABILITY AND COMPLIANCE

A. Change in Accounting Principles

For fiscal year 2023, the District has implemented GASB Statement No. 91, "Conduit Debt Obligations", GASB Statement No. 94, "Public-Private and Public-Public Partnerships and Availability Payment Arrangements", GASB Statement No. 96, "Subscription Based Information Technology Arrangements", certain questions and answers of GASB Implementation Guide 2021-1 and certain paragraphs of GASB Statement No. 99, "Omnibus 2022".

GASB Statement No. 91 provides a single method of reporting conduit debt obligations by issuers and eliminate diversity in practice associated with (1) commitments extended by issuers, (2) arrangements associated with conduit debt obligations, and (3) related note disclosures. This Statement achieves those objectives by clarifying the existing definition of a conduit debt obligation; establishing that a conduit debt obligation is not a liability of the issuer; establishing standards for accounting and financial reporting of additional commitments and voluntary commitments extended by issuers and arrangements associated with conduit debt obligations; and improving required note disclosures. The implementation of GASB Statement No. 91 did not have an effect on the financial statements of the District.

GASB Statement No. 94 is to improve financial reporting by addressing issues related to public-private and public partnership arrangements (PPPs). As used in this Statement, a PPP is an arrangement in which a government (the transferor) contracts with an operator (a governmental or nongovernmental entity) to provide public services by conveying control of the right to operate or use a nonfinancial asset, such as infrastructure or other capital asset (the underlying PPP asset), for a period of time in an exchange or exchange-like transaction. The implementation of GASB Statement No. 94 did not have an effect on the financial statements of the District.

GASB Statement No. 96 provides guidance on the accounting and financial reporting for subscription-based information technology arrangements (SBITAs) for government end users (governments). This Statement (1) defines a SBITA; (2) establishes that a SBITA results in a right-to-use subscription asset—an intangible asset—and a corresponding subscription liability; (3) provides the capitalization criteria for outlays other than subscription payments, including implementation costs of a SBITA; and (4) requires note disclosures regarding a SBITA. To the extent relevant, the standards for SBITAs are based on the standards established in Statement No. 87, Leases, as amended. The implementation of GASB Statement No. 96 did not have an effect on the financial statements of the District.

**WYNFORD LOCAL SCHOOL DISTRICT
CRAWFORD COUNTY, OHIO**

NOTES TO THE BASIC FINANCIAL STATEMENTS
FOR THE FISCAL YEAR ENDED JUNE 30, 2023

NOTE 3 - ACCOUNTABILITY AND COMPLIANCE - (Continued)

GASB Implementation Guide 2021-1 provides clarification on issues related to previously established GASB guidance. The implementation of GASB Implementation Guide 2021-1 did not have an effect on the financial statements of the District.

GASB Statement No. 99 to enhance comparability in accounting and financial reporting and to improve the consistency of authoritative literature by addressing (1) practice issues that have been identified during implementation and application of certain GASB Statements and (2) accounting and financial reporting for financial guarantees. The implementation of GASB Statement No. 99 did not have an effect on the financial statements of the District.

B. Deficit Fund Balances

Fund balances at June 30, 2023 included the following individual fund deficits:

<u>Major fund</u>	<u>Deficit</u>
Classroom Facilities	\$ 2,042,902
<u>Nonmajor funds</u>	
IDEA Part B	12,254
Title I	13,925
IDEA Part B - Preschool Stimulus	449
Supporting Effective Instruction	2,295

The general fund is liable for any deficit in these funds and provides transfers when cash is required, not when accruals occur. The deficit fund balances resulted from adjustments for accrued liabilities.

C. Fund Balance Restatement

The District has restated the July 1, 2022 fund balances to report previously accrued expenditures in the fund they were subsequently paid from. The restatement is as follows:

	<u>Building</u>	<u>Classroom Facilities</u>
Fund balances as previously reported	\$ 1,958,692	\$ (1,281,473)
Reclass contracts payable	<u>738,322</u>	<u>(738,322)</u>
Restated fund balances at July 1, 2022	<u>\$ 2,697,014</u>	<u>\$ (2,019,795)</u>

NOTE 4 - DEPOSITS AND INVESTMENTS

State statutes classify monies held by the District into three categories.

Active deposits are public deposits necessary to meet current demands on the treasury. Such monies must be maintained either as cash in the District treasury, in commercial accounts payable or withdrawable on demand, including negotiable order of withdrawal (NOW) accounts, or in money market deposit accounts.

Inactive deposits are public deposits that the Board of Education has identified as not required for use within the current five year period of designation of depositories. Inactive deposits must either be evidenced by certificates of deposit maturing not later than the end of the current period of designation of depositories, or by savings or deposit accounts including, but not limited to, passbook accounts.

**WYNFORD LOCAL SCHOOL DISTRICT
CRAWFORD COUNTY, OHIO**

NOTES TO THE BASIC FINANCIAL STATEMENTS
FOR THE FISCAL YEAR ENDED JUNE 30, 2023

NOTE 4 - DEPOSITS AND INVESTMENTS - (Continued)

Interim deposits are deposits of interim monies. Interim monies are those monies which are not needed for immediate use, but which will be needed before the end of the current period of designation of depositories.

Interim deposits must be evidenced by time certificates of deposit maturing not more than one year from the date of deposit or by savings or deposit accounts including passbook accounts.

Interim monies may be deposited or invested in the following securities:

1. United States Treasury Notes, Bills, Bonds, or any other obligation or security issued by the United States Treasury or any other obligation guaranteed as to principal and interest by the United States;
2. Bonds, notes, debentures, or any other obligations or securities issued by any federal government agency or instrumentality, including, but not limited to, the Federal National Mortgage Association, Federal Home Loan Bank, Federal Farm Credit Bank, Federal Home Loan Mortgage Corporation, and Government National Mortgage Association. All federal agency securities shall be direct issuances of federal government agencies or instrumentalities;
3. Written repurchase agreements in the securities listed above provided that the fair value of the securities subject to the repurchase agreement must exceed the principal value of the agreement by at least two percent and be marked to market daily, and that the term of the agreement must not exceed thirty days;
4. Bonds and other obligations of the State of Ohio, and with certain limitations including a requirement for maturity within ten years from the date of settlement, bonds and other obligations of political subdivisions of the State of Ohio, if training requirements have been met;
5. Time certificates of deposit or savings or deposit accounts including, but not limited to, passbook accounts;
6. No-load money market mutual funds consisting exclusively of obligations described in division (1) or (2) and repurchase agreements secured by such obligations, provided that investments in securities described in this division are made only through eligible institutions;
7. The State Treasurer's investment pool, the State Treasury Asset Reserve of Ohio (STAR Ohio);
8. Certain bankers' acceptances for a period not to exceed one hundred eighty days) and commercial paper notes (for a period not to exceed two hundred seventy days) in an amount not to exceed 40 percent of the interim monies available for investment at any one time if training requirements have been met. The investment in commercial paper notes of a single issuer shall not exceed in the aggregate five percent of the interim moneys available for investment at the time of purchase.

Protection of the District's deposits is provided by the Federal Deposit Insurance Corporation (FDIC), by eligible securities pledged by the financial institution as security for repayment, or by the financial institutions participation in the Ohio Pooled Collateral System (OPCS), a collateral pool of eligible securities deposited with a qualified trustee and pledged to the Treasurer of State to secure the repayment of all public monies deposited in the financial institution.

Investments in stripped principal or interest obligations, reverse repurchase agreements and derivatives are prohibited. The issuance of taxable notes for the purpose of arbitrage, the use of leverage and short selling are also prohibited. Except as noted above, an investment must mature within five years from the date of purchase unless matched to a specific obligation or debt of the District, and must be purchased with the expectation that it will be held to maturity. Investments may only be made through specified dealers and institutions. Payment for investments may be made only upon delivery of the securities representing the investments to the Treasurer or, if the securities are not represented by a certificate, upon receipt of confirmation of transfer from the custodian.

**WYNFORD LOCAL SCHOOL DISTRICT
CRAWFORD COUNTY, OHIO**

NOTES TO THE BASIC FINANCIAL STATEMENTS
FOR THE FISCAL YEAR ENDED JUNE 30, 2023

NOTE 4 - DEPOSITS AND INVESTMENTS - (Continued)

A. Cash on Hand

At fiscal year end, the District had \$3,825 in undeposited cash on hand, which is included on the financial statements of the District as part of “equity in pooled cash and investments”.

B. Deposits with Financial Institutions

At June 30, 2023, the carrying amount of all District deposits was \$7,611,937 and the bank balance of all District deposits was \$7,745,334. Of the bank balance, \$7,554,981 was covered by the FDIC and \$190,353 was covered by the OPCS.

Custodial credit risk is the risk that, in the event of bank failure, the District will not be able to recover deposits or collateral securities that are in the possession of an outside party. The District has no deposit policy for custodial credit risk beyond the requirements of State statute. Ohio law requires that deposits either be insured or protected by (1) eligible securities pledged to the District and deposited with a qualified trustee by the financial institution as security for repayment whose fair value at all times shall be at least 105 percent of the deposits being secured, or (2) participation in the OPCS, a collateral pool of eligible securities deposited with a qualified trustee and pledged to the Treasurer of State to secure the repayment of all public monies deposited in the financial institution. OPCS requires the total fair value of the securities pledged to be 102 percent of the deposits being secured or a rate set by the Treasurer of State. For 2023, the District’s financial institutions were approved for a collateral rate of 102 percent through the OPCS. Although all statutory requirements for the deposit of money had been followed, noncompliance with Federal requirements could potentially subject the District to a successful claim by the FDIC.

C. Investments

As of June 30, 2023, the District had the following investment and maturity:

Measurement/ <u>Investment type</u>	Measurement Value	Investment
		<u>Maturities</u> 6 months or less
<i>NAV:</i>		
U.S. Government Money Market		
Mutual Fund	\$ 3,863,376	\$ 3,863,376
STAR Ohio	<u>365,473</u>	<u>365,473</u>
Total	<u>\$ 4,228,849</u>	<u>\$ 4,228,849</u>

The weighted average maturity of investments is 1 day.

Interest Rate Risk: Interest rate risk arises as potential purchasers of debt securities will not agree to pay face value for those securities if interest rates subsequently increase. As a means of limiting its exposure to fair value losses arising from rising interest rates and according to State law, the District’s investment policy limits investment portfolio maturities to five years or less.

Credit Risk: Standard & Poor’s has assigned STAR Ohio and the U.S. Government money market mutual fund an AAAM money market rating. Ohio law requires that STAR Ohio maintain the highest rating provided by at least one nationally recognized standard rating service. The District has no investment policy dealing with investment credit risk beyond the requirements in State statutes.

**WYNFORD LOCAL SCHOOL DISTRICT
CRAWFORD COUNTY, OHIO**

NOTES TO THE BASIC FINANCIAL STATEMENTS
FOR THE FISCAL YEAR ENDED JUNE 30, 2023

NOTE 4 - DEPOSITS AND INVESTMENTS - (Continued)

Custodial Credit Risk: For an investment, custodial credit risk is the risk that, in the event of the failure of the counterparty, the District will not be able to recover the value of its investments or collateral securities that are in the possession of an outside party. The District's investment policy does not specifically address custodial credit risk beyond the adherence to all relevant sections of the Ohio Revised Code.

Concentration of Credit Risk: The District places no limit on the amount that may be invested in any one issuer. The following table includes the percentage of each investment type held by the District at June 30, 2023:

<u>Measurement/ Investment type</u>	<u>Measurement Value</u>	<u>% of Total</u>
<i>NAV:</i>		
U.S. Government Money Market		
Mutual Fund	\$ 3,863,376	91.36
STAR Ohio	<u>365,473</u>	<u>8.64</u>
Total	<u>\$ 4,228,849</u>	<u>100.00</u>

D. Reconciliation of Cash and Investments to the Statement of Net Position

The following is a reconciliation of cash and investments as reported in the note above to cash and investments as reported on the statement of net position as of June 30, 2023:

<u>Cash and investments per note</u>	
Carrying amount of deposits	\$ 7,611,937
Investments	4,228,849
Cash on Hand	<u>3,825</u>
Total	<u>\$ 11,844,611</u>
 <u>Cash and investments per financial statements</u>	
Governmental activities	\$ 11,843,463
Private-purpose trust fund	776
Custodial funds	<u>372</u>
Total	<u>\$ 11,844,611</u>

**WYNFORD LOCAL SCHOOL DISTRICT
CRAWFORD COUNTY, OHIO**

NOTES TO THE BASIC FINANCIAL STATEMENTS
FOR THE FISCAL YEAR ENDED JUNE 30, 2023

NOTE 5 - INTERFUND TRANSACTIONS

- A. Interfund transfers for the fiscal year ended June 30, 2023, consisted of the following, as reported on the fund financial statements:

<u>Transfers from General fund to:</u>	<u>Amount</u>
Capital projects	\$ <u>5,457</u>

Transfers are used to (1) move revenues from the fund that statute or budget requires to collect them to the fund that statute or budget requires to expend them, and (2) use unrestricted revenues collected in the general fund to finance various programs accounted for in other funds in accordance with budgetary authorizations. All transfers were made in compliance with Ohio Revised Code Sections 5705.14, 5705.15 and 5705.16.

Interfund transfers between governmental funds are eliminated on the government-wide financial statements; therefore, no transfers are reported in the statement of activities.

- B. Interfund loans receivable/payable at June 30, 2023 consisted of the following as reported on the fund financial statements:

	<u>Interfund Receivable</u>	<u>Interfund Payable</u>
General fund	\$ 492	\$ -
Building	2,543,185	92
Classroom facilities	-	2,543,185
Nonmajor governmental funds	-	400
Total	<u>\$ 2,543,677</u>	<u>\$ 2,543,677</u>

The primary purpose of the interfund balances is to cover costs in specific funds where revenues were not received by June 30. These interfund balances will be repaid once the anticipated revenues are received. Interfund balances between governmental funds are eliminated on the government-wide statement of net position.

NOTE 6 - PROPERTY TAXES

Property taxes are levied and assessed on a calendar year basis while the District fiscal year runs from July through June. First half tax collections are received by the District in the second half of the fiscal year. Second half tax distributions occur in the first half of the following fiscal year.

Property taxes include amounts levied against all real property and public utility property. Real property tax revenues received in calendar year 2023 represent the collection of calendar year 2022 taxes. Real property taxes received in calendar year 2023 were levied after April 1, 2022, on the assessed values as of January 1, 2022, the lien date. Assessed values for real property taxes are established by State statute at 35 percent of appraised fair value. Real property taxes are payable annually or semiannually. If paid annually, payment is due December 31; if paid semiannually, the first payment is due December 31, with the remainder payable by June 20. Under certain circumstances, State statute permits alternate payment dates to be established. Public utility property tax revenues received in calendar year 2023 represent the collection of calendar year 2022 taxes. Public utility real and personal property taxes received in calendar year 2023 became a lien on December 31, 2021, were levied after April 1, 2022, and are collected with real property taxes. Public utility real property is assessed at 35 percent of true value; public utility tangible personal property is currently assessed at varying percentages of true value.

**WYNFORD LOCAL SCHOOL DISTRICT
CRAWFORD COUNTY, OHIO**

NOTES TO THE BASIC FINANCIAL STATEMENTS
FOR THE FISCAL YEAR ENDED JUNE 30, 2023

NOTE 6 - PROPERTY TAXES - (Continued)

The District receives property taxes from Crawford and Wyandot Counties. The County Auditors periodically advance to the District its portion of the taxes collected. Second-half real property tax payments collected by the County by June 30, 2023, are available to finance fiscal year 2023 operations. The amount available as an advance at June 30, 2023 was \$1,517,760 in the general fund, \$337,409 in the bond retirement fund, \$26,553 in the permanent improvement fund (a nonmajor governmental fund), and \$26,553 in the classroom facilities maintenance fund (a nonmajor governmental fund). These amounts are recorded as revenue. The amount available for advance at June 30, 2022 was \$1,480,648 in the general fund, \$395,785 in the bond retirement fund, \$26,282 in the permanent improvement fund (a nonmajor governmental fund), and \$26,282 in the classroom facilities maintenance fund (a nonmajor governmental fund). The amount of second-half real property taxes available for advance at fiscal year-end can vary based on the date the tax bills are sent.

Accrued property taxes receivable includes real property, public utility property and delinquent tangible personal property taxes which are measurable as of June 30, 2023 and for which there is an enforceable legal claim. Although total property tax collections for the next fiscal year are measurable, only the amount of real property taxes available as an advance at June 30 was levied to finance current fiscal year operations and is reported as revenue at fiscal year-end. The portion of the receivable not levied to finance current fiscal year operations is offset by a credit to deferred inflows.

On the accrual basis of accounting, collectible delinquent property taxes have been recorded as a receivable and revenue, while on a modified accrual basis of accounting the revenue has been reported as a deferred inflow.

The assessed values upon which the fiscal year 2023 taxes were collected are:

	2022 Second Half Collections		2023 First Half Collections	
	<u>Amount</u>	<u>Percent</u>	<u>Amount</u>	<u>Percent</u>
Agricultural/residential and other real estate	\$ 163,612,330	84.53	\$ 169,074,290	78.22
Public utility personal	<u>29,937,790</u>	<u>15.47</u>	<u>47,067,400</u>	<u>21.78</u>
Total	<u>\$ 193,550,120</u>	<u>100.00</u>	<u>\$ 216,141,690</u>	<u>100.00</u>
Tax rate per \$1,000 of assessed valuation	\$59.06		\$57.71	

NOTE 7 - RECEIVABLES

Receivables at June 30, 2023 consisted of property taxes, accounts (billings for user charged services, student fees, and stop loss reimbursement), and intergovernmental grants and entitlements. All receivables are considered collectible in full due to the ability to foreclose for the nonpayment of taxes, the stable condition of State programs, and the current year guarantee of federal funds. A list of the principal items of receivables reported on the statement of net position follows:

Governmental activities:

Property taxes	\$ 10,723,540
Accounts	256,132
Intergovernmental	<u>413,058</u>
Total	<u>\$ 11,392,730</u>

**WYNFORD LOCAL SCHOOL DISTRICT
CRAWFORD COUNTY, OHIO**

NOTES TO THE BASIC FINANCIAL STATEMENTS
FOR THE FISCAL YEAR ENDED JUNE 30, 2023

NOTE 7 – RECEIVABLES - (Continued)

Receivables have been disaggregated on the face of the basic financial statements. The intergovernmental receivable in the amount of \$348,485 reported in the classroom facilities fund is expected to be collected over the next several years as the OFCC construction project is completed. All other receivables are expected to be collected within the subsequent year.

NOTE 8 - CAPITAL ASSETS

Capital asset activity for the fiscal year ended June 30, 2023, was as follows:

	Balance			Balance	
	<u>June 30, 2022</u>	<u>Additions</u>	<u>Deductions</u>	<u>June 30, 2023</u>	
Governmental activities:					
<i>Capital assets, not being depreciated/amortized:</i>					
Land	\$ 230,237	\$ -	\$ -	\$ 230,237	
Construction in progress	2,003,542	21,496	-	2,025,038	
Total capital assets, not being depreciated/amortized	<u>2,233,779</u>	<u>21,496</u>	<u>-</u>	<u>2,255,275</u>	
<i>Capital assets, being depreciated/amortized:</i>					
Land improvements	618,562	-	-	618,562	
Buildings and improvements	35,255,840	38,950	-	35,294,790	
Furniture and equipment	3,706,747	152,488	(144,803)	3,714,432	
Vehicles	1,421,036	99,907	(9,220)	1,511,723	
Intangible right to use:					
Leased equipment	<u>59,073</u>	<u>-</u>	<u>-</u>	<u>59,073</u>	
Total capital assets, being depreciated/amortized	<u>41,061,258</u>	<u>291,345</u>	<u>(154,023)</u>	<u>41,198,580</u>	
<i>Less: accumulated depreciation/amortization:</i>					
Land improvements	(314,101)	(28,408)	-	(342,509)	
Buildings and improvements	(4,275,694)	(702,178)	-	(4,977,872)	
Furniture and equipment	(1,375,389)	(346,013)	119,887	(1,601,515)	
Vehicles	(839,390)	(114,480)	8,298	(945,572)	
Intangible right to use:					
Leased equipment	<u>(35,445)</u>	<u>(11,815)</u>	<u>-</u>	<u>(47,260)</u>	
Total accumulated depreciation/amortization	<u>(6,840,019)</u>	<u>(1,202,894)</u>	<u>128,185</u>	<u>(7,914,728)</u>	
Governmental activities capital assets, net	<u>\$ 36,455,018</u>	<u>\$ (890,053)</u>	<u>\$ (25,838)</u>	<u>\$ 35,539,127</u>	

**WYNFORD LOCAL SCHOOL DISTRICT
CRAWFORD COUNTY, OHIO**

NOTES TO THE BASIC FINANCIAL STATEMENTS
FOR THE FISCAL YEAR ENDED JUNE 30, 2023

NOTE 8 - CAPITAL ASSETS – (Continued)

Depreciation/amortization expense was charged to governmental activities as follows:

Instruction:

Regular	\$ 483,619
Special	122,977
Vocational	618
Other	1,890

Support services:

Pupil	35,067
Instructional staff	8,982
Board of education	1,068
Administration	79,130
Fiscal	21,148
Operations and maintenance	116,779
Pupil Transportation	156,432
Central	27,564
Extracurricular	50,354
Food service operations	97,266

Total depreciation/amortization expense	<u>\$ 1,202,894</u>
---	---------------------

NOTE 9 - LONG-TERM OBLIGATIONS

A. During fiscal year 2023, the following changes occurred in governmental activities long-term obligations.

	Balance Outstanding <u>June 30, 2022</u>	<u>Additions</u>	<u>Reductions</u>	Balance Outstanding <u>June 30, 2023</u>	Amounts Due in <u>One Year</u>
Governmental activities:					
General obligation bonds - Series 2018	\$ 16,750,000	\$ -	\$ (5,000)	\$ 16,745,000	\$ 5,000
Refunding bonds - Series 2018	<u>1,225,000</u>	<u>-</u>	<u>(600,000)</u>	<u>625,000</u>	<u>625,000</u>
Total general obligation bonds	<u>17,975,000</u>	<u>-</u>	<u>(605,000)</u>	<u>17,370,000</u>	<u>630,000</u>
Energy Conservation Note - Series 2016	<u>450,955</u>	<u>-</u>	<u>(64,423)</u>	<u>386,532</u>	<u>64,422</u>
Net pension liability	6,908,657	5,477,968	-	12,386,625	-
Net OPEB liability	736,424	-	(156,582)	579,842	-
Compensated absences	776,105	222,801	(156,614)	842,292	71,326
Asset retirement obligation	75,000	14,367	-	89,367	-
Lease payable	<u>29,404</u>	<u>-</u>	<u>(12,184)</u>	<u>17,220</u>	<u>12,807</u>
Total	<u>\$ 26,951,545</u>	<u>\$ 5,715,136</u>	<u>\$ (994,803)</u>	31,671,878	<u>\$ 778,555</u>
Add: unamortized premium on bonds				<u>333,352</u>	
Total on statement of net position				<u>\$ 32,005,230</u>	

**WYNFORD LOCAL SCHOOL DISTRICT
CRAWFORD COUNTY, OHIO**

NOTES TO THE BASIC FINANCIAL STATEMENTS
FOR THE FISCAL YEAR ENDED JUNE 30, 2023

NOTE 9 - LONG-TERM OBLIGATIONS - (Continued)

General Obligation Bonds Payable - Series 2018: On February 27, 2018, the District issued \$17,060,000 in general obligation bonds for the purpose of constructing a new Elementary School and a new Middle/High School. This issuance was comprised \$1,405,000 in Serial Bonds (interest rates ranging from 2.000% to 4.000%) and \$15,655,000 in Term Bonds (interest rates ranging from 3.625% to 5.000%). Interest payments are due November 1 and May 1 each year.

The Serial Bonds initial maturity date was November 1, 2018, and have a final maturity date of November 1, 2028.

The Term Bonds are subject to Mandatory Sinking Fund Redemption as follows:

The Term Bonds maturing on November 1, 2032 are subject to mandatory sinking fund redemption at a redemption price of 100% of the principal amount to be redeemed, plus accrued interest to the date of redemption, on November 1 in the years and in the respective principal amounts as follows:

Year	Principal Amount to be Redeemed
2029	\$ 270,000
2030	290,000
2031	320,000

The remaining principal amount of such Term Bonds (\$340,000) will be paid at stated maturity on November 1, 2032.

The Term Bonds maturing on November 1, 2035 are subject to mandatory sinking fund redemption at a redemption price of 100% of the principal amount to be redeemed, plus accrued interest to the date of redemption, on November 1 in the years and in the respective principal amounts as follows:

Year	Principal Amount to be Redeemed
2033	\$ 360,000
2034	395,000

The remaining principal amount of such Term Bonds (\$415,000) will be paid at stated maturity on November 1, 2035.

The Term Bonds maturing on November 1, 2038 are subject to mandatory sinking fund redemption at a redemption price of 100% of the principal amount to be redeemed, plus accrued interest to the date of redemption, on November 1 in the years and in the respective principal amounts as follows:

Year	Principal Amount to be Redeemed
2036	\$ 435,000
2037	480,000

The remaining principal amount of such Term Bonds (\$500,000) will be paid at stated maturity on November 1, 2038.

**WYNFORD LOCAL SCHOOL DISTRICT
CRAWFORD COUNTY, OHIO**

NOTES TO THE BASIC FINANCIAL STATEMENTS
FOR THE FISCAL YEAR ENDED JUNE 30, 2023

NOTE 9 - LONG-TERM OBLIGATIONS - (Continued)

The Term Bonds maturing on November 1, 2043 are subject to mandatory sinking fund redemption at a redemption price of 100% of the principal amount to be redeemed, plus accrued interest to the date of redemption, on November 1 in the years and in the respective principal amounts as follows:

Year	Principal Amount to be Redeemed
2039	\$ 530,000
2040	555,000
2041	580,000
2042	610,000

The remaining principal amount of such Term Bonds (\$640,000) will be paid at stated maturity on November 1, 2043.

The Term Bonds maturing on November 1, 2048 are subject to mandatory sinking fund redemption at a redemption price of 100% of the principal amount to be redeemed, plus accrued interest to the date of redemption, on November 1 in the years and in the respective principal amounts as follows:

Year	Principal Amount to be Redeemed
2044	\$ 675,000
2045	700,000
2046	725,000
2047	750,000

The remaining principal amount of such Term Bonds (\$775,000) will be paid at stated maturity on November 1, 2048.

The Term Bonds maturing on November 1, 2054 are subject to mandatory sinking fund redemption at a redemption price of 100% of the principal amount to be redeemed, plus accrued interest to the date of redemption, on November 1 in the years and in the respective principal amounts as follows:

Year	Principal Amount to be Redeemed
2049	\$ 805,000
2050	835,000
2051	865,000
2052	900,000
2053	935,000

The remaining principal amount of such Term Bonds (\$970,000) will be paid at stated maturity on November 1, 2054.

Principal and interest payments will be made from the bond retirement fund.

**WYNFORD LOCAL SCHOOL DISTRICT
CRAWFORD COUNTY, OHIO**

NOTES TO THE BASIC FINANCIAL STATEMENTS
FOR THE FISCAL YEAR ENDED JUNE 30, 2023

NOTE 9 - LONG-TERM OBLIGATIONS - (Continued)

Series 2018 Refunding General Obligation Bonds - On September 5, 2018, the District issued general obligation bonds (Series 2018 Refunding Bonds) to refund the callable portion of the Series 2008 Current Interest Refunding Bonds (principal \$2,340,000; interest rate of 4.00%). Issuance proceeds of \$2,386,800 were used to purchase securities which were placed in an irrevocable trust to provide resources for the debt service payment due on December 1, 2018 when the refunded debt was called. The Series 2008 Refunding bonds have been defeased and removed from the statement of net position. The balance of the refunded Series 2008 Refunding bonds at June 30, 2023 is \$625,000.

The refunding issue is comprised of current interest bonds, par value \$2,340,000. The interest rate on the current interest bonds is 2.35%.

The reacquisition price exceeded the net carrying amount of the old debt (including unamortized deferred changes and unamortized premiums) by \$46,800. This amount is being netted against the new debt and amortized over the remaining life of the refunded debt, which is equal to the life of the new debt issued. The refunding was undertaken to reduce future debt service payments by \$126,579 resulting in a current economic gain of \$117,225.

Payments of principal and interest relating to the Series 2018 refunding bonds are recorded as expenditures in the bond retirement fund. Interest payments on the current interest bonds are due on June 1 and December 1 each year. The final maturity stated in the issue is December 1, 2023.

Energy Conservation Note – Series 2016: On July 27, 2016, the District issued a \$773,070 energy conservation note to finance the purchase and installation of energy conservation measures at District buildings. The note bears an interest rate of 3.14% and matures on August 15, 2028. This issuance is considered a direct borrowing in that the terms have been negotiated between the District and the lender and are not offered for public sale. Payments of principal and interest are recorded as expenditures of the general fund.

Net Pension Liability: See Note 11 for further information on the District's net pension liability. The District pays obligations related to employee compensation from the fund benefitting from their service.

Net OPEB Liability/Asset: See Note 12 for further information on the District's net OPEB liability/asset. The District pays obligations related to employee compensation from the fund benefitting from their service.

Compensated Absences: Compensated absences will be paid from the funds from which the employees' salaries are paid, which for the District is primarily the general fund and certain nonmajor grant funds.

Asset Retirement Obligation: See Note 17 for more information on asset retirement obligations.

**WYNFORD LOCAL SCHOOL DISTRICT
CRAWFORD COUNTY, OHIO**

NOTES TO THE BASIC FINANCIAL STATEMENTS
FOR THE FISCAL YEAR ENDED JUNE 30, 2023

NOTE 9 - LONG-TERM OBLIGATIONS - (Continued)

Lease Payable: The District has entered into a lease agreement for the use of right to use equipment. Due to the implementation of GASB Statement No. 87, the District will report an intangible capital asset and corresponding liability for the future scheduled payments under the lease. The lease payments will be paid from the general fund. Lease payments have been reclassified and shown as debt service expenditures. The expenditures for these leases will be reflected as functional expenditures on the budgetary basis.

The District has entered into a lease agreement for copier equipment at the following terms:

<u>Purpose</u>	<u>Lease Commencement Fiscal Year</u>	<u>Years</u>	<u>Lease End Fiscal Year</u>	<u>Payment Method</u>
Copier equipment	2020	5	2025	Monthly

B. The following is a summary of the District's future annual debt service requirements to maturity:

<u>Fiscal Year Ending June 30,</u>	<u>General Obligation Bonds - Series 2018</u>		
	<u>Principal</u>	<u>Interest</u>	<u>Total</u>
2024	\$ 5,000	\$ 671,956	\$ 676,956
2025	180,000	668,281	848,281
2026	205,000	660,581	865,581
2027	215,000	652,181	867,181
2028	230,000	643,282	873,282
2029-2033	1,475,000	3,054,709	4,529,709
2034-2038	2,085,000	2,701,105	4,786,105
2039-2043	2,775,000	2,170,530	4,945,530
2044-2048	3,490,000	1,466,562	4,956,562
2049-2053	4,180,000	760,205	4,940,205
2054-2055	<u>1,905,000</u>	<u>72,094</u>	<u>1,977,094</u>
Total	<u>\$ 16,745,000</u>	<u>\$ 13,521,486</u>	<u>\$ 30,266,486</u>

<u>Fiscal Year Ending June 30,</u>	<u>Refunding GO Bonds - Series 2018</u>		
	<u>Principal</u>	<u>Interest</u>	<u>Total</u>
2024	<u>\$ 625,000</u>	<u>\$ 7,344</u>	<u>\$ 632,344</u>

**WYNFORD LOCAL SCHOOL DISTRICT
CRAWFORD COUNTY, OHIO**

NOTES TO THE BASIC FINANCIAL STATEMENTS
FOR THE FISCAL YEAR ENDED JUNE 30, 2023

NOTE 9 - LONG-TERM OBLIGATIONS - (Continued)

Fiscal Year Ending June 30,	Energy Conservation Note - Series 2016		
	Principal	Interest	Total
2024	\$ 64,422	\$ 11,126	\$ 75,548
2025	64,422	9,103	73,525
2026	64,422	7,080	71,502
2027	64,422	5,057	69,479
2028	64,422	3,034	67,456
2029	64,422	1,011	65,433
Total	<u>\$ 386,532</u>	<u>\$ 36,411</u>	<u>\$ 422,943</u>

Fiscal Year Ending June 30,	Lease payable		Total
	Principal	Interest	
2024	12,807	570	13,377
2025	4,413	46	4,459
Total	<u>\$ 17,220</u>	<u>\$ 616</u>	<u>\$ 17,836</u>

C. Legal Debt Margin

The Ohio Revised Code provides that voted net general obligation debt of the District shall never exceed 9% of the total assessed valuation of the District. The code further provides that unvoted indebtedness shall not exceed 1/10 of 1% of the property valuation of the District. The code additionally states that unvoted indebtedness related to energy conservation debt shall not exceed 9/10 of 1% of the property valuation of the District. The assessed valuation used in determining the District's legal debt margin has been modified by House Bill 530 which became effective March 30, 2006. In accordance with House Bill 530, the assessed valuation used in the District's legal debt margin calculation excluded tangible personal property used in business, telephone or telegraph property, interexchange telecommunications company property, and personal property owned or leased by a railroad company and used in railroad operations. The effects of these debt limitations at June 30, 2023, are a voted debt margin of \$3,947,644 (including available funds of \$1,864,892) and an unvoted debt margin of \$216,142.

**WYNFORD LOCAL SCHOOL DISTRICT
CRAWFORD COUNTY, OHIO**

NOTES TO THE BASIC FINANCIAL STATEMENTS
FOR THE FISCAL YEAR ENDED JUNE 30, 2023

NOTE 10 - RISK MANAGEMENT

A. Property, Fleet, and Liability Insurance

The District is exposed to various risks of loss related to torts; theft or damage to, and destruction of assets, errors and omissions, injuries to employees, and natural disasters. During fiscal year 2023, the District contracted with various insurance companies for property and fleet insurance, liability insurance, and inland marine coverage. Coverage provided by these insurance companies is as follows:

<u>Type of Coverage</u>	<u>Liability Limit</u>
Building and contents - replacement cost (\$1,000 deductible)	\$95,462,429
Boiler and machinery (\$1,000 deductible)	95,462,429
Mobile radio, computer, audio visual and music equipment (\$100 deductible)	95,462,429
Automobile liability (\$500 deductible)	1,000,000
Uninsured motorists	1,000,000
General liability:	
Per occurrence	1,000,000
Per year	2,000,000
Umbrella policy	5,000,000

Settled claims have not exceeded this commercial coverage in any of the past three years. There has been no significant reduction in coverage from the prior year.

B. Medical/Hospitalization, Prescription Drug and Dental Insurance

The District provides employee medical/hospitalization, prescription drug, and dental benefits through a self-insured program. The District maintains a self-insurance internal service fund to account for and finance this program. The claims liability reported in the internal service fund at June 30, 2023, in the amount of \$220,000, is based on an estimate provided by United HealthCare Services, Inc. (UMR, the third party administrator) and the requirements of GASB Statement No. 10, "Accounting and Financial Reporting for Risk Financing and Related Insurance Issues", as amended by GASB Statement No. 30, "Risk Financing Omnibus", which requires that a liability for unpaid claims costs, including estimates of costs relating to incurred but not reported claims, be accrued at the estimated ultimate cost of settling claims. Change in claims activity for the past two fiscal years is as follows:

<u>Fiscal Year</u>	<u>Beginning Balance</u>	<u>Claims Incurred (1)</u>	<u>Claims Payments</u>	<u>Ending Balance</u>
2023	\$ 1,200,000	\$ 564,037	\$ (1,544,037)	\$ 220,000
2022	210,000	2,365,816	(1,375,816)	1,200,000

(1) Represents gross claims incurred. Claims expense reported on the statement of revenues, expenses and changes in net position reflects claims expense net of prior and current fiscal year stop loss reimbursements receivable, of \$1,070,749 and \$209,315, respectively.

C. Employee Group Life Insurance

The District offers group life insurance and accidental death and dismemberment insurance to all employees through American United Life Insurance Company. Regardless of the plan utilized by the employees, all group benefit plans are traditionally funded, and the District does not retain any risk of loss.

**WYNFORD LOCAL SCHOOL DISTRICT
CRAWFORD COUNTY, OHIO**

NOTES TO THE BASIC FINANCIAL STATEMENTS
FOR THE FISCAL YEAR ENDED JUNE 30, 2023

NOTE 10 - RISK MANAGEMENT - (Continued)

D. Workers' Compensation Plan

The District participates in the Ohio School Boards Association Workers' Compensation Group Rating Plan (GRP), an insurance purchasing pool (See Note 2.A.). The intent of the GRP is to achieve the benefit of a reduced premium for the District by virtue of its grouping and representation with other participants in the GRP.

The workers' compensation experience of the participating districts is calculated as one experience and a common premium rate is applied to all school districts in the GRP. Each participant pays its workers' compensation premium to the State based on the rate for the GRP rather than its individual rate. Total savings are then calculated and each participant's individual performance is compared to the overall savings percentage of the GRP. Participation in the GRP is limited to districts that can meet the GRP's selection criteria. The firm of Sedgwick provides administrative, cost control and actuarial services to the GRP.

NOTE 11 - DEFINED BENEFIT PENSION PLANS

The Statewide retirement systems provide both pension benefits and other postemployment benefits (OPEB).

Net Pension Liability/Net OPEB Liability/Asset

The net pension liability and the net OPEB liability/asset reported on the statement of net position represents a liability or asset to employees for pensions and OPEB, respectively.

Pensions and OPEB are a component of exchange transactions—between an employer and its employees—of salaries and benefits for employee services. Pensions/OPEB are provided to an employee—on a deferred-payment basis—as part of the total compensation package offered by an employer for employee services each financial period. The obligation to sacrifice resources for pensions is a present obligation because it was created as a result of employment exchanges that already have occurred.

The net pension/OPEB liability (asset) represent the District's proportionate share of each pension/OPEB plan's collective actuarial present value of projected benefit payments attributable to past periods of service, net of each pension/OPEB plan's fiduciary net position. The net pension/OPEB liability (asset) calculation is dependent on critical long-term variables, including estimated average life expectancies, earnings on investments, cost of living adjustments and others. While these estimates use the best information available, unknowable future events require adjusting these estimates annually.

The Ohio Revised Code limits the District's obligation for this liability to annually required payments. The District cannot control benefit terms or the manner in which pensions/OPEB are financed; however, the District does receive the benefit of employees' services in exchange for compensation including pension and OPEB.

GASB 68/75 assumes the liability is solely the obligation of the employer, because (1) they benefit from employee services; and (2) State statute requires funding to come from these employers. All pension contributions to date have come solely from these employers (which also includes pension costs paid in the form of withholdings from employees). The retirement systems may allocate a portion of the employer contributions to provide for these OPEB benefits. In addition, health care plan enrollees pay a portion of the health care costs in the form of a monthly premium. State statute requires the retirement systems to amortize unfunded pension liabilities within 30 years. If the pension amortization period exceeds 30 years, each retirement system's board must propose corrective action to the State legislature. Any resulting legislative change to benefits or funding could significantly affect the net pension/OPEB liability (asset). Resulting adjustments to the net pension/OPEB liability (asset) would be effective when the changes are legally enforceable. The Ohio Revised Code permits, but does not require, the retirement systems to provide healthcare to eligible benefit recipients.

**WYNFORD LOCAL SCHOOL DISTRICT
CRAWFORD COUNTY, OHIO**

NOTES TO THE BASIC FINANCIAL STATEMENTS
FOR THE FISCAL YEAR ENDED JUNE 30, 2023

NOTE 11 - DEFINED BENEFIT PENSION PLANS - (Continued)

The remainder of this note includes the required pension disclosures. See Note 12 for the required OPEB disclosures.

The proportionate share of each plan's unfunded benefits is presented as a long-term *net pension/OPEB liability (asset)* on the accrual basis of accounting. Any liability for the contractually required pension contribution outstanding at the end of the year is included in pension and postemployment benefits payable on both the accrual and modified accrual bases of accounting.

Plan Description - School Employees Retirement System (SERS)

Plan Description - The District's non-teaching employees participate in SERS, a cost-sharing multiple-employer defined benefit pension plan administered by SERS. SERS provides retirement, disability and survivor benefits, annual cost-of-living adjustments, and death benefits to plan members and beneficiaries. Authority to establish and amend benefits is provided by Ohio Revised Code Chapter 3309. SERS issues a publicly available, stand-alone financial report that includes financial statements, required supplementary information and detailed information about SERS' fiduciary net position. That report can be obtained by visiting the SERS website at www.ohsers.org under Employers/Audit Resources.

Age and service requirements for retirement are as follows:

	Eligible to Retire on or before August 1, 2017 *	Eligible to Retire after August 1, 2017
Full benefits	Any age with 30 years of service credit	Age 67 with 10 years of service credit; or Age 57 with 30 years of service credit
Actuarially reduced benefits	Age 60 with 5 years of service credit; or Age 55 with 25 years of service credit	Age 62 with 10 years of service credit; or Age 60 with 25 years of service credit

* Members with 25 years of service credit as of August 1, 2017 will be included in this plan.

Annual retirement benefits are calculated based on final average salary multiplied by a percentage that varies based on years of service; 2.2% for the first thirty years of service and 2.5% for years of service credit over 30. Final average salary is the average of the highest three years of salary.

An individual whose benefit effective date is before April 1, 2018, is eligible for a cost-of-living adjustment (COLA) on the first anniversary date of the benefit. Beginning April 1, 2018, new benefit recipients must wait until the fourth anniversary of their benefit for COLA eligibility. The COLA is added each year to the base benefit amount on the anniversary date of the benefit. A three-year COLA suspension was in effect for all benefit recipients for the years 2018, 2019, and 2020. Upon resumption of the COLA, it will be indexed to the percentage increase in the CPI-W, not to exceed 2.5% and with a floor of 0%. In 2022, the Board of Trustees approved a 2.5% cost-of-living adjustment (COLA) for eligible retirees and beneficiaries in 2023.

Funding Policy - Plan members are required to contribute 10.00% of their annual covered salary and the District is required to contribute 14.00% of annual covered payroll. The contribution requirements of plan members and employers are established and may be amended by the SERS' Retirement Board up to statutory maximum amounts of 10.00% for plan members and 14.00% for employers. The Retirement Board, acting with the advice of the actuary, allocates the employer contribution rate among four of the System's funds (Pension Trust Fund, Death Benefit Fund, Medicare B Fund, and Health Care Fund). For the fiscal year ended June 30, 2023, the allocation to pension, death benefits, and Medicare B was 14.00%. For fiscal year 2023, the Retirement Board did not allocate any employer contribution to the Health Care Fund.

**WYNFORD LOCAL SCHOOL DISTRICT
CRAWFORD COUNTY, OHIO**

NOTES TO THE BASIC FINANCIAL STATEMENTS
FOR THE FISCAL YEAR ENDED JUNE 30, 2023

NOTE 11 - DEFINED BENEFIT PENSION PLANS - (Continued)

The District's contractually required contribution to SERS was \$220,222 for fiscal year 2023. Of this amount, \$30,783 is reported as pension and postemployment benefits payable.

Plan Description - State Teachers Retirement System (STRS)

Plan Description - Licensed teachers participate in STRS, a cost-sharing multiple-employer public employee retirement system administered by STRS. STRS provides retirement and disability benefits to members and death and survivor benefits to beneficiaries. STRS issues a stand-alone financial report that includes financial statements, required supplementary information and detailed information about STRS' fiduciary net position. That report can be obtained by writing to STRS, 275 E. Broad St., Columbus, OH 43215-3771, by calling (888) 227-7877, or by visiting the STRS website at www.strsoh.org.

New members have a choice of three retirement plans: a Defined Benefit (DB) Plan, a Defined Contribution (DC) Plan and a Combined (CO) Plan. Benefits are established by Ohio Revised Code Chapter 3307.

The DB plan offers an annual retirement allowance based on final average salary multiplied by a percentage that varies based on years of service. Effective August 1, 2015, the calculation is 2.20% of final average salary for the five highest years of earnings multiplied by all years of service. Eligibility changes will be phased in until August 1, 2023, when retirement eligibility for unreduced benefits will be five years of service credit and age 65, or 35 years of service credit and at least age 60.

Eligibility changes for DB Plan members who retire with actuarially reduced benefits will be phased in until August 1, 2023 when retirement eligibility will be five years of qualifying service credit and age 60, or 30 years of service credit regardless of age.

The DC Plan allows members to place all of their member contributions and 9.53% of the 14% employer contributions into an investment account. The member determines how to allocate the member and employer money among various investment choices offered by STRS Ohio. The remaining 4.47% of the 14% employer rate is allocated to the defined benefit unfunded liability. A member is eligible to receive a retirement benefit at age 50 and termination of employment. The member may elect to receive a lifetime monthly annuity or a lump sum withdrawal.

The Combined Plan offers features of both the DB Plan and the DC Plan. In the Combined Plan, 12% of the 14% member rate goes to the DC Plan and the remaining 2% is applied to the DB Plan. Member contributions to the DC Plan are allocated among investment choices by the member, and contributions to the DB Plan from the employer and the member are used to fund the defined benefit payment at a reduced level from the regular DB Plan. The defined benefit portion of the Combined Plan payment is payable to a member on or after age 60 with five years of service. The defined contribution portion of the account may be taken as a lump sum payment or converted to a lifetime monthly annuity after termination of employment at age 50 and after termination of employment.

New members who choose the DC Plan or Combined Plan will have another opportunity to reselect a permanent plan during their fifth year of membership. Members may remain in the same plan or transfer to another STRS plan. The optional annuitization of a member's defined contribution account or the defined contribution portion of a member's Combined Plan account to a lifetime benefit results in STRS bearing the risk of investment gain or loss on the account. STRS has therefore included all three plan options as one defined benefit plan for GASB 68 reporting purposes.

A DB or Combined Plan member with five or more years of credited service, who is determined to be disabled, may qualify for a disability benefit. New members, on or after July 1, 2013, must have at least ten years of qualifying service credit to apply for disability benefits. Members in the DC Plan who become disabled are entitled only to their account balance. Eligible survivors of members who die before service retirement may qualify for monthly benefits. If a member of the DC Plan dies before retirement benefits begin, the member's designated beneficiary is entitled to receive the member's account balance.

**WYNFORD LOCAL SCHOOL DISTRICT
CRAWFORD COUNTY, OHIO**

NOTES TO THE BASIC FINANCIAL STATEMENTS
FOR THE FISCAL YEAR ENDED JUNE 30, 2023

NOTE 11 - DEFINED BENEFIT PENSION PLANS - (Continued)

Funding Policy - Employer and member contribution rates are established by the State Teachers Retirement Board and limited by Chapter 3307 of the Ohio Revised Code. The fiscal year 2023 employer and employee contribution rate of 14% was equal to the statutory maximum rates. For fiscal year 2023, the full employer contribution was allocated to pension.

The District's contractually required contribution to STRS was \$854,272 for fiscal year 2023. Of this amount, \$145,016 is reported as pension and postemployment benefits payable.

Pension Liabilities, Pension Expense, and Deferred Outflows of Resources and Deferred Inflows of Resources Related to Pensions

The net pension liability was measured as of June 30, 2022, and the total pension liability used to calculate the net pension liability was determined by an actuarial valuation as of that date. The District's proportion of the net pension liability was based on the District's share of contributions to the pension plan relative to the contributions of all participating entities.

Following is information related to the proportionate share and pension expense:

	<u>SERS</u>	<u>STRS</u>	<u>Total</u>
Proportion of the net pension liability prior measurement date	0.037836200%	0.043114772%	
Proportion of the net pension liability current measurement date	<u>0.040577700%</u>	<u>0.045847100%</u>	
Change in proportionate share	<u>0.002741500%</u>	<u>0.002732328%</u>	
Proportionate share of the net pension liability	\$ 2,194,758	\$ 10,191,867	\$ 12,386,625
Pension expense	\$ 197,391	\$ 1,209,619	\$ 1,407,010

At June 30, 2023, the District reported deferred outflows of resources and deferred inflows of resources related to pensions from the following sources:

	<u>SERS</u>	<u>STRS</u>	<u>Total</u>
Deferred outflows of resources			
Differences between expected and actual experience	\$ 88,889	\$ 130,469	\$ 219,358
Net difference between projected and actual earnings on pension plan investments	-	354,655	354,655
Changes of assumptions	21,656	1,219,661	1,241,317
Difference between employer contributions and proportionate share of contributions/ change in proportionate share	135,019	399,351	534,370
Contributions subsequent to the measurement date	<u>220,222</u>	<u>854,272</u>	<u>1,074,494</u>
Total deferred outflows of resources	<u>\$ 465,786</u>	<u>\$ 2,958,408</u>	<u>\$ 3,424,194</u>

**WYNFORD LOCAL SCHOOL DISTRICT
CRAWFORD COUNTY, OHIO**

NOTES TO THE BASIC FINANCIAL STATEMENTS
FOR THE FISCAL YEAR ENDED JUNE 30, 2023

NOTE 11 - DEFINED BENEFIT PENSION PLANS - (Continued)

	<u>SERS</u>	<u>STRS</u>	<u>Total</u>
Deferred inflows of resources			
Differences between expected and actual experience	\$ 14,409	\$ 38,986	\$ 53,395
Net difference between projected and actual earnings on pension plan investments	76,588	-	76,588
Changes of assumptions	-	918,054	918,054
Difference between employer contributions and proportionate share of contributions/ change in proportionate share	<u>-</u>	<u>221,313</u>	<u>221,313</u>
Total deferred inflows of resources	<u>\$ 90,997</u>	<u>\$ 1,178,353</u>	<u>\$ 1,269,350</u>

\$1,074,494 reported as deferred outflows of resources related to pension resulting from District contributions subsequent to the measurement date will be recognized as a reduction of the net pension liability in the fiscal year ending June 30, 2024.

Other amounts reported as deferred outflows of resources and deferred inflows of resources related to pension will be recognized in pension expense as follows:

	<u>SERS</u>	<u>STRS</u>	<u>Total</u>
Fiscal Year Ending June 30:			
2024	\$ 90,927	\$ 93,334	\$ 184,261
2025	45,771	11,351	57,122
2026	(109,405)	(212,525)	(321,930)
2027	<u>127,274</u>	<u>1,033,623</u>	<u>1,160,897</u>
Total	<u>\$ 154,567</u>	<u>\$ 925,783</u>	<u>\$ 1,080,350</u>

Actuarial Assumptions - SERS

SERS' total pension liability was determined by their actuaries in accordance with GASB Statement No. 67, as part of their annual actuarial valuation for each defined benefit retirement plan. Actuarial valuations of an ongoing plan involve estimates of the value of reported amounts (e.g., salaries, credited service) and assumptions about the probability of occurrence of events far into the future (e.g., mortality, disabilities, retirements, employment termination). Actuarially determined amounts are subject to continual review and potential modifications, as actual results are compared with past expectations and new estimates are made about the future.

Projections of benefits for financial reporting purposes are based on the substantive plan (the plan as understood by the employers and plan members) and include the types of benefits provided at the time of each valuation and the historical pattern of sharing benefit costs between the employers and plan members to that point. The projection of benefits for financial reporting purposes does not explicitly incorporate the potential effects of legal or contractual funding limitations.

Actuarial calculations reflect a long-term perspective. For a newly hired employee, actuarial calculations will take into account the employee's entire career with the employer and also take into consideration the benefits, if any, paid to the employee after termination of employment until the death of the employee and any applicable contingent annuitant. In many cases actuarial calculations reflect several decades of service with the employer and the payment of benefits after termination.

**WYNFORD LOCAL SCHOOL DISTRICT
CRAWFORD COUNTY, OHIO**

NOTES TO THE BASIC FINANCIAL STATEMENTS
FOR THE FISCAL YEAR ENDED JUNE 30, 2023

NOTE 11 - DEFINED BENEFIT PENSION PLANS - (Continued)

Key methods and assumptions used in calculating the total pension liability in the latest actuarial valuation, prepared as of June 30, 2022, are presented below:

Wage inflation:	
Current measurement date	2.40%
Prior measurement date	2.40%
Future salary increases, including inflation:	
Current measurement date	3.25% to 13.58%
Prior measurement date	3.25% to 13.58%
COLA or ad hoc COLA:	
Current measurement date	2.00%
Prior measurement date	2.00%
Investment rate of return:	
Current measurement date	7.00% net of system expenses
Prior measurement date	7.00% net of system expenses
Discount rate:	
Current measurement date	7.00%
Prior measurement date	7.00%
Actuarial cost method	Entry age normal (level percent of payroll)

In 2022, mortality rates were based on the PUB-2010 General Employee Amount Weight Below Median Healthy Retiree mortality table projected to 2017 with ages set forward 1 year and adjusted 94.20% for males and set forward 2 years and adjusted 81.35% for females. Mortality among disabled members were based upon the PUB-2010 General Disabled Retiree mortality table projected to 2017 with ages set forward 5 years and adjusted 103.3% for males and set forward 3 years and adjusted 106.8% for females. Future improvement in mortality rates is reflected by applying the MP-2020 projection scale generationally.

In the prior measurement date, mortality rates were based on the PUB-2010 General Employee Amount Weight Below Median Healthy Retiree mortality table projected to 2017 with ages set forward 1 year and adjusted 94.20% for males and set forward 2 years and adjusted 81.35% for females. Mortality among disabled members were based upon the PUB-2010 General Disabled Retiree mortality table projected to 2017 with ages set forward 5 years and adjusted 103.3% for males and set forward 3 years and adjusted 106.8% for females. Future improvement in mortality rates is reflected by applying the MP-2020 projection scale generationally.

The most recent experience study was completed for the five-year period ended June 30, 2020.

The long-term return expectation for the Pension Plan Investments has been determined using a building-block approach and assumes a time horizon, as defined in SERS' *Statement of Investment Policy*. A forecasted rate of inflation serves as the baseline for the return expectation. Various real return premiums over the baseline inflation rate have been established for each asset class. The long-term expected nominal rate of return has been determined by calculating a weighted average of the expected real return premiums for each asset class, adding the projected inflation rate, and adding the expected return from rebalancing uncorrelated asset classes.

**WYNFORD LOCAL SCHOOL DISTRICT
CRAWFORD COUNTY, OHIO**

NOTES TO THE BASIC FINANCIAL STATEMENTS
FOR THE FISCAL YEAR ENDED JUNE 30, 2023

NOTE 11 - DEFINED BENEFIT PENSION PLANS - (Continued)

The target allocation and best estimates of arithmetic real rates of return for each major asset class are summarized in the following table:

<u>Asset Class</u>	<u>Target Allocation</u>	<u>Long-Term Expected Real Rate of Return</u>
Cash	2.00 %	(0.45) %
US Equity	24.75	5.37
Non-US Equity Developed	13.50	6.22
Non-US Equity Emerging	6.75	8.22
Fixed Income/Global Bonds	19.00	1.20
Private Equity	11.00	10.05
Real Estate/Real Assets	16.00	4.87
Multi-Asset Strategy	4.00	3.39
Private Debt/Private Credit	3.00	5.38
Total	<u>100.00 %</u>	

Discount Rate - The total pension liability was calculated using the discount rate of 7.00%. The projection of cash flows used to determine the discount rate assumed the contributions from employers and from the members would be computed based on contribution requirements as stipulated by State statute. Projected inflows from investment earnings were calculated using the long-term assumed investment rate of return (7.00%). Based on those assumptions, the plan's fiduciary net position was projected to be available to make all future benefit payments of current plan members. Therefore, the long-term expected rate of return on pension plan investments was applied to all periods of projected benefits to determine the total pension liability.

Sensitivity of the District's Proportionate Share of the Net Pension Liability to Changes in the Discount Rate - Net pension liability is sensitive to changes in the discount rate, and to illustrate the potential impact the following table presents the net pension liability calculated using the discount rate of 7.00%, as well as what each plan's net pension liability would be if it were calculated using a discount rate that is one percentage point lower (6.00%), or one percentage point higher (8.00%) than the current rate.

	<u>1% Decrease</u>	<u>Current Discount Rate</u>	<u>1% Increase</u>
District's proportionate share of the net pension liability	\$ 3,230,578	\$ 2,194,758	\$ 1,322,093

**WYNFORD LOCAL SCHOOL DISTRICT
CRAWFORD COUNTY, OHIO**

NOTES TO THE BASIC FINANCIAL STATEMENTS
FOR THE FISCAL YEAR ENDED JUNE 30, 2023

NOTE 11 - DEFINED BENEFIT PENSION PLANS - (Continued)

Actuarial Assumptions - STRS

Key methods and assumptions used in the latest actuarial valuation, reflecting experience study results used in the June 30, 2022, actuarial valuation are presented below:

	June 30, 2022	June 30, 2021
Inflation	2.50%	2.50%
Projected salary increases	Varies by service from 2.50% to 8.50%	12.50% at age 20 to 2.50% at age 65
Investment rate of return	7.00%, net of investment expenses, including inflation	7.00%, net of investment expenses, including inflation
Discount rate of return	7.00%	7.00%
Payroll increases	3.00%	3.00%
Cost-of-living adjustments (COLA)	0.00%	0.00%

For the June 30, 2022 actuarial valuation, post-retirement mortality rates are based on the Pub-2010 Teachers Healthy Annuitant Mortality Table, adjusted 110% for males, projected forward generationally using mortality improvement scale MP-2020. Pre-retirement mortality rates are based on Pub-2010 Teachers Employee Table adjusted 95% for females, projected forward generationally using mortality improvement scale MP-2020. Post-retirement disabled mortality rates are based on Pub-2010 Teachers Disable Annuitant Table projected forward generationally using mortality improvement scale MP-2020.

For the prior measurement date, post-retirement mortality rates are based on the RP-2014 Annuitant Mortality Tables with 50% of rates through age 69, 70% of rates between ages 70 and 79, 90% of rates between ages 80 and 84, and 100% of rates thereafter, projected forward generationally using mortality improvement scale MP-2016. Pre-retirement mortality rates are based on RP-2014 Employee Mortality Tables, projected forward generationally using mortality improvement scale MP-2016. Post-retirement disabled mortality rates are based on the RP-2014 Disabled Mortality Tables with 90% of rates for males and 100% of rates for females, projected forward generationally using mortality improvement scale MP-2016.

Actuarial assumptions used in the June 30, 2022 valuation are based on the results of an actuarial experience study for the period July 1, 2015 through June 30, 2021. An actuarial experience study is done on a quinquennial basis.

STRS Ohio's investment consultant develops an estimate range for the investment return assumption based on the target allocation adopted by the Retirement Board. The target allocation and long-term expected rate of return for each major asset class are summarized as follows:

Asset Class	Target Allocation*	Long-Term Expected Real Rate of Return **
Domestic Equity	26.00 %	6.60 %
International Equity	22.00	6.80
Alternatives	19.00	7.38
Fixed Income	22.00	1.75
Real Estate	10.00	5.75
Liquidity Reserves	1.00	1.00
Total	<u>100.00 %</u>	

**WYNFORD LOCAL SCHOOL DISTRICT
CRAWFORD COUNTY, OHIO**

NOTES TO THE BASIC FINANCIAL STATEMENTS
FOR THE FISCAL YEAR ENDED JUNE 30, 2023

NOTE 11 - DEFINED BENEFIT PENSION PLANS - (Continued)

* Target allocation percentage is effective as of July 1, 2022. Target weights were phased in over a 3-month period concluding on October 1, 2022.

**10-Year annualized geometric nominal returns, which include the real rate of return and inflation of 2.25% and is net of investment expenses. Over a 30-year period, STRS Ohio’s investment consultant indicates that the above target allocations should generate a return above the actuarial rate of return, without net value added by management.

Discount Rate - The discount rate used to measure the total pension liability was 7.00% as of June 30, 2022. The projection of cash flows used to determine the discount rate assumes that member and employer contributions will be made at the statutory contribution rates in accordance with the rates described previously. For this purpose, only employer contributions that are intended to fund benefits of current plan members and their beneficiaries are included. Based on those assumptions, STRS Ohio’s fiduciary net position was projected to be available to make all projected future benefit payments to current plan members as of June 30, 2022. Therefore, the long-term expected rate of return on pension plan investments of 7.00% was applied to all periods of projected benefit payments to determine the total pension liability as of June 30, 2022.

Sensitivity of the District's Proportionate Share of the Net Pension Liability to Changes in the Discount Rate - The following table represents the net pension liability as of June 30, 2022, calculated using the current period discount rate assumption of 7.00%, as well as what the net pension liability would be if it were calculated using a discount rate that is one percentage point lower (6.00%) or one percentage point higher (8.00%) than the current assumption:

	1% Decrease	Current Discount Rate	1% Increase
District's proportionate share of the net pension liability	\$ 15,396,202	\$ 10,191,867	\$ 5,790,613

Changes Between Measurement Date and Reporting Date - STRS approved a one-time 1.00% cost-of-living adjustment to eligible benefit recipients effective July 1, 2023. It is unknown what effect this change will have on the net pension liability.

NOTE 12 - DEFINED BENEFIT OPEB PLANS

Net OPEB Liability/Asset

See Note 11 for a description of the net OPEB liability (asset).

Plan Description - School Employees Retirement System (SERS)

Health Care Plan Description - The District contributes to the SERS Health Care Fund, administered by SERS for non-certificated retirees and their beneficiaries. For GASB 75 purposes, this plan is considered a cost-sharing other postemployment benefit (OPEB) plan. SERS’ Health Care Plan provides healthcare benefits to eligible individuals receiving retirement, disability, and survivor benefits, and to their eligible dependents. Members who retire after June 1, 1986, need 10 years of service credit, exclusive of most types of purchased credit, to qualify to participate in SERS’ health care coverage. In addition to age and service retirees, disability benefit recipients and beneficiaries who are receiving monthly benefits due to the death of a member or retiree, are eligible for SERS’ health care coverage. Most retirees and dependents choosing SERS’ health care coverage are over the age of 65 and therefore enrolled in a fully insured Medicare Advantage plan; however, SERS maintains a traditional, self-insured preferred provider organization for its non-Medicare retiree population. For both groups, SERS offers a self-insured prescription drug program. Health care is a benefit that is permitted, not mandated, by statute. The financial report of the Plan is included in the SERS Annual Comprehensive Financial Report which can be obtained on SERS’ website at www.ohsers.org under Employers/Audit Resources.

**WYNFORD LOCAL SCHOOL DISTRICT
CRAWFORD COUNTY, OHIO**

NOTES TO THE BASIC FINANCIAL STATEMENTS
FOR THE FISCAL YEAR ENDED JUNE 30, 2023

NOTE 12 - DEFINED BENEFIT OPEB PLANS - (Continued)

Access to health care for retirees and beneficiaries is permitted in accordance with Section 3309 of the Ohio Revised Code. The Health Care Fund was established and is administered in accordance with Internal Revenue Code Section 105(e). SERS' Retirement Board reserves the right to change or discontinue any health plan or program. Active employee members do not contribute to the Health Care Plan. The SERS Retirement Board established the rules for the premiums paid by the retirees for health care coverage for themselves and their dependents or for their surviving beneficiaries. Premiums vary depending on the plan selected, qualified years of service, Medicare eligibility, and retirement status.

Funding Policy - State statute permits SERS to fund the health care benefits through employer contributions. Each year, after the allocation for statutorily required pensions and benefits, the Retirement Board may allocate the remainder of the employer contribution of 14% of covered payroll to the Health Care Fund in accordance with the funding policy. For the fiscal year ended June 30, 2023, SERS did not allocate any employer contributions to post-employment health care. An additional health care surcharge on employers is collected for employees earning less than an actuarially determined minimum compensation amount, pro-rated if less than a full year of service credit was earned. For fiscal year 2023, this amount was \$25,000. Statutes provide that no employer shall pay a health care surcharge greater than 2% of that employer's SERS-covered payroll; nor may SERS collect in aggregate more than 1.5% of the total statewide SERS-covered payroll for the health care surcharge. For fiscal year 2023, the District's surcharge obligation was \$28,366.

The surcharge added to the allocated portion of the 14% employer contribution rate is the total amount assigned to the Health Care Fund. The District's contractually required contribution to SERS was \$28,366 for fiscal year 2023. Of this amount, \$28,366 is reported as pension and postemployment benefits payable.

Plan Description - State Teachers Retirement System (STRS)

Plan Description - The State Teachers Retirement System of Ohio (STRS) administers a cost-sharing Health Plan administered for eligible retirees who participated in the defined benefit or combined pension plans offered by STRS. Ohio law authorizes STRS to offer this plan. Benefits include hospitalization, physicians' fees, prescription drugs and partial reimbursement of monthly Medicare Part B premiums. The Medicare Part B monthly reimbursement elimination date was postponed indefinitely. The Plan is included in the report of STRS which can be obtained by visiting www.strsoh.org or by calling (888) 227-7877.

Funding Policy - Ohio Revised Code Chapter 3307 authorizes STRS to offer the Plan and gives the Retirement Board discretionary authority over how much, if any, of the health care costs will be absorbed by STRS. Active employee members do not contribute to the Health Care Plan. Nearly all health care plan enrollees, for the most recent year, pay a portion of the health care costs in the form of a monthly premium. Under Ohio law, funding for post-employment health care may be deducted from employer contributions, currently 14% of covered payroll. For the fiscal year ended June 30, 2023, STRS did not allocate any employer contributions to post-employment health care.

**WYNFORD LOCAL SCHOOL DISTRICT
CRAWFORD COUNTY, OHIO**

NOTES TO THE BASIC FINANCIAL STATEMENTS
FOR THE FISCAL YEAR ENDED JUNE 30, 2023

NOTE 12 - DEFINED BENEFIT OPEB PLANS - (Continued)

OPEB Liabilities/Assets, OPEB Expense, and Deferred Outflows of Resources and Deferred Inflows of Resources Related to OPEB

The net OPEB liability/asset was measured as of June 30, 2022, and the total OPEB liability/asset used to calculate the net OPEB liability/asset was determined by an actuarial valuation as of that date. The District's proportion of the net OPEB liability/asset was based on the District's share of contributions to the respective retirement systems relative to the contributions of all participating entities.

Following is information related to the proportionate share and OPEB expense:

	SERS	STRS	Total
Proportion of the net OPEB liability/asset prior measurement date	0.038911100%	0.043114772%	
Proportion of the net OPEB liability/asset current measurement date	<u>0.041299000%</u>	<u>0.045847100%</u>	
Change in proportionate share	<u>0.002387900%</u>	<u>0.002732328%</u>	
Proportionate share of the net OPEB liability	\$ 579,842	\$ -	\$ 579,842
Proportionate share of the net OPEB asset	\$ -	\$ 1,187,134	\$ 1,187,134
OPEB expense	\$ (27,346)	\$ (215,489)	\$ (242,835)

At June 30, 2023, the District reported deferred outflows of resources and deferred inflows of resources related to OPEB from the following sources:

	SERS	STRS	Total
Deferred outflows of resources			
Differences between expected and actual experience	\$ 4,875	\$ 17,210	\$ 22,085
Net difference between projected and actual earnings on OPEB plan investments	3,013	20,663	23,676
Changes of assumptions	92,235	50,569	142,804
Difference between employer contributions and proportionate share of contributions/change in proportionate share	94,609	7,995	102,604
Contributions subsequent to the measurement date	<u>28,366</u>	<u>-</u>	<u>28,366</u>
Total deferred outflows of resources	<u>\$ 223,098</u>	<u>\$ 96,437</u>	<u>\$ 319,535</u>

**WYNFORD LOCAL SCHOOL DISTRICT
CRAWFORD COUNTY, OHIO**

NOTES TO THE BASIC FINANCIAL STATEMENTS
FOR THE FISCAL YEAR ENDED JUNE 30, 2023

NOTE 12 - DEFINED BENEFIT OPEB PLANS - (Continued)

	<u>SERS</u>	<u>STRS</u>	<u>Total</u>
Deferred inflows of resources			
Differences between expected and actual experience	\$ 370,909	\$ 178,284	\$ 549,193
Changes of assumptions	238,028	841,795	1,079,823
Difference between employer contributions and proportionate share of contributions/ change in proportionate share	<u>19,846</u>	<u>17,248</u>	<u>37,094</u>
Total deferred inflows of resources	<u>\$ 628,783</u>	<u>\$ 1,037,327</u>	<u>\$ 1,666,110</u>

\$28,366 reported as deferred outflows of resources related to OPEB resulting from District contributions subsequent to the measurement date will be recognized as a reduction of the net OPEB liability/asset in the fiscal year ending June 30, 2024.

Other amounts reported as deferred outflows of resources and deferred inflows of resources related to OPEB will be recognized in OPEB expense as follows:

	<u>SERS</u>	<u>STRS</u>	<u>Total</u>
Fiscal Year Ending June 30:			
2024	\$ (104,349)	\$ (273,845)	\$ (378,194)
2025	(100,748)	(275,473)	(376,221)
2026	(88,512)	(127,137)	(215,649)
2027	(53,876)	(53,521)	(107,397)
2028	(33,259)	(69,791)	(103,050)
Thereafter	<u>(53,307)</u>	<u>(141,123)</u>	<u>(194,430)</u>
Total	<u>\$ (434,051)</u>	<u>\$ (940,890)</u>	<u>\$ (1,374,941)</u>

Actuarial Assumptions - SERS

The total OPEB liability is determined by SERS' actuaries in accordance with GASB Statement No. 74, as part of their annual actuarial valuation for each retirement plan. Actuarial valuations of an ongoing plan involve estimates of the value of reported amounts (e.g., salaries, credited service) and assumptions about the probability of occurrence of events far into the future (e.g., mortality, disabilities, retirements, employment terminations). Actuarially determined amounts are subject to continual review and potential modifications, as actual results are compared with past expectations and new estimates are made about the future.

Projections of benefits for financial reporting purposes are based on the substantive plan (the plan as understood by the employers and plan members) and include the types of benefits provided at the time of each valuation and the historical pattern of sharing benefit costs between the employers and plan members to that point. The projection of benefits for financial reporting purposes does not explicitly incorporate the potential effects of legal or contractual funding limitations.

**WYNFORD LOCAL SCHOOL DISTRICT
CRAWFORD COUNTY, OHIO**

NOTES TO THE BASIC FINANCIAL STATEMENTS
FOR THE FISCAL YEAR ENDED JUNE 30, 2023

NOTE 12 - DEFINED BENEFIT OPEB PLANS - (Continued)

Actuarial calculations reflect a long-term perspective. For a newly hired employee, actuarial calculations will take into account the employee's entire career with the employer and also take into consideration the benefits, if any, paid to the employee after termination of employment until the death of the employee and any applicable contingent annuitant. In many cases, actuarial calculations reflect several decades of service with the employer and the payment of benefits after termination.

Key methods and assumptions used in calculating the total OPEB liability in the latest actuarial valuation date of June 30, 2022 are presented below:

Wage inflation:	
Current measurement date	2.40%
Prior measurement date	2.40%
Future salary increases, including inflation:	
Current measurement date	3.25% to 13.58%
Prior measurement date	3.25% to 13.58%
Investment rate of return:	
Current measurement date	7.00% net of investment expense, including inflation
Prior measurement date	7.00% net of investment expense, including inflation
Municipal bond index rate:	
Current measurement date	3.69%
Prior measurement date	1.92%
Single equivalent interest rate, net of plan investment expense, including price inflation:	
Current measurement date	4.08%
Prior measurement date	2.27%
Medical trend assumption:	
Current measurement date	7.00 to 4.40%
Prior measurement date	
Medicare	5.125 to 4.400%
Pre-Medicare	6.750 to 4.400%

In 2022, mortality rates were based on the PUB-2010 General Employee Amount Weight Below Median Healthy Retiree mortality table projected to 2017 with ages set forward 1 year and adjusted 94.20% for males and set forward 2 years and adjusted 81.35% for females. Mortality among disabled members were based upon the PUB-2010 General Disabled Retiree mortality table projected to 2017 with ages set forward 5 years and adjusted 103.3% for males and set forward 3 years and adjusted 106.8% for females. Future improvement in mortality rates is reflected by applying the MP-2020 projection scale generationally.

In the prior measurement date, mortality rates were based on the PUB-2010 General Employee Amount Weighted Below Median Healthy Retiree mortality table projected to 2017 with ages set forward 1 year and adjusted 94.20% for males and set forward 2 years and adjusted 81.35% for females. Mortality among disabled members were based upon the PUB-2010 General Disabled Retiree mortality table projected to 2017 with ages set forward 5 years and adjusted 103.3% for males and set forward 3 years and adjusted 106.8% for females. Future improvement in mortality rates is reflected by applying the MP-2020 projection scale generationally.

The most recent experience study was completed for the five-year period ended June 30, 2020.

**WYNFORD LOCAL SCHOOL DISTRICT
CRAWFORD COUNTY, OHIO**

NOTES TO THE BASIC FINANCIAL STATEMENTS
FOR THE FISCAL YEAR ENDED JUNE 30, 2023

NOTE 12 - DEFINED BENEFIT OPEB PLANS - (Continued)

The long-term expected rate of return on plan assets is reviewed as part of the actuarial 5-year experience study. The most recent study covers fiscal years 2016 through 2020, and was adopted by the Board in 2021. Several factors are considered in evaluating the long-term rate of return assumption including long-term historical data, estimates inherent in current market data, and a long-normal distribution analysis in which best-estimate ranges of expected future real rates of return were developed by the investment consultant for each major asset class. These ranges were combined to produce the long-term expected rate of return, 7.00%, by weighting the expected future real rates of return by the target asset allocation percentage and then adding expected inflation. The capital market assumptions developed by the investment consultant are intended for use over a 10-year horizon and may not be useful in setting the long-term rate of return for funding pension plans which covers a longer timeframe. The assumption is intended to be a long-term assumption and is not expected to change absent a significant change in the asset allocation, a change in the inflation assumption, or a fundamental change in the market that alters expected returns in future years.

The target asset allocation and best estimates of arithmetic real rates of return for each major asset class are summarized as follows:

Asset Class	Target Allocation	Long-Term Expected Real Rate of Return
Cash	2.00 %	(0.45) %
US Equity	24.75	5.37
Non-US Equity Developed	13.50	6.22
Non-US Equity Emerging	6.75	8.22
Fixed Income/Global Bonds	19.00	1.20
Private Equity	11.00	10.05
Real Estate/Real Assets	16.00	4.87
Multi-Asset Strategy	4.00	3.39
Private Debt/Private Credit	3.00	5.38
Total	<u>100.00 %</u>	

Discount Rate - The discount rate used to measure the total OPEB liability at June 30, 2022, was 4.08%. The discount rate used to measure total OPEB liability prior to June 30, 2022, was 2.27%. The projection of cash flows used to determine the discount rate assumed that contributions will be made from members and the System at the contribution rate of 1.50% of projected covered payroll each year, which includes a 1.50% payroll surcharge and no contributions from the basic benefits plan. Based on these assumptions, the OPEB plan's fiduciary net position was projected to become insufficient to make all projected future benefit payments of current System members by SERS actuaries. The Municipal Bond Index Rate is used in the determination of the SEIR for both the June 30, 2022 and the June 30, 2021 total OPEB liability. The Municipal Bond Index rate is the single rate that will generate a present value of benefit payments equal to the sum of the present value determined by the long-term expected rate of return, and the present value determined by discounting those benefits after the date of depletion. The Municipal Bond Index Rate is 3.69% at June 30, 2022 and 1.92% at June 30, 2021.

Sensitivity of the District's Proportionate Share of the Net OPEB Liability to Changes in the Discount Rate and Changes in the Health Care Cost Trend Rates - The net OPEB liability is sensitive to changes in the discount rate and the health care cost trend rate. The following table presents the net OPEB liability, what the net OPEB liability would be if it were calculated using a discount rate that is 1 percentage point lower (3.08%) and higher (5.08%) than the current discount rate (4.08%). Also shown is what the net OPEB liability would be based on health care cost trend rates that are 1 percentage point lower (6.00% decreasing to 3.40%) and higher (8.00% decreasing to 5.40%) than the current rate (7.00% decreasing to 4.40%).

**WYNFORD LOCAL SCHOOL DISTRICT
CRAWFORD COUNTY, OHIO**

NOTES TO THE BASIC FINANCIAL STATEMENTS
FOR THE FISCAL YEAR ENDED JUNE 30, 2023

NOTE 12 - DEFINED BENEFIT OPEB PLANS - (Continued)

	1% Decrease	Current Discount Rate	1% Increase
District's proportionate share of the net OPEB liability	\$ 720,173	\$ 579,842	\$ 466,557
	1% Decrease	Current Trend Rate	1% Increase
District's proportionate share of the net OPEB liability	\$ 447,162	\$ 579,842	\$ 753,144

Actuarial Assumptions - STRS

Key methods and assumptions used in the latest actuarial valuation, reflecting experience study results used in the June 30, 2022 actuarial valuation, compared with June 30, 2021 actuarial valuation, are presented below:

	June 30, 2022		June 30, 2021	
Inflation	2.50%		2.50%	
Projected salary increases	Varies by service from 2.50% to 8.50%		12.50% at age 20 to 2.50% at age 65	
Investment rate of return	7.00%, net of investment expenses, including inflation		7.00%, net of investment expenses, including inflation	
Payroll increases	3.00%		3.00%	
Cost-of-living adjustments (COLA)	0.00%		0.00%	
Discount rate of return	7.00%		7.00%	
Blended discount rate of return	N/A		N/A	
Health care cost trends	Initial	Ultimate	Initial	Ultimate
Medical				
Pre-Medicare	7.50%	3.94%	5.00%	4.00%
Medicare	-68.78%	3.94%	-16.18%	4.00%
Prescription Drug				
Pre-Medicare	9.00%	3.94%	6.50%	4.00%
Medicare	-5.47%	3.94%	29.98%	4.00%

Projections of benefits include the historical pattern of sharing benefit costs between the employers and retired plan members.

For the June 30, 2022 actuarial valuation, for healthy retirees the post-retirement mortality rates are based on the Pub-2010 Teachers Healthy Annuitant Mortality Table, adjusted 110% for males, projected forward generationally using mortality improvement scale MP-2020; pre-retirement mortality rates are based on Pub-2010 Teachers Employee Table adjusted 95% for females, projected forward generationally using mortality improvement scale MP-2020. For disabled retirees, mortality rates are based on the Pub-2010 Teachers Disabled Annuitant Table projected forward generationally using mortality improvement scale MP-2020.

**WYNFORD LOCAL SCHOOL DISTRICT
CRAWFORD COUNTY, OHIO**

NOTES TO THE BASIC FINANCIAL STATEMENTS
FOR THE FISCAL YEAR ENDED JUNE 30, 2023

NOTE 12 - DEFINED BENEFIT OPEB PLANS - (Continued)

For the prior measurement date, for healthy retirees the mortality rates are based on the RP-2014 Annuitant Mortality Tables with 50% of rates through age 69, 70% of rates between ages 70 and 79, 90% of rates between ages 80 and 84, and 100% of rates thereafter, projected forward generationally using mortality improvement scale MP-2016. For disabled retirees, mortality rates are based on the RP-2014 Disabled Mortality Tables with 90% of rates for males and 100% of rates for females, projected forward generationally using mortality improvement scale MP-2016.

Actuarial assumptions used in the June 30, 2022 valuation are based on the results of an actuarial experience study for the period July 1, 2015 through June 30, 2021. An actuarial experience study is done on a quinquennial basis.

Assumption Changes Since the Prior Measurement Date - The discount rate remained unchanged at 7.00% for the June 30, 2022 valuation.

Benefit Term Changes Since the Prior Measurement Date - Salary increase rates were updated based on the actuarial experience study for the period July 1, 2015 through June 30, 2021 and were changed from age based to service based.

STRS' investment consultant develops an estimate range for the investment return assumption based on the target allocation adopted by the Retirement Board. The target allocation and long-term expected rate of return for each major asset class are summarized as follows:

Asset Class	Target Allocation*	Long-Term Expected Real Rate of Return **
Domestic Equity	26.00 %	6.60 %
International Equity	22.00	6.80
Alternatives	19.00	7.38
Fixed Income	22.00	1.75
Real Estate	10.00	5.75
Liquidity Reserves	1.00	1.00
Total	<u>100.00 %</u>	

* Target allocation percentage is effective as of July 1, 2022. Target weights were phased in over a 3-month period concluding on October 1, 2022.

**10-Year annualized geometric nominal returns, which include the real rate of return and inflation of 2.25% and is net of investment expenses. Over a 30-year period, STRS Ohio's investment consultant indicates that the above target allocations should generate a return above the actuarial rate of return, without net value added by management.

Discount Rate - The discount rate used to measure the total OPEB liability was 7.00% as of June 30, 2022. The projection of cash flows used to determine the discount rate assumed STRS Ohio continues to allocate no employer contributions to the health care fund. Based on those assumptions, the OPEB plan's fiduciary net position was projected to be available to make all projected future benefit payments to current plan members as of June 30, 2022. Therefore, the long-term expected rate of return on health care fund investments of 7.00% was applied to all periods of projected health care costs to determine the total OPEB liability as of June 30, 2022.

Sensitivity of the District's Proportionate Share of the Net OPEB Asset to Changes in the Discount and Health Care Cost Trend Rate - The following table represents the net OPEB asset as of June 30, 2022, calculated using the current period discount rate assumption of 7.00%, as well as what the net OPEB asset would be if it were calculated using a discount rate that is one percentage point lower (6.00%) or one percentage point higher (8.00%) than the current assumption. Also shown is the net OPEB asset as if it were calculated using health care cost trend rates that are one percentage point lower or one percentage point higher than the current health care cost trend rates.

**WYNFORD LOCAL SCHOOL DISTRICT
CRAWFORD COUNTY, OHIO**

NOTES TO THE BASIC FINANCIAL STATEMENTS
FOR THE FISCAL YEAR ENDED JUNE 30, 2023

NOTE 12 - DEFINED BENEFIT OPEB PLANS - (Continued)

	1% Decrease	Current Discount Rate	1% Increase
District's proportionate share of the net OPEB asset	\$ 1,099,308	\$ 1,187,134	\$ 1,263,935
	1% Decrease	Current Trend Rate	1% Increase
District's proportionate share of the net OPEB asset	\$ 1,231,347	\$ 1,187,134	\$ 1,131,326

NOTE 13 - BUDGETARY BASIS OF ACCOUNTING

While reporting financial position, results of operations, and changes in fund balance on the basis of generally accepted accounting principles (GAAP), the budgetary basis as provided by law is based upon accounting for certain transactions on a basis of cash receipts, disbursements and encumbrances.

The statement of revenues, expenditures and changes in fund balance - budget and actual (non-GAAP budgetary basis) presented for the general fund is presented on the budgetary basis to provide a meaningful comparison of actual results with the budget. The major differences between the budget basis and the GAAP basis are that:

- (a) Revenues and other financing sources are recorded when received in cash (budget basis) as opposed to when susceptible to accrual (GAAP basis);
- (b) Expenditures and other financing uses are recorded when paid in cash (budget basis) as opposed to when the liability is incurred (GAAP basis);
- (c) In order to determine compliance with Ohio law, and to reserve that portion of the applicable appropriation, total outstanding encumbrances (budget basis) are recorded as the equivalent of an expenditure, as opposed to assigned or committed fund balance for that portion of outstanding encumbrances not already recognized as an account payable (GAAP basis);
- (d) Advances-in and advances-out are operating transactions (budget basis) as opposed to balance sheet transactions (GAAP basis); and,
- (e) Some funds are included in the general fund (GAAP basis), but have separate legally adopted budgets (budget basis).

**WYNFORD LOCAL SCHOOL DISTRICT
CRAWFORD COUNTY, OHIO**

NOTES TO THE BASIC FINANCIAL STATEMENTS
FOR THE FISCAL YEAR ENDED JUNE 30, 2023

NOTE 13 - BUDGETARY BASIS OF ACCOUNTING - (Continued)

The adjustments necessary to convert the results of operations for the year on the budget basis to the GAAP basis for the general fund is as follows:

Net Change in Fund Balance

	<u>General fund</u>
Budget basis	\$ (1,536,308)
Net adjustment for revenue accruals	131,712
Net adjustment for expenditure accruals	(163,617)
Net adjustment for other sources/uses	(130,296)
Funds budgeted elsewhere	(1,694)
Adjustment for encumbrances	606,162
GAAP basis	<u>\$ (1,094,041)</u>

The public school support fund is legally budgeted in a separate fund classification but is considered part of the general fund on a GAAP basis.

NOTE 14 - CONTINGENCIES

A. Grants

The District receives significant financial assistance from numerous federal, State and local agencies in the form of grants. The disbursement of funds received under these programs generally requires compliance with terms and conditions specified in the grant agreements and are subject to audit by the grantor agencies. Any disallowed claims resulting from such audits could become a liability of the District. However, in the opinion of management, any such disallowed claims will not have a material effect on the financial position of the District.

B. Litigation

The District is involved in no material litigation as either plaintiff or defendant.

NOTE 15 - SET-ASIDES

The District is required by State law to annually set-aside certain general fund revenue amounts, as defined by statutory formula, for the acquisition and construction of capital improvements. Amounts not spent by the end of the fiscal year or offset by similarly restricted resources received during the year must be held in cash at fiscal year end. This amount must be carried forward to be used for the same purpose in future years. Expenditures and other applicable offsets exceeding the set-aside requirement may not be carried forward to the next fiscal year. The following cash-basis information describes the change in the fiscal year end set-aside amount for capital improvements. Disclosure of this information is required by State statute.

**WYNFORD LOCAL SCHOOL DISTRICT
CRAWFORD COUNTY, OHIO**

NOTES TO THE BASIC FINANCIAL STATEMENTS
FOR THE FISCAL YEAR ENDED JUNE 30, 2023

NOTE 15 - SET-ASIDES – (Continued)

	<u>Capital Improvements</u>
Set-aside balance June 30, 2022	\$ -
Current year set-aside requirement	240,838
Current year offsets	(196,144)
Prior year offset from bond proceeds	<u>(44,694)</u>
Total	<u>\$ -</u>
Balance carried forward to fiscal year 2024	<u>\$ -</u>
Set-aside balance June 30, 2023	<u>\$ -</u>

During fiscal year 1999, the District issued \$7,263,000 in capital related school improvement bonds. During fiscal year 2018, the District issued \$17,060,000 in capital related school improvement bonds. The amount presented for prior year offset from bond proceeds is limited to an amount needed to reduce the capital improvements set-aside balance to zero. The District is responsible for tracking the amount of bond proceeds that may be used as an offset in future periods, which was \$21,622,378 at June 30, 2023.

NOTE 16 - COMMITMENTS

The District utilizes encumbrance accounting as part of its budgetary controls. Encumbrances outstanding at year end may be reported as part of restricted, committed, or assigned classifications of fund balance. At fiscal year end, the District's commitments for encumbrances (net of amounts already included in payables) in the governmental funds were as follows:

<u>Fund</u>	<u>Year End Encumbrances</u>
General fund	\$ 394,066
Building fund	320,680
Classroom facilities fund	61,547
Nonmajor governmental funds	<u>189,607</u>
Total	<u>\$ 965,900</u>

NOTE 17 – ASSET RETIREMENT OBLIGATION

GASB Statement No. 83, "Certain Asset Retirement Obligations", requires governmental entities to record a liability and a corresponding deferred outflow of resources at the time there is an external obligating event such as a federal or state regulation, a legally binding contract or court judgment and when there is an internal obligating event which is at the time an asset is acquired or if constructed placed in service. At June 30, 2023, the District has recorded on the statement of net position, a long-term liability and deferred outflow of resources in the amount of \$89,367 associated with the retirement of underground storage tanks as there is an enforceable legal obligation.

**WYNFORD LOCAL SCHOOL DISTRICT
CRAWFORD COUNTY, OHIO**

**NOTES TO THE BASIC FINANCIAL STATEMENTS
FOR THE FISCAL YEAR ENDED JUNE 30, 2023**

NOTE 18 - COVID-19

The United States and the State of Ohio declared a state of emergency in March of 2020 due to the COVID-19 pandemic. Ohio's state of emergency ended in June 2021 while the national state of emergency ended in April 2023. During fiscal year 2023, the District received COVID-19 funding. The District will continue to spend available COVID-19 funding consistent with the applicable program guidelines.

REQUIRED SUPPLEMENTARY INFORMATION

**WYNFORD LOCAL SCHOOL DISTRICT
CRAWFORD COUNTY, OHIO**

SCHEDULES OF REQUIRED SUPPLEMENTARY INFORMATION

SCHEDULE OF THE DISTRICT'S PROPORTIONATE SHARE OF
THE NET PENSION LIABILITY
SCHOOL EMPLOYEES RETIREMENT SYSTEM (SERS) OF OHIO

LAST TEN FISCAL YEARS

	<u>2023</u>	<u>2022</u>	<u>2021</u>	<u>2020</u>
District's proportion of the net pension liability	0.04057770%	0.03783620%	0.03592880%	0.03710050%
District's proportionate share of the net pension liability	\$ 2,194,758	\$ 1,396,046	\$ 2,376,407	\$ 2,219,788
District's covered payroll	\$ 1,584,471	\$ 1,313,379	\$ 1,261,221	\$ 1,274,259
District's proportionate share of the net pension liability as a percentage of its covered payroll	138.52%	106.29%	188.42%	174.20%
Plan fiduciary net position as a percentage of the total pension liability	75.82%	82.86%	68.55%	70.85%

Amounts presented for each fiscal year were determined as of the District's measurement date which is the prior year-end.

SEE ACCOMPANYING NOTES TO THE REQUIRED SUPPLEMENTARY INFORMATION

2019	2018	2017	2016	2015	2014
0.03600380%	0.03688550%	0.03805530%	0.03660450%	0.04061900%	0.04061900%
\$ 2,062,004	\$ 2,203,827	\$ 2,785,297	\$ 2,088,688	\$ 2,055,704	\$ 2,415,482
\$ 1,222,015	\$ 1,176,043	\$ 1,177,750	\$ 1,101,950	\$ 1,180,303	\$ 1,141,423
168.74%	187.39%	236.49%	189.54%	174.17%	211.62%
71.36%	69.50%	62.98%	69.16%	71.70%	65.52%

**WYNFORD LOCAL SCHOOL DISTRICT
CRAWFORD COUNTY, OHIO**

SCHEDULES OF REQUIRED SUPPLEMENTARY INFORMATION

SCHEDULE OF THE DISTRICT'S PROPORTIONATE SHARE OF
THE NET PENSION LIABILITY
STATE TEACHERS RETIREMENT SYSTEM (STRS) OF OHIO

LAST TEN FISCAL YEARS

	<u>2023</u>	<u>2022</u>	<u>2021</u>	<u>2020</u>
District's proportion of the net pension liability	0.045847100%	0.043114772%	0.044394020%	0.044834060%
District's proportionate share of the net pension liability	\$ 10,191,868	\$ 5,512,611	\$ 10,741,773	\$ 9,914,783
District's covered payroll	\$ 6,030,771	\$ 5,415,021	\$ 5,428,107	\$ 5,180,693
District's proportionate share of the net pension liability as a percentage of its covered payroll	169.00%	101.80%	197.89%	191.38%
Plan fiduciary net position as a percentage of the total pension liability	78.88%	87.78%	75.48%	77.40%

Amounts presented for each fiscal year were determined as of the District's measurement date which is the prior year-end.

SEE ACCOMPANYING NOTES TO THE REQUIRED SUPPLEMENTARY INFORMATION

2019	2018	2017	2016	2015	2014
0.044061230%	0.045253180%	0.044498270%	0.044243350%	0.043572000%	0.043572000%
\$ 9,688,075	\$ 10,749,990	\$ 14,894,912	\$ 12,227,568	\$ 10,598,160	\$ 12,624,459
\$ 5,153,914	\$ 5,129,507	\$ 4,901,414	\$ 4,645,093	\$ 4,451,969	\$ 4,937,838
187.98%	209.57%	303.89%	263.24%	238.06%	255.67%
77.31%	75.30%	66.80%	72.10%	74.70%	69.30%

**WYNFORD LOCAL SCHOOL DISTRICT
CRAWFORD COUNTY, OHIO**

SCHEDULES OF REQUIRED SUPPLEMENTARY INFORMATION

SCHEDULE OF DISTRICT PENSION CONTRIBUTIONS
SCHOOL EMPLOYEES RETIREMENT SYSTEM (SERS) OF OHIO

LAST TEN FISCAL YEARS

	<u>2023</u>	<u>2022</u>	<u>2021</u>	<u>2020</u>
Contractually required contribution	\$ 220,222	\$ 221,826	\$ 183,873	\$ 176,571
Contributions in relation to the contractually required contribution	<u>(220,222)</u>	<u>(221,826)</u>	<u>(183,873)</u>	<u>(176,571)</u>
Contribution deficiency (excess)	<u>\$ -</u>	<u>\$ -</u>	<u>\$ -</u>	<u>\$ -</u>
District's covered payroll	\$ 1,573,014	\$ 1,584,471	\$ 1,313,379	\$ 1,261,221
Contributions as a percentage of covered payroll	14.00%	14.00%	14.00%	14.00%

SEE ACCOMPANYING NOTES TO THE REQUIRED SUPPLEMENTARY INFORMATION

<u>2019</u>	<u>2018</u>	<u>2017</u>	<u>2016</u>	<u>2015</u>	<u>2014</u>
\$ 172,025	\$ 164,972	\$ 164,646	\$ 164,885	\$ 145,237	\$ 163,590
<u>(172,025)</u>	<u>(164,972)</u>	<u>(164,646)</u>	<u>(164,885)</u>	<u>(145,237)</u>	<u>(163,590)</u>
<u>\$ -</u>	<u>\$ -</u>	<u>\$ -</u>	<u>\$ -</u>	<u>\$ -</u>	<u>\$ -</u>
\$ 1,274,259	\$ 1,222,015	\$ 1,176,043	\$ 1,177,750	\$ 1,101,950	\$ 1,180,303
13.50%	13.50%	14.00%	14.00%	13.18%	13.86%

**WYNFORD LOCAL SCHOOL DISTRICT
CRAWFORD COUNTY, OHIO**

SCHEDULES OF REQUIRED SUPPLEMENTARY INFORMATION

SCHEDULE OF DISTRICT PENSION CONTRIBUTIONS
STATE TEACHERS RETIREMENT SYSTEM (STRS) OF OHIO

LAST TEN FISCAL YEARS

	2023	2022	2021	2020
Contractually required contribution	\$ 854,272	\$ 844,308	\$ 758,103	\$ 759,935
Contributions in relation to the contractually required contribution	(854,272)	(844,308)	(758,103)	(759,935)
Contribution deficiency (excess)	\$ -	\$ -	\$ -	\$ -
District's covered payroll	\$ 6,101,943	\$ 6,030,771	\$ 5,415,021	\$ 5,428,107
Contributions as a percentage of covered payroll	14.00%	14.00%	14.00%	14.00%

SEE ACCOMPANYING NOTES TO THE REQUIRED SUPPLEMENTARY INFORMATION

<u>2019</u>	<u>2018</u>	<u>2017</u>	<u>2016</u>	<u>2015</u>	<u>2014</u>
\$ 725,297	\$ 721,548	\$ 718,131	\$ 686,198	\$ 650,313	\$ 578,756
<u>(725,297)</u>	<u>(721,548)</u>	<u>(718,131)</u>	<u>(686,198)</u>	<u>(650,313)</u>	<u>(578,756)</u>
<u>\$ -</u>	<u>\$ -</u>	<u>\$ -</u>	<u>\$ -</u>	<u>\$ -</u>	<u>\$ -</u>
\$ 5,180,693	\$ 5,153,914	\$ 5,129,507	\$ 4,901,414	\$ 4,645,093	\$ 4,451,969
14.00%	14.00%	14.00%	14.00%	14.00%	13.00%

**WYNFORD LOCAL SCHOOL DISTRICT
CRAWFORD COUNTY, OHIO**

SCHEDULES OF REQUIRED SUPPLEMENTARY INFORMATION

SCHEDULE OF THE DISTRICT'S PROPORTIONATE SHARE OF
THE NET OPEB LIABILITY
SCHOOL EMPLOYEES RETIREMENT SYSTEM (SERS) OF OHIO

LAST SEVEN FISCAL YEARS

	<u>2023</u>	<u>2022</u>	<u>2021</u>	<u>2020</u>	<u>2019</u>	<u>2018</u>	<u>2017</u>
District's proportion of the net OPEB liability	0.04129900%	0.03891110%	0.03734810%	0.03799930%	0.03653370%	0.03714050%	0.03828824%
District's proportionate share of the net OPEB liability	\$ 579,842	\$ 736,424	\$ 811,696	\$ 955,602	\$ 1,013,544	\$ 996,753	\$ 1,091,356
District's covered payroll	\$ 1,584,471	\$ 1,313,379	\$ 1,261,221	\$ 1,274,259	\$ 1,222,015	\$ 1,176,043	\$ 1,177,750
District's proportionate share of the net OPEB liability as a percentage of its covered payroll	36.60%	56.07%	64.36%	74.99%	82.94%	84.75%	92.66%
Plan fiduciary net position as a percentage of the total OPEB liability	30.34%	24.08%	18.17%	15.57%	13.57%	12.46%	11.49%

Note: Information prior to 2017 was unavailable. Schedule is intended to show information for 10 years. Additional years will be displayed as they become available.

Amounts presented for each fiscal year were determined as of the District's measurement date which is the prior year-end.

SEE ACCOMPANYING NOTES TO THE REQUIRED SUPPLEMENTARY INFORMATION

**WYNFORD LOCAL SCHOOL DISTRICT
CRAWFORD COUNTY, OHIO**

SCHEDULES OF REQUIRED SUPPLEMENTARY INFORMATION

SCHEDULE OF THE DISTRICT'S PROPORTIONATE SHARE OF
THE NET OPEB LIABILITY/ASSET
STATE TEACHERS RETIREMENT SYSTEM (STRS) OF OHIO

LAST SEVEN FISCAL YEARS

	<u>2023</u>	<u>2022</u>	<u>2021</u>	<u>2020</u>	<u>2019</u>	<u>2018</u>	<u>2017</u>
District's proportion of the net OPEB liability/asset	0.045847100%	0.043114772%	0.044394020%	0.044834060%	0.044061230%	0.045253180%	0.044498270%
District's proportionate share of the net OPEB liability/(asset)	\$ (1,187,134)	\$ (909,040)	\$ (780,225)	\$ (742,559)	\$ (708,019)	\$ 1,765,612	\$ 2,379,779
District's covered payroll	\$ 6,030,771	\$ 5,415,021	\$ 5,428,107	\$ 5,180,693	\$ 5,153,914	\$ 5,129,507	\$ 4,901,414
District's proportionate share of the net OPEB liability/asset as a percentage of its covered payroll	19.68%	16.79%	14.37%	14.33%	13.74%	34.42%	48.55%
Plan fiduciary net position as a percentage of the total OPEB liability/asset	230.73%	174.73%	182.10%	174.70%	176.00%	47.10%	37.33%

Note: Information prior to 2017 was unavailable. Schedule is intended to show information for 10 years. Additional years will be displayed as they become available.

Amounts presented for each fiscal year were determined as of the District's measurement date which is the prior year-end.

SEE ACCOMPANYING NOTES TO THE REQUIRED SUPPLEMENTARY INFORMATION

**WYNFORD LOCAL SCHOOL DISTRICT
CRAWFORD COUNTY, OHIO**

SCHEDULES OF REQUIRED SUPPLEMENTARY INFORMATION

SCHEDULE OF DISTRICT OPEB CONTRIBUTIONS
SCHOOL EMPLOYEES RETIREMENT SYSTEM (SERS) OF OHIO

LAST TEN FISCAL YEARS

	2023	2022	2021	2020
Contractually required contribution	\$ 28,366	\$ 25,988	\$ 24,522	\$ 24,300
Contributions in relation to the contractually required contribution	(28,366)	(25,988)	(24,522)	(24,300)
Contribution deficiency (excess)	\$ -	\$ -	\$ -	\$ -
District's covered payroll	\$ 1,573,014	\$ 1,584,471	\$ 1,313,379	\$ 1,261,221
Contributions as a percentage of covered payroll	1.80%	1.64%	1.87%	1.93%

SEE ACCOMPANYING NOTES TO THE REQUIRED SUPPLEMENTARY INFORMATION

<u>2019</u>	<u>2018</u>	<u>2017</u>	<u>2016</u>	<u>2015</u>	<u>2014</u>
\$ 29,464	\$ 25,882	\$ 18,902	\$ 18,187	\$ 28,180	\$ 20,262
<u>(29,464)</u>	<u>(25,882)</u>	<u>(18,902)</u>	<u>(18,187)</u>	<u>(28,180)</u>	<u>(20,262)</u>
<u>\$ -</u>	<u>\$ -</u>	<u>\$ -</u>	<u>\$ -</u>	<u>\$ -</u>	<u>\$ -</u>
\$ 1,274,259	\$ 1,222,015	\$ 1,176,043	\$ 1,177,750	\$ 1,101,950	\$ 1,180,303
2.31%	2.12%	1.61%	1.54%	2.56%	1.72%

**WYNFORD LOCAL SCHOOL DISTRICT
CRAWFORD COUNTY, OHIO**

SCHEDULES OF REQUIRED SUPPLEMENTARY INFORMATION

SCHEDULE OF DISTRICT OPEB CONTRIBUTIONS
STATE TEACHERS RETIREMENT SYSTEM (STRS) OF OHIO

LAST TEN FISCAL YEARS

	<u>2023</u>	<u>2022</u>	<u>2021</u>	<u>2020</u>
Contractually required contribution	\$ -	\$ -	\$ -	\$ -
Contributions in relation to the contractually required contribution	-	-	-	-
Contribution deficiency (excess)	<u>\$ -</u>	<u>\$ -</u>	<u>\$ -</u>	<u>\$ -</u>
District's covered payroll	\$ 6,101,943	\$ 6,030,771	\$ 5,415,021	\$ 5,428,107
Contributions as a percentage of covered payroll	0.00%	0.00%	0.00%	0.00%

SEE ACCOMPANYING NOTES TO THE REQUIRED SUPPLEMENTARY INFORMATION

<u>2019</u>	<u>2018</u>	<u>2017</u>	<u>2016</u>	<u>2015</u>	<u>2014</u>
\$ -	\$ -	\$ -	\$ -	\$ -	\$ 46,373
-	-	-	-	-	(46,373)
<u>\$ -</u>	<u>\$ -</u>	<u>\$ -</u>	<u>\$ -</u>	<u>\$ -</u>	<u>\$ -</u>
\$ 5,180,693	\$ 5,153,914	\$ 5,129,507	\$ 4,901,414	\$ 4,645,093	\$ 4,451,969
0.00%	0.00%	0.00%	0.00%	0.00%	1.04%

**WYNFORD LOCAL SCHOOL DISTRICT
CRAWFORD COUNTY, OHIO**

NOTES TO THE REQUIRED SUPPLEMENTARY INFORMATION
FOR THE FISCAL YEAR ENDED JUNE 30, 2023

PENSION

SCHOOL EMPLOYEES RETIREMENT SYSTEM (SERS) OF OHIO

Changes in benefit terms :

- There were no changes in benefit terms from the amounts reported for fiscal year 2014.
- There were no changes in benefit terms from the amounts reported for fiscal year 2015.
- There were no changes in benefit terms from the amounts reported for fiscal year 2016.
- There were no changes in benefit terms from the amounts reported for fiscal year 2017.
- For fiscal year 2018, SERS changed from a fixed 3% annual increase to a Cost of Living Adjustment (COLA) based on the changes in the Consumer Price Index (CPI-W), with a cap of 2.5% and a floor of 0%.
- For fiscal year 2019, with the authority granted the Board under Senate Bill 8, the Board has enacted a three year COLA delay for future benefit recipients commencing benefits on or after April 1, 2018.
- There were no changes in benefit terms from the amounts previously reported for fiscal year 2020.
- There were no changes in benefit terms from the amounts previously reported for fiscal year 2021.
- For fiscal year 2022, SERS changed from a Cost of Living Adjustment (COLA) of 2.5% to 2.0%.
- There were no changes in benefit terms from the amounts reported for fiscal year 2023.

Changes in assumptions :

- There were no changes in methods and assumptions used in the calculation of actuarial determined contributions for fiscal year 2014.
- There were no changes in methods and assumptions used in the calculation of actuarial determined contributions for fiscal year 2015.
- There were no changes in methods and assumptions used in the calculation of actuarial determined contributions for fiscal year 2016.
- For fiscal year 2017, the following changes of assumptions affected the total pension liability since the prior measurement date: (a) the assumed rate of inflation was reduced from 3.25% to 3.00%, (b) payroll growth assumption was reduced from 4.00% to 3.50%, (c) assumed real wage growth was reduced from 0.75% to 0.50%, (d) rates of withdrawal, retirement and disability were updated to reflect recent experience, (e) mortality among active members was updated to RP-2014 Blue Collar Mortality Table with fully generational projection and a five year age set-back for both males and females, (f) mortality among service retired members and beneficiaries was updated to the following RP-2014 Blue Collar Mortality Table with fully generational projection with Scale BB, 120% of male rates and 110% of female rates, (g) mortality among disabled members was updated to RP-2000 Disabled Mortality Table, 90% for male rates and 100% for female rates, set back five years is used for the period after disability retirement and (h) the discount rate was reduced from 7.75% to 7.50%.
- There were no changes in methods and assumptions used in the calculation of actuarial determined contributions for fiscal year 2018.
- There were no changes in methods and assumptions used in the calculation of actuarial determined contributions for fiscal year 2019.
- There were no changes in methods and assumptions used in the calculation of actuarial determined contributions for fiscal year 2020.
- There were no changes in methods and assumptions used in the calculation of actuarial determined contributions for fiscal year 2021.
- For fiscal year 2022, the following changes of assumptions affected the total pension liability since the prior measurement date: (a) wage inflation decreased from 3.00% to 2.40%, (b) future salary increases changed from 3.50%-18.20% to 3.25%-13.58%, (c) investment rate of return decreased from 7.50% to 7.00%, (d) discount rate decreased from 7.50% to 7.00% and (e) mortality tables changed from the RP-2014 Blue Collar mortality table to the PUB-2010 General Employee Amount Weighted Below Median Healthy Retiree mortality table.
- There were no changes in methods and assumptions used in the calculation of actuarial determined contributions for fiscal year 2023.

(Continued)

**WYNFORD LOCAL SCHOOL DISTRICT
CRAWFORD COUNTY, OHIO**

NOTES TO THE REQUIRED SUPPLEMENTARY INFORMATION (CONTINUED)
FOR THE FISCAL YEAR ENDED JUNE 30, 2023

PENSION (CONTINUED)

STATE TEACHERS RETIREMENT SYSTEM (STRS) OF OHIO

Changes in benefit terms :

- There were no changes in benefit terms from the amounts reported for fiscal year 2014.
- There were no changes in benefit terms from the amounts reported for fiscal year 2015.
- There were no changes in benefit terms from the amounts reported for fiscal year 2016.
- There were no changes in benefit terms from the amounts reported for fiscal year 2017.
- For fiscal year 2018, STRS decreased the Cost of Living Adjustment (COLA) to zero.
- There were no changes in benefit terms from amounts previously reported for fiscal year 2019.
- There were no changes in benefit terms from amounts previously reported for fiscal year 2020.
- There were no changes in benefit terms from amounts previously reported for fiscal year 2021.
- There were no changes in benefit terms from amounts previously reported for fiscal year 2022.
- There were no changes in benefit terms from amounts previously reported for fiscal year 2023.

Changes in assumptions :

- There were no changes in methods and assumptions used in the calculation of actuarial determined contributions for fiscal year 2014.
- There were no changes in methods and assumptions used in the calculation of actuarial determined contributions for fiscal year 2015.
- There were no changes in methods and assumptions used in the calculation of actuarial determined contributions for fiscal year 2016.
- There were no changes in methods and assumptions used in the calculation of actuarial determined contributions for fiscal year 2017.
- For fiscal year 2018, the following changes of assumption affected the total pension liability since the prior measurement date: (a) the long-term expected rate of return was reduced from 7.75% to 7.45%, (b) the inflation assumption was lowered from 2.75% to 2.50%, (c) the payroll growth assumption was lowered to 3.00%, (d) total salary increases rate was lowered by decreasing the merit component of the individual salary increases, in addition to a decrease of 0.25% due to lower inflation, (e) the healthy and disabled mortality assumptions were updated to the RP-2014 mortality tables with generational improvement scale MP-2016 and (f) rates of retirement, termination and disability were modified to better reflect anticipated future experience.
- There were no changes in methods and assumptions used in the calculation of actuarial determined contributions for fiscal year 2019.
- There were no changes in methods and assumptions used in the calculation of actuarial determined contributions for fiscal year 2020.
- There were no changes in methods and assumptions used in the calculation of actuarial determined contributions for fiscal year 2021.
- For fiscal year 2022, the following changes of assumption affected the total pension liability since the prior measurement date: (a) the long-term expected rate of return was reduced from 7.45% to 7.00% and (b) the discount rate of return was reduced from 7.45% to 7.00%.

- For fiscal year 2023, the following changes of assumption affected the total pension liability since the prior measurement date: (a) the projected salary increases went from 12.50% at age 20 to 2.50% at age 65 to varies by service from 2.50% to 8.50%.

OTHER POSTEMPLOYMENT BENEFITS (OPEB)

SCHOOL EMPLOYEES RETIREMENT SYSTEM (SERS) OF OHIO

Changes in benefit terms :

- There were no changes in benefit terms from the amounts reported for fiscal year 2017.
- There were no changes in benefit terms from the amounts reported for fiscal year 2018.
- There were no changes in benefit terms from the amounts reported for fiscal year 2019.
- There were no changes in benefit terms from the amounts reported for fiscal year 2020.
- There were no changes in benefit terms from the amounts reported for fiscal year 2021.
- There were no changes in benefit terms from the amounts reported for fiscal year 2022.
- There were no changes in benefit terms from the amounts reported for fiscal year 2023.

(Continued)

**WYNFORD LOCAL SCHOOL DISTRICT
CRAWFORD COUNTY, OHIO**

NOTES TO THE REQUIRED SUPPLEMENTARY INFORMATION (CONTINUED)
FOR THE FISCAL YEAR ENDED JUNE 30, 2023

OTHER POSTEMPLOYMENT BENEFITS (OPEB) (CONTINUED)

SCHOOL EMPLOYEES RETIREMENT SYSTEM (SERS) OF OHIO (CONTINUED)

Changes in assumptions :

- For fiscal year 2017, the following changes of assumptions affected the total OPEB liability since the prior measurement date: (a) assumed rate of inflation was reduced from 3.25% to 3.00%, (b) payroll growth assumption was reduced from 4.00% to 3.50%, (c) assumed real wage growth was reduced from 0.75% to 0.50%, (d) rates of withdrawal, retirement, and disability were updated to reflect recent experience, (e) mortality among active members was updated to the following: RP-2014 Blue Collar Mortality Table with fully generational projection and a five-year age set-back for both males and females, (f) mortality among service retired members and beneficiaries was updated to the following: RP-2014 Blue Collar Mortality Table with fully generational projection with Scale BB, 120% of male rates, and 110% of female rates, (g) mortality among disabled members was updated to the following: RP-2000 Disabled Mortality Table, 90% for male rates and 100% for female rates, set back five years is used for the period after disability retirement.
- For fiscal year 2018, the following changes of assumptions affected the total OPEB liability since the prior measurement date: (a) assumed rate of inflation was reduced from 3.25% to 3.00%, (b) payroll growth assumption was reduced from 4.00% to 3.50%, (c) assumed real wage growth was reduced from 0.75% to 0.50%, (d) rates of withdrawal, retirement, and disability were updated to reflect recent experience, (e) mortality among active members was updated to the following: RP-2014 Blue Collar Mortality Table with fully generational projection and a five-year age set-back for both males and females, (f) mortality among service retired members and beneficiaries was updated to the following: RP-2014 Blue Collar Mortality Table with fully generational projection with Scale BB, 120% of male rates, and 110% of female rates, (g) mortality among disabled members was updated to the following: RP-2000 Disabled Mortality Table, 90% for male rates and 100% for female rates, set back five years is used for the period after disability retirement, (h) the municipal bond index rate increased from 2.92% to 3.56% and (i) the single equivalent interest rate, net of plan investment expense, including price inflation increased from 2.98% to 3.63%.
- For fiscal year 2019, the following changes of assumptions affected the total OPEB liability since the prior measurement date: (a) the discount rate increased from 3.63% to 3.70%, (b) the health care cost trend rates for Medicare were changed from a range of 5.50%-5.00% to a range of 5.375%-4.75% and Pre-Medicare were changed from a range of 7.50%-5.00% to a range of 7.25%-4.75%, (c) the municipal bond index rate increased from 3.56% to 3.62% and (d) the single equivalent interest rate, net of plan investment expense, including price inflation increased from 3.63% to 3.70%.
- For fiscal year 2020, the following changes of assumptions affected the total OPEB liability since the prior measurement date: (a) the discount rate decreased from 3.70% to 3.22%, (b) the health care cost trend rates for Medicare were changed from a range of 5.375%-4.75% to a range of 5.25%-4.75% and Pre-Medicare were changed from a range of 7.25%-4.75% to a range of 7.00%-4.75%, (c) the municipal bond index rate decreased from 3.62% to 3.13% and (d) the single equivalent interest rate, net of plan investment expense, including price inflation decreased from 3.70% to 3.22%.
- For fiscal year 2021, the following changes of assumptions affected the total OPEB liability since the prior measurement date: (a) the discount rate decreased from 3.22% to 2.63% and (b) the municipal bond index rate decreased from 3.13% to 2.45%, and (c) the single equivalent interest rate, net of plan investment expense, including price inflation decreased from 3.22% to 2.63%.
- For fiscal year 2022, the following changes of assumptions affected the total OPEB liability since the prior measurement date: (a) wage inflation decreased from 3.00% to 2.40%, (b) future salary increases changed from 3.50%-18.20% to 3.25%-13.58%, (c) investment rate of return decreased from 7.50% to 7.00%, (d) discount rate decreased from 7.50% to 7.00% and (e) mortality tables changed from the RP-2014 Blue Collar mortality table to the PUB-2010 General Employee Amount Weighted Below Median Healthy Retiree mortality table.
- For fiscal year 2023, the following changes of assumptions affected the total OPEB liability since the prior measurement date: (a) municipal bond index rate went from 1.92% to 3.69%, (b) single equivalent interest rate when from 2.27% to 4.08% and (c) medical trend assumptions went from 5.125% to 4.40% Medicare and 6.75% to 4.40% Pre-Medicare to 7.00% to 4.40%.

(Continued)

**WYNFORD LOCAL SCHOOL DISTRICT
CRAWFORD COUNTY, OHIO**

NOTES TO THE REQUIRED SUPPLEMENTARY INFORMATION (CONTINUED)
FOR THE FISCAL YEAR ENDED JUNE 30, 2023

OTHER POSTEMPLOYMENT BENEFITS (OPEB) (CONTINUED)

STATE TEACHERS RETIREMENT SYSTEM (STRS) OF OHIO

Changes in benefit terms:

- There were no changes in benefit terms from the amounts previously reported for fiscal year 2017.
- For fiscal year 2018, STRS reduced the subsidy multiplier for non-Medicare benefit recipients from 2.1% to 1.9% per year of service. Medicare Part B premium reimbursements were discontinued for certain survivors and beneficiaries and all remaining Medicare Part B premium reimbursements will be discontinued beginning January 2019.
- For fiscal year 2019, STRS increased the subsidy multiplier for non-Medicare benefit recipients from 1.9% to 1.944% per year of service effective January 1, 2019. The non-Medicare frozen subsidy base premium was increased January 1, 2019 and all remaining Medicare Part B premium reimbursements will be discontinued beginning January 1, 2020.
- For fiscal year 2020, STRS increased the subsidy percentage from 1.944% to 1.984% effective January 1, 2020. The Medicare subsidy percentages were adjusted effective January 1, 2021 to 2.1% for the Medicare plan. The Medicare Part B monthly reimbursement elimination date was postponed to January 1, 2021.
- For fiscal year 2021, the non-Medicare subsidy percentage was increased effective January 1, 2021 from 1.984% to 2.055% per year of service. The non-Medicare frozen subsidy base premium was increased effective January 1, 2021. The Medicare subsidy percentages were adjusted effective January 1, 2021 to 2.1% for the AMA Medicare plan. The Medicare Part B monthly reimbursement elimination date was postponed indefinitely.
- For fiscal year 2022, the non-Medicare subsidy percentage was increased effective January 1, 2022 from 2.055% to 2.100%. The non-Medicare frozen subsidy base premium was increased effective January 1, 2022. The Medicare Part D subsidy was updated to reflect it is expected to be negative in CY2022. The Part B monthly reimbursement elimination date was postponed indefinitely.
- There were no changes in benefit terms from the amounts previously reported for fiscal year 2023.

Changes in assumptions:

- There were no changes in methods and assumptions used in the calculation of actuarial determined contributions for fiscal year 2017.
- For fiscal year 2018, the following changes of assumptions affected the total OPEB liability since the prior measurement date: (a) the discount rate was increased from 3.26% to 4.13% based on the methodology defined under GASB Statement No. 74, Financial Reporting for Postemployment Benefit Plans Other Than Pension Plans (OPEB), (b) the long term expected rate of return was reduced from 7.75% to 7.45%, (c) valuation year per capita health care costs were updated, and the salary scale was modified, (d) the percentage of future retirees electing each option was updated based on current data and the percentage of future disabled retirees and terminated vested participants electing health coverage were decreased and (e) the assumed mortality, disability, retirement, withdrawal and future health care cost trend rates were modified along with the portion of rebated prescription drug costs.
- For fiscal year 2019, the following changes of assumptions affected the total OPEB liability/asset since the prior measurement date: (a) the discount rate was increased from the blended rate of 4.13% to the long-term expected rate of return of 7.45% based on the methodology defined under GASB Statement No. 74, Financial Reporting for Postemployment Benefit Plans Other Than Pension Plans (OPEB) and (b) decrease in health care cost trend rates from 6.00%-11.00% initial; 4.50% ultimate down to Medical Pre-Medicare 6.00% and Medicare 5.00% initial; 4.00% ultimate and Prescription Drug Pre-Medicare 8.00% and Medicare (5.23%) initial; 4.00% ultimate.
- For fiscal year 2020, health care cost trend rates were changed to the following: medical pre-Medicare from 6.00% initial - 4.00% ultimate down to 5.87% initial - 4.00% ultimate; medical Medicare from 5.00% initial - 4.00% ultimate down to 4.93% initial - 4.00% ultimate; prescription drug pre-Medicare from 8.00% initial - 4.00% ultimate down to 7.73% initial - 4.00% ultimate and (5.23%) initial - 4.00% ultimate up to 9.62% initial - 4.00% ultimate.

(Continued)

**WYNFORD LOCAL SCHOOL DISTRICT
CRAWFORD COUNTY, OHIO**

NOTES TO THE REQUIRED SUPPLEMENTARY INFORMATION (CONTINUED)
FOR THE FISCAL YEAR ENDED JUNE 30, 2023

OTHER POSTEMPLOYMENT BENEFITS (OPEB) (CONTINUED)

STATE TEACHERS RETIREMENT SYSTEM (STRS) OF OHIO (CONTINUED)

Changes in assumptions (continued):

- For fiscal year 2021, health care cost trend rates were changed to the following: medical pre-Medicare from 5.87% initial - 4.00% ultimate down to 5.00% initial - 4.00% ultimate; medical Medicare from 4.93% initial - 4.00% ultimate down to -6.69% initial - 4.00% ultimate; prescription drug pre-Medicare from 7.73% initial - 4.00% ultimate down to 6.50% initial - 4.00% ultimate; prescription drug Medicare from 9.62% initial - 4.00% ultimate up to 11.87% initial - 4.00% ultimate.
- For fiscal year 2022, the following changes of assumption affected the total OPEB liability since the prior measurement date: (a) the long-term expected rate of return was reduced from 7.45% to 7.00%, (b) the discount rate of return was reduced from 7.45% to 7.00% and (c) health care cost trend rates were changed to the following: medical Medicare from -6.69% initial - 4.00% ultimate down to -16.18% initial - 4.00% ultimate; prescription drug Medicare from 11.87% initial - 4.00% ultimate up to 29.98% initial - 4.00% ultimate.
- For fiscal year 2023, the following changes of assumption affected the total OPEB liability since the prior measurement date: (a) projected salary increase went from 12.50% at age 20 to 2.50% at age 65 to varies by services from 2.50% to 8.50% and (b) health care cost trend rates were changed to the following: Pre-Medicare from 5.00% initial - 4.00% ultimate to 7.50% initial - 3.94% ultimate; medical Medicare from -16.18% initial - 4.00% ultimate to -68.78% initial - 3.94% ultimate; prescription drug Pre-Medicare from 6.50% initial - 4.00% ultimate to 9.00% initial - 3.94% ultimate; Medicare from 29.98% initial - 4.00% ultimate to -5.47% initial - 3.94% ultimate.

SUPPLEMENTARY INFORMATION

**WYNFORD LOCAL SCHOOL DISTRICT
CRAWFORD COUNTY, OHIO
SCHEDULE OF EXPENDITURES OF FEDERAL AWARDS
FOR THE FISCAL YEAR ENDED JUNE 30, 2023**

FEDERAL GRANTOR/ PASS THROUGH GRANTOR/ PROGRAM/CLUSTER TITLE	ASSISTANCE LISTING NUMBER	PASS-THROUGH ENTITY IDENTIFYING NUMBER / ADDITIONAL AWARD IDENTIFICATION	TOTAL FEDERAL EXPENDITURES
U.S. DEPARTMENT OF AGRICULTURE			
<i>Passed Through the Ohio Department of Education</i>			
Child Nutrition Cluster			
School Breakfast Program	10.553	2022	\$ 127
School Breakfast Program	10.553	2023	67,983
Total School Breakfast Program			<u>68,110</u>
COVID-19 - National School Lunch Program - CN COVID FOOD PRO MANF	10.555	COVID-19, 2022	22,975
COVID-19 - National School Lunch Program - CN COVID FOOD PRO MANF	10.555	COVID-19, 2023	9,101
National School Lunch Program	10.555	2022	501
National School Lunch Program	10.555	2023	264,659
National School Lunch Program - Food Donation	10.555	2023	39,539
Total National School Lunch Program			<u>336,775</u>
Total Child Nutrition Cluster			<u>404,885</u>
COVID-19 - State Pandemic Electronic Benefit Transfer (P-EBT) Administrative Costs Grant	10.649	COVID-19, 2023	628
Total U.S. Department of Agriculture			<u>405,513</u>
U.S. DEPARTMENT OF EDUCATION			
<i>Passed Through the Ohio Department of Education</i>			
Title I Grants to Local Educational Agencies	84.010A	84.010A, 2022	14,829
Title I Grants to Local Educational Agencies	84.010A	84.010A, 2023	158,527
Total Title I Grants to Local Educational Agencies			<u>173,356</u>
Special Education Cluster (IDEA)			
Special Education-Grants to States (IDEA, Part B)	84.027A	84.027A, 2022	35,836
Special Education-Grants to States (IDEA, Part B)	84.027A	84.027A, 2023	213,481
Total Special Education-Grants to States (IDEA, Part B)			<u>249,317</u>
Special Education-Preschool Grants (IDEA Preschool)	84.173A	84.173A, 2022	783
Special Education-Preschool Grants (IDEA Preschool)	84.173A	84.173A, 2023	9,415
Total Special Education-Preschool Grants (IDEA Preschool)			<u>10,198</u>
Total Special Education Cluster (IDEA)			<u>259,515</u>
Supporting Effective Instruction State Grants	84.367A	84.367A, 2022	5,009
Supporting Effective Instruction State Grants	84.367A	84.367A, 2023	24,595
Total Supporting Effective Instruction State Grants			<u>29,604</u>
COVID-19 - Elementary and Secondary School Emergency Relief (ESSER II) Fund	84.425D	COVID-19, 84.425D, 2022	15,041
COVID-19 - Elementary and Secondary School Emergency Relief (ESSER II) Fund	84.425D	COVID-19, 84.425D, 2023	58,144
COVID-19 - American Rescue Plan - Elementary and Secondary School Emergency Relief (ARP ESSER) Fund	84.425U	COVID-19, 84.425U, 2022	43,833
COVID-19 - American Rescue Plan - Elementary and Secondary School Emergency Relief (ARP ESSER) Fund	84.425U	COVID-19, 84.425U, 2023	76,051
Total Education Stabilization Fund (ESF)			<u>193,069</u>
Total U.S. Department of Education			<u>655,544</u>
Total Federal Expenditures			<u>\$ 1,061,057</u>

The accompanying notes are an integral part of this schedule.

**WYNFORD LOCAL SCHOOL DISTRICT
CRAWFORD COUNTY, OHIO**

NOTES TO THE SCHEDULE OF EXPENDITURES OF FEDERAL AWARDS
2 CFR 200.510(b)(6)
FOR THE FISCAL YEAR ENDED JUNE 30, 2023

NOTE 1 – BASIS OF PRESENTATION & SUMMARY OF SIGNIFICANT ACCOUNTING POLICIES

The accompanying Schedule of Expenditures of Federal Awards (the Schedule) includes the federal award activity of the Wynford Local School District under programs of the federal government for the fiscal year ended June 30, 2023 and is prepared in accordance with the cash basis of accounting. The information on this Schedule is prepared in accordance with the requirements of Title 2 U.S. Code of Federal Regulations Part 200, *Uniform Administrative Requirements, Cost Principles, and Audit Requirements for Federal Awards* (Uniform Guidance). Because the Schedule presents only a selected portion of the operations of the Wynford Local School District, it is not intended to and does not present the financial position, or changes in net position, or cash flows of the Wynford Local School District. Such expenditures are recognized following cost principles contained in Uniform Guidance wherein certain types of expenditures may or may not be limited as to reimbursement.

NOTE 2 – DE MINIMIS COST RATE

CFR Section 200.414 of the Uniform Guidance allows a non-federal entity that has never received a negotiated indirect cost rate to charge a de minimis rate of 10% of modified total direct costs to indirect costs. The Wynford Local School District has not elected to use the 10-percent de minimis indirect cost rate as allowed under the Uniform Guidance.

NOTE 3 – CHILD NUTRITION CLUSTER

The Wynford Local School District commingles cash receipts from the U.S. Department of Agriculture with similar State grants. When reporting expenditures on this Schedule, the Wynford Local School District assumes it expends federal monies first.

NOTE 4 – FOOD DONATION PROGRAM

The Wynford Local School District reports commodities consumed on the Schedule at the entitlement value. The Wynford Local School District allocated donated food commodities to the respective program that benefitted from the use of those donated food commodities.

**Independent Auditor's Report on Internal Control Over Financial Reporting and on Compliance and Other Matters Based on an Audit of Financial Statements Performed in Accordance With
*Government Auditing Standards***

Wynford Local School District
Crawford County
3288 Holmes Center Road
Bucyrus, Ohio 44820-9462

To the Members of the Board of Education:

We have audited, in accordance with the auditing standards generally accepted in the United States of America and the standards applicable to financial audits contained in *Government Auditing Standards* issued by the Comptroller General of the United States, the financial statements of the governmental activities, each major fund, and the aggregate remaining fund information of the Wynford Local School District, Crawford County, Ohio, as of and for the fiscal year ended June 30, 2023, and the related notes to the financial statements, which collectively comprise the Wynford Local School District's basic financial statements, and have issued our report thereon dated December 8, 2023, wherein we noted as described in Note 3C to the financial statements, a fund balance restatement was necessary to properly state fund balances related to previously accrued expenditures and the fund(s) they were subsequently paid from.

Report on Internal Control over Financial Reporting

In planning and performing our audit of the financial statements, we considered the Wynford Local School District's internal control over financial reporting (internal control) as a basis for designing audit procedures that are appropriate in the circumstances for the purpose of expressing our opinions on the financial statements, but not for the purpose of expressing an opinion on the effectiveness of the Wynford Local School District's internal control. Accordingly, we do not express an opinion on the effectiveness of the Wynford Local School District's internal control.

A *deficiency in internal control* exists when the design or operation of a control does not allow management or employees, in the normal course of performing their assigned functions, to prevent, or detect and correct, misstatements on a timely basis. A *material weakness* is a deficiency, or a combination of deficiencies, in internal control, such that there is a reasonable possibility that a material misstatement of the Wynford Local School District's financial statements will not be prevented, or detected and corrected, on a timely basis. A *significant deficiency* is a deficiency, or a combination of deficiencies, in internal control that is less severe than a material weakness, yet important enough to merit attention by those charged with governance.

Our consideration of internal control was for the limited purpose described in the first paragraph of this section and was not designed to identify all deficiencies in internal control that might be material weaknesses or, significant deficiencies. Given these limitations, during our audit we did not identify any deficiencies in internal control that we consider to be material weaknesses. However, material weaknesses or significant deficiencies may exist that were not identified.

Wynford Local School District
Crawford County

Independent Auditor's Report on Internal Control Over Financial Reporting and on Compliance and Other Matters
Based on an Audit of Financial Statements Performed in Accordance With *Government Auditing Standards*

Report on Compliance and Other Matters

As part of obtaining reasonable assurance about whether the Wynford Local School District's financial statements are free from material misstatement, we performed tests of its compliance with certain provisions of laws, regulations, contracts, and grant agreements, noncompliance with which could have a direct and material effect on the financial statements. However, providing an opinion on compliance with those provisions was not an objective of our audit, and accordingly, we do not express such an opinion. The results of our tests disclosed no instances of noncompliance or other matters that are required to be reported under *Government Auditing Standards*.

Purpose of this Report

The purpose of this report is solely to describe the scope of our testing of internal control and compliance and the results of that testing, and not to provide an opinion on the effectiveness of the Wynford Local School District's internal control or on compliance. This report is an integral part of an audit performed in accordance with *Government Auditing Standards* in considering the Wynford Local School District's internal control and compliance. Accordingly, this communication is not suitable for any other purpose.



Julian & Grube, Inc.
December 8, 2023

**Independent Auditor's Report on Compliance for Each Major Federal Program
and on Internal Control Over Compliance Required by the Uniform Guidance**

Wynford Local School District
Crawford County
3288 Holmes Center Road
Bucyrus, Ohio 44820-9462

To the Members of the Board of Education:

Report on Compliance for Each Major Federal Program***Opinion on Each Major Federal Program***

We have audited the Wynford Local School District's compliance with the types of compliance requirements identified as subject to audit in the U.S. Office of Management and Budget (OMB) *Compliance Supplement* that could have a direct and material effect on each of the Wynford Local School District's major federal programs for the fiscal year ended June 30, 2023. The Wynford Local School District's major federal programs are identified in the summary of auditor's results section of the accompanying schedule of findings.

In our opinion, the Wynford Local School District complied, in all material respects, with the compliance requirements referred to above that could have a direct and material effect on each of its major federal programs for the fiscal year ended June 30, 2023.

Basis for Opinion on Each Major Federal Program

We conducted our audit of compliance in accordance with auditing standards generally accepted in the United States of America; the standards applicable to financial audits contained in *Government Auditing Standards*, issued by the Comptroller General of the United States; and the audit requirements of Title 2 U.S. *Code of Federal Regulations* Part 200, *Uniform Administrative Requirements, Cost Principles, and Audit Requirements for Federal Awards* (Uniform Guidance). Our responsibilities under those standards and the Uniform Guidance are further described in the "Auditor's Responsibilities for the Audit of Compliance" section of our report.

We are required to be independent of the Wynford Local School District and to meet our other ethical responsibilities, in accordance with relevant ethical requirements relating to our audit. We believe that the audit evidence we have obtained is sufficient and appropriate to provide a basis for our opinion on compliance for each major federal program. Our audit does not provide a legal determination of the Wynford Local School District's compliance with the compliance requirements referred to above.

Responsibilities of Management for Compliance

Management is responsible for compliance with the requirements referred to above and for the design, implementation, and maintenance of effective internal control over compliance with the requirements of laws, statutes, regulations, rules, and provisions of contracts or grant agreements applicable to the Wynford Local School District's federal programs.

Auditor's Responsibilities for the Audit of Compliance

Our objectives are to obtain reasonable assurance about whether material noncompliance with the compliance requirements referred to above occurred, whether due to fraud or error, and express an opinion on the Wynford Local School District's compliance based on our audit. Reasonable assurance is a high level of assurance but is not absolute assurance and therefore is not a guarantee that an audit conducted in accordance with generally accepted auditing standards, *Government Auditing Standards*, and the Uniform Guidance will always detect material noncompliance when it exists. The risk of not detecting material noncompliance resulting from fraud is higher than for that resulting from error, as fraud may involve collusion, forgery, intentional omissions, misrepresentations, or the override of internal control. Noncompliance with the compliance requirements referred to above is considered material if there is a substantial likelihood that, individually or in the aggregate, it would influence the judgment made by a reasonable user of the report on compliance about the Wynford Local School District's compliance with the requirements of each major federal program as a whole.

In performing an audit in accordance with generally accepted auditing standards, *Government Auditing Standards*, and the Uniform Guidance, we:

- Exercise professional judgment and maintain professional skepticism throughout the audit.
- Identify and assess the risks of material noncompliance, whether due to fraud or error, and design and perform audit procedures responsive to those risks. Such procedures include examining, on a test basis, evidence regarding the Wynford Local School District's compliance with the compliance requirements referred to above and performing such other procedures as we considered necessary in the circumstances.
- Obtain an understanding of the Wynford Local School District's internal control over compliance relevant to the audit in order to design audit procedures that are appropriate in the circumstances and to test and report on internal control over compliance in accordance with the Uniform Guidance, but not for the purpose of expressing an opinion on the effectiveness of the Wynford Local School District's internal control over compliance. Accordingly, no such opinion is expressed.

We are required to communicate with those charged with governance regarding, among other matters, the planned scope and timing of the audit and any significant deficiencies and material weaknesses in internal control over compliance that we identified during the audit.

Report on Internal Control over Compliance

A deficiency in internal control over compliance exists when the design or operation of a control over compliance does not allow management or employees, in the normal course of performing their assigned functions, to prevent, or detect and correct, noncompliance with a type of compliance requirement of a federal program on a timely basis. A *material weakness in internal control over compliance* is a deficiency, or a combination of deficiencies, in internal control over compliance, such that there is a reasonable possibility that material noncompliance with a type of compliance requirement of a federal program will not be prevented, or detected and corrected, on a timely basis. A *significant deficiency in internal control over compliance* is a deficiency, or a combination of deficiencies, in internal control over compliance with a type of compliance requirement of a federal program that is less severe than a material weakness in internal control over compliance, yet important enough to merit attention by those charged with governance.

Our consideration of internal control over compliance was for the limited purpose described in the "Auditor's Responsibilities for the Audit of Compliance" section above and was not designed to identify all deficiencies in internal control over compliance that might be material weaknesses or significant deficiencies in internal control over compliance. Given these limitations, during our audit we did not identify any deficiencies in internal control over compliance that we consider to be material weaknesses, as defined above. However, material weaknesses or significant deficiencies in internal control over compliance may exist that were not identified.

Wynford Local School District
Crawford County
Independent Auditor's Report on Compliance for Each Major Federal Program
and on Internal Control Over Compliance Required by the Uniform Guidance

Our audit was not designed for the purpose of expressing an opinion on the effectiveness of internal control over compliance. Accordingly, no such opinion is expressed.

The purpose of this report on internal control over compliance is solely to describe the scope of our testing of internal control over compliance and the results of that testing based on the requirements of the Uniform Guidance. Accordingly, this report is not suitable for any other purpose.

A handwritten signature in cursive script that reads "Julian & Grube, Inc.".

Julian & Grube, Inc.
December 8, 2023

**WYNFORD LOCAL SCHOOL DISTRICT
CRAWFORD COUNTY, OHIO**

**SCHEDULE OF FINDINGS
2 CFR § 200.515
JUNE 30, 2023**

1. SUMMARY OF AUDITOR'S RESULTS		
<i>(d)(1)(i)</i>	<i>Type of Financial Statement Opinion</i>	Unmodified
<i>(d)(1)(ii)</i>	<i>Were there any material weaknesses in internal control reported at the financial statement level (GAGAS)?</i>	No
<i>(d)(1)(ii)</i>	<i>Were there any other significant deficiencies in internal control reported at the financial statement level (GAGAS)?</i>	No
<i>(d)(1)(iii)</i>	<i>Was there any reported material noncompliance at the financial statement level (GAGAS)?</i>	No
<i>(d)(1)(iv)</i>	<i>Were there any material weaknesses in internal control reported for major federal programs?</i>	No
<i>(d)(1)(iv)</i>	<i>Were there any significant deficiencies in internal control reported for major federal programs?</i>	No
<i>(d)(1)(v)</i>	<i>Type of Major Program's Compliance Opinion</i>	Unmodified
<i>(d)(1)(vi)</i>	<i>Are there any reportable findings under 2 CFR §200.516(a)?</i>	No
<i>(d)(1)(vii)</i>	<i>Major Program(s) (listed):</i>	Education Stabilization Fund (ALN 84.425); Special Education Cluster
<i>(d)(1)(viii)</i>	<i>Dollar Threshold: Type A/B Programs</i>	Type A: > \$750,000 Type B: all others
<i>(d)(1)(ix)</i>	<i>Low Risk Auditee under 2 CFR § 200.520?</i>	No

**2. FINDINGS RELATED TO THE BASIC FINANCIAL STATEMENTS
REQUIRED TO BE REPORTED IN ACCORDANCE WITH GAGAS**

None.

3. FINDINGS AND QUESTIONED COSTS FOR FEDERAL AWARDS

None.

Wynford Board of Education

Forrest Trisler, Superintendent
Leesa Smith, Treasurer

3288 Holmes Center Road • Bucyrus, Ohio 44820
Phone (419) 562-7828



SUMMARY SCHEDULE OF PRIOR AUDIT FINDINGS
2 CFR § 200.511(b)
JUNE 30, 2023

Finding Number	Year Initially Occurred	Finding Summary	Status	Additional Information
2022-001	2022	<u>Material Weakness - Financial Statement Presentation</u> – Management is responsible for preparing complete and accurate financial statements in accordance with the applicable financial reporting framework. The financial statements and related notes required adjustments to properly report certain activity.	Corrected	N/A
2022-002	2022	<u>Noncompliance</u> – Ohio Revised Code Section 3302.42 requires District’s operating an online learning model to notify the Ohio Department of Education that the District is operating an online learning model, to assign all students engaged in online learning to a single school which the department shall designate as a district online school, and to have an online learning policy, for which the District did not do or have.	Corrected	N/A

This page intentionally left blank.

OHIO AUDITOR OF STATE KEITH FABER



WYNFORD LOCAL SCHOOL DISTRICT

CRAWFORD COUNTY

AUDITOR OF STATE OF OHIO CERTIFICATION

This is a true and correct copy of the report, which is required to be filed pursuant to Section 117.26, Revised Code, and which is filed in the Office of the Ohio Auditor of State in Columbus, Ohio.



Certified for Release 2/8/2024

88 East Broad Street, Columbus, Ohio 43215
Phone: 614-466-4514 or 800-282-0370

This report is a matter of public record and is available online at
www.ohioauditor.gov